

UNITED STATES DISTRICT COURT
SOUTHERN DISTRICT OF FLORIDA
CASE NO.: 20-cv-81205-RAR

SECURITIES AND EXCHANGE COMMISSION,

Plaintiff,

v.

COMPLETE BUSINESS SOLUTIONS GROUP,
INC. d/b/a/ PAR FUNDING, *et al.*,

Defendants.

PLAINTIFF SECURITIES AND EXCHANGE COMMISSION'S NOTICE OF FILING
EXPERT WITNESS REPORT AND UPDATED INFORMATION

I. INTRODUCTION

Plaintiff Securities and Exchange Commission hereby files the Expert Report of Melissa Davis together with updated information concerning additional matters.

II. EXPERT WITNESS REPORT

During the August 25, 2021 hearing, the Court inquired about the Commission's expert witness report. The expert report of Melissa Davis, a partner at KapilaMukamal, LLP, is attached hereto as Exhibit A. This expert report was served on Defendants on August 13, 2021, pursuant to the Court's Amended Scheduling Order.

III. TRANSFERS TO PRIORITY ACCOUNT

The Complaint, Amended Complaint, and July 2020 Emergency Motions for a temporary restraining order and other relief ("TRO Motion") and for the appointment of a Receiver include allegations concerning Defendant Par Funding's June 2020 transfers labeled "Par Funding Pref" totaling \$20,865,953 million, made out of Par Funding's JP Morgan Chase bank accounts to a Georgia entity account, leaving a balance of only \$82,319 in Par Funding's JP Morgan Chase bank accounts as of June 30, 2020.¹ The Commission filed the Declaration of Melissa Davis in support of these allegations [ECF No. 21-1 at 4] and in advance of the August 2020 preliminary

¹ DE 1, 4, 14 at 7, 77, 79.

injunction hearing, the Commission filed a second Davis Declaration providing additional information obtained about the transfers including that, among other things, the “Par Funding Pref” transfers were transfers to Priority Payment Systems (“Priority”), and Par Funding began transferring funds to Priority in December 2019.² [ECF 89-1, 177-50].

The Commission has obtained additional information about transfers into and out of the Priority account, which information further confirms the need to impose an asset freeze and appoint a Receiver to halt the Defendants’ ongoing fraudulent securities offerings.³ The transfers were made to Atlantic Capital Bank (“Atlantic”) in Atlanta, Georgia. The Atlantic bank account records state the beneficiary on the account is Priority Payment Systems (the “Priority Account”). Priority is a third party payment processor located in Alpharetta, Georgia and according to a sworn declaration executed by Joseph Cole Barleta on August 27, 2020, Par Funding owned the account at Priority and used it to transfer money because Priority charged less than the wire fee costs charged by banks. Basically, money would be transferred to Priority for purposes of then transferring it again.

² “The ‘Par Funding Pref’ transfers were transfers to Priority Payment Systems; Par Funding began transferring funds to Priority Systems in December 2019; from December 2019 through February 21, 2020, Par Funding transferred \$63,650,827 to Priority Payment Systems; on February 21, 2020 Par Funding began to make transfers out of the Par Funding accounts which were labeled as “Par Funding Pref;” and during the period from February 21, 2020 to June 30, 2020, these transfers totaled \$45,990,953, of which \$20,865,953 occurred during the month of June 2020 from the JP Morgan Chase accounts.” [August 4, 2020 Davis Declaration].

³ Contrary to the individual Defendants’ recent refrain in this case that the Commission alleged the individual defendants “stole” the money transferred to Priority in June 2020, no such allegation was made. Instead, the Commission alleged and presented evidence that the most recent monthly bank account statements (*ie*, June 2020) showed that Par Funding had transferred millions out of Par Funding’s bank accounts that held investor funds in June 2020, leaving a relatively nominal amount in those bank accounts at the time of filing in July 2020.

The Complaint and TRO Motion do include allegations about the individual defendants’ receipt of funds during the fraudulent offering scheme. However, as is clear from the filings, which include specific allegations about the amounts and *dates* of these transfers to individual defendants, none of the alleged transfers to individual defendants were alleged to have occurred in connection with the June 2020 transfer from the JP Morgan Chase account to the Priority/Par Funding Preferred account. We have now learned that in July 2020, funds were transferred from the Priority Account to Defendant Abbonizio’s entity of \$657,581 and additional funds were transferred to his entity and Cole’s entity prior to that time.

From December 11, 2019 until July 27, 2020, a total of about \$197.5 million flowed into the Priority Account. Ex. B. Of this amount, about \$196.2 million was comprised of funds including investor money. Specifically, during this period Par Funding transferred a total of about \$143,127,613.48⁴ from its bank accounts to the Priority Account and \$53,049,481.89 was transferred directly from investors/agent funds to the Priority Account. *Id.* Only about \$1.3 million was from merchant cash advance receipts. *Id.*

Before Par Funding transferred the roughly \$21 million from its JP Morgan bank accounts to the Priority Account in June 2020, there was only \$813,535 in the Priority Account. From June 2020 until July 27, 2020, the day prior to the Freeze Order in this case, Par Funding transferred a total of about \$42,565,953 from its bank accounts to the Priority Account.

According to the QuickBooks for Par Funding, only about **\$2.3 million** of this money remained in the Priority Account on July 27, 2020 when the account was frozen. *Id.*

The use of funds in the Priority Account according to QuickBooks sources is reflected on Exhibit B. It reflects, among other things, that about 45% of the funds transferred to the Priority Account were used for the merchant cash advance loans. As set forth in the QuickBooks report, the Priority Account was used to receive and make transfers in connection with the agent funds/investors; the Account was therefore used in connection with the unregistered offering frauds the Court halted. As shown in Exhibit B, the Account was also used to make transfers to Par Funding's bank accounts, for commissions and fees, for transfers to related entities, and transfers to Defendants Cole and Barleta's entities,⁵ among other things. The Expert Report attached as Exhibit A incorporates the information reflected in the Priority Account, as well as many others.

IV. THE SETTLEMENT WITH JOHN GISSAS

⁴ This amount is greater than that stated in the prior Davis declaration, of approximately \$109 million through June 2020. The \$143,127,613.48 figure includes transfers from three bank accounts that were not included in the accounts analyzed when the Davis Declaration was issued, as well as the July 2020 activity.

⁵ As set forth in the TRO Motion and Complaint, the New Field Ventures and ALB entities shown in exhibit B are the entities of Defendants Joseph Cole Barleta and Perry Abbonizio.

Defendant John Gissas reached a tentative settlement with the Commission staff that required authorization from the five Commissioners of the Securities and Exchange Commission. However, additional evidence was subsequently discovered that required a modification of the settlement agreement. Mr. Gissas has executed the revised consent to a final judgment in this case, which would resolve all charges and claims for relief against him. The Commission will file the consent and proposed final judgment if the Commissioners authorize the revised settlement, which will obviate the need for trial against him.

Dated September 16, 2021

Respectfully submitted,

By: Amie Riggle Berlin
Amie Riggle Berlin
Senior Trial Counsel
Florida Bar No. 630020
Direct Dial: (305) 982-6322
Email: berlina@sec.gov
Attorney for Plaintiff

SECURITIES AND EXCHANGE
COMMISSION
801 Brickell Avenue, Suite 1800
Miami, Florida 33131
Telephone: (305) 982-6300
Facsimile: (305) 536-4154

CERTIFICATE OF SERVICE

I HEREBY CERTIFY that a true and correct copy of the foregoing was served this 16th day of September 2021 via cm-ecf on all defense counsel in this case.

Amie Riggle Berlin
Amie Riggle Berlin

**UNITED STATES DISTRICT COURT
SOUTHERN DISTRICT OF FLORIDA**

Case 9:20-cv-81205

SECURITIES AND EXCHANGE COMMISSION,

Plaintiff,

v.

COMPLETE BUSINESS SOLUTIONS GROUP,

INC. d/b/a/ PAR FUNDING, et al.

Defendants, and

L.M.E. 2017 FAMILY TRUST,

Relief Defendant.

REPORT OF EXPERT

Submitted by

Melissa Davis, CPA, CIRA, CFE

August 13, 2021

Table of Contents

Report

Exhibits

Exhibit A	Select Definitions Used in This Report
Exhibit B	Documents Utilized
Exhibit C	Account Classification
Exhibit D	Related Parties
Exhibit E	CBSG Funding Analysis as of June 30, 2020
Exhibit F	Comparative Financials
Exhibit G	Investor Activity
Exhibit H	Annual Cash Reconstruction Summary
Exhibit I	Annual Cash Flow Summary
Exhibit J	Summary of Net MCA Activity by Funding Year
Exhibit K	Summary of CBSG MCA Suites Activity
Exhibit L	Category A Merchants MCA Suites Activity
Exhibit M	YGM Factoring Agreement
Exhibit N	Category B Merchants MCA Suites Activity
Exhibit O	Category C Merchants MCA Suites Activity
Exhibit P	Transfer Schedules
Exhibit Q	Equity Distribution Schedule
Exhibit R	August 26, 2020 Declaration

QUALIFICATIONS

Resume
Case Experience

UNITED STATES DISTRICT COURT
SOUTHERN DISTRICT OF FLORIDA

Case 1:20-cv-23071

SECURITIES AND EXCHANGE COMMISSION,

Plaintiff,

v.

COMPLETE BUSINESS SOLUTIONS GROUP,

INC. d/b/a/ PAR FUNDING, et al.

Defendants, and

L.M.E. 2017 FAMILY TRUST,

Relief Defendant.

REPORT OF EXPERT

I. RETENTION

1. KapilaMukamal, LLP (“KM”) was retained by the Securities and Exchange Commission (“the Commission”) as forensic accountants in this matter. I, Melissa Davis, a Partner of KM, have directed this engagement and am being offered as an expert witness.

II. LIMITATIONS OF REPORT

2. In conducting my investigation and analyses, I was assisted by other KM professionals with extensive experience in insolvency and forensic investigations

working under my direct supervision. Any references to “I”, “my”, “KM” or “Kapila” within the report incorporate my efforts with the assistance of my co-professionals.

3. Additional documents and information may be made available or reviewed, and certain facts currently not available may come to light, which may impact the conclusions and opinions reflected herein.

4. This report was prepared solely for use in this litigation matter. The information and conclusions reached should not be relied upon by any other person nor should any statement in this report be used for any other purpose without written consent from KM.

III. PROCEDURAL BACKGROUND¹

5. On July 24, 2020, the Commission filed a Complaint for Injunctive and Other Relief (“SEC Complaint”) against Complete Business Solutions Group, Inc. d/b/a Par Funding (“Par Funding”), Full Spectrum Processing, Inc. (“Full Spectrum”) ABetterFinancialPlan.Com, LLC d/b/a A better Financial Plan, ABFP Management Company, LLC, ABFP Income Fund, LLC, ABFP Income Fund 2, LLC, United Fidelis Group Corp., Fidelis Financial Planning, LLC, Retirement Evolution Group, LLC, Retirement Evolution Income Fund, LLD f/k/a RE Income Fund, LLC, RE Income Fund 2, LLC, Lisa McElhone (“McElhone”), Joseph Cole Barleta, a/k/a Joe Cole, Joseph W. LaForte (“LaForte”), a/k/a Joe Mack a/k/a Joe Mackie, a/k/a Joe Mcelhone, Perry S. Abbonizio, Dean J. Vagnozzi (“Vagnozzi”), Michael C. Furman,

¹ The information contained within the Procedural Background section of this report provides my understanding of the background information of this matter based upon pleadings and other sources referenced herein and is not intended to represent any expert opinions.

and John Gissas as Defendants and L.M.E. 2017 Family Trust as Relief Defendant.²

6. The Commission also filed a Motion for Appointment of Receiver.³

7. On July 27, 2020, the Court entered an Order Granting the SEC's Motion for Appointment of Receiver ("Receivership Order").⁴

8. The Commission filed the Amended Complaint on August 10, 2020. The Amended Complaint corrected the name of the L.M.E. 2017 Family Trust to The LME 2017 Family Trust a/k/a LME 2017 Family Trust ("LME Family Trust").⁵

9. The SEC Complaint alleged that McElhone and LaForte operated an investment scheme whereby they raised more than a half billion in funds from 1,200 investors across the country by offering unregistered securities to investors in the form of promissory notes issued by Par Funding.⁶

10. Par Funding is a Delaware company formed in 2011 which operated from its main office in Philadelphia until 2017 when it moved its offices to Palm Beach Gardens, FL.⁷ Since August 2013, Complete Business Solutions Group has operated using the fictitious name Par Funding.⁸ The LME Family Trust is the sole owner of Par Funding.⁹

² D.E. No. 1

³ D.E. No. 4

⁴ D.E. No. 36

⁵ D.E. No. 119

⁶ SEC Complaint, ¶1-2.

⁷ SEC Complaint, ¶11.

⁸ Id.

⁹ Id.

11. McElhone is the sole employee of Par Funding.¹⁰ McElhone is the sole owner of Full Spectrum.¹¹ Since 2017, Full Spectrum operated Par Funding.¹²

IV. SCOPE

12. The Commission requested me to determine:

a. If the cash flow from Par Funding's Merchant Advances¹³ was sufficient to pay the promised investor returns and operational expenses.

b. The amount of funds Par Funding paid to:

- i. Joseph LaForte
- ii. Lisa McElhone
- iii. LME Family Trust 2017
- iv. Heritage Business Consulting
- v. Eagle Six
- vi. Dean Vagnozzi
- vii. ABetterFinancialPlan.com
- viii. ABFP Income Fund
- ix. ABFP Income Fund Parallel
- x. ABFP Income Fund 2
- xi. ABFP Income Fund 3
- xii. ABFP Income Fund 3 Parallel LLC
- xiii. ABFP Income Fund 4
- xiv. ABFP Income Fund 4 Parallel LLC
- xv. ABFP Income Fund 6

¹⁰ SEC Complaint ¶11.

¹¹ SEC Complaint ¶15.

¹² Joseph Barleta, deposition testimony June 2, 2021 Pages 8-9.

¹³ As defined in ¶14 below.

- xvi. ABFP Income Fund 6 Parallel
- xvii. Michael Furman
- xviii. United Fidelis
- xix. Fidelis Financial Planning
- xx. Joseph Cole Barletta
- xxi. Beta Abigail Inc
- xxii. New Field Ventures, LLC
- xxiii. Recruiting & Marketing Resources, Inc.
- xxiv. Full Spectrum Processing

V. OPINIONS

13. My opinions are:

- a. The cash flow from Par Funding's Merchant Advances was not sufficient to pay the promised investor returns and operational expenses.
- b. The amount of funds Par Funding paid to the following parties is:

Payee	Disbursements	Exhibit
ABetterFinancialPlan.com	\$ 1,914,045	P.1
ABFP Income Fund	32,633,720	P.2
ABFP Income Fund 2	10,671,546	P.3
ABFP Income Fund 3	6,313,406	P.4
ABFP Income Fund 3 Parallel LLC	233,992	P.5
ABFP Income Fund 4	2,049,440	P.6
ABFP Income Fund 4 Parallel LLC	172,472	P.7
ABFP Income Fund 6	356,945	P.8
ABFP Income Fund 6 Parallel	143,338	P.9
ABFP Income Fund Parallel	153,206	P.10
Beta Abigail Inc	4,878,350	P.11
Dean Vagnozzi	743,137	P.12
Eagle Six Consultants	47,143,509	P.13
Fidelis Financial Planning	6,476,557	P.14
Full Spectrum Processing	10,689,472	P.15
Heritage Business Consulting	42,451,249	P.16
Joseph Cole Barletta	160,715	P.17
Joseph LaForte	-	N/A
Lisa McElhone	11,310,598	P.18
LME Family Trust 2017	14,300,000	P.19
Michael Furman	-	N/A
New Field Ventures, LLC	11,739,902	P.20
Recruiting & Marketing Resources, Inc.	7,933,228	P.21
United Fidelis	-	N/A
Total	\$ 212,468,829	

VI. PAR FUNDING BUSINESS MODEL¹⁴

Merchant Advances

14. Par Funding provided financing for small and medium sized businesses (“Merchants”) in the form of advances (“Merchant Advances”). The Merchant

¹⁴ **Exhibit A** contains a list of key defined terms that I reference throughout this Report.

Advances were documented by agreements called Factoring Agreements which included the terms of the advance and repayment.

15. Par Funding advanced funds to Merchants through the purchase of a portion of the Merchant's future income stream, at a discount. The difference between the amount advanced by Par Funding to the Merchant and the amount repaid by the Merchant is referred to as a "factoring fee" or "finance fee".¹⁵ The factoring fees charged by Par Funding averaged around 33%.¹⁶ These types of advances are also commonly referred to as merchant cash advances ("MCA").

16. Funds advanced to Merchants were recorded as accounts receivable ("Merchant Advance Receivables") in Par Funding's accounting records based on the amount that the Merchant would repay ("Repayment Amount").¹⁷

17. Repayment of the factoring advances from the Merchants were made in the form of periodic ACH withdrawals from the Merchant's bank account by Par Funding.¹⁸

18. Par Funding participated in certain MCA transactions with syndicate partners ("Joint Funders"). Par Funding would sell a participation interest in the factoring advance to the Joint Funder. In these syndicated transactions, the amount of Advance Receivable recorded by Par Funding is net of the participation interest.

¹⁵ For example, if the merchant received \$100,000 and had to repay \$133,000 per the Factoring Agreement, the factoring fee would be \$33,000 (33%).

¹⁶ Factor Average Rate per CBSG Funding Analysis dated June 30, 2020. (*Exhibit E*)

¹⁷ Par Funding's general ledger reflects that in 2016 it began recording a deferred income component and a corresponding deferred revenue liability for unearned factoring fee in the form of periodic adjustments referenced as GAAP adjustments. See footnote 15.

¹⁸ Some merchants paid by wire transfer or check.

Par Funding Investors

19. Par Funding raised funds from investors (“Investors”) to fund the Merchant Advances in exchange for Promissory Notes that Par Funding issued to Investors (“Investor Loans”). The Investor Loans are recorded as “investor loans payable” by Par Funding.¹⁹ Interest was paid to investors. The terms of the Investor Loans were from one to five years and interest rates generally ranged from 12% to 44% per year.²⁰ In April 2020, Par Funding modified the existing terms of the promissory notes to offer less interest and for the return of principal at a later period of time.²¹

VII. METHODOLOGY AND INFORMATION CONSIDERED

20. The conclusions reached in this report are based on my analysis of Par Funding’s historical cash activity and the profitability of the Merchant Advances. To conduct my analysis, I utilized accounting records and related information that was provided by the Receiver which was derived from Par Funding’s business records. A complete list of the documents I considered and the data I relied on is listed at **Exhibit B**. The following sections describe the sources of information that I analyzed and how I incorporated those data sources into my analysis.

¹⁹ There was a separate liability account for each investor so Par Funding could track the liability due to each Investor.

²⁰ CBSG Creditor Agreement List.

²¹ Joseph Barleta deposition testimony June 2, 2021, Page 101. Joseph Barleta testified at Page 107 that the renegotiation of the interest rate to 5% annually was the best plan to protect investor capital.

Par Funding QuickBooks General Ledger

21. Par Funding was incorporated in 2011 and maintained a general ledger in QuickBooks. A general ledger contains all of a company's financial transactions and is the underlying source of the financial statements. The first transaction in the Par Funding general ledger was recorded on November 2, 2011.

22. I analyzed the QuickBooks general ledger for the period from November 2, 2011 to July 27, 2020, the date of the appointment of the Receiver.

23. I understand the QuickBooks accounting records were maintained in the ordinary course by Par Funding's accounting personnel. I obtained an electronic copy of the QuickBooks file which had been reconciled by the Receiver's financial consultants as of July 27, 2020.²²

Cash Reconstruction

24. To evaluate the cash activity of Par Funding, I analyzed and prepared a database of the transactions that occurred in the general ledger cash accounts ("Cash Reconstruction"). The cash accounts included Par Funding operating bank accounts and the ACH accounts used to process the fundings for MCA Advances and the repayments from the Merchants ("Cash Accounts"). During this period Par Funding maintained 38 bank and merchant accounts and recorded the transactions for these accounts in the QuickBooks general ledger.

²² The Receiver's financial consultants observed Par Funding's QuickBooks general ledger omitted bank activity for select bank accounts and ACH Processors in 2020. The missing bank statements and ACH account statements were obtained by the Receiver and provided to Par Funding's accounting team who input such missing bank statements into the QuickBooks general ledger.

25. I prepared the Cash Reconstruction utilizing the transactions from the QuickBooks electronic file. I extracted the data for the cash accounts from the general ledger in the form of deposit detail reports, check detail reports, and journal entry data.²³ The Cash Reconstruction is a database that contains each transaction (receipts and disbursements) that occurred in the Cash Accounts.

26. I excluded transactions recorded in the general ledger Cash Accounts that were not actual cash transactions. For example, when Par Funding wrote off the Merchant Advance Receivable to account for factoring losses, the entry was as follows:

Figure 1
Example of Non-Cash Transaction

Trans #	Type	Date	Name	Memo	Account	Debit	Credit
203011	Deposit	07/30/2015		Deposit	TD Bank - Operating 9790	0.00	
			BLAC003	Deposit	Undeposited Funds		9,626.14
			CARG003	Deposit	Undeposited Funds		18,777.30
			TRIS006	Deposit	Undeposited Funds		40,466.18
			CRM1001	Deposit	Undeposited Funds		28,858.94
				07/30/15 bad debt	Factoring Losses	97,728.56	
						97,728.56	97,728.56
TOTAL						97,728.56	97,728.56

27. The effect on the actual cash activity was zero so I excluded these types of transactions from the Cash Reconstruction.

28. The Cash Accounts included transactions which were noted as returned accounts receivable. The memo in these transactions was “returned payments”

²³ I determined that the most meaningful source of data to analyze the Par Funding cash activity was the general ledger because it contained the underlying detail of how the transactions were accounted for by Par Funding. I relied on this source of information to formulate my opinions.

and they were recorded as disbursements. These transactions inflated the total amount of receipts and disbursements because the transactions represented a payment from a Merchant that was reversed. I treated these transactions as a reduction to receipts rather than a disbursement.

29. Par Funding recorded the payments to Merchants (advances) in the “funding receivables” general ledger account. In some instances when Par Funding advanced the funds to the Merchant, the funds were returned, and Par Funding recorded these as a credit (reduction) to the “funding receivables” general ledger account. These transactions inflated the total amount of receipts and disbursements recorded in the general ledgers because the transactions represented an advance to the Merchant that was reversed.²⁴ I treated these transactions as a reduction to disbursements rather than a receipt.

30. After preparing the Cash Reconstruction database, I verified the data in the Cash Reconstruction was consistent with the data in the general ledger. I reconciled the quarterly ending balances in the Cash Reconstruction to the quarterly ending balances in the Cash Accounts in the Par Funding general ledger.

31. The Cash Reconstruction includes the following fields of information:

- a. Transaction identification number
- b. Date
- c. Reference number
- d. Name
- e. Memo
- f. General ledger account²⁵
- g. Transaction amount

²⁴ As opposed to payments paid by a Merchant over time to repay the Merchant Advance, these transactions appear to be “automatic” reversals.

²⁵ This is referred to as “split” in QuickBooks.

h. KM Category

32. I assigned each transaction to a KM Category listed below based on the general ledger account classification.²⁶

- a. MCA Activity²⁷
- a. Investor Activity
- b. Business expenses²⁸
- c. Commissions²⁹
- d. Related Party Receivable/Payable
- e. Other Note Receivable/Payable
- f. Other Related Party Payments³⁰
- g. Equity Distributions

33. I classified the parties listed in **Exhibit D** as Related Parties. **Exhibit D** also includes an explanation for the basis of the classification as Related Parties.

34. Utilizing these categories, I determined the cash inflows and outflows for each KM Category.

Merchant Advance Activity Data Sources

QuickBooks

35. Par Funding's general ledger contained the Merchant Advance and Repayment transactions and reflected the balance due as "accounts receivable".

Par Funding recognized the income from the Merchant Advances on an accrual

²⁶ A complete list of general ledger accounts assigned to the KM Transaction Category is at **Exhibit C**.

²⁷ MCA Activity includes the cash transactions with Merchants and Joint Funders. Par Funding recorded activity with Joint Funders in notes receivable/payable general ledger accounts. I included the transactions in those general ledger accounts as MCA Activity.

²⁸ Includes other operating expenses such as credit card payments, advertising & promotions, insurance expense, legal fees, payroll, and utilities.

²⁹ This includes commissions and consulting fees.

³⁰ This includes the purchase of a plane, officer wages, and interest payments to Related Party.

basis which means that it recorded income even if the actual cash had not yet been collected. This resulted in the “accounts receivable” or Merchant Advance Receivables. Par Funding made periodic adjustments to the Merchant Advance Receivables to reduce it for Merchant Advances that it deemed were in default and likely not collectible. These transactions were recorded as factoring losses expense, (“Factoring Loss”) on Par Funding’s profit and loss statement and resulted in a reduction to the Merchant Advance Receivables.

MCA Suites

36. Par Funding utilized a customer relationship model software called MCA Suites to record and track the Merchant Advance fundings, repayments and rollover transactions. It contains transactions going back to 2012. MCA Suites contains the data for all Par Funding Merchant Advances regardless of whether Par Funding had considered the Merchant Advance in default.³¹

Spreadsheets Maintained by Par Funding with Merchant Advance Activity

37. Par Funding also maintained Merchant Advance transactional activity in the following databases (“Deposit Logs”):

- a. Daily Deposit Log Excel Spreadsheets –Par Funding maintained an excel spreadsheet called a “daily deposit log” which included the following tabs:

³¹ MCA Suites includes all advances and repayments activity for merchants regardless of Par Funding’s participation percentage in such deals.

- i. Deposits Log tab³² - this tab was created each day and includes data related to the funds received from the Merchants.
- ii. Funding tab – contains data beginning in March 2012 regarding the Merchant Advance transactions funded.
- iii. Default tab – contains data beginning in January 2013 regarding the Merchants that Par Funding deemed to be in default.

38. Par Funding summarized the Merchant Advance transactional activity in spreadsheets titled “CBSG Funding Analysis” reports.³³ The CBSG Funding Analysis reports³⁴ contained Merchant Advance transactional data summarized by time periods. A sample of the CBSG Funding Analysis report as of June 30, 2020 is included as ***Exhibit E***.

39. I reviewed the data in these spreadsheets to compare it to the data recorded in Par Funding’s QuickBooks and to the data recorded in MCA Suites for purposes of selecting the appropriate data sources to analyze the cash profitability of the Merchant Advances.

MCA Cash Activity Database

40. Par Funding recorded each Merchant Advance in MCA Suites and updated the customer balances in MCA Suites to record payments, assess fees or apply credits. I reviewed the historical Merchant Advance transaction data from MCA Suites for purposes of analyzing the cash profitability and associated remaining

³² The Deposit Log tab is labeled for the relevant day.

³³ James Klenk deposition testimony July 26, 2021, Pages 99 – 101.

³⁴ Also referred to as Key Performance Indicators or “KPI Reports.”

balance of the MCA Advance receivables. I created a database of the Merchant Advance transactional data using the following source data:

a. "Portfolio Report by Funded Date" – I utilized these reports of data obtained from MCA Suites for each year from 2012 through 2020 which contains the following information and serves as the basis for analyzing cash profitability of each individual Merchant Advance:

- i. Merchant name
- ii. Owner name – individual owner of Merchant³⁵
- iii. Deal ID – a unique identifier for each deal and funding, also referred to as a "primary key".³⁶
- iv. Advance Amount – Gross amount to be advanced to a merchant before consideration of fees or amounts applied to previous deals (rollovers).
- v. Funded date – the date the merchant was to receive the Advance Amount.
- vi. Expected Payback Amount ("Repayment Amount") – The amount the merchant must repay – also referred to as Right to Return ("RTR") or Merchant Advance Receivable.
- vii. Factor Amount – Markup on each deal which is calculated as Payback Amount divided by Advance Amount. For example, a factor of 1.3 indicates the merchant must pay back 30% more than advanced.
- viii. Net Advanced Amount – Net amount of cash funded to the Merchant after deducting for fees. In the case of a rollover deal, the Advance Amount would be reduced by cash applied to a previous deal.³⁷

³⁵ KM has not validated this information and assumes that this name represents the owner of the Merchant.

³⁶ This is a unique identifier which serves as the primary key for each unique MCA deal and funding.

³⁷ On a sample basis I tested the net advance amount per MCA Suites to the QuickBooks bank reconstruction. I did not note material variances.

b. A/R Balance Report – this report contained the Merchant Advance Receivable balances for all MCA deals regardless of whether they had been deemed in default by Par Funding.³⁸

c. MCA Transactional Database³⁹ - a database of all Merchant Advance transactions contained in MCA Suites. Each transaction is classified in MCA Suites as one of the following:

- i. Upload – Payments uploaded to MCA Suites from sources such as ACH processors.
- ii. Discount – Credits that decrease the balance due from the merchant including write offs and reloaded transactions.
- iii. Fees – Additional assessment above the Payback Amount which increase the balance due from the Merchant, including NSF fees, stopped payment fees, and other fees assessed when the Merchant is unable to make their scheduled payment in accordance with the terms of the Factoring Agreement.
- iv. Manual – Manual adjustments which can increase or decrease the balance due from the merchant. I reviewed the descriptions included in the manual adjustments to determine their nature. They included cash payments, reload transactions, write-offs and fees.

41. One objective of my analysis is to analyze the profitability of the MCA Advances on a cash basis. Utilizing the sources of data referenced above, I created a database of the cash related transactional data as recorded in the MCA Transaction database (“MCA Cash Database”). I utilized the data from MCA

³⁸ MCA Suites contained the full balance of Joint Fundings regardless of whether Par Funding was entitled to the entire Repayment amount.

³⁹ TransPar report from MCA Suites

Suites as opposed to the data from QuickBooks and the Deposits Logs for this purpose for the following reasons:

- a. MCA Suites tracks the Merchant Advances and repayments on a more detailed level than QuickBooks. For example, in some instances Merchant Advance transactions are comprised of multiple rounds of funding. MCA Suites tracks each individual funding and associated repayments by funding as opposed to QuickBooks that tracks at the deal level.
- b. Not all deposits were initially recorded to a customer in QuickBooks. This means QuickBooks identifies the purpose of each receipt without identifying the corresponding customer. In MCA Suites, each repayment, credit and fee is associated with a specific deal and funding. This specific association facilitates analysis of profitability from a database perspective.
- c. The Daily Deposit Logs include wire amounts which are overstated. See discussion in ¶¶65.⁴⁰

42. The MCA Cash Database includes the cash receipts and repayments allocable to each Merchant Advance based on the following sources of information:

- a. Net Advance Amount – I obtained the net amount of cash advanced to each merchant from the “Portfolio Report by Funded Date”.

⁴⁰ The Daily Deposit Log contains a cumulative schedule of Fundings. This report serves as an input for the KPI report as further detailed below at ¶¶64 . The Deposit log reflects that approximately 1,700 of 17,400 (10%) CBSG Fundings were adjusted.

b. Payback amount – I assumed all transactions classified as Upload per ¶40.c.i above represented cash transactions. Additionally, I reviewed the descriptions of the Manual transactions per ¶40.c.iv above to determine which transactions represented merchant cash repayments or refunds.

43. In preparing this database, due to the large number of repayment transactions, I grouped repayments by month for each MCA deal.⁴¹

44. I included the Merchant Advance Receivable amount that was derived from the A/R Balance Report.

45. I utilized this database to quantify the amount of cash paid to and received from the Merchants for each MCA Advance and to determine the unpaid balance for each Merchant Advance Receivable.

VIII. ANALYSIS

ACCOUNTING METHODS

46. I obtained annual balance sheets and profit and loss statements for Par Funding for the years 2011-2021 from the electronic QuickBooks file. A comparative summary of the balance sheets and profit and loss statements is at **Exhibit F**. I utilized the data from the balance sheets and the profit and loss statements to evaluate the income and expenses reported by Par Funding.

47. General purpose financial reporting provides information to users who are outside a business enterprise and lack the power to require the entity to supply the

⁴¹ This data is maintained daily, and I used monthly totals of payment data.

accounting information they need for decision making; therefore, they must rely on information provided to them by the entity's management.⁴² Par Funding prepared periodic CBSG Funding Analysis Reports that contained their accounting information in the form of financial reporting. This information was also referred to as key performance indicators, or "KPI Reports" which were shared with the Par Funding investors.⁴³

48. Generally accepted accounting principles ("GAAP") are a common set of accounting principles and standards that are issued by the Financial Accounting Standards Board ("FASB"). There are several key GAAP concepts associated with Par Funding including the revenue recognition and matching principle.

49. Statement of Financial Accounting Concept No. 1 ("SFAS No. 1) governs the concept of accrual based accounting and states that "*receivables and the related effects on earnings must often be accrued before the cash is received, or obligations must be recognized when cash is received and the effects on earnings must be identified with the periods in which goods or services are provided.*"⁴⁴ This concept is generally referred to as the "matching principle".

50. Statement of Financial Accounting Concept No. 5 ("SFAS No. 5) governs recognition and measurement in financial statements of a business enterprise. Recognition is the process of formally incorporating an item into the financial

⁴² FAS Special Report – the Framework of Financial Accounting Concepts and Standards.

⁴³ Joseph Barleta deposition testimony June 2, 2021, Page 39, Page 111, Page 127.

⁴⁴ Statement of Financial Accounting Concepts No. 1 – Objectives of Financial Reporting by Business Enterprises at ¶45.

statements of an entity as an asset, liability, revenue or expense. SAFS No. 5 states that revenue should be recognized when it is earned.

2017 GAAP Audit

51. Par Funding retained independent accountants, (“CPA Firm”) to perform GAAP-based audits of their 2017 financial statements. Par Funding maintained its accounting records on the accrual basis of accounting to comply with GAAP, which is required for Par Funding to obtain an unqualified audit opinion. In accordance with GAAP, Par Funding recognized revenue when it deemed it had been earned, but not yet necessarily collected. GAAP required that Par Funding consider the collectability of the Merchant Receivables and to record a Factoring Loss for Merchant Receivables it deemed would be uncollectible based on reasonable estimates.

52. The CPA Firm prepared a version of the 2017 Financial Statement that was presented in accordance with GAAP and included a Factoring Loss of \$20,293,950⁴⁵ to account for the estimated uncollectible Merchant Advance Receivables. Par Funding disagreed with the amount of Factoring Losses in the GAAP Financial Statement⁴⁶ and represented that the correct amount of Factoring Losses was \$10,783,452.⁴⁷

53. The CPA Firm issued a final 2017 Financial Statement and audit report with an adverse opinion because Par Funding had not accounted for its provision for

⁴⁵ Refer to **Figure 2**.

⁴⁶ James Klenk deposition testimony July 26, 2021, Page 71-73.

⁴⁷ Refer to **Figure 3**.

credit losses in accordance with GAAP and recognized only approximately 50% of the estimated Factoring Losses.⁴⁸

54. GAAP requires that Par Funding recognize a provision for credit losses on the Merchant Advance Receivable in an equal amount to the estimated probable loss. This means that Par Funding needed to record a reduction to the Merchant Advance Receivables to account for any receivables they estimated they would not be able to collect. Although Par Funding did maintain its accounting records on an accrual basis, it did not record a sufficient allowance for uncollectible accounts which resulted in an overstated amount of Merchant Advance Receivables in accordance with GAAP. Following are snapshots from the two versions of the 2017 Profit and Loss Statement that shows the different Factoring Loss amounts and the effect it had on Par Funding's income.

⁴⁸ Friedman LLP Independent Auditors' Report to the Board of Directors and Stockholder for Complete Business Solutions Group, Inc dated January 18, 2019, within the 2017 Consolidated Financial Statements.

Figure 2

2017 Profit and Loss Statement – Unqualified Opinion

Net revenues	
Factoring fees, net	\$ 60,586,745
Program fees	1,837,702
Processing fees	758,367
	63,182,814
Operating expenses	
Consulting expense	33,115,219
Provision for credit losses, net of recoveries	20,293,950
Selling, general and administrative expenses	4,263,019
	57,672,188
	Income from operations 5,510,626

Figure 3

2017 Profit and Loss Statement – Adverse Opinion

Gross revenues	
Factoring fees	\$ 66,609,332
Program fees	1,837,702
Processing fees	758,367
	69,205,401
	Amortization of contract acquisition costs 6,022,587
	Net revenues 63,182,814
Operating expenses	
Consulting expense	33,115,219
Bad debt, net of recoveries	10,783,452
Selling, general and administrative expenses	4,263,019
	48,161,690
	Income from operations 15,021,124

55. In 2017, Par Funding adopted ASU 2016-13, Measurement of Credit Losses on Financial Instruments (Topic 326) as a move toward adopting GAAP in its financial reporting process.⁴⁹

Par Funding Utilized Accrual Based Accounting

56. Par Funding employed accrual-based accounting in its general ledger. The difference between cash and accrual accounting is that cash accounting recognizes revenue and expenses when the cash is collected or paid. Accrual based accounting recognizes revenue when it is earned and expenses when they are incurred, in accordance with GAAP.

57. Par Funding recognized the income from the Merchant Advance Receivables on an accrual basis which means that it recorded income when it was considered to be earned, even if the actual cash had not yet been collected. This resulted in “accounts receivable”.

Recognition of Factoring Losses

58. Par Funding made periodic adjustments to the Merchant Advance Receivables to reduce it for Merchant Advance Receivables it deemed were uncollectible. These transactions were recorded as Factoring Losses expense on Par Funding’s profit and loss statement and resulted in a reduction to the Merchant Advance Receivables.

59. Par Funding determined when a Merchant Advance Receivable became uncollectible by considering the date of the last payment from the merchant and

⁴⁹ Joseph Barleta deposition testimony June 2, 2021, Page 157.

whether or not there were negotiations in place for the repayment or a modification to the Factoring Agreement.⁵⁰ As a general rule, if a Merchant did not make a payment for six weeks, Par Funding considered the Merchant Advance Receivable in default unless there were negotiations or agreements in place addressing the amount in arrears.⁵¹ Par Funding used discretion when deciding to recognize a factoring loss and the policy was fluid.⁵²

60. In some instances when Merchants did not repay their advance, Par Funding sued the Merchant to recover the Merchant Advance Receivable due. This did not necessarily mean that the Merchant Advance Receivable was considered uncollectible and written off by Par Funding as a Factoring Loss if there were ongoing negotiations with the Merchant.⁵³ Even if a Merchant had filed bankruptcy the Merchant Advance Receivable may not be considered uncollectible.

61. Par Funding utilized different methods for calculating Factoring Losses, or defaults.⁵⁴ **Table 1** summarizes the comparative data to demonstrate the methods of calculating Factoring Losses.⁵⁵

⁵⁰ Joseph Barleta deposition testimony June 2, 2021, Page 156.

⁵¹ Joseph Barleta deposition testimony June 2, 2021, Pages 156-158.

⁵² Joseph Barleta deposition testimony June 2, 2021, Pages 164 – 165, 168, 170-171.

⁵³ Joseph Barleta deposition testimony June 2, 2021, Page 163.

⁵⁴ Joseph Barleta deposition testimony Jun 2, 2021, Page 188-189.

⁵⁵ The data in columns 1 and 2 were obtained from the CBSG Funding Analysis as of June 30, 2020. The data in columns 3 and 4 was obtained from the Par Funding QuickBooks and Tax returns, respectively

Table 1
Factoring Losses Comparison

Year	Funding Exposure on KPI Report	Factoring Losses on KPI Report	Factoring Losses per Profit & Loss Statement	Factoring Losses Per Tax Returns
<i>Column Ref</i>	<i>1</i>	<i>2</i>	<i>3</i>	<i>4</i>
2013	\$ 468,013	\$ 1,300,266	\$ 1,264,466	\$ 1,456,227
2014	354,874	1,622,535	1,696,035	-
2015	(169,805)	3,041,476	3,262,495	302,129
2016	203,272	5,541,535	8,713,601	5,667,149
2017	2,357,051	12,564,295	20,580,713	12,624,610
2018	4,745,846	33,534,407	33,944,059	33,976,158
2019	1,146,728	38,734,454	36,684,346	Note 1
Jan - Jun 2020	5,179,832	51,838,303	-	Note 1
Total	\$ 14,285,812	\$ 148,177,270	\$ 106,145,715	\$ 54,026,273

Note 1) No tax returns were filed for Par Funding in 2019 and 2020.

62. For illustrative purposes of describing the differences in the default calculations I will utilize the data from the following hypothetical deal:

- Advance Amount \$100,000
- Repayment Amount \$130,000
- Merchant repayments to date \$70,000
- Merchant Advance Receivable \$60,000

a. Cash default, or “funding exposure” was included in the CBSG Funding Analysis (KPI Report) as a key performance indicator reported to investors. This is calculated as the amount of cash paid out on a deal, less the amount of cash paid back.⁵⁶ In my example, if Par Funding advanced \$100,000 to a

⁵⁶ James Klenk deposition testimony, July 26, 2021, Pages 107 – 108.

merchant and received back \$70,000 and did not anticipate receiving any additional funds from the Merchant and recognized a Factoring Loss, the cash exposure is \$30,000 or 30%.

b. GAAP default– this represented the Factoring Losses reported in financial statements. Assuming that Par Funding made a determination to write off the accounts receivable as uncollectible and recognized a Factoring Loss, it would recognize a reduction to Merchant Advance Receivables of \$60,000 and a Factoring Loss of \$60,000.

63. My hypothetical example assumes that Par Funding made the decision that this Merchant Advance Receivable was no longer collectible. However, Par Funding recognized Factoring Losses only if a Merchant had not made a payment in six weeks unless there were ongoing negotiations with the Merchant or other reasons at Par Funding's discretion. This means that even if a Merchant had not made any payments for more than a year if there were ongoing negotiations with the Merchant, the Merchant Advance Receivable may remain at \$60,000 and no factoring loss was reported.

CBSG Funding Analysis - KPI Reports

64. The KPI Reports prepared by Par Funding purport to identify key metrics summarizing the actual cash and accrual performance of the MCA Portfolio including:

a. Wire Total – The alleged amount of cash funded to the merchant per the factoring agreement.

b. Factoring Losses – The amounts of Merchant Advance receivables Par Funding deemed to be uncollectible and recognized as Factoring Losses.

c. Funding Exposure - The difference between the Advance Amount and the actual repayments received from the Merchant encompassing all deals of a merchant.

d. Exposure % - Calculated as the Funding Exposure (¶64c) divided by the Wire Total (¶64a). This metric identifies the amount of principal loss on each deal.

65. The amounts in the KPI report are not accurate and may present a misleading picture of the key performance indicators for the following reasons⁵⁷:

a. Wire Total – This amount is overstated in the KPI report due to the following:

i. The wire total is overstated because Merchants are not always fully funded based on the funding amount in the factoring agreement. The merchant may not be fully funded if they fail to honor the repayment terms of the Factoring Agreement with several funding tranches or the full funding may not have been consummated due to the Receiver ceasing fundings upon commencement of the Receivership. The Deposit Log reflects approximately 1,700 Wire Totals were overstated.

⁵⁷ James Klenk deposition testimony July 26, 2021, pages 260 to 263.

- ii. Joint funders may participate in deal sourced by Par Funding. If Par Funding sent \$100,00 to a merchant, and \$50,000 was sourced from a Joint Funder, the Deposit Log would reflect a disbursement of \$100,000 without consideration the \$50,000 paid by the Joint Funder.
- b. Factoring Losses – The Merchant Advance receivables considered uncollectible by Par Funding are judgmentally determined by management as opposed to uniform policies regarding collectability in accordance with the terms of the Factoring Agreement. The Factoring Losses are understated because they do not include Merchant Advance Receivables with historical cash losses and millions of dollars in Merchant Advance Receivables remaining to be collected. See ¶’s 58-60 for additional discussion.
- c. Funding Exposure – this amount is understated for the same reasons as Factoring losses because it only includes the Merchant Advance Receivables that Par Funding deemed to be uncollectible.
- d. Exposure % - Funding Exposure (the numerator in the calculation) is understated as discussed in ¶65c. Wire total (the denominator in the calculation) is overstated as discussed in ¶65a. Adjusting these calculations would result in an increase to the Exposure %.

CASH FLOW ANALYSIS

Cash Flow is Correct Method of Analysis

66. Par Funding’s business model was to raise funds from Investors to fund the Merchant Advance Receivable transactions. The cash flow generated from the

Merchant Advance Receivable transactions would be utilized to pay the operating expenses and to pay Investors the promised returns.

67. During the period from January 6, 2012⁵⁸ to July 27, 2020, Par Funding raised \$547.2 million from Investors and made principal payments of \$178.7 million, leaving a remaining principal balance due to Investors of \$368.5 million.⁵⁹ See **Exhibit G** for a list of the investors and these amounts.

68. The ability of Par Funding to repay investors was dependent on the profitability of the Merchant Advance Receivables. To determine if Par Funding's Merchant Advance Receivables generated sufficient cash to pay the Investors, I determined that it is appropriate to assess profitability of the Merchant Advances Receivables on a cash basis, rather than an accrual basis.

69. There is no argument with the fact that Par Funding maintained its accounting records on an accrual basis as to be compliant with GAAP. However, inherent in the accrual-based income is Par Funding's use of estimates in accounting for potentially uncollectible Merchant Advance Receivables. If the estimate of uncollectible Merchant Advances were understated, the accrual-based income as recorded in the financial statements is overstated. If I analyzed accrual-based income and profitability, it would be overstated because it would not account for the fact that Par Funding had not yet collected more than \$419 million of its accounts receivable. To adopt an analysis of profitability based on accrued income rather than actual cash flow may result in an analysis that includes a significant

⁵⁸ The date of the first investor receipt.

⁵⁹ In addition, Par Funding made interest payments to Investors totaling \$118.3 million during this period.

amount of income that might never be collected. To overcome that dilemma, I analyzed the Merchant Advance Receivables profitability based on actual cash transactions.

Summary of Analysis and Findings

70. I analyzed the actual cash flow generated from the Merchant Advances Receivables using two methodologies. First, I analyzed the overall cash activity of Par Funding to determine if the cash flow from the Merchant Advances was sufficient to cover the operating expenses and Investor interest payments. Second, I analyzed the cash activity of the actual Merchant Advances on an individual basis to determine profitability.

71. I also evaluated the Merchant Advance Receivables remaining as of July 27, 2020, to determine if they were comprised of Merchant Advances with large amounts of reloads, and if, on a historical basis, those Merchants generated positive cash flow for Par Funding.

72. Based on my analyses, it is my opinion that the Par Funding Merchant Advance activity did not generate sufficient profit in the form of cashflow to pay the operating expenses and Investor returns.

73. I determined that on an overall basis, the cash flow generated from the MCA Activity for the period from 2011 to July 27, 2020 was approximately \$39.9 million.⁶⁰ This was not sufficient to cover the \$118 million in interest payments made to the investors during this same period. See ¶87.

⁶⁰ Refer to **Table 6** below.

74. When I evaluated the Merchant Advances on a deal-by-deal basis to determine the cash profits generated on the MCA Advances as of July 27, 2020, I found that the actual percentage of return that Par Funding was realizing on a cash basis was substantially less than the Factor Rates anticipated in the Factoring Agreements. See ¶96.

75. I also determined that the Merchant Advance Receivables remaining as of July 27, 2020, totaling approximately \$419 million will likely not be sufficient to pay the remaining amounts due to Investors totaling approximately \$366 million because many of the Merchants with large Merchant Advance Receivable balances include significant amounts rolled forward and those Merchants were not historically profitable to Par Funding on a cash basis. See ¶125.

Par Funding Cash Activity

76. Utilizing the Cash Reconstruction, I analyzed the Par Funding cash activity for the period from November 2, 2011, to July 27, 2020. This analysis is summarized by KM Category in **Table 2** and **Exhibit H** summarizes the analysis by year for the years 2011 through 2020.

Table 2
Cash Reconstruction by Category

Category	Receipts	Disbursements	Net Funds
Investor Activity			
Receipts from Investors	\$ 547,230,160	\$ -	\$ 547,230,160
Principal Repayments	-	178,682,344	(178,682,344)
Interest Paid to Investors (Note 1)	3,095,426	121,425,773	(118,330,348)
Investor Activity Total	550,325,586	300,108,117	250,217,469
MCA Activity			
MCA Disbursements to Joint Funders	-	139,012,050	(139,012,050)
MCA Disbursements to MCA Clients	-	1,183,362,123	(1,183,362,123)
MCA Receipts from Joint Funders	155,563,318	-	155,563,318
MCA Receipts from MCA Clients	1,206,708,236	-	1,206,708,236
MCA Activity Total	1,362,271,554	1,322,374,173	39,897,382
Business Expenses			
Consulting/Commission Fees to Other Entities	1,663,433	45,663,370	(43,999,937)
Consulting/Commission Fees to Related Entities	757,581	94,143,096	(93,385,514)
Other Operating Expenses	9,748,606	59,461,871	(49,713,266)
Business Expenses Total	12,169,620	199,268,337	(187,098,717)
Other Receipts / Disbursements			
Other Note Receivable/Payable	213,667	645	213,022
Other Related Party Payments	1,213,500	8,622,403	(7,408,903)
Related Party Receivable/Payable	4,873,279	27,668,771	(22,795,493)
Equity Distribution	-	49,971,790	(49,971,790)
Other Receipts / Disbursements Total	6,300,446	86,263,610	(79,963,164)
Account Activity Total	\$1,931,067,205	\$1,908,014,237	\$ 23,052,969
Note 1) Receipts in the Interest Paid to Investor category represent returned payments, as such the net interest paid to investors is \$118,330,348.			

77. I compared the annual cash flow from Merchant Advances with the Factoring Fee Revenue recognized by Par Funding. **Table 3** summarizes this by year.

Table 3

Factoring Fee Revenue vs MCA Cash Flow

Year	Factoring Fee Revenue Per Profit & Loss Statement	Cash Receipts from Merchant Advances Per Cash Reconstruction	Net Cash Flow After Making MCA Advances Per Cash Reconstruction
2012	\$ 772,499	\$ 1,158,950	\$ (1,167,358)
2013	5,452,417	10,246,777	330,675
2014	8,373,426	23,011,741	2,992,526
2015	13,427,522	36,679,271	3,094,574
2016	21,598,989	69,536,208	(6,270,442)
2017	66,609,332	180,223,338	(11,928,562)
2018	123,378,492	350,473,410	14,875,920
2019	169,211,488	428,811,494	3,115,070
1/1/2020 - 7/27/2020	69,508,241	262,130,367	34,854,979
Total	\$ 478,332,407	\$ 1,362,271,555	\$ 39,897,382

78. The Factoring Fee Revenue recognized by Par Funding is far less than the amount of funds it collected from the Merchants and far exceeds the actual amount of cash flow generated from the Merchant Advance transactions.

79. The Factoring Fee Revenue recognized by Par Funding is representative of the difference between the Merchant Advance amount and the amount of funds the Merchant must repay to Par Funding, the Factor Fee. In my hypothetical example discussed in ¶62, the fee is \$30,000 or 30%. In **Table 3**, the cash receipts from Merchants includes all cash collected from Merchants and is not limited to the factoring fee. In other words, it includes the return of the original amount advanced to the Merchant and the factoring fee, assuming the Merchant repaid the advance in full.

80. The net cash flow of the Merchant Advance activity is far less than the Factoring Fee Revenue because Par Funding utilized the cash repayments from the Merchants to make new Merchant Advances which resulted in additional Merchant Advance receivables and additional cash collections.

81. I analyzed the actual cash flow generated from the Merchant Advance activity to determine if it was sufficient to fund the payments made to the Investors.

82. I also segregated the activity for the periods 2011 to March 2020 and for April 2020 through July 2020 to provide totals for those periods. This is because after the COVID-19 Pandemic Par Funding primarily stopped receiving funds from Investors⁶¹ and the volume of Merchant Advance funding significantly decreased.⁶²

Pre-Pandemic Activity

83. During the period from 2011 to March 2020, my analysis reflects the following:

- a. The net amount of cash inflow from the Merchant Advances after accounting for the Merchant Fundings was \$5.4 million.
- b. Par Funding received \$547.2 million from Investors, made interest payments to the Investors of \$111.9 million and repaid principal of \$166.6 million for net cash inflow from Investors of \$268.7 million.
- c. Par Funding paid operating expenses and commissions totaling \$167 million.

⁶¹ I noted in the general ledger that Par Funding received a deposit from an Investor on July 28, 2021.

⁶² Joseph Barleta deposition testimony June 2, 2021 Pages 98-99.

d. Par Funding paid related parties and made equity distributions of \$74.2 million.

84. This data is summarized in **Table 4**.

Table 4

Summary of Cash Reconstruction for the Period 2011 to March 31, 2020

Summary of Cash Reconstruction For the Period 2011 to March 31, 2020	
Beginning Cash	\$ -
Cash flow from Merchant Advances	5,418,822
Business Expenses Total	(167,096,678)
Earnings before interest	(161,677,856)
Interest Paid to Investors	(111,873,772)
Operating deficit	(273,551,628)
Funds from investors	547,230,160
Principal payments to investors	(166,634,844)
Other disbursements (Note 1)	(74,221,036)
Ending cash	\$ 32,822,652
Note 1) Other disbursements include equity distributions, related party receivable/payable transactions, other related party payments and other note receivable/payable transactions.	

85. During this period, Par Funding did not generate sufficient cash flow from the Merchant Advances after accounting for the merchant fundings to make the payments to investors or to fund its operating expenses. The cumulative loss after payment of business expenses was \$162 million before consideration of interest paid to Investors of \$112 million. The business expenses and investor interest and principal payments could not have been made without the investor funds.

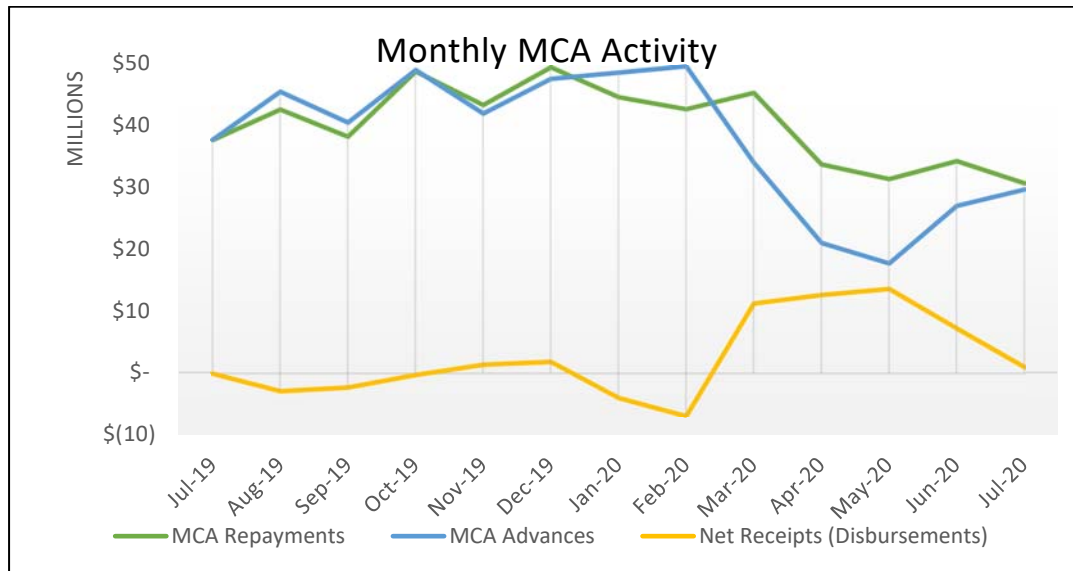
Pandemic Period Activity

86. During the period from April 1, 2020, to July 27, 2020, my analysis reflects the following:

a. The net amount of cash inflow from the Merchant Advances after accounting for the Merchant Fundings was \$34.5 million. During this period, the volume of Merchant Funding greatly declined due to a forced moratorium by the COVID-19 Pandemic, resulting in a temporary higher amount of net cash flow available. This resulted in a higher amount of cash flow during the April through July 2021. **Figure 4** illustrates the monthly trends for July 2019 through July 2020.

Figure 4

Monthly MCA Activity for the Period July 2019 through July 2020



b. Par Funding received \$0 from Investors, made interest payments to the Investors of \$6.5 million and repaid principal of \$12 million for net cash outflow from Investors of \$18.5 million.

- c. Par Funding paid operating expenses and commissions totaling \$20 million, which includes commissions of \$4,480,438 paid to related parties.
- d. Par Funding paid equity distributions of \$4.5 million to Eagle Six Consultants. This data is summarized in **Table 5**.

Table 5

Summary of Cash Reconstruction for the April 1, 2020 to July 27, 2020

Summary of Cash Reconstruction For the Period April 1, 2020 to July 27, 2020	
Beginning Cash	\$ 32,822,652
Cash flow from Merchant Advances	34,478,559
Business Expenses Total	(20,002,039)
Earnings before interest	14,476,520
Interest Paid to Investors	(6,456,576)
Operating surplus	8,019,944
Funds from investors	-
Principal payments to investors	(12,047,500)
Other disbursements (Note 1)	(5,742,128)
Ending cash	\$ 23,052,969
Note 1) Other disbursements include equity distributions, related party receivable/payable transactions, other related party payments and other note receivable/payable transactions.	

Summary of Cash Flow Findings

87. The cash flow generated from the Merchant Advance Receivables was not sufficient for Par Funding to make the interest payments to investors or to fund its operating expenses without utilizing the funds from investors. As demonstrated in

Table 6, Par Funding generated operating cash deficits totaling approximately \$265.5 million during the period 2011 through July 27, 2020.

Table 6

Summary of Cash Reconstruction for the Period 2011 through July 27, 2020

Summary of Cash Reconstruction For the Period 2011 to July 27, 2020	
Beginning Cash	\$ -
Cash flow from Merchant Advances	39,897,382
Business Expenses Total	(187,098,717)
Earnings before interest	(147,201,336)
Interest Paid to Investors	(118,330,348)
Operating deficit	(265,531,684)
Funds from investors	547,230,160
Principal payments to investors	(178,682,344)
Other disbursements (Note 1)	(79,963,164)
Ending cash	\$ 23,052,969
Note 1) Other disbursements include equity distributions, related party receivable/payable transactions, other related party payments and other note receivable/payable transactions.	

88. **Table 6** summarizes the data for the entire time period analyzed and **Exhibit I** presents the analysis by year. As demonstrated at **Exhibit I**, from 2011 through March 31, 2020, Par Funding didn't generate enough cash flow from Merchant Advances to pay business expenses and Investor interest expense. Par Funding only generated enough cash flow from MCA Advances after March 31, 2020, to pay business expenses and Investor interest expense due to the reduction in Merchant Advances. In total however, business expenses exceeded cash flow

from Merchant Advances by \$147 million as demonstrated in **Table 6**. Accordingly, the business expenses and Investor interest expense could not have been paid without Investor funds.

CASH PROFITABILITY OF MERCHANT ADVANCES

89. I analyzed the cash activity of the Merchant Advances on an individual basis to determine their profitability. In conducting this analysis, I found that the actual percentage of return that Par Funding was realizing on a cash basis was substantially less than the Factor Rates anticipated in the Factoring Agreements.

90. I analyzed the net cash inflow and outflow by Merchant Advance transaction, based on when each deal was funded, to determine the net cash profitability on an annual basis by the year in which the deal was funded. This analysis essentially marries the concepts of accrual based accounting and actual cashflow by quantifying the amount of cash flow for the Merchant Advances into the year in which the Factoring Agreement was effectuated and the accrual-based income was recognized.⁶³

91. I utilized the MCA Cash Database to prepare the analysis which is presented in **Exhibit J**.

92. The analysis presents the net cash flow for each Merchant Advance by year. For example, the Merchant Advances with Factoring Agreements dated in 2016 are listed in *Row 5* and the net cash activity for the 2016 Factoring Agreements for

⁶³ Accrual accounting would equate to cash accounting to the extent the collections are significantly complete as contemplated by the original repayment terms of each MCA agreement. One would expect a significant amount of collections would be complete 1-2 years after the Funding Date considering the average term to collect was 128 days as discussed below at ¶197.

years 2016 through 2020 appears in *Columns F through J*. The net cash flow generated by the 2016 Factoring Agreements is \$9.9 million. The MCA Funds disbursed for 2016 Factoring Agreements were \$62.3 million. This equates to a 15.8% return on the cash disbursed.⁶⁴ In 2016, Par Funding recognized Factoring Fee income net of Factoring Losses of \$12.9 million.⁶⁵ Par Funding considers \$2.7 million of the Merchant Receivables as active accounts receivable.

93. The Merchant Advances with Factoring agreements dated in 2017 are presented in *Row 6* and the net cash activity for the 2017 Factoring Agreements for years 2017 through 2020 appears in *Columns G through J*. The net cash flow generated by the 2017 Factoring Agreements is \$24.7 million. The MCA Funds disbursed for 2017 Factoring Agreements were \$153 million. This equates to a 16.1% return on the cash disbursed.⁶⁶ In 2017, Par Funding recognized Factoring Fee income net of Factoring Losses \$46 million.⁶⁷ Par Funding considers \$6.8 million of the Merchant Receivables as active accounts receivable.

94. To further analyze the cash profitability of the Merchant Advances, I considered key data sources for years 2013 through 2018 since the repayment cycle for Merchant Advances made during those years are more complete than the Merchant Advances made during the years 2019 through 2020.⁶⁸

⁶⁴ The CBSG Funding Analysis at **Exhibit E** states that the average factor rate for 2016 was 34%.

⁶⁵ Factoring fee income was \$21,598,989 and factoring losses were \$8,713,601 per 2016 Profit & Loss Statement.

⁶⁶ The CBSG Funding Analysis at **Exhibit E** states that the average factor rate for 2017 was 36%.

⁶⁷ Factoring fee income was \$66,609,332 and factoring losses were \$20,580,713 per 2017 Profit & Loss Statement.

⁶⁸ As discussed in **Table 7**, the weighted average term per KPI report through 2018 was 128 days. Analyzing collections which occurred 18 months after funding is more than three times greater than the average term per KPI of 128 days.

95. **Table 7** summarizes key data for the Merchant Advance activity for years 2013 through 2018:

Table 7

Weight Average Return and Factor Rate

Year Funded	Actual Net Cash Inflow from Merchant Advances Through July 27, 2020 Per MCA Cash Database	MCA Funds Disbursed Per MCA Cash Database	Actual Return	Average Factor Rate per KPI Report	Expected Return Based on MCA Funds Disbursed Per MCA Cash Database	Average Term Per KPI Report (In days)
2013	\$ 1,312,155	\$ 9,840,352	13.3%	35.0%	\$ 3,444,123	120
2014	5,554,652	12,213,076	45.5%	33.0%	4,030,315	94
2015	7,158,164	27,789,327	25.8%	35.0%	9,726,264	115
2016	9,863,962	62,257,246	15.8%	34.0%	21,167,464	132
2017	24,659,527	152,860,623	16.1%	36.0%	55,029,824	139
2018	22,444,342	280,679,381	8.0%	36.0%	101,044,577	124
2013 - 2018	70,992,802	545,640,005	13.0%	35.6%	194,442,568	128
2019	27,613,279	351,334,852	7.9%	32.0%	112,427,153	108
Jan - Jul 2020	(50,682,429)	183,937,573	-27.6%	32.0%	58,860,023	92
2019 - Jul 2020	(23,069,150)	535,272,425	-4.3%	21.0%	171,287,176	103
	\$ 47,923,652	\$ 1,080,912,430	4.4%	33.8%	\$ 365,729,744	115
	<i>Weighted Average</i>					

96. During the period from 2013 to 2018, Par Funding advanced \$545 million to Merchants. Par Funding’s KPI Report reflected an average Factor Rate of 35.6% which would result in an expected return of \$194 million based on the actual cash disbursed to Merchants of \$545 million. However, the actual return to date is only \$71 million, or 13% in total. Annualizing this return would result in an even lower rate of return when considering the time to collect the Merchant Advances.

97. Notably, the weighted average term of the MCA Advance was 128 days, or approximately 4.2 months. This means that the average MCA Advance should have been fully repaid within that period. But many Merchants did not pay the Merchant Advances during the repayment period and the unpaid balances could

go into default status or be rolled into new Factoring Agreements which extends the period of time the Merchant Advance has to be repaid.

98. The cost of rolling over the Factoring Agreement is the additional Factor on the amount rolled over. This is illustrated in **Table 8**. In this hypothetical example, the Merchant reloads \$90,000 and the corresponding factor amount onto two successive Merchant Advances at a factor rate of 30%. The first reload results in additional amount due of \$27,000. Multiple rollovers can exponentially increase the amounts due and the cost of the Advance to the Merchant. There was a large amount of reloads in the MCA Advance transactions.

Table 8

Hypothetical Reload Example

	A	B	C = A/B-1	D	E	F = B-D-E	G	H = A-G	I = H*30%
Funded Date	Advance Amount	Payback Amount	Factor Rate	Cash Repayment	Reload	A/R Balance	Net Advance Amount	Cash Not Received by Merchant	Factor on Cash Not Received
12/31/16	\$ 100,000	\$ 130,000	30.0%	\$ 40,000	\$ 90,000	\$ -	\$ 100,000	\$ -	\$ -
06/30/17	90,000	117,000	30.0%	-	117,000	-	-	90,000	27,000
12/31/17	117,000	152,100	30.0%	-		152,100	-	117,000	35,100
	\$ 307,000	\$ 399,100	30.0%	\$ 40,000	\$ 207,000	\$ 152,100	\$ 100,000	\$ 207,000	\$ 62,100
Initial amount reloaded			\$ 90,000						
Factor on Cash Not Received			62,100						
Total A/R Balance			\$ 152,100						

99. **Table 9** summarizes the status of the Merchant Advance receivables for the Merchant Advances Funded in years 2013 through July 2020.

Table 9

Active vs Default Merchant Advance Receivable Analysis

Funded Year	A MCA Funds Disbursed Per MCA Cash Database	B Active AR at 07/27/20 Per MCA Suites	C = B / A % of Funds Disbursed	D Default AR at 07/27/20 per MCA Suites	E = D / A % of Funds Disbursed	F = B + D Total AR at 07/27/20 Per MCA Suites
2013	\$ 9,840,352	282	0%	\$ 1,790,196	18%	\$ 1,790,478
2014	12,213,076	153,998	1%	2,082,364	17%	2,236,361
2015	27,789,327	594,761	2%	4,046,233	15%	4,640,993
2016	62,257,246	2,665,508	4%	8,072,589	13%	10,738,097
2017	152,860,623	6,779,671	4%	30,732,794	20%	37,512,465
2018	280,679,381	43,683,517	16%	52,230,552	19%	95,914,069
2013 - 2018	545,640,005	53,877,736		98,954,728		152,832,464
2019	351,334,852	180,300,390	51%	30,676,299	9%	210,976,689
Jan - Jul 2020	183,937,573	166,389,580	90%	5,279,117	3%	171,668,697
2019 - Jul 2020	535,272,425	346,689,970		35,955,416		382,645,386
Total	\$ 1,080,912,430	\$ 400,567,706	37%	\$ 134,910,144	12%	\$ 535,477,851

100. Based on my analysis of the performance of the Merchant Advances funded during years 2013 through 2018 per MCA Suites, the actual cash flow ultimately collected for those Factoring Agreements through July 27, 2020, is \$71 million. I compared this cash flow to the payments made to the Investors and Operating expenses paid during those years in **Table 10**. The cash flow generated by the Merchant Advances through 2020 for such Merchant Advances funded for years 2013 through 2018 was not sufficient to cover the interest payments to the Investors and the operating expenses in 2013 and during years 2016 through 2020.

Table 10

Cash Surplus (Shortfall) from Merchant Advances

Year Funded	Actual Net Cash Inflow from Merchant Advances per MCA Cash Database through 07/27/2020	Interest Paid to Investors During Year Per Cash Reconstruction	Business Expenses Paid During Year Per Cash Reconstruction	Cash Surplus (Shortfall)
2013	\$ 1,312,155	\$ 712,618	\$ 1,340,858	\$ (741,321)
2014	5,554,652	1,271,911	2,088,879	2,193,862
2015	7,158,164	1,369,729	2,782,202	3,006,233
2016	9,863,962	2,704,417	9,675,676	(2,516,131)
2017	24,659,527	9,845,738	34,059,430	(19,245,641)
2018	22,444,342	26,520,213	46,101,950	(50,177,821)
2013 - 2018	70,992,802	42,424,626	96,048,995	(67,480,819)
2019	27,613,279	51,693,404	49,848,096	(73,928,221)
Jan - Jul 2020	(50,682,429)	24,101,774	40,792,810	(115,577,013)
2019 - Jul 2020	(23,069,150)	75,795,178	90,640,906	(189,505,234)
	\$ 47,923,652	\$ 118,219,804	\$ 186,689,901	\$ (256,986,052)

Accounts Receivable Remaining

101. In connection with analyzing the profitability of the Merchant Advance Receivables, consideration must be given to the Merchant Advances yet to be collected. The Merchant Advance Receivables exist because Par Funding recognized the income in the period it was deemed to have been earned. However, the cash associated with the income has not yet been collected.

102. My analysis does not consider Par Funding’s ability or rights to collect from the Merchants based on any legal remedies which would require legal interpretations and are outside the scope of my Report.

103. I am also not rendering any opinions, nor have I conducted any analysis as it relates to Par Funding's underwriting process. My analysis is based only on the cash activity with the Merchants through July 27, 2020.

104. As of July 27, 2020, the Merchant Advance Receivable balance recorded on Par Funding's balance sheet was \$419 million. The active Merchant Advance receivables in the MCA Suites database was \$400 million and the default Merchant Advance receivables was \$135 million.⁶⁹ My analysis is focused on the entire portfolio totaling approximately \$535 million and is summarized in **Exhibit K**.

105. To present this analysis, I analyzed the cash receipts and disbursements for each Merchant Advance transaction. I segregated the transactions into three categories (MCA Category):

- a. Merchants that had only one Merchant Advance with Par Funding.
- b. Merchants that had multiple Merchant Advances with Par Funding but did not have any rollovers.
- c. Merchants that had multiple Merchant Advances with Par Funding and did have rollovers.

106. I further segregated the data into groups based on the following characteristics: ("MCA Group"):

⁶⁹ The MCA Suites AR includes Merchant Advances where Par Funding has only a joint participation interest and the QuickBooks Merchant Advance Receivables includes deals that Par Funding participates in which were not funded by Par Funding and are not included in MCA Suites. My analysis analyzes the profitability of the data in MCA Suites.

- a. Multiple transactions for the same merchant,⁷⁰
- b. Common ownership,⁷¹
- c. Rollover transactions between different merchants⁷²

107. The analysis in **Exhibit K** is summarized by MCA Category and presents the following information:

- a. The dates of the first and last funding within each group.
- b. The Advance Amount and Repayment Amounts (*Column A-B*).
- c. The actual cash advanced and repaid and cash surplus (deficit) (*Column C-E*).
- d. The total amount of the Merchant Advance that was rolled over or “reloaded” (*Column F and G*)
- e. The amount of fees charged⁷³ (these reduce the amount of funds advanced to the Merchants) (*Column H*).
- f. The collections that occurred during the eight-week period prior to the Receiver being appointed (*Column I*).
- g. The Merchant Receivable balance (*Column J-L*).

⁷⁰ For example, if company X received 10 separate funding’s, all 10 of the funding’s would be assigned a unique grouping to determine cash profitability and to eliminate the accrual profitability due to rollovers. See Notes to Exhibit K.

⁷¹ MCA Suites reflected the same owner owned two or more companies which received funds from Par Funding.

⁷² For example, if the amount advanced to company X was reduced to payoff the Merchant Advance Receivable e for a different merchant.

⁷³For example, the Factoring Agreements reflect Par Funding would assess Origination Fees to cover underwriting and related expenses.

Category A Merchants

108. Using the source data from **Exhibit L**, I analyzed the activity for Merchants with only one transaction with Par Funding (“Category A Merchants”). I analyzed the Merchant Advance Receivables considered “active” in MCA Suites which totals \$24.7 million of which \$18.4 million relates to Merchant Advances which were funded in 2020 and \$6.3 million relates to Merchant Advances which were funded prior to 2020. I sorted the active Merchant Advance Receivables balances in ascending order to identify the Merchants with the five highest active balances and summarized key data related to those Merchants in **Table 11**:

Table 11⁷⁴

MCA Category A - Highest A/R Balances

MCA Category	MCA Group	Min Funded Date	Max Funded Date	Last Repayment Month	Net Cash Surplus (Deficit)	Active A/R	Total Collections 06/2020-07/27/2020	Years to Repay Based on Current Collections
A	Platinum Radium	12/18/19	12/18/19	Jul-20	\$ (2,715,419)	\$ 3,315,419	\$ 62,000	8.9
A	Taj Wholesale	07/23/20	07/23/20		(336,000)	490,000		No Payments
A	Ygm Group	10/16/17	10/16/17	Jul-20	(209,978)	317,221	1,500	35
A	Neo Lights Holdings (Simkar)	01/25/19	01/25/19	Mar-19	(198,701)	312,026		No Payments
A	Castlerock Properties	07/02/20	07/02/20	Jul-20	(165,077)	260,077	33,923	1
Total					\$ (3,625,176)	\$ 4,694,744	\$ 97,423	

109. I determined among the Merchants that Par Funding includes as active is the Merchant YGM Group (“YGM”). Pursuant to the Factoring Agreement with YGM, the Advance Amount was \$250,000 and the repayment amount was \$355,000, equating to a factor rate of 1.42. On October 16, 2017, Par Funding

⁷⁴ I annualized the collections for the eight-week prior to the receivership. I divided the active accounts receivable by the annualized collections to determine the number of years it would take to repay the Merchant Advance Receivable remaining.

advanced \$247,832 to YGM after accounting for fees. YGM was supposed to make weekly installments of \$13,654 for 26 weeks with the balance fully paid off in April 2018. As of July 27, 2020, YGM had made payments totaling \$37,854. The total payments YGM made in the eight-week period prior to the Receivership is \$1,500. A copy of this factoring agreement is included as **Exhibit M**.

110. I also utilized the data in MCA Suites to determine the following:

- a. There are Merchant Advance Receivables which were funded prior to 2020 for which no payment was received during the eight-week period prior to the Receivership. I determined that there were 16 active Merchant Advance Receivables totaling \$976,000 in this category
- b. I also determined that there were 30 Merchant Advance Receivables totaling \$980,673 which were funded during January through March 2020 which have not made any repayments during the eight-week period prior to receivership.

Category B Merchants

111. I also analyzed the transactions for the Category B Merchants using the source data for **Exhibit N**. These are Merchants who had more than one transaction with Par Funding but MCA Suites did not reference any reload transactions.⁷⁵ I analyzed the Merchant Advance receivables considered “active” in MCA Suites which totals \$56.7 million of which \$25.5 million relates to Merchant

⁷⁵ Par Funding recorded some transactions that were categorized as “write-offs” in MCA Suites. In certain instances, I found these transactions were similar in nature to “reloads” in that the balance categorized as “write off” was rolled into a subsequent transaction.

Advances which were funded in 2020 and \$31.2 million relates to Merchant Advances which were funded prior to 2020. I sorted the active Merchant Advance Receivable balances in ascending order to identify the Merchants with the highest active Merchant Advance Receivables balances and summarized key data related to those Merchants in **Table 12:**

Table 12

MCA Category B - Highest A/R Balances

MCA Category	MCA Group	Min Funded Date	Max Funded Date	Last Repayment Month	Net Cash Surplus (Deficit)	Active A/R	Total Collections 06/2020-07/27/2020	Years to Repay Based on Current Collections
B	Dual Diagnosis Treatment Center	03/12/18	07/09/18	Jan-20	\$ (2,967,916)	\$ 8,893,247		No Payments
B	Gex Management	08/29/18	02/28/19	Jun-20	(2,933,433)	3,822,416	6,000	106
B	Millennium Holdings	06/05/20	06/10/20	Jul-20	(3,362,750)	3,790,550	202,250	3
B	ROC Funding	08/30/17	04/28/20	Jul-20	4,441,907	3,583,803	1,723,999	0
B	Live Aquaria Holdings Corp	07/17/20	07/23/20	Jul-20	(2,172,879)	3,189,715	72,785	7
Total					\$ (6,995,070)	\$ 23,279,730	\$ 2,005,034	

112. Within the Merchant Category B data, there are 32 Merchants funded prior to January 1, 2020, with active Merchant Advance receivable balances greater than \$50,000 as of January 27, 2020, that made little⁷⁶ or no payment during the eight weeks period prior to the Receivership. The total Merchant Advance Receivable balances for these 32 Merchants equates to \$21 million.

113. For example, Dual Diagnostics, a Merchant that was funded in 2018 has an active Merchant Advance Receivable balance of \$8.9 million. The Net Advance Amount is \$6.7 million and total payments received was \$3.7 million resulting in cash loss to Par Funding as of July 27, 2020, of \$3.0 million. The last payment

⁷⁶ Less than \$2,500 during the 8-week period from June 1, 2020, through July 27, 2020.

made as of July 27, 2020, was in January 2020 for \$1,500. Par Funding considers this Merchant Advance receivable as “active”. **See Table 13**

Table 13

Dual Diagnostics Merchant Summary

Dual Diagnostics Merchant Summary		
Date of First Funding		3/12/2018
Advance Amount	\$	12,033,998
Repayment Amount		17,950,714
Active AR balance		8,893,247
Net Cash Advanced		6,682,582
Net Cash Repaid		3,714,667
Net cash flow through 7/27/20		(2,967,916)
Total reloads/write-offs		5,347,426
Additional fees		4,625
Payments eight weeks prior to Receivership		-
Date of last payment per Deposit Log		1/22/2020
Amount of last payment per Deposit Log	\$	1,500

114. In another example, Gex Management, a Merchant that was funded in 2018 has an active Merchant Advance Receivable balance of \$3.8 million. The total Net Advance Amount is \$5.9 million and total payments received was \$2.9 million resulting in cash loss to Par Funding as of July 27, 2020, of \$3.0 million. The last

payment made as of July 27, 2020, was in June 2020 for \$3,000. Par Funding considers this Merchant Advance receivable as “active”. **See Table 14.**

Table 14

Gex Management Merchant Summary

Gex Management Merchant Summary		
Date of First Funding		8/29/2018
Advance Amount	\$	9,515,130
Repayment Amount		11,920,145
Active AR balance		3,822,416
Net Cash Advanced		5,862,044
Net Cash Repaid		2,928,610
Net cash flow through 7/27/20		(2,933,433)
Total reloads/write-offs		5,172,494
Additional fees		3,375
Payments eight weeks prior to Receivership		6,000
Date of last payment per Deposit Log		6/3/2020
Amount of last payment per Deposit Log	\$	3,000

Category C Merchants

115. I also analyzed the transactions for the Category C Merchants using the source data from **Exhibit O**. I analyzed the Merchant Advance Receivables considered “active” in MCA Suites which totals \$319 million of which \$122.5 million relates to Merchant Advances which were funded in 2020 and \$196.7 million relates to Merchant Advances which were funded prior to 2020. I sorted the active

Merchant Advance Receivable balances in ascending order to identify the Merchants with the highest active balances and summarized key data related to those Merchants in **Table 15**:

Table 15

MCA Category C - Highest Active A/R Balance

MCA Category	MCA Group	Min Funded Date	Max Funded Date	Last Repayment Month	Net Cash Surplus (Deficit)	Active A/R	Total Collections 06/2020-07/27/2020	Years to Repay Based on Current Collections
C	Tzvi	05/15/15	07/27/20	Jul-20	\$ (20,417,811)	\$ 91,494,728	\$ 11,279,482	1.4
C	National Brokers Of America	05/07/15	07/23/20	Jul-20	1,748,782	35,223,997	3,817,259	2
C	Colorado Homes	02/05/18	12/31/19	Jul-20	(5,769,983)	29,875,957	30,000	166
C	Kingdom Logistics	08/01/18	05/18/20	Jul-20	(3,889,129)	21,481,126	2,997,542	1
C	Big Red	03/24/14	08/21/19	Jul-20	(2,351,178)	18,952,252	2,500	1,263
Total					\$ (30,679,320)	\$ 197,028,060	\$ 18,126,783	

116. The Category C Merchant activity reflected Merchant Advance Receivables with rollover or reloads as classified in MCA Suites. This means that when a Merchant did not repay the Merchant Advance pursuant to the original Factoring Agreement terms, the unpaid balance was incorporated into a new Factoring Agreement transaction which resulted in extended payment terms. In theory, these types of Merchants would be profitable to Par Funding since the Merchant continuously pays high rates of return on the funds advanced.

117. There are several Merchants in Category C with large active Merchant Advance Receivable balances where on a historical basis, the net cash flow generated from the Merchant Advances as of July 27, 2020, was negative.

118. By way of example Merchant Grouping Tzvi represents transactions with five different Merchants associated with Tzvi: B&T Supply, Yanky Holding

Supplies, Naki Cleaning Services, YBT Industries and Lifeguard. The relationship with Tzvi began in 2015. Tzvi has reloaded and written off more than 60% of the Advanced Amount. This means that rather than repaying the Merchant Advances and finding sources of capital that are less expensive, Tzvi continuously rolled forward a significant amount of the advance spreading over a five-year period. The total amount of cash advanced to Tzvi is \$91.4 million and the total repaid is \$71 million, resulting in next cash loss of \$20.4 million. Tzvi owes Par Funding more than \$91 million as of July 27, 2020, which is approximately the same amount of cash it has received from Par Funding.

119. During 2020, Par Funding advanced \$35.9 million to Tzvi. Par Funding received \$31.1 million in payments from Tzvi during 2020 of which \$11.3 million was paid during the eight weeks prior to the Receivership. While this gives the appearance that the Merchant Advance is active and collectible, Par will need to recover more than \$20 million to simply “break even” with Tzvi, before consideration of operating expenses and the cost of capital (Investor funds).

Table 16

TZVI Merchant Summary

Tzvi Merchant Summary	
Date of First Funding	5/15/2015
Advance Amount	\$ 235,624,590
Repayment Amount	307,177,596
Active AR balance	91,494,728
Net Cash Advanced	91,367,745
Net Cash Repaid	70,949,933
Net cash flow through 7/27/20	(20,417,811)
Total reloads/write-offs	145,536,717
Additional Fees	803,783
% of Advance Amount reloaded	62%
Payments eight weeks prior to Receivership	11,279,482
Total amount funded in 2020	\$ 35,925,493

120. In another example, Merchant Grouping Colorado Homes represents transactions with five different merchants associated with Colorado Homes: CNP Operating, Colorado Sky, Dickinson Wright, United by ECH, and Colorado Homes. The relationship with Colorado Homes began in 2018. Colorado Homes has reloaded more than 40% of the advance amount. This also means that rather than repaying the Merchant Advances and finding sources of capital that are less expensive, Colorado Homes also continuously rolled forward a significant amount of the advance spreading over a three-year period. The total amount of cash

advanced to Colorado Homes is \$30.5 million and the total repaid is \$24.7 million, resulting in next cash loss of \$5.8 million. Colorado Homes owes Par Funding more than \$29.9 million as of July 27, 2020, which is approximately the same amount of cash it has received from Par Funding.

121. During 2020, Par Funding did not make any advances to Colorado Homes. Par Funding received \$300,000 from Colorado Homes in 2020 of which only \$30,000 was paid during the eight-week prior to the Receivership. While this gives the appearance that the Merchant Advance is active and collectible, Par will need to recover more than \$5.7 million to simply “break even” with Colorado Homes, before consideration of operating expenses and the cost of capital (Investor funds).

Table 17

Colorado Homes Merchant Summary

Colorado Homes Merchant Summary	
Date of First Funding	2/5/2018
Advance Amount	\$ 54,514,518
Repayment Amount	75,703,127
Active AR balance	29,875,957
Net Cash Advanced	30,466,226
Net Cash Repaid	24,696,243
Net cash flow through 7/27/20	(5,769,983)
Total reloads/write-offs	22,214,268
Additional Fees	1,083,341
% of Advance Amount reloaded	41%
Payments eight weeks prior to Receivership	30,000
Total amount funded in 2020	\$ -

Observations Regarding Merchant Advance Receivable remaining

122. In total, these examples of 15 MCA Groups have active Merchant Advance Receivable balances totaling \$225 million despite cash losses in excess of \$41 million as summarized in **Table 18**. These receivables represent more than 50% of the Merchant Advance Receivable balance of \$419 million as of July 27, 2020.

Table 18

MCA Category Summary

MCA Category	Report Table	Count of MCA Group	Net Cash Surplus (Deficit)	Active A/R as of 7/27/20
A	15	5	\$ (3,625,176)	\$ 4,694,744
B	16	5	(6,995,070)	23,279,730
C	17	5	(30,679,320)	197,028,060
Total		15	\$ (41,299,566)	\$ 225,002,534

123. Each of the MCA Categories include a significant number of Merchants Advance Receivables classified as “active” but have not made payments during the eight weeks prior to the Receivership and in some cases a longer period. Based on the analysis conducted for the Category B and C Merchant Advance Receivables, I determined they are largely comprised of Merchant Advances that generated cash losses on a historical basis, many of which do not appear to be currently performing. In Category C, there are Merchant Advance Receivables with large remaining balances include a significant number of reloads. Considering these factors in conjunction with Par Funding’s historical track record of profitability

on the Merchant Advance Receivables indicates that Par Funding will not yield the profits expected in the Factoring Agreements.

124. Assuming Par Funding's numerous remaining Merchant Advance Receivables other than the 15 MCA Groups in **Table 18** are collected in full (this would equate to approximately \$194 million) and no other business or interest expenses are incurred, an impairment of more than 14%⁷⁷ to only these 15 MCA Groups would result in less than full repayment to Investors and Joint Funders as the excess of Accounts Receivable (\$419 million)⁷⁸ over the amounts owed to Investors (\$366 million) and Joint Funders (\$22.6 million) is just \$30 million⁷⁹ as of July 27, 2020.

125. This analysis further demonstrates that the cash flow generated from the Par Funding Merchant Advances was not sufficient to pay the promised investor returns and operational expenses because the Merchant Advances did not yield sufficient profit to Par Funding.

Par Funding Payments Select Parties

126. I utilized the Cash Reconstruction to determine the amounts paid to certain parties as requested by the Commission. The following table summarizes the payments made to the selected parties and **Exhibit P** includes a detailed schedule of the transfers to each party.

⁷⁷ Calculated as \$30 million (as described in FN 79) divided by \$225 Million of Active A/R as of 7/27/2020 for the 15 MCA Groups.

⁷⁸ Per QuickBooks.

⁷⁹ Id. Total Accounts Receivable as of July 27, 2020, is \$419,028,881 less amounts owed to Joint Funders of \$22,571,676 less amounts owed to investors of \$366,101,849 equates to \$30,355,356.

Table 19

Transfers Summary

Payee	Disbursements	Exhibit
ABetterFinancialPlan.com	\$ 1,914,045	P.1
ABFP Income Fund	32,633,720	P.2
ABFP Income Fund 2	10,671,546	P.3
ABFP Income Fund 3	6,313,406	P.4
ABFP Income Fund 3 Parallel LLC	233,992	P.5
ABFP Income Fund 4	2,049,440	P.6
ABFP Income Fund 4 Parallel LLC	172,472	P.7
ABFP Income Fund 6	356,945	P.8
ABFP Income Fund 6 Parallel	143,338	P.9
ABFP Income Fund Parallel	153,206	P.10
Beta Abigail Inc	4,878,350	P.11
Dean Vagnozzi	743,137	P.12
Eagle Six Consultants	47,143,509	P.13
Fidelis Financial Planning	6,476,557	P.14
Full Spectrum Processing	10,689,472	P.15
Heritage Business Consulting	42,451,249	P.16
Joseph Cole Barletta	160,715	P.17
Joseph LaForte	-	N/A
Lisa McElhone	11,310,598	P.18
LME Family Trust 2017	14,300,000	P.19
Michael Furman	-	N/A
New Field Ventures, LLC	11,739,902	P.20
Recruiting & Marketing Resources, Inc.	7,933,228	P.21
United Fidelis	-	N/A
Total	\$ 212,468,829	

127. I utilized the Cash Reconstruction to determine that \$49,971,790 was paid out in equity distributions.⁸⁰ See **Exhibit Q** for a detailed schedule.

⁸⁰ These transactions were recorded to “retained earnings” in the QuickBooks general ledger.

128. I utilized the Cash Reconstruction to determine the amounts paid to related parties which were categorized in the general ledger as commission payments. The following table summarizes these payments.

Table 20

Commissions paid to Related Parties

Related Party	Commissions Paid
A Better Financial Plan	\$ 1,914,045
ALB Management	3,186,297
Beta Abigail Inc	4,877,007
Eagle Six Consultants	34,208,226
Heritage Business Consulting Inc	36,419,217
Joseph C Barleta	4,900
New Field Ventures,LLC	12,074,086
Perry Abbonizio	701,736
Total	\$ 93,385,514

Commingling

129. On August 26, 2020, I issued a Declaration regarding the commingling of Investor and MCA funds in Par Funding’s bank accounts. A copy of the Declaration is included in **Exhibit R**. I adopt the conclusions from that Declaration in this report.⁸¹ I found that there was commingling in Par Funding’s bank accounts and Investor Funds were commingled with funds from Merchant Advance transactions.

⁸¹ The Declaration was based on certain cash activity of Par Funding for a limited period of time whereas the information contained within this Report considers the cash activity of Par Funding for 2011 through July 27, 2020.

IX. BASIS OF OPINIONS

130. My opinions are based on the documents reviewed and enumerated at **Exhibit B**, and my extensive expertise and experience in forensic accounting.

131. I am a Certified Public Accountant (CPA), Certified Insolvency and Restructuring Advisor (CIRA), Certified Fraud Examiner (CFE), and practitioner addressing forensic accounting, fraud investigations, solvency/insolvency and restructuring issues for more than 15 years.

132. I reserve the opportunity to revise my opinions and Expert Report based on additional information that may become available. I also reserve the right to prepare charts and demonstratives for trial and rebut any opposing expert's analysis and report if asked.

133. Fees for professional services provided are based on hours actually, expended by each assigned staff member extended by the standard hourly billing rate for that individual. The standard hourly billing rates for professional staff working on this matter range from \$136 to \$450. Fees are not contingent on the outcome of this matter.

Dated: August 13, 2021

BY: Melissa Davis

Melissa Davis, CPA, CIRA, CFE
KapilaMukamal
1000 S. Federal Highway
Suite 200
Fort Lauderdale, FL 33316
(954) 761-1011
mdavis@kapilamukamal.com

Exhibit A

**Securities and Exchange Commission, Plaintiff,
v.
Complete Business Solutions Group, Inc. d/b/a Par Funding et. al. , Defendants.
CASE NO. 9:20-cv-81205
UNITED STATES DISTRICT COURT
SOUTHERN DISTRICT OF FLORIDA**

Select Definitions Used in this Report

Definition	Description
Advance Amount	Gross amount to be advanced to a merchant before consideration of fees or amounts applied to previous deals
Cash Reconstruction	Database of Par Funding's QuickBooks general ledger cash account activity for the period November 2, 2011 through July 27, 2020.
CBSG Funding Analysis or KPI Report	Report of Key Performance Indicators prepared by Par Funding.
Deposit Log	Spreadsheet maintained by Par Funding containing Merchant Advance transactional activity.
Factor Amount	The difference between the Advance Amount and the Repayment Amount.
Factoring Loss	Amount of Merchant Advance Receivables deemed uncollectible by Par Funding.
MCA Cash Database	A database of the cash related transactional data as recorded in the MCA Transaction database
Merchant Advance Receivable	The amount Par Funding expected to be repaid from merchants recorded as accounts receivable in the General Ledger.
Merchants	Small and medium sized businesses for which Par Funding provides advances to.
Net Advance Amount	Net amount of cash funded to the Merchant after deducting for fees.
Repayment Amount	The amount the merchant must repay – also referred to as Right to Return (“RTR”).

See Accompanying Report Dated August 13, 2020.

Exhibit B

Securities and Exchange Commission, Plaintiff,
v.
Complete Business Solutions Group, Inc. d/b/a Par Funding et. al., Defendants.
CASE NO. 9:20-cv-81205
UNITED STATES DISTRICT COURT
SOUTHERN DISTRICT OF FLORIDA

Documents Utilized

No.	Document Description
1	<i>DE 1</i> - Complaint for Injunctive and Other Relief filed by the Securities and Exchange Commission on July 24, 2020.
2	<i>DE 4</i> - Plaintiff Securities and Exchange Commission's Motion for Appointment of Receiver and Memorandum of Law filed on July 24, 2020.
3	<i>DE 36</i> - Order Granting Plaintiff Securities and Exchange Commission's Motion for Appointment of Receiver filed on July 27, 2020.
4	<i>DE 119</i> - <i>Amended</i> Complaint for Injunctive and Other Relief filed by the Securities and Exchange Commission on August 10, 2020.
5	Sample Factoring Agreements with Par Funding and MCA Clients.
6	2017 CBSG Audited Financial Statements.
7	Par Funding's General Ledger contained with QuickBooks.
8	Deposition of Joseph Cole Barleta, June 2, 2021.
9	CBSG Creditor Agreement List.
10	Deposition of James Klenk, July 26, 2021.
11	Par Funding's Balance Sheets and Profit & Loss Statements from QuickBooks.
12	Par Funding's U.S. Corporation Income Tax Returns for 2013 - 2018.
13	MCA Suites Data.
14	Portfolio Report by Funded Date.
15	AR Balance Report.
16	MCA Transactional Database.
17	Daily Deposit Log as of July 27, 2020.
18	CBSG Funding Analysis Report as of June 30, 2020
19	Par Funding Bank Records

See Accompanying Report Dated August 13, 2020.

Exhibit C

Exhibit C

Securities and Exchange Commission, Plaintiff,
v.
Complete Business Solutions Group, Inc. d/b/a Par Funding et. al. , Defendants.
CASE NO. 9:20-cv-81205
UNITED STATES DISTRICT COURT
SOUTHERN DISTRICT OF FLORIDA

QuickBooks General Ledger Account Classification

Source: Par Funding QuickBooks

General Ledger Account per Par Funding QuickBooks	KM Category
Computer Equipment & Technology	Business Expenses
Deferred Tax	Business Expenses
Furniture and Equipment	Business Expenses
Held Payments	Business Expenses
Leasehold Improvements	Business Expenses
Property Loan	Business Expenses
Accounts Payable	Business Expenses
Advertising & Promotions	Business Expenses
American Express Cash 63005	Business Expenses
American Express Platinum 66007	Business Expenses
American Express Plum 51004	Business Expenses
Amex Corp 1000	Business Expenses
Amex Corp 1001	Business Expenses
Amex Corp 1005	Business Expenses
Amex Corp 1007	Business Expenses
Amex Corp 1009	Business Expenses
Amex Corp 2003	Business Expenses
Amex Corp 31008	Business Expenses
Amex Corp 51000	Business Expenses
Amex Corp 61001	Business Expenses
Amortization Expense	Business Expenses
Automobile Expense	Business Expenses
Bank Fees	Business Expenses
Charitable Donations	Business Expenses
Collections Expense	Business Expenses
Computer and Internet Expenses	Business Expenses
Continuing Education	Business Expenses
Depreciation Expense	Business Expenses
Employee Wages	Business Expenses
Estimates	Business Expenses
Fed Unemployment	Business Expenses
Federal	Business Expenses
Federal Tax Expense	Business Expenses
Filing Fee	Business Expenses
Fines & Penalties Expense	Business Expenses
FL Unemployment	Business Expenses
Gifts	Business Expenses
Insurance Expense	Business Expenses
Investment Expense	Business Expenses
Janitorial	Business Expenses
Leads	Business Expenses
Legal Fees	Business Expenses
Licenses & Fees	Business Expenses
Maintenance & Repairs	Business Expenses
Management Fees	Business Expenses
Meals and Entertainment	Business Expenses
Medicare	Business Expenses
Merchant Account Fees	Business Expenses

Exhibit C

Securities and Exchange Commission, Plaintiff,
v.
Complete Business Solutions Group, Inc. d/b/a Par Funding et. al. , Defendants.
CASE NO. 9:20-cv-81205
UNITED STATES DISTRICT COURT
SOUTHERN DISTRICT OF FLORIDA

QuickBooks General Ledger Account Classification

Source: Par Funding QuickBooks

General Ledger Account per Par Funding QuickBooks	KM Category
Moving Expense	Business Expenses
Office Supplies	Business Expenses
Officer Withholdings	Business Expenses
PA Unemployment	Business Expenses
Payroll Expenses	Business Expenses
Payroll Processing	Business Expenses
Payroll Taxes	Business Expenses
Postage and Delivery	Business Expenses
Prepaid Credit Insurance	Business Expenses
Processing Expense	Business Expenses
Professional Fees	Business Expenses
Reconciling Items	Business Expenses
Reconciling Unknown	Business Expenses
Rent Expense	Business Expenses
Sales Orders	Business Expenses
Salon Supplies	Business Expenses
Social Security	Business Expenses
State - FL	Business Expenses
State Tax Expense	Business Expenses
Subcontractor Expense	Business Expenses
Tax Expense	Business Expenses
Telephone Expense	Business Expenses
Temporary Help	Business Expenses
Travel Expense	Business Expenses
Uncategorized Expenses	Business Expenses
Underwriting Expense	Business Expenses
Utilities	Business Expenses
Accrued Legal Reserve/ Expenses	Business Expenses
Accrued Officer Payroll	Business Expenses
Commissions	Commissions / Consulting
Consulting	Commissions / Consulting
HBC	Commissions / Consulting
JDJSL	Commissions / Consulting
V.R.	Commissions / Consulting
Retained Earnings	Equity Distribution
ACH Reserve	Intracompany Transaction
Actum ACH	Intracompany Transaction
Actum ACH Prefund	Intracompany Transaction
Authorize.Net	Intracompany Transaction
Bancorp - Capital 6468	Intracompany Transaction
Bancorp - Operating 6442	Intracompany Transaction
Bancorp Bank	Intracompany Transaction
Beginning Balance	Intracompany Transaction
Beneficial Capital - 8006	Intracompany Transaction
Beneficial Operating - 7990	Intracompany Transaction
Beneficial Operating 2 - 2575	Intracompany Transaction
Bento Debit Reserve	Intracompany Transaction
BOSJ - Operating 2091	Intracompany Transaction

Exhibit C

Securities and Exchange Commission, Plaintiff,
v.
Complete Business Solutions Group, Inc. d/b/a Par Funding et. al. , Defendants.
CASE NO. 9:20-cv-81205
UNITED STATES DISTRICT COURT
SOUTHERN DISTRICT OF FLORIDA

QuickBooks General Ledger Account Classification

Source: Par Funding QuickBooks

General Ledger Account per Par Funding QuickBooks	KM Category
Chase - ACH 9126	Intracompany Transaction
Chase - Capital 9118	Intracompany Transaction
Chase - Operating 9100	Intracompany Transaction
Chase Bank	Intracompany Transaction
Citizens Bank AR - 0276	Intracompany Transaction
Citizens Bank Operating - 0927	Intracompany Transaction
City National Checking 3071	Intracompany Transaction
City National MM 1839	Intracompany Transaction
City National MM 5736	Intracompany Transaction
Empire - Capital 5805	Intracompany Transaction
Empire - Operating 4825	Intracompany Transaction
Empire Bank	Intracompany Transaction
FEDChex	Intracompany Transaction
First Bank	Intracompany Transaction
First Bank ACH - 7831	Intracompany Transaction
First Bank Capital - 7823	Intracompany Transaction
First Bank Operating - 7807	Intracompany Transaction
Kotapay	Intracompany Transaction
Merchant Industry	Intracompany Transaction
Native American Bank - 2078	Intracompany Transaction
NMI Payment Gateway	Intracompany Transaction
Opening Balance Equity	Intracompany Transaction
Priority Payment System Client	Intracompany Transaction
Priority Payment System Prefund	Intracompany Transaction
Qualpay	Intracompany Transaction
Republic Bank	Intracompany Transaction
Republic Bank - Capital 4169	Intracompany Transaction
Republic Bank - Operating 4126	Intracompany Transaction
TD Bank	Intracompany Transaction
TD Bank - ACH 9496	Intracompany Transaction
TD Bank - Capital 9807	Intracompany Transaction
TD Bank - Legal 6895	Intracompany Transaction
TD Bank - Operating 9790	Intracompany Transaction
TD Bank - Payroll 9782	Intracompany Transaction
Wells Fargo Capital - 0247	Intracompany Transaction
Wells Fargo Operating - 0239	Intracompany Transaction
Interest Expense	Investor Activity
ABF Investors	Investor Activity
AFA Investors	Investor Activity
Investor - PIF	Investor Activity
Investor - 75B	Investor Activity
Investor - ABA	Investor Activity
Investor - ABE	Investor Activity
Investor - ABER	Investor Activity
Investor - ABFP	Investor Activity
Investor - ACA	Investor Activity
Investor - ACAL	Investor Activity
Investor - ACH	Investor Activity

Exhibit C

Securities and Exchange Commission, Plaintiff,
v.
Complete Business Solutions Group, Inc. d/b/a Par Funding et. al. , Defendants.
CASE NO. 9:20-cv-81205
UNITED STATES DISTRICT COURT
SOUTHERN DISTRICT OF FLORIDA

QuickBooks General Ledger Account Classification

Source: Par Funding QuickBooks

General Ledger Account per Par Funding QuickBooks	KM Category
Investor - AFA	Investor Activity
Investor - AGCF	Investor Activity
Investor - AGU	Investor Activity
Investor - AHO	Investor Activity
Investor - ALP	Investor Activity
Investor - AME	Investor Activity
Investor - API	Investor Activity
Investor - ARA	Investor Activity
investor - ARAN	Investor Activity
Investor - AWE	Investor Activity
Investor - BBR	Investor Activity
Investor - BEH	Investor Activity
Investor - BJO	Investor Activity
Investor - BLU	Investor Activity
Investor - BMC	Investor Activity
Investor - BRE	Investor Activity
Investor - BSL	Investor Activity
Investor - CAB	Investor Activity
Investor - CAP	Investor Activity
Investor - CDE	Investor Activity
Investor - CHA	Investor Activity
Investor - CIF	Investor Activity
Investor - CJO	Investor Activity
Investor - CMC	Investor Activity
Investor - CPA	Investor Activity
Investor - CPAL	Investor Activity
Investor - CSC	Investor Activity
Investor - CTO	Investor Activity
Investor - DAK	Investor Activity
Investor - DBO	Investor Activity
Investor - DBR	Investor Activity
Investor - DCI	Investor Activity
Investor - DFE	Investor Activity
Investor - DFI	Investor Activity
investor - DGL	Investor Activity
Investor - DHA	Investor Activity
Investor - DKA	Investor Activity
Investor - DLI	Investor Activity
Investor - DMI	Investor Activity
Investor - DON	Investor Activity
Investor - DPO	Investor Activity
Investor - DSI	Investor Activity
Investor - DSN	Investor Activity
Investor - DST	Investor Activity
Investor - DVA	Investor Activity
Investor - DWI	Investor Activity
Investor - DYA	Investor Activity
Investor - ECA	Investor Activity

Exhibit C

Securities and Exchange Commission, Plaintiff,
v.
Complete Business Solutions Group, Inc. d/b/a Par Funding et. al. , Defendants.
CASE NO. 9:20-cv-81205
UNITED STATES DISTRICT COURT
SOUTHERN DISTRICT OF FLORIDA

QuickBooks General Ledger Account Classification

Source: Par Funding QuickBooks

General Ledger Account per Par Funding QuickBooks	KM Category
Investor - ECH	Investor Activity
Investor - EDE	Investor Activity
Investor - EDR	Investor Activity
Investor - EFI	Investor Activity
Investor - EHU	Investor Activity
Investor - EHUS	Investor Activity
Investor - EIN	Investor Activity
Investor - ELA	Investor Activity
Investor - EPA	Investor Activity
Investor - ESA	Investor Activity
Investor - ESH	Investor Activity
Investor - EST	Investor Activity
Investor - ETE	Investor Activity
Investor - EVI	Investor Activity
Investor - FCA	Investor Activity
Investor - FGR	Investor Activity
Investor - FID	Investor Activity
Investor - FJA	Investor Activity
Investor - FMS	Investor Activity
Investor - FRI	Investor Activity
Investor - FSM	Investor Activity
Investor - FTH	Investor Activity
Investor - FVA	Investor Activity
Investor - GAM	Investor Activity
Investor - GCA	Investor Activity
Investor - GCH	Investor Activity
Investor - GCO	Investor Activity
Investor - GFR	Investor Activity
Investor - GMI	Investor Activity
Investor - GMO	Investor Activity
Investor - GNI	Investor Activity
Investor - GOH	Investor Activity
Investor - GRIF	Investor Activity
Investor - GSP	Investor Activity
Investor - HGR	Investor Activity
Investor - IBE	Investor Activity
Investor - ISH	Investor Activity
Investor - JAL	Investor Activity
Investor - JBA	Investor Activity
Investor - JBE	Investor Activity
Investor - JBO	Investor Activity
Investor - JBR	Investor Activity
Investor - JBRA	Investor Activity
Investor - JBU	Investor Activity
Investor - JCA	Investor Activity
Investor - JCE	Investor Activity
Investor - JCH	Investor Activity
Investor - JCI	Investor Activity

Exhibit C

Securities and Exchange Commission, Plaintiff,
v.
Complete Business Solutions Group, Inc. d/b/a Par Funding et. al. , Defendants.
CASE NO. 9:20-cv-81205
UNITED STATES DISTRICT COURT
SOUTHERN DISTRICT OF FLORIDA

QuickBooks General Ledger Account Classification

Source: Par Funding QuickBooks

General Ledger Account per Par Funding QuickBooks	KM Category
Investor - JDE	Investor Activity
Investor - JDI	Investor Activity
Investor - JFA	Investor Activity
Investor - JFUN	Investor Activity
Investor - JGA	Investor Activity
Investor - JHO	Investor Activity
Investor - JKA	Investor Activity
Investor - JLE	Investor Activity
Investor - JLI	Investor Activity
Investor - JMI	Investor Activity
Investor - JNE	Investor Activity
Investor - JNEW	Investor Activity
Investor - JQU	Investor Activity
Investor - JQUI	Investor Activity
Investor - JSI	Investor Activity
Investor - JSO	Investor Activity
Investor - JTA	Investor Activity
Investor - JTE	Investor Activity
Investor - JWE	Investor Activity
Investor - KBU	Investor Activity
Investor - KFA	Investor Activity
Investor - KHA	Investor Activity
Investor - KHAR	Investor Activity
Investor - KHO	Investor Activity
Investor - KMU	Investor Activity
Investor - KPR	Investor Activity
Investor - KSM	Investor Activity
Investor - KST	Investor Activity
Investor - LDI	Investor Activity
Investor - LEL	Investor Activity
Investor - LGU	Investor Activity
Investor - LKI	Investor Activity
Investor - LRO	Investor Activity
Investor - LTH	Investor Activity
Investor - LWM	Investor Activity
Investor - LZW	Investor Activity
Investor - MAB	Investor Activity
Investor - MAR	Investor Activity
Investor - MAS	Investor Activity
Investor - MAU	Investor Activity
Investor - MBE	Investor Activity
Investor - MBEE	Investor Activity
Investor - MBR	Investor Activity
Investor - MCF	Investor Activity
Investor - MCH	Investor Activity
Investor - MCIF	Investor Activity
Investor - MCO	Investor Activity
Investor - MDE	Investor Activity

Exhibit C

Securities and Exchange Commission, Plaintiff,
v.
Complete Business Solutions Group, Inc. d/b/a Par Funding et. al. , Defendants.
CASE NO. 9:20-cv-81205
UNITED STATES DISTRICT COURT
SOUTHERN DISTRICT OF FLORIDA

QuickBooks General Ledger Account Classification

Source: Par Funding QuickBooks

General Ledger Account per Par Funding QuickBooks	KM Category
Investor - MDO	Investor Activity
Investor - MDU	Investor Activity
Investor - MED	Investor Activity
Investor - MFF	Investor Activity
Investor - MFI	Investor Activity
Investor - MGIF	Investor Activity
Investor - MGU	Investor Activity
Investor - MHO	Investor Activity
Investor - MHOD	Investor Activity
Investor - MID	Investor Activity
Investor - MKA	Investor Activity
Investor - MKE	Investor Activity
Investor - MKOF	Investor Activity
Investor - MMC	Investor Activity
Investor - MME	Investor Activity
Investor - MMI	Investor Activity
Investor - MMIF	Investor Activity
Investor - MNF	Investor Activity
Investor - MNY	Investor Activity
Investor - MPR	Investor Activity
Investor - MSA	Investor Activity
Investor - MSC	Investor Activity
Investor - MSH	Investor Activity
Investor - MSI	Investor Activity
Investor - MTA	Investor Activity
Investor - NAS	Investor Activity
Investor - NGA	Investor Activity
Investor - NRO	Investor Activity
Investor - OIM	Investor Activity
Investor - P3J	Investor Activity
Investor - PAB	Investor Activity
Investor - PBU	Investor Activity
Investor - PDE	Investor Activity
Investor - PDU	Investor Activity
Investor - PFI	Investor Activity
Investor - PGI	Investor Activity
Investor - PHO	Investor Activity
Investor - PMO	Investor Activity
Investor - PRA	Investor Activity
Investor - PRE	Investor Activity
Investor - PRO	Investor Activity
Investor - PSM	Investor Activity
Investor - PWE	Investor Activity
Investor - RAN	Investor Activity
Investor - RAZR	Investor Activity
Investor - RBA	Investor Activity
Investor - RCA	Investor Activity
Investor - RCH	Investor Activity

Exhibit C

Securities and Exchange Commission, Plaintiff,
v.
Complete Business Solutions Group, Inc. d/b/a Par Funding et. al. , Defendants.
CASE NO. 9:20-cv-81205
UNITED STATES DISTRICT COURT
SOUTHERN DISTRICT OF FLORIDA

QuickBooks General Ledger Account Classification

Source: Par Funding QuickBooks

General Ledger Account per Par Funding QuickBooks	KM Category
Investor - RCI	Investor Activity
Investor - RCO	Investor Activity
Investor - REA	Investor Activity
Investor - REV	Investor Activity
Investor - RFI	Investor Activity
Investor - RFR	Investor Activity
Investor - RFRA	Investor Activity
Investor - RGA	Investor Activity
Investor - RGO	Investor Activity
Investor - RGR	Investor Activity
Investor - RHU	Investor Activity
Investor - RKE	Investor Activity
Investor - RLI	Investor Activity
Investor - RLL	Investor Activity
Investor - RLO	Investor Activity
Investor - RMU	Investor Activity
Investor - RPL	Investor Activity
Investor - RPR	Investor Activity
Investor - RRE	Investor Activity
Investor - RRO	Investor Activity
Investor - RSH	Investor Activity
Investor - RUN	Investor Activity
Investor - RWA	Investor Activity
Investor - RWI	Investor Activity
Investor - SAN	Investor Activity
Investor - SBR	Investor Activity
Investor - SCA	Investor Activity
Investor - SCH	Investor Activity
Investor - SCU	Investor Activity
Investor - SDO	Investor Activity
Investor - SEZ	Investor Activity
Investor - SFA	Investor Activity
Investor - SFR	Investor Activity
Investor - SHE	Investor Activity
Investor - SHR	Investor Activity
Investor - SIF	Investor Activity
Investor - SKR	Investor Activity
Investor - SLI	Investor Activity
Investor - SMA	Investor Activity
Investor - SMO	Investor Activity
Investor - SNA	Investor Activity
Investor - SPIF	Investor Activity
Investor - SPR	Investor Activity
Investor - SRA	Investor Activity
Investor - SST	Investor Activity
Investor - STF	Investor Activity
Investor - SVE	Investor Activity
investor - SWE	Investor Activity

Exhibit C

Securities and Exchange Commission, Plaintiff,
v.
Complete Business Solutions Group, Inc. d/b/a Par Funding et. al. , Defendants.
CASE NO. 9:20-cv-81205
UNITED STATES DISTRICT COURT
SOUTHERN DISTRICT OF FLORIDA

QuickBooks General Ledger Account Classification

Source: Par Funding QuickBooks

General Ledger Account per Par Funding QuickBooks	KM Category
Investor - SWH	Investor Activity
Investor - SWI	Investor Activity
Investor - TCH	Investor Activity
Investor - TCHR	Investor Activity
Investor - TCU	Investor Activity
Investor - TEL	Investor Activity
Investor - TGR	Investor Activity
Investor - THU	Investor Activity
Investor - TJO	Investor Activity
Investor - TMC	Investor Activity
Investor - TMO	Investor Activity
Investor - TON	Investor Activity
Investor - TQU	Investor Activity
Investor - TRO	Investor Activity
Investor - TROD	Investor Activity
Investor - VCL	Investor Activity
Investor - VHA	Investor Activity
Investor - VHU	Investor Activity
Investor - VIF	Investor Activity
Investor - VKSM	Investor Activity
Investor - WAU	Investor Activity
Investor - WBR	Investor Activity
Investor - WCO	Investor Activity
Investor - WDE	Investor Activity
Investor - WFL	Investor Activity
Investor - WFU	Investor Activity
Investor - WMO	Investor Activity
Investor - WWEF	Investor Activity
Investor - ZGU	Investor Activity
Investor -JIF	Investor Activity
Investor Liabilities	Investor Activity
MSBF Investors	Investor Activity
Other Investors	Investor Activity
PTK Investors	Investor Activity
RFR Investors	Investor Activity
Client Funding Payables	MCA Activity
CS 2000 Funding Payables	MCA Activity
Joint AJG Consulting Funding	MCA Activity
Joint Avenew Funding	MCA Activity
Joint BAS Funding	MCA Activity
Joint Bluegate Funding	MCA Activity
Joint Broadway Funding	MCA Activity
Joint BUL Funding	MCA Activity
Joint Cap Funding	MCA Activity
Joint CS 2000 Funding	MCA Activity
Joint DPIT4 Funding	MCA Activity
Joint Eagle Funding	MCA Activity
Joint Evolution Capital Funding	MCA Activity

Exhibit C

Securities and Exchange Commission, Plaintiff,
v.
Complete Business Solutions Group, Inc. d/b/a Par Funding et. al. , Defendants.
CASE NO. 9:20-cv-81205
UNITED STATES DISTRICT COURT
SOUTHERN DISTRICT OF FLORIDA

QuickBooks General Ledger Account Classification

Source: Par Funding QuickBooks

General Ledger Account per Par Funding QuickBooks	KM Category
Joint FAF Funding	MCA Activity
Joint FAF-NY Office Sales	MCA Activity
Joint Funding	MCA Activity
Joint Funding Network Funding	MCA Activity
Joint Fundit Lending Funding	MCA Activity
Joint Fundrite Funding	MCA Activity
Joint JB Funding	MCA Activity
Joint JB Merchant Funding	MCA Activity
Joint JG Funding	MCA Activity
Joint JGA Funding	MCA Activity
Joint JRM Funding	MCA Activity
Joint KL Funding	MCA Activity
Joint Liquid Gold Funding	MCA Activity
Joint MP Funding	MCA Activity
Joint MSBF Funding	MCA Activity
Joint MT Funding	MCA Activity
Joint Rainer & Lloyd Funding	MCA Activity
Joint ROC Funding	MCA Activity
Joint SAL Funding	MCA Activity
Joint SJM Business Funding	MCA Activity
Joint TM Strategies Funding	MCA Activity
Joint USC Funding	MCA Activity
CFS Note Receivables	MCA Activity
FAF Note Receivables	MCA Activity
MSBF Note Receivables	MCA Activity
Accounts Receivable	MCA Activity
Allowance for Bad Debt	MCA Activity
Allowance for Unfunded Consolid	MCA Activity
Deferred Processing Income	MCA Activity
Factoring Fee Income	MCA Activity
Interest Income	MCA Activity
Merchant Processor Commissions	MCA Activity
Processing Fee Income	MCA Activity
Program Fee Income	MCA Activity
Recovered Receivables Income	MCA Activity
Unapplied Deposit	MCA Activity
Undeposited Funds	MCA Activity
Factoring Losses	MCA Activity
Factoring Loss Reserve	MCA Activity
Funding Receivables	MCA Activity
Stone Harbor Note Receivables	Other note receivable/payable
TG Note Receivables	Other note receivable/payable
VS Note Receivables	Other note receivable/payable
BV Note Receivables	Other note receivable/payable
DPS Note Receivable	Other note receivable/payable
EUQO	Other Related Party Payments
EUQO Capital Investment	Other Related Party Payments
Officer Wages	Other Related Party Payments

Exhibit C

Securities and Exchange Commission, Plaintiff,
v.
Complete Business Solutions Group, Inc. d/b/a Par Funding et. al. , Defendants.
CASE NO. 9:20-cv-81205
UNITED STATES DISTRICT COURT
SOUTHERN DISTRICT OF FLORIDA

QuickBooks General Ledger Account Classification

Source: Par Funding QuickBooks

General Ledger Account per Par Funding QuickBooks	KM Category
Investor - HBC	Other Related Party Payments
1530 Christian Note Receivables	Related Party Receivable/Payable
1932 Spruce St Note Receivables	Related Party Receivable/Payable
20 N 3rd St Note Receivables	Related Party Receivable/Payable
205 Arch Note Receivables	Related Party Receivable/Payable
242 S 21st Note Receivable	Related Party Receivable/Payable
4633 Walnut Note Receivables	Related Party Receivable/Payable
715 Notes Payable	Related Party Receivable/Payable
803 Note Receivables	Related Party Receivable/Payable
ESC Note Payable	Related Party Receivable/Payable
FSP Note Payable	Related Party Receivable/Payable
HBC Loan	Related Party Receivable/Payable
HBC Note Payable	Related Party Receivable/Payable
LL Note Receivables	Related Party Receivable/Payable
LMP Note Receivables	Related Party Receivable/Payable
Metro Note Receivables	Related Party Receivable/Payable
Officer Note Receivable	Related Party Receivable/Payable
RMR Note Payable	Related Party Receivable/Payable
Note Payables	Related Party Receivable/Payable
EUQT Note Receivable	Related Party Receivable/Payable
FF Note Receivable	Related Party Receivable/Payable
Note Receivables	Related Party Receivable/Payable

See Accompanying Report Dated August 13, 2021.

Exhibit D

Exhibit D

Securities and Exchange Commission, Plaintiff,
v.
Complete Business Solutions Group, Inc. d/b/a Par Funding et. al., Defendants.
CASE NO. 9:20-cv-81205
UNITED STATES DISTRICT COURT
SOUTHERN DISTRICT OF FLORIDA

Related Parties

Party	Relationship to Par Funding	Source
1530 Christian Street LLC	Checks from this entity are signed by Lisa McElhone.	Bank Records
1932 Spruce St LLC	Operated out of the same location as Par Funding.	Pennsylvania Corporation
20 N 3rd St LLC	Included on financials as Due from Related Party. FSP leased office space from this entity.	CBSG 2017 Audited Financials
205 Arch St Management LLC	FSP leased property from entity listed as a Related Party in the financials. Checks from this entity are signed by Lisa McElhone.	CBSG 2017 Audited Financials / Bank Records
242 S 21st Note Receivable	Operated out of the same location as Par Funding. Checks from this entity are signed by Lisa McElhone.	Pennsylvania Corporation Search / Bank Records
4633 Walnut Note Receivables	Operated out of the same location as Par Funding.	Pennsylvania Corporation
715 Sansom St LLC	Operated out of the same location as Par Funding. Checks from this entity are signed by Lisa McElhone.	Pennsylvania Corporation Search / Bank Records
803 S 4th Street	Included on financials as Due from Related Party.	CBSG 2017 Audited Financials
ABetterFinancialPlan.com	Par Funding Agent Fund.	SEC Complaint
ALB Management	Owned by Joseph Cole Barleta, used to receive consulting fees from Par Funding.	SEC Complaint / Joseph C. Barleta Deposition
Beta Abigail Inc	Owned by Joseph Cole Barleta, used to receive consulting fees from Par Funding.	SEC Complaint / Joseph C. Barleta Deposition
Dean Vagnozzi	Sole Owner of ABFP, a Par Funding Agent Fund who solicited investors to invest in Par Funding.	SEC Complaint
Eagle Six Consultants, Inc ("ESC")	Affiliated to CBSG due to common ownership. ESC performed general management and executive level business operations of the day to day operations in exchange for a consulting fee.	CBSG 2017 Audited Financials
Fast Advance Funding ("FAF")	Included on financials as Due from Related Party	CBSG 2017 Audited Financials
Fidelis Financial Planning ("FFP")	Fidelis is a pooled financial fund created for the purpose of raising investor funds for Par Funding.	SEC Complaint
Full Spectrum Processing ("FSP")	Employees and officers operate Par Funding, owned by Lisa McElhone	SEC Complaint
Heritage Business Consulting, Inc ("HBC")	Affiliated to CBSG due to common ownership. HBC performed general management and executive level business operations of the day to day operations in exchange for a consulting fee.	CBSG 2017 Audited Financials
Joseph Cole Barleta	CFO of Par Funding / Full Spectrum.	SEC Complaint / Joseph C. Barleta Deposition
Joseph LaForte	Founder of Par Funding.	SEC Complaint
Lacquer Lounge. Inc.	Nail Salon owned by Lisa McElhone. FSP managed the QuickBooks for this entity but Lisa ran the day-to-day transactions and maintained the checkbook.	Pennsylvania Corporation Search / James Klenk Deposition.
Lisa McElhone	CEO, Sole Employee and signatory on all bank accounts.	SEC Complaint
LM Property Management	Included on financials as Due from Related Party. Entity oversaw the properties owned by Lisa McElhone and did maintenance type	CBSG 2017 Audited Financials / James Klenk Deposition
LME Family Trust 2017	Owner of Par Funding.	SEC Complaint
Metro Physical Medicine Group	Included on financials as Due from Related Party.	CBSG 2017 Audited Financials
Michael Furman	President of Fidelis Financial Planning and United Fidelis Group.	SEC Complaint
New Field Ventures, LLC	Owned by Perry S. Abbonizio.	SEC Complaint / Joseph C. Barleta Deposition
Perry S. Abbonizio	Owner and Managing Partner of Par Funding, responsible for bringing in investment capital.	SEC Complaint
Recruiting & Marketing Resources, Inc ("RMR")	Owned by Joseph LaForte. Par Funding has an agreement in which Par Funding pays commissions for new funding amount to clients brought in by RMR. FSP leased office space from this entity. Lisa McElhone listed as owner in the Pennsylvania Corporation Search.	SEC Complaint / CBSG 2017 Audited Financials / Pennsylvania Corporation Search
United Fidelis	Management Company of Fidelis Financial Planning.	SEC Complaint

See Accompanying Report Dated August 13, 2021

Exhibit E

Period	Funding Count	AVG Funding	Factor Rate AVG ¹	Avg Term	Monthly Factor% ²	Wire Total	Funded Total	New AR	AR Total ³	Factoring Losses ⁴	Funding Exposure ⁵	Exposure % ⁴	Total Deposits	Average Daily Deposit	Total ACH Payment	Returned ACH Total	Return %
2013	358	\$ 29,535.63	1.35	120	6.1%	\$ 10,573,755.28	\$ 13,881,429.51	\$ 18,799,487.42	\$ 5,688,670.71	\$ 1,300,265.50	\$ 468,013.05	4.4%	\$ 10,144,412.62	\$ 40,519.15	\$ 7,774,763.57	\$ 501,380.77	6.4%
2014	979	\$ 17,298.00	1.33	94	7.4%	\$ 16,934,746.07	\$ 23,948,076.36	\$ 31,918,202.93	\$ 9,778,474.37	\$ 1,622,534.74	\$ 354,874.39	2.1%	\$ 21,657,990.43	\$ 84,225.44	\$ 14,900,902.48	\$ 1,073,079.75	7.2%
2015	703	\$ 40,736.23	1.35	115	6.3%	\$ 28,637,566.39	\$ 36,979,392.91	\$ 49,800,669.92	\$ 17,615,473.88	\$ 3,041,476.26	\$ (169,804.75)	-0.6%	\$ 33,579,213.04	\$ 133,316.47	\$ 25,248,409.50	\$ 993,864.43	3.9%
2016	1,087	\$ 62,618.09	1.34	132	5.4%	\$ 68,065,864.62	\$ 97,740,554.02	\$ 130,981,255.68	\$ 59,067,326.39	\$ 5,541,535.34	\$ 203,272.18	0.3%	\$ 64,548,823.71	\$ 257,306.77	\$ 54,943,260.82	\$ 1,795,928.41	3.3%
2017	2,036	\$ 93,838.93	1.36	139	5.4%	\$ 191,056,059.69	\$ 271,633,681.34	\$ 370,302,596.53	\$ 177,067,138.86	\$ 12,564,294.70	\$ 2,357,051.07	1.2%	\$ 174,600,565.32	\$ 700,045.64	\$ 135,869,631.33	\$ 6,750,035.98	5.0%
2018	3,383	\$ 100,674.68	1.36	124	6.1%	\$ 340,582,444.82	\$ 471,403,953.34	\$ 642,192,480.47	\$ 305,910,444.75	\$ 33,534,406.50	\$ 4,745,845.88	1.4%	\$ 350,666,989.25	\$ 1,397,436.51	\$ 251,173,901.67	\$ 15,735,352.66	6.3%
2019 - Jan	334	\$ 77,437.29	1.34	144	4.9%	\$ 25,864,055.52	\$ 36,176,265.15	\$ 48,385,444.62	\$ 313,546,855.41	\$ 1,864,994.92	\$ 335,018.71	1.3%	\$ 27,552,044.52	\$ 1,312,002.12	\$ 23,643,851.53	\$ 1,409,298.88	6.0%
2019 - Feb	293	\$ 96,440.57	1.30	120	5.2%	\$ 28,257,086.80	\$ 36,598,668.58	\$ 47,631,070.64	\$ 327,228,270.63	\$ 1,081,775.31	\$ (93,232.22)	-0.3%	\$ 25,197,661.19	\$ 1,326,192.69	\$ 21,480,118.89	\$ 1,331,454.65	6.2%
2019 - Mar	403	\$ 70,812.97	1.31	108	5.9%	\$ 28,537,625.10	\$ 35,395,487.45	\$ 46,298,554.32	\$ 332,808,186.10	\$ 2,271,698.46	\$ 9,610.72	0.0%	\$ 29,145,670.64	\$ 1,387,889.08	\$ 24,841,630.20	\$ 1,233,001.38	5.0%
2019 - Apr	382	\$ 65,177.23	1.38	107	7.4%	\$ 24,897,703.18	\$ 54,790,870.81	\$ 75,593,816.52	\$ 342,465,691.48	\$ 991,621.12	\$ 154,659.34	0.6%	\$ 30,296,449.40	\$ 1,377,111.34	\$ 27,039,451.52	\$ 1,171,326.27	4.3%
2019 - May	358	\$ 84,598.29	1.31	105	6.2%	\$ 30,286,186.06	\$ 34,549,293.21	\$ 45,342,925.10	\$ 344,000,270.70	\$ 2,553,917.12	\$ (14,262.84)	0.0%	\$ 31,515,625.52	\$ 1,432,528.43	\$ 28,004,677.68	\$ 1,273,984.50	4.5%
2019 - Jun	448	\$ 66,554.38	1.32	107	6.2%	\$ 29,816,360.59	\$ 50,272,532.63	\$ 66,205,402.20	\$ 350,253,767.37	\$ 1,585,887.15	\$ 26,413.85	0.1%	\$ 27,039,054.73	\$ 1,351,952.74	\$ 25,344,984.02	\$ 1,544,254.31	6.1%
2019 - Jul	414	\$ 78,423.95	1.32	104	6.4%	\$ 32,467,514.92	\$ 40,589,278.65	\$ 53,486,821.19	\$ 361,976,660.11	\$ 2,591,860.57	\$ 537,395.64	1.7%	\$ 30,292,477.42	\$ 1,376,930.79	\$ 28,290,298.08	\$ 1,239,976.80	4.4%
2019 - Aug	393	\$ 92,023.94	1.29	106	5.7%	\$ 36,165,409.59	\$ 86,508,636.22	\$ 111,391,920.86	\$ 382,030,257.80	\$ 9,033,837.09	\$ 718,053.01	2.0%	\$ 28,588,170.57	\$ 1,299,462.30	\$ 31,513,628.86	\$ 1,757,649.67	5.6%
2019 - Sep	457	\$ 107,197.00	1.34	108	6.5%	\$ 48,989,028.80	\$ 101,415,205.39	\$ 135,772,548.34	\$ 412,789,245.16	\$ 5,870,130.67	\$ (1,946,110.49)	-4.0%	\$ 42,784,608.28	\$ 2,139,230.41	\$ 29,856,760.48	\$ 1,798,086.15	6.0%
2019 - Oct	497	\$ 80,794.42	1.33	101	6.8%	\$ 40,154,829.14	\$ 52,551,508.23	\$ 69,935,149.43	\$ 423,514,559.10	\$ 2,222,330.76	\$ 167,075.96	0.4%	\$ 40,807,674.25	\$ 1,854,894.28	\$ 35,711,367.09	\$ 1,813,977.58	5.1%
2019 - Nov	527	\$ 56,885.40	1.34	97	7.2%	\$ 29,978,607.59	\$ 63,668,091.09	\$ 85,000,457.22	\$ 432,400,304.26	\$ 5,223,938.48	\$ 1,015,324.01	3.4%	\$ 37,278,536.15	\$ 1,962,028.22	\$ 33,548,315.34	\$ 2,171,390.47	6.5%
2019 - Dec	585	\$ 69,540.66	1.32	95	7.1%	\$ 40,681,284.12	\$ 51,067,496.28	\$ 67,633,578.32	\$ 441,728,644.35	\$ 3,442,462.16	\$ 236,782.49	0.6%	\$ 42,717,695.90	\$ 2,034,176.00	\$ 37,092,755.53	\$ 2,154,560.69	5.8%
2020 - Jan	885	\$ 61,504.04	1.32	98	6.8%	\$ 54,431,075.98	\$ 62,940,210.05	\$ 83,016,014.59	\$ 470,676,683.52	\$ 2,113,642.73	\$ (329,616.49)	-0.6%	\$ 40,179,540.45	\$ 1,913,311.45	\$ 35,696,117.94	\$ 2,236,913.14	6.3%
2020 - Feb	945	\$ 51,126.14	1.32	94	7.0%	\$ 48,314,206.31	\$ 71,565,901.30	\$ 94,198,717.52	\$ 486,804,522.38	\$ 2,520,421.33	\$ 34,942.92	0.1%	\$ 41,528,592.00	\$ 2,185,715.37	\$ 35,689,927.33	\$ 1,768,645.73	5.0%
2020 - Mar	476	\$ 60,799.24	1.31	93	6.9%	\$ 28,940,439.63	\$ 42,189,095.57	\$ 55,116,974.54	\$ 478,940,624.39	\$ 3,471,928.32	\$ (275,770.90)	-1.0%	\$ 41,636,586.48	\$ 1,892,572.11	\$ 38,800,651.12	\$ 3,349,551.51	8.6%
2020 - Apr	92	\$ 122,080.11	1.34	88	8.0%	\$ 11,231,369.75	\$ 27,277,893.61	\$ 33,745,378.17	\$ 412,669,652.16	\$ 39,588,501.59	\$ 4,565,355.67	40.6%	\$ 29,155,289.98	\$ 1,325,240.45	\$ 25,509,683.25	\$ 2,037,300.66	8.0%
2020 - May	250	\$ 48,416.34	1.33	86	8.0%	\$ 12,104,083.89	\$ 17,495,968.95	\$ 22,802,422.29	\$ 400,221,204.89	\$ 2,203,312.74	\$ 614,491.01	5.1%	\$ 27,500,491.83	\$ 1,375,024.59	\$ 23,377,450.34	\$ 711,564.10	3.0%
2020 - June	407	\$ 59,781.39	1.32	92	7.2%	\$ 24,331,025.68	\$ 37,524,490.25	\$ 46,395,307.03	\$ 402,382,550.85	\$ 1,940,496.65	\$ 570,429.30	2.3%	\$ 29,420,598.68	\$ 1,337,299.94	\$ 25,978,802.62	\$ 1,838,687.42	7.1%
16,692	\$ 73,765.78	1.33	107	6.5%	\$ 1,231,298,329.52	\$ 1,818,163,980.90	\$ 2,431,947,195.85	\$ 148,177,270.21	\$ 14,285,811.51	1.2%	\$ 1,257,834,762.35	\$ 1,021,331,341.19	\$ 57,691,265.91	5.6%			

¹ Weighted average of factor rate in respective month based on total funding commitment per transaction.

² The proportionate monthly factor rate average in respective month based on AVG Funding divided by AVG Term.

³ Reflects month end AR balance not including outstanding funding liabilities or deferral of revenue.

⁴ Factoring Losses realized in respective month equal to total AR balance for transactions written off against Factoring Loss reserve.

⁵ Cumulative exposure, as determined by funding amount minus collected payments, at the time that transactions were written off in the respective month to Factoring Losses.

Exhibit F

10:47 AM
08/07/21
Accrual Basis

Complete Business Solutions Group Inc.

Exhibit F.1

Balance Sheet

As of July 27, 2020

	Dec 31, 11	Dec 31, 12	Dec 31, 13	Dec 31, 14	Dec 31, 15	Dec 31, 16	Dec 31, 17	Dec 31, 18	Dec 31, 19	Jul 27, 20
ASSETS										
Current Assets										
Checking/Savings	-9,584.35	32,333.34	123,960.63	239,640.67	752,529.76	2,270,602.13	10,219,763.86	10,151,019.62	40,854,320.62	23,052,968.65
Accounts Receivable	0.00	1,782,059.35	5,688,670.71	9,778,474.37	17,615,473.88	59,067,326.39	177,067,138.86	305,910,444.75	442,009,327.62	419,028,880.83
Other Current Assets										
Account for Credit Transfer	0.00	0.00	0.00	0.00	0.00	0.00	0.00	0.00	0.00	-253.91
Accrued Fees	0.00	0.00	0.00	0.00	0.00	0.00	-499,000.00	0.00	0.00	0.00
Contra Deferred Revenue	0.00	0.00	0.00	0.00	0.00	499,996.00	1,154,539.00	0.00	0.00	0.00
Deferred Interest Expense	0.00	0.00	0.00	0.00	0.00	-452,537.03	-2,146,537.40	-2,804,322.99	-6,664,680.70	-6,664,680.70
EUQO Capital Investment	0.00	0.00	0.00	0.00	0.00	0.00	0.00	0.00	6,213,000.00	6,307,924.05
Factoring Loss Reserve	0.00	0.00	0.00	0.00	0.00	-4,735,168.89	-15,688,834.06	-23,901,300.72	-28,859,366.06	22,889,525.17
Funding Receivables	7,013.73	161,695.96	174,540.82	233,316.34	606,057.29	-7,464,366.28	-37,721,389.24	-50,654,230.79	-32,917,854.83	-28,620,700.25
Note Receivables										
20 N 3rd St Note Receivables	0.00	0.00	0.00	0.00	0.00	0.00	520,580.35	638,667.25	638,667.25	638,667.25
803 Note Receivables	0.00	0.00	0.00	11,561.22	36,715.95	36,715.95	364.12	3,103.08	3,103.08	3,103.08
CFS Note Receivables	0.00	0.00	0.00	0.00	0.00	0.00	0.00	6,871.70	2,416,711.28	11,436,693.51
EUQT Note Receivable	0.00	0.00	0.00	0.00	0.00	0.00	0.00	0.00	0.00	40,223.43
FAF Note Receivables	0.00	0.00	0.00	37,516.94	17,328.04	-44,250.00	117,432.00	-3,076.18	340,135.63	-60,188.45
FF Note Receivable	0.00	0.00	0.00	0.00	0.00	0.00	0.00	10,571.93	0.00	0.00
LL Note Receivables	0.00	-6,000.00	86,845.80	84,361.40	122,999.58	12,000.00	12,000.00	12,000.00	0.00	0.00
LMP Note Receivables	0.00	0.00	0.00	0.00	0.00	0.00	0.00	0.00	0.00	701.94
Metro Note Receivables	0.00	0.00	0.00	0.00	31,084.53	65,739.81	25,000.00	0.00	0.00	0.00
MSBF Note Receivables	0.00	0.00	0.00	0.00	1,395,125.00	0.00	0.00	0.00	0.00	0.00
Officer Note Receivable	0.00	14,345.34	-46,421.02	-6,799.77	-94,374.67	33,733.07	768,857.88	0.00	3,068.20	24,414.05
Stone Harbor Note Receivables	0.00	0.00	0.00	0.00	0.00	0.00	0.00	0.00	36,083.37	36,083.37
VS Note Receivables	0.00	0.00	0.00	0.00	0.00	0.00	0.00	0.00	0.00	-354.29
Total Note Receivables	0.00	8,345.34	40,424.78	126,639.79	1,508,878.43	103,938.83	1,444,234.35	668,137.78	3,437,768.81	12,119,343.89
Prepaid Credit Insurance	0.00	0.00	0.00	0.00	0.00	0.00	0.00	501,743.91	771,961.75	771,961.75
Prepaid Processing Costs	0.00	0.00	0.00	0.00	0.00	904,351.00	1,420,228.00	1,933,764.00	3,088,733.24	3,088,733.24
Property Loan	0.00	0.00	49,467.32	0.00	0.00	0.00	0.00	0.00	0.00	0.00
Unapplied Deposit	0.00	0.00	0.00	0.00	0.00	0.00	0.00	-1,203.03	-9,125.53	-12,430.67
Undeposited Funds	0.00	0.00	1,778.10	0.00	25,125.00	0.00	900.00	15,702.71	1,014,975.90	109,425.23
Total Other Current Assets	7,013.73	170,041.30	266,211.02	359,956.13	2,140,060.72	-11,143,786.37	-52,035,859.35	-74,241,709.13	-53,924,587.42	9,988,847.80
Total Current Assets	-2,570.62	1,984,433.99	6,078,842.36	10,378,071.17	20,508,064.36	50,194,142.15	135,251,043.37	241,819,755.24	428,939,060.82	452,070,697.28
Fixed Assets	0.00	17,079.60	13,208.52	5,431.47	17,551.72	177,017.59	33,752.98	27,665.86	27,665.86	35,573.30
Other Assets										
Deferred Tax	0.00	0.00	0.00	0.00	0.00	-112,421.00	3,917,034.00	3,917,034.00	3,917,034.00	3,917,034.00
EUQO	0.00	0.00	0.00	0.00	0.00	0.00	0.00	0.00	0.00	180,949.39
Total Other Assets	0.00	0.00	0.00	0.00	0.00	-112,421.00	3,917,034.00	3,917,034.00	3,917,034.00	4,097,983.39
TOTAL ASSETS	-2,570.62	2,001,513.59	6,092,050.88	10,383,502.64	20,525,616.08	50,258,738.74	139,201,830.35	245,764,455.10	432,883,760.68	456,204,253.97
LIABILITIES & EQUITY										
Liabilities										
Current Liabilities										
Accounts Payable	0.00	0.00	0.00	0.00	0.00	0.00	145.20	7,559.88	481,120.22	495,813.31
Credit Cards	0.00	0.00	21,990.62	23,917.13	13,974.88	16,854.94	63,211.77	58,017.38	38,199.00	52,188.55

See Accompanying Report Dated August 13, 2020.

10:47 AM
08/07/21
Accrual Basis

Complete Business Solutions Group Inc.

Exhibit F.1

Balance Sheet

As of July 27, 2020

	Dec 31, 11	Dec 31, 12	Dec 31, 13	Dec 31, 14	Dec 31, 15	Dec 31, 16	Dec 31, 17	Dec 31, 18	Dec 31, 19	Jul 27, 20
Other Current Liabilities										
Accounts Payable - Pre Receiver	0.00	0.00	0.00	0.00	0.00	0.00	0.00	0.00	-3,513.85	-6,268.43
Accrued Consulting Expense	0.00	0.00	0.00	0.00	0.00	2,918,770.00	10,631,074.00	8,991,599.08	9,887,731.33	0.00
Accrued Legal Reserve/ Expenses	0.00	0.00	0.00	0.00	0.00	0.00	0.00	0.00	0.00	-1,534,432.29
Accrued Taxes	0.00	0.00	535,962.00	1,433,312.00	3,439,224.00	0.00	2,360,590.00	-4,000,000.00	-5,000,000.00	-8,000,000.00
Accrued Payroll & Taxes	0.00	0.00	0.00	0.00	0.00	0.00	0.00	0.00	2,268.00	0.00
Client Funding Payables										
CS 2000 Funding Payables	0.00	0.00	0.00	0.00	327,631.37	1,624,808.62	131,249.81	88,222.32	97,110.25	723,704.62
Deferred Revenue										
Allowance for Deferred Revenue	0.00	0.00	0.00	0.00	0.00	-962,314.00	-2,405,480.00	-4,469,293.94	-6,336,735.07	-6,336,735.07
Deferred Revenue - Other	0.00	0.00	0.00	0.00	0.00	7,764,011.00	23,662,757.00	31,575,109.00	47,867,345.01	47,867,345.01
Total Deferred Revenue	0.00	0.00	0.00	0.00	0.00	6,801,697.00	21,257,277.00	27,105,815.06	41,530,609.94	41,530,609.94
Joint Funding	0.00	0.00	25,693.20	271,107.82	1,919,787.66	3,559,489.31	6,775,987.32	24,269,070.58	24,150,879.86	22,571,675.49
Total Client Funding Payables	0.00	0.00	25,693.20	271,107.82	2,247,419.03	11,985,994.93	28,164,514.13	51,463,107.96	65,778,600.05	64,825,990.05
Deferred Processing Income	0.00	0.00	0.00	0.00	0.00	0.00	663,253.00	0.00	0.00	0.00
Loans Payable	0.00	1,804,500.00	4,017,965.60	4,869,413.00	6,920,150.00	26,699,550.00	97,047,075.00	173,043,710.00	341,153,977.39	366,101,849.11
Note Payables	0.00	-49,151.60	117,501.37	662,216.78	887,483.04	-534,190.35	-988,854.43	-1,188,016.88	-5,974,195.99	-8,871,198.91
Prepaid Consulting	0.00	0.00	0.00	0.00	0.00	0.00	-1,323,767.00	-9,819.00	0.00	0.00
Total Other Current Liabilities	0.00	1,755,348.40	4,697,122.17	7,236,049.60	13,494,276.07	41,070,124.58	136,553,884.70	228,300,581.16	405,844,866.93	412,515,939.53
Total Current Liabilities	0.00	1,755,348.40	4,719,112.79	7,259,966.73	13,508,250.95	41,086,979.52	136,617,241.67	228,366,158.42	406,364,186.15	413,063,941.39
Total Liabilities	0.00	1,755,348.40	4,719,112.79	7,259,966.73	13,508,250.95	41,086,979.52	136,617,241.67	228,366,158.42	406,364,186.15	413,063,941.39
Equity										
AAA	0.00	0.00	-8,682.74	0.00	0.00	0.00	0.00	0.00	0.00	0.00
Opening Balance Equity	150.00	0.00	0.00	0.00	0.00	0.00	0.00	0.00	0.00	0.00
Retained Earnings	0.00	0.00	341,224.62	1,381,620.83	3,123,535.91	11,303,254.78	9,171,759.22	-11,715,411.32	-7,623,493.65	15,869,574.53
Net Income	-2,720.62	246,165.19	1,040,396.21	1,741,915.08	3,893,829.22	-2,131,495.56	-6,587,170.54	29,113,708.00	34,143,068.18	27,270,738.05
Total Equity	-2,570.62	246,165.19	1,372,938.09	3,123,535.91	7,017,365.13	9,171,759.22	2,584,588.68	17,398,296.68	26,519,574.53	43,140,312.58
TOTAL LIABILITIES & EQUITY	-2,570.62	2,001,513.59	6,092,050.88	10,383,502.64	20,525,616.08	50,258,738.74	139,201,830.35	245,764,455.10	432,883,760.68	456,204,253.97

See Accompanying Report Dated August 13, 2020.

Complete Business Solutions Group Inc.

Profit & Loss

November 1, 2011 through July 27, 2020

	Nov - Dec 11	Jan - Dec 12	Jan - Dec 13	Jan - Dec 14	Jan - Dec 15	Jan - Dec 16	Jan - Dec 17	Jan - Dec 18	Jan - Dec 19	Jan 1 - Jul 27, 20	TOTAL
Ordinary Income/Expense											
Income											
Factoring Fee Income	0.00	772,499.46	5,452,417.49	8,373,425.95	13,427,521.92	21,598,988.53	66,609,332.25	123,378,492.01	169,211,488.44	69,508,240.97	478,332,407.02
Interest Income	0.00	0.00	42.07	0.00	0.00	0.00	0.00	0.00	0.00	0.00	42.07
Merchant Processor Commissions	0.00	0.00	1,182.03	31,014.69	4,399.25	0.00	0.00	0.00	0.00	0.00	36,595.97
Processing Fee Income	0.00	0.00	0.00	0.00	63,582.56	515,400.66	758,367.42	5,599,919.39	5,081,602.50	2,334,922.13	14,353,794.66
Program Fee Income	0.00	0.00	44,712.00	182,064.82	486,839.39	598,662.32	1,837,702.32	4,107,345.66	4,224,601.02	3,534,194.35	15,016,121.88
Recovered Receivables Income	0.00	0.00	0.00	0.00	0.00	425,993.11	286,762.58	454,320.65	1,100,915.67	1,206,720.82	3,474,712.83
Total Income	0.00	772,499.46	5,498,353.59	8,586,505.46	13,982,343.12	23,139,044.62	69,492,164.57	133,540,077.71	179,618,607.63	76,584,078.27	511,213,674.43
Gross Profit	0.00	772,499.46	5,498,353.59	8,586,505.46	13,982,343.12	23,139,044.62	69,492,164.57	133,540,077.71	179,618,607.63	76,584,078.27	511,213,674.43
Expense											
Advertising & Promotions	0.00	2,923.97	828.84	17,899.03	2,876.24	8,273.57	100,802.01	104,199.10	241,767.04	146,532.41	626,102.21
Automobile Expense	0.00	605.19	28,937.68	65,123.67	72,932.61	52,038.80	53,088.06	49,559.40	8,123.44	1,310.97	331,719.82
Bank Fees	9.99	17,889.28	15,734.39	39,688.10	44,949.23	114,063.96	230,243.92	354,258.40	577,493.29	271,285.70	1,665,616.26
Charitable Donations	0.00	0.00	0.00	0.00	0.00	20,250.00	0.00	35,000.00	15,000.00	10,490.30	80,740.30
Computer and Internet Expenses	0.00	8,732.73	35,689.99	97,915.19	126,223.32	138,263.33	345,460.15	252,545.66	138,925.81	375,361.31	1,519,117.49
Continuing Education	0.00	0.00	0.00	4,598.00	0.00	0.00	0.00	0.00	0.00	0.00	4,598.00
Factoring Losses	0.00	0.00	1,264,465.50	1,696,034.64	3,262,494.70	8,713,601.36	20,580,713.48	33,944,059.11	36,684,346.35	0.00	106,145,715.14
Filing Fee	0.00	1,729.20	4,485.16	3,789.99	2,587.35	6,682.91	8,984.10	92,715.41	690.35	14,958.42	136,622.89
Gifts	0.00	0.00	197.99	0.00	3,652.82	51,523.48	725.97	1,758.28	2,857.49	2,453.83	63,169.86
Insurance Expense	30.63	959.18	546.00	3,252.21	2,780.53	15,098.89	19,711.15	264,413.09	79,190.60	169,338.71	555,320.99
Investment Expense	0.00	0.00	0.00	108,682.74	0.00	0.00	0.00	0.00	0.00	0.00	108,682.74
Janitorial	180.00	2,696.32	3,418.39	14,526.53	16,794.98	23,261.79	53,621.42	4,025.90	4,026.00	9,708.41	132,259.74
Leads	0.00	12,525.00	21,458.22	5,705.00	6,920.20	70,889.53	71,646.85	194,351.21	33,687.94	6,523.01	423,706.96
Legal Fees											
Collections Expense	0.00	0.00	0.00	96,460.22	162,222.56	182,427.42	415,770.70	434,478.52	761,494.37	403,217.05	2,456,070.84
Legal Fees - Other	0.00	10,000.00	56,522.82	67,874.38	79,752.08	139,917.00	156,673.90	285,617.01	514,216.19	2,751,041.89	4,061,615.27
Total Legal Fees	0.00	10,000.00	56,522.82	164,334.60	241,974.64	322,344.42	572,444.60	720,095.53	1,275,710.56	3,154,258.94	6,517,686.11
Licenses & Fees	0.00	243.75	1,742.19	1,605.00	0.00	0.00	0.00	0.00	0.00	0.00	3,590.94
Maintenance & Repairs	0.00	1,474.00	683.05	6,494.65	21,510.69	14,287.29	10,882.02	15,359.18	16,372.79	6,130.55	93,194.22
Meals and Entertainment	0.00	9,995.62	62,348.52	62,144.14	72,007.86	116,363.09	138,529.11	68,154.42	22,856.49	11,758.41	564,157.66
Merchant Account Fees	0.00	0.00	1,236.85	1,707.15	1.21	198.28	-665.34	1,897.51	3,438.50	-3,466.44	4,347.72
Moving Expense	0.00	0.00	8,035.22	1,740.00	7,151.80	2,160.91	2,697.83	2,162.82	6,532.50	0.00	30,481.08
Office Supplies	0.00	9,800.25	19,407.50	16,351.32	39,961.58	71,153.52	122,006.60	65,934.07	18,402.05	30,290.55	393,307.44
Payroll Expenses											
Employee Wages	0.00	12,846.14	205,761.28	240,840.92	418,412.42	607,738.20	0.00	0.00	6,923.08	0.00	1,492,522.04
Officer Wages	0.00	13,461.54	91,816.45	59,999.94	0.00	0.00	0.00	0.00	189,528.76	182,874.52	537,681.21
Officer Withholdings	0.00	0.00	23,878.46	0.00	0.00	0.00	0.00	0.00	0.00	0.00	23,878.46
Payroll Processing	0.00	397.00	3,562.15	3,057.36	-124.21	0.00	0.00	0.00	0.00	-45,000.00	-38,107.70
Payroll Taxes											
Fed Unemployment	0.00	119.08	233.48	336.00	503.98	634.07	0.00	0.00	0.00	42.00	1,868.61
FL Unemployment	0.00	0.00	0.00	0.00	0.00	0.00	0.00	0.00	189.00	189.00	378.00
Medicare	0.00	381.48	3,827.02	4,362.20	6,067.09	8,812.39	0.00	0.00	2,748.16	2,651.63	28,849.97
PA Unemployment	0.00	771.94	1,776.87	2,488.26	3,618.45	3,435.90	0.00	0.00	42.00	0.00	12,133.42
Social Security	0.00	1,631.08	15,699.12	18,652.14	24,651.25	36,098.63	0.00	0.00	8,239.78	8,537.38	113,509.38
Payroll Taxes - Other	0.00	0.00	935.45	0.00	0.00	0.00	0.00	0.00	204.00	-204.00	935.45
Total Payroll Taxes	0.00	2,903.58	22,471.94	25,838.60	34,840.77	48,980.99	0.00	0.00	11,422.94	11,216.01	157,674.83
Payroll Expenses - Other	0.00	0.00	0.00	0.00	0.00	0.00	0.00	0.00	2,064.00	-2,064.00	0.00

See Accompanying Report Dated August 13, 2020.

10:46 AM
08/07/21
Accrual Basis

Complete Business Solutions Group Inc.

Exhibit F.2

Profit & Loss

November 1, 2011 through July 27, 2020

	Nov - Dec 11	Jan - Dec 12	Jan - Dec 13	Jan - Dec 14	Jan - Dec 15	Jan - Dec 16	Jan - Dec 17	Jan - Dec 18	Jan - Dec 19	Jan 1 - Jul 27, 20	TOTAL
Total Payroll Expenses	0.00	29,608.26	347,490.28	329,736.82	453,128.98	656,719.19	0.00	0.00	209,938.78	147,026.53	2,173,648.84
Postage and Delivery	0.00	0.00	1,037.96	1,100.41	2,153.13	7,050.50	23,140.01	18,472.86	2,875.07	3,346.54	59,176.48
Processing Expense	0.00	0.00	0.00	0.00	0.00	0.00	1,044,568.00	4,132,093.48	2,343,240.29	-38,520.07	7,481,381.70
Professional Fees	0.00	114,633.35	82,841.75	9,315.00	745.00	25,492.00	74,700.23	282,313.27	562,375.70	577,181.81	1,729,598.11
Reconciling Unknown	0.00	0.00	0.00	0.00	0.00	0.00	0.00	0.00	863,482.72	7,627.25	871,109.97
Rent Expense	0.00	26,849.38	113,612.32	159,056.52	242,547.66	233,008.58	152,290.55	121,954.23	148,028.41	116,764.25	1,314,111.90
Subcontractor Expense											
Commissions	2,500.00	53,626.00	383,899.85	830,963.06	840,712.94	1,991,538.74	6,022,587.07	10,009,278.37	13,712,771.39	8,471,638.98	42,319,516.40
Consulting											
HBC	0.00	0.00	0.00	230,000.00	640,000.00	0.00	0.00	0.00	0.00	0.00	870,000.00
JDJSL	0.00	62,700.00	256,404.00	364,542.50	181,800.00	2,100.00	0.00	0.00	0.00	0.00	867,546.50
V.R.	0.00	0.00	34,016.90	0.00	0.00	0.00	0.00	0.00	0.00	0.00	34,016.90
Consulting - Other	0.00	11,732.47	16,100.00	4,544.58	0.00	8,637,954.15	34,453,227.90	26,606,613.40	27,636,405.86	3,885,491.31	101,252,069.67
Total Consulting	0.00	74,432.47	306,520.90	599,087.08	821,800.00	8,640,054.15	34,453,227.90	26,606,613.40	27,636,405.86	3,885,491.31	103,023,633.07
Subcontractor Expense - Other	0.00	0.00	0.00	37,230.00	0.00	49,189.68	360,387.35	105,177.54	19,300.00	13,800.00	585,084.57
Total Subcontractor Expense	2,500.00	128,058.47	690,420.75	1,467,280.14	1,662,512.94	10,680,782.57	40,836,202.32	36,721,069.31	41,368,477.25	12,370,930.29	145,928,234.04
Telephone Expense	0.00	1,149.69	14,898.95	11,520.79	13,867.07	25,650.17	37,407.70	56,008.93	13,644.14	3,583.10	177,730.54
Temporary Help	0.00	330.00	0.00	0.00	0.00	0.00	0.00	0.00	0.00	0.00	330.00
Travel Expense	0.00	13,683.96	10,153.40	41,270.65	27,469.74	58,145.65	108,353.52	58,498.55	65,706.57	170,854.74	554,136.78
Uncategorized Expenses	0.00	0.00	0.00	0.00	-1.00	0.00	0.00	0.00	958,960.66	0.00	958,959.66
Underwriting Expense	0.00	0.00	26,077.14	25,365.90	34,710.92	57,319.92	187,020.42	358,983.81	347,197.89	119,437.56	1,156,113.56
Utilities	0.00	1,916.73	3,520.58	11,918.46	10,610.13	8,077.94	15,774.97	8,725.47	10,213.02	6,474.16	77,231.46
Total Expense	2,720.62	395,804.33	2,815,791.44	4,368,156.65	6,372,564.33	21,492,701.65	64,790,349.65	77,928,609.00	86,023,561.70	17,691,641.24	281,881,900.61
Net Ordinary Income	-2,720.62	376,695.13	2,682,562.15	4,218,348.81	7,609,778.79	1,646,342.97	4,701,814.92	55,611,468.71	93,595,045.93	58,892,437.03	229,331,773.82
Other Income/Expense											
Other Expense											
Amortization Expense	0.00	0.00	0.00	0.00	0.00	6,415.21	0.00	0.00	0.00	0.00	6,415.21
Depreciation Expense	0.00	19,986.00	47,461.00	0.00	18,847.00	20,984.91	6,087.12	6,087.12	0.00	0.00	119,453.15
Fines & Penalties Expense	0.00	0.00	0.00	0.00	0.00	0.00	499,000.00	0.00	0.00	129.00	499,129.00
Interest Expense	0.00	110,543.94	1,047,652.19	1,511,606.87	1,621,516.19	3,613,754.42	12,384,442.28	28,278,236.68	56,714,486.69	24,520,399.01	129,802,638.27
Tax Expense											
Federal Tax Expense	0.00	0.00	535,962.00	897,350.00	2,005,912.00	0.00	-1,668,865.00	-1,595,380.00	0.00	1,000,000.00	1,174,979.00
State Tax Expense	0.00	0.00	0.00	0.00	0.00	0.00	0.00	-192,061.00	0.00	0.00	-192,061.00
Tax Expense - Other	0.00	0.00	11,090.75	67,476.86	69,674.38	136,683.99	68,321.06	877.91	2,737,491.06	6,101,170.97	9,192,786.98
Total Tax Expense	0.00	0.00	547,052.75	964,826.86	2,075,586.38	136,683.99	-1,600,543.94	-1,786,563.09	2,737,491.06	7,101,170.97	10,175,704.98
Total Other Expense	0.00	130,529.94	1,642,165.94	2,476,433.73	3,715,949.57	3,777,838.53	11,288,985.46	26,497,760.71	59,451,977.75	31,621,698.98	140,603,340.61
Net Other Income	0.00	-130,529.94	-1,642,165.94	-2,476,433.73	-3,715,949.57	-3,777,838.53	-11,288,985.46	-26,497,760.71	-59,451,977.75	-31,621,698.98	-140,603,340.61
Net Income	-2,720.62	246,165.19	1,040,396.21	1,741,915.08	3,893,829.22	-2,131,495.56	-6,587,170.54	29,113,708.00	34,143,068.18	27,270,738.05	88,728,433.21

See Accompanying Report Dated August 13, 2020.

Exhibit G

Securities and Exchange Commission, Plaintiff,
v.
Complete Business Solutions Group, Inc. d/b/a Par Funding et. al. , Defendants.
CASE NO. 9:20-cv-81205
UNITED STATES DISTRICT COURT
SOUTHERN DISTRICT OF FLORIDA

Par Funding Investor Receipts and Disbursements (Note 1)

Source: Par Funding QuickBooks

General Ledger Account	Investor Name	Receipts	Disbursements	Net Funds
Investor - ABFP	ABFP Income Funds	\$128,625,600.38	\$ 39,271,780.99	\$89,353,819.39
Investor - AGCF	AGM Capital Fund	73,479,056.17	15,972,279.17	57,506,777.00
Investor - MSI	Merchant Services Income Fund LLC	31,774,919.00	12,295,100.00	19,479,819.00
Investor - CIF	Capricorn Income Fund 1 LLC	32,257,711.16	13,589,100.00	18,668,611.16
Investor - ACH	Albert Chehebar	15,500,000.00	-	15,500,000.00
Investor - ISH	Isaac Shehebar	15,400,000.00	400,000.00	15,000,000.00
Investor - PIF	Pisces Fund LLC	14,902,100.00	-	14,902,100.00
Investor - REV	Retirement Evolution Income Fund	15,074,990.00	3,275,000.00	11,799,990.00
Investor - SIF	Sherpa 1 Income Fund LLC	10,512,200.00	1,432,000.00	9,080,200.00
Investor - MNF	MCA National Fund LLC	12,600,000.00	3,578,000.00	9,022,000.00
Investor - STF	STFG Income Fund LLC	9,572,680.00	1,466,700.00	8,105,980.00
Investor - FID	Fidelis Financial Planning LLC	12,098,000.00	4,643,000.00	7,455,000.00
Investor - LWM	LWM Equity Fund / LWM Income Fund	12,188,924.80	5,419,335.00	6,769,589.80
Investor - JKA	KMT Capital Partners LLC	6,200,000.00	300,000.00	5,900,000.00
Investor - GCH	GEMJ Chehebar GRAT, LLC	5,000,000.00	400,000.00	4,600,000.00
Investor - MMI	Titan Holdings LLC	4,590,000.00	-	4,590,000.00
Investor - NAS	Nashi Inc.	5,305,000.00	730,000.00	4,575,000.00
Investor - MID	Mid Atlantic MCA Fund LLC	7,610,500.00	3,115,000.00	4,495,500.00
Investor - SPIF	Spartan Income Fund	4,499,850.00	644,500.00	3,855,350.00
Investor - MMIF	Mariner MCA Income Fund LLC	3,848,735.00	635,000.00	3,213,735.00
Investor - ECH	Ezra Chehebar	3,120,000.00	-	3,120,000.00
Investor - JTE	Jack Terzi	3,000,000.00	-	3,000,000.00
Investor - MCH	Michael Chehebar LLC	3,000,000.00	-	3,000,000.00
Investor - WFU	Wellen Fund 1, LLC	3,371,800.00	1,054,500.00	2,317,300.00
Investor - GAM	GAMED LLC	2,000,000.00	-	2,000,000.00
Investor - GNI	Gary Nitsche	2,000,000.00	-	2,000,000.00
Investor - IBE	Isaac Bennet Sales Agencies Inc.	2,000,000.00	-	2,000,000.00
Investor - RCI	Roger Cisco	2,000,000.00	-	2,000,000.00
Investor - BLU	Blue Stream Income Fund	2,953,600.00	1,053,650.00	1,899,950.00
Investor - DON	Daniel O'Neill	1,700,000.00	-	1,700,000.00
Investor - CAP	Cape Cod Income Fund	2,997,501.00	1,346,351.00	1,651,150.00
Investor - ESH	Ezra Shehebar	1,600,000.00	-	1,600,000.00
Investor - DAK	Dakota Joy Holdings LLC	1,500,000.00	-	1,500,000.00
Investor - GRIF	GR8 Income Funds LLC	1,380,000.00	-	1,380,000.00
Investor - MKOF	MK One Income Fund LLC	1,618,625.00	264,850.00	1,353,775.00
Investor - JCH	GEMJ Chehebar GRAT, LLC / Joann Chiavon	1,400,000.00	100,000.00	1,300,000.00
Investor - SHE	Sherpa 1 Income Fund LLC	3,101,000.00	1,830,500.00	1,270,500.00
Investor - THU	Timothy Hughes	2,169,375.01	1,000,000.00	1,169,375.01
Investor - MAR	Mariner Income Funding, LLC / Mariner MCA Income Fund LLC	4,300,000.00	3,188,000.00	1,112,000.00
Investor - PGI	Patrick Gibbons	2,481,950.00	1,421,750.00	1,060,200.00
Investor - DCI	Daniel A. Cistone	1,050,000.00	-	1,050,000.00
Investor - SWI	Steven Wittmer	1,004,000.00	-	1,004,000.00
Investor - RCH	Richard Chera	1,000,000.00	-	1,000,000.00
Investor - SEZ	She'erit Ezra Inc	1,000,000.00	-	1,000,000.00
Investor - RAZR	RAZR MCA Fund LLC	1,129,150.32	141,850.00	987,300.32
Investor - DWI	David S. Wiggins	1,800,000.00	1,000,000.00	800,000.00
Investor - KSM	Karen Smith	725,000.00	-	725,000.00

Securities and Exchange Commission, Plaintiff,
v.
Complete Business Solutions Group, Inc. d/b/a Par Funding et. al. , Defendants.
CASE NO. 9:20-cv-81205
UNITED STATES DISTRICT COURT
SOUTHERN DISTRICT OF FLORIDA

Par Funding Investor Receipts and Disbursements (Note 1)

Source: Par Funding QuickBooks

General Ledger Account	Investor Name	Receipts	Disbursements	Net Funds
Investor - VIF	Victory Income Fund	2,152,500.00	1,432,500.00	720,000.00
Investor - AHO	Alvin Holdings (Scott Pollock)	600,000.00	-	600,000.00
Investor - VKSM	VKS Management LLC	600,000.00	-	600,000.00
Investor - MME	Mark Mehok	930,000.00	350,000.00	580,000.00
Investor - JAL	Jose Alves	567,695.00	-	567,695.00
Investor - TJO	Thomas A. Jones	539,675.00	-	539,675.00
Investor - JFUN	Jax Fund, LLC	503,000.00	-	503,000.00
Investor - WWEF	WorkWell Fund I LLC	502,000.00	-	502,000.00
Investor - BSL	Bruce Slovin	750,000.00	250,000.00	500,000.00
Investor - DHA	Danielle Halabi	500,000.00	-	500,000.00
Investor - EHUS	Eric E. Husebo	500,000.00	-	500,000.00
Investor - JCA	Jason Cartwright	600,000.00	100,000.00	500,000.00
Investor - MGIF	Merchant Growth & Income Funding LLC	500,000.00	-	500,000.00
Investor - RFR	Lindsay Blake Inc.	700,000.00	200,000.00	500,000.00
Investor - SMO	Stephen Mooney	500,000.00	-	500,000.00
Other Investor Liabilities	Terry Fitzpatrick, Judith Abbruzzese, Milton Fam and Mid Atlantic MCA Fund LLC	1,020,000.00	540,000.00	480,000.00
Investor - EHU	Ed Hurd	450,000.00	-	450,000.00
Investor - ACA	Alan Candell	1,022,857.43	610,250.00	412,607.43
Investor - PBU	Peter Burns	550,000.00	150,000.00	400,000.00
Investor - SCU	Stephen Cushmore	315,000.00	-	315,000.00
Investor - MFF	Merchant Factoring Income Fund	4,469,100.00	4,167,000.00	302,100.00
Investor - RCA	Rosemary Camponovo	400,000.00	100,000.00	300,000.00
Investor - ACAL	Alfred Cali	250,000.00	-	250,000.00
Investor - PAB	Perry Abbonizio	250,000.00	-	250,000.00
Other Investors	MLJ Associates LLC, Gregory Michelli, Mark Jones, Nick Dellacamera, James Walsworth and Barbara Yoder	547,500.00	335,000.00	212,500.00
Investor -JIF	Jade Fund LLC	201,000.00	-	201,000.00
Investor - BEH	Bruce Ehrensaal	200,000.00	-	200,000.00
Investor - EDE	Edward Destefano	200,000.00	-	200,000.00
Investor - MCIF	MCA Carolina Income Fund	350,000.00	150,000.00	200,000.00
Investor - RRO	Renee Romagnole	200,000.00	-	200,000.00
Investor - EST	Edward Destefano	300,000.00	200,000.00	100,000.00
Investor - KHAR	Kyle Schweiker Hard non - GST Trust	100,000.00	-	100,000.00
Investor - MBE	Michael Berkowitz	100,000.00	-	100,000.00
Investor - RGO	Robert Goggin / Jack Lane	670,000.00	587,809.00	82,191.00
Investor - HGR	Howard Greenberg	400,000.00	350,000.00	50,000.00
Investor - RRE	Renee Romagnole	50,000.00	-	50,000.00
Investor - MMC	Michael McCarthy	50,000.00	5,000.00	45,000.00
Investor - LKI	Lisa King	115,000.00	100,000.00	15,000.00
Investor - ZGU	Zhong Jiu Guo	300,010.00	300,000.00	10.00
Investor - JBRA	Jack W. Bradley	720,000.00	720,000.00	-
Investor - 75B	75 Bittersweet LP	250,000.00	250,000.00	-
Investor - ABA	April Bain	100,000.00	100,000.00	-
Investor - ABER	Arthur J. Berger	200,000.00	200,000.00	-
Investor - AFA	Keli M Falco	300,000.00	300,000.00	-
Investor - AGU	Anthony Gustaitis	200,000.00	200,000.00	-

Securities and Exchange Commission, Plaintiff,
v.
Complete Business Solutions Group, Inc. d/b/a Par Funding et. al. , Defendants.
CASE NO. 9:20-cv-81205
UNITED STATES DISTRICT COURT
SOUTHERN DISTRICT OF FLORIDA

Par Funding Investor Receipts and Disbursements (Note 1)

Source: Par Funding QuickBooks

General Ledger Account	Investor Name	Receipts	Disbursements	Net Funds
Investor - ALP	Aquetong Limited Partnership	200,000.00	200,000.00	-
Investor - AME	Allen Metzger	200,000.00	200,000.00	-
Investor - API	Angela Pitwood	200,000.00	200,000.00	-
Investor - ARA	Antonio Rabaca	200,000.00	200,000.00	-
Investor - ARAN	Alphonso Randolph	200,000.00	200,000.00	-
Investor - AWE	Allison Weinkranz	40,000.00	40,000.00	-
Investor - BBR	Bruce Henry Bryant	200,000.00	200,000.00	-
Investor - BJO	Barry Jones	200,000.00	200,000.00	-
Investor - BMC	Bruce McKenzie	200,000.00	200,000.00	-
Investor - BRE	Barbara Reiner	125,000.00	125,000.00	-
Investor - CAB	Carl Abbonizio	100,000.00	100,000.00	-
Investor - CDE	Colleen Deininger	300,000.00	300,000.00	-
Investor - CHA	Charles Hallinan	2,050,000.00	2,050,000.00	-
Investor - CJO	Christopher Joyce	250,000.00	250,000.00	-
Investor - CMC	Craig A. McFoy	400,000.00	400,000.00	-
Investor - CPA	Christopher Panaro	150,000.00	150,000.00	-
Investor - CPAL	Catherine Palmer	400,000.00	400,000.00	-
Investor - CSC	Craig C. Scott	300,000.00	300,000.00	-
Investor - CTO	Charles Tomasco	75,000.00	75,000.00	-
Investor - DBO	Daniel G. Boyle	200,000.00	200,000.00	-
Investor - DBR	David J Bryant	200,000.00	200,000.00	-
Investor - DBR	Darin Brindisi	100,000.00	100,000.00	-
Investor - DFI	Donald Finch	50,000.00	50,000.00	-
investor - DGL	Dennis Gliem	100,000.00	100,000.00	-
Investor - DKA	Daniel Kane	263,000.00	263,000.00	-
Investor - DLI	Dilip Limaye	200,000.00	200,000.00	-
Investor - DMI	David Mills	100,000.00	100,000.00	-
Investor - DPO	David Pond	200,000.00	200,000.00	-
Investor - DSI	Daniel Siegel	450,000.00	450,000.00	-
Investor - DSN	Donna Snyder	100,000.00	100,000.00	-
Investor - DST	Donna Stelman	100,000.00	100,000.00	-
Investor - DYA	Daniel Yarosh	514,000.00	514,000.00	-
Investor - ECA	Edward Callan Jr	200,000.00	200,000.00	-
Investor - EFI	Edward Fischer	200,000.00	200,000.00	-
Investor - EIN	Energy Industries Inc	240,000.00	240,000.00	-
Investor - ELA	Eric Labiak	100,000.00	100,000.00	-
Investor - ESA	Eleanor Sabbagh	200,000.00	200,000.00	-
Investor - ETE	Edward Tefft	200,000.00	200,000.00	-
Investor - EVI	Eleftherios Vitalis	200,000.00	200,000.00	-
Investor - FCA	Fran Cassidy	200,000.00	200,000.00	-
Investor - FGR	Frank Greene	400,000.00	400,000.00	-
Investor - FJA	Faisal Jameel (Altvestments Capital LLC)	250,000.00	250,000.00	-
Investor - FMS	Foundation Settlement Management	1,156,500.00	1,156,500.00	-
Investor - FRI	Frank Rinaudo Jr	250,000.00	250,000.00	-
Investor - FTH	Front and Thurlow LP	100,000.00	100,000.00	-
Investor - FVA	Fiorindo A. Vagnozzi	210,000.00	210,000.00	-
Investor - GCA	George Richard Carr	200,000.00	200,000.00	-
Investor - GCO	Glen Cole	200,000.00	200,000.00	-
Investor - GFR	Gene Franchesina	100,000.00	100,000.00	-

Securities and Exchange Commission, Plaintiff,
v.
Complete Business Solutions Group, Inc. d/b/a Par Funding et. al. , Defendants.
CASE NO. 9:20-cv-81205
UNITED STATES DISTRICT COURT
SOUTHERN DISTRICT OF FLORIDA

Par Funding Investor Receipts and Disbursements (Note 1)

Source: Par Funding QuickBooks

General Ledger Account	Investor Name	Receipts	Disbursements	Net Funds
Investor - GMI	Gary Miniman	230,000.00	230,000.00	-
Investor - GOH	Gerard O'hara	600,000.00	600,000.00	-
Investor - GSP	Gregory J. Spadea	251,000.00	251,000.00	-
Investor - JBE	Jack Belli	300,000.00	300,000.00	-
Investor - JBO	Joseph Bowen	300,000.00	300,000.00	-
Investor - JBR	Joseph Brock	100,000.00	100,000.00	-
Investor - JBU	James A. Burke	250,000.00	250,000.00	-
Investor - JCE	Joseph Cellini	225,000.00	225,000.00	-
Investor - JCI	Joseph R. Cistone	250,000.00	250,000.00	-
Investor - JDE	Jeff T. Dearie	500,000.00	500,000.00	-
Investor - JDI	Joseph Dilorenzo	250,000.00	250,000.00	-
Investor - JGA	Jan Garber	209,000.00	209,000.00	-
Investor - JHO	John Hogan	200,000.00	200,000.00	-
Investor - JLE	Joseph M. Levy	750,000.00	750,000.00	-
Investor - JMI	John Midash	100,000.00	100,000.00	-
Investor - JNEW	Jeffrey D. Newby	200,000.00	200,000.00	-
Investor - JQU	John Quarino	200,000.00	200,000.00	-
Investor - JQUI	John Quirk	433,000.00	433,000.00	-
Investor - JSI	John Sisko	260,000.00	260,000.00	-
Investor - JTA	Jeffrey M Traver	300,000.00	300,000.00	-
Investor - JWE	Jan Welch	100,000.00	100,000.00	-
Investor - KBU	Kathy Burns	100,000.00	100,000.00	-
Investor - KFA	Kathleen Farina	520,000.00	520,000.00	-
Investor - KHA	Kevin Hahn	521,600.00	521,600.00	-
Investor - KHO	Kevin Hodges	70,000.00	70,000.00	-
Investor - KMU	Kara Murray	200,000.00	200,000.00	-
Investor - KPR	Kimberly Pringle	175,000.00	175,000.00	-
Investor - KST	Karl Storm	235,750.00	235,750.00	-
Investor - LDI	Linda J. Diorio	65,000.00	65,000.00	-
Investor - LGU	Lawrence R. Guthrie Trust	590,000.00	590,000.00	-
Investor - LRO	Lisa Rosche	200,000.00	200,000.00	-
Investor - LTH	Thomas Lucca	200,000.00	200,000.00	-
Investor - LZW	Linda Zwiren	200,000.00	200,000.00	-
Investor - MAB	Mark Abate	250,000.00	250,000.00	-
Investor - MAS	Matthew Asplundh	200,000.00	200,000.00	-
Investor - MAU	Mary Austin	100,000.00	100,000.00	-
Investor - MBEE	Marie T. Beebe	250,000.00	250,000.00	-
Investor - MBR	Mark Brogan	250,000.00	250,000.00	-
Investor - MCO	Michael Copskey	500,000.00	500,000.00	-
Investor - MDE	Michael Des Garennes	100,000.00	100,000.00	-
Investor - MDO	Mariellen Doig	200,000.00	200,000.00	-
Investor - MDU	Mary R. Dugery	100,000.00	100,000.00	-
Investor - MED	MEDE II Holdings LP	300,000.00	300,000.00	-
Investor - MFI	Melanie Fischer	620,000.00	620,000.00	-
Investor - MGU	Marie Gustafson	100,000.00	100,000.00	-
Investor - MHO	Matthew Hood	300,000.00	300,000.00	-
Investor - MHOD	Margaret Hodges	30,000.00	30,000.00	-
Investor - MKA	Michael Katz	100,000.00	100,000.00	-
Investor - MKE	Marcy Kershner	213,000.00	213,000.00	-

Securities and Exchange Commission, Plaintiff,
v.
Complete Business Solutions Group, Inc. d/b/a Par Funding et. al. , Defendants.
CASE NO. 9:20-cv-81205
UNITED STATES DISTRICT COURT
SOUTHERN DISTRICT OF FLORIDA

Par Funding Investor Receipts and Disbursements (Note 1)

Source: Par Funding QuickBooks

General Ledger Account	Investor Name	Receipts	Disbursements	Net Funds
Investor - MNY	Mark Aaron Nye	200,000.00	200,000.00	-
Investor - MPR	Michelle Price Bene	200,000.00	200,000.00	-
Investor - MSA	Michael Santiago - Donoho	200,000.00	200,000.00	-
Investor - MSC	Michael Schaffer	200,000.00	200,000.00	-
Investor - MSH	Mitchell Howard Sher	250,000.00	250,000.00	-
Investor - MTA	Matt Talbot	200,000.00	200,000.00	-
Investor - NGA	Nancy Geserick	245,500.00	245,500.00	-
Investor - NRO	Nellie Bowers Roop	183,600.00	183,600.00	-
Investor - OIM	Osagie O. Imasogie	100,000.00	100,000.00	-
Investor - P3J	P3J LLC / Michael and Jonathan Goldner	149,955.00	149,955.00	-
Investor - PDE	Phil Delfonte	100,000.00	100,000.00	-
Investor - PDU	Peter Dugery	100,000.00	100,000.00	-
Investor - PFI	Dillon D. Jordan	400,000.00	400,000.00	-
Investor - PHO	Peter Holmes	200,000.00	200,000.00	-
Investor - PRA	Rathnaker Patlola	100,000.00	100,000.00	-
Investor - PRO	Patricia Files Rodriguez	200,000.00	200,000.00	-
Investor - PSM	Pamela Smith	300,000.00	300,000.00	-
Investor - PWE	Peter Westhead	200,000.00	200,000.00	-
Investor - RAN	Ronald W. Anderson	200,000.00	200,000.00	-
Investor - RBA	Richard & Christine Basile	257,000.00	257,000.00	-
Investor - RCO	Robert Coccoli	200,000.00	200,000.00	-
Investor - REA	Raymond Easterby	100,000.00	100,000.00	-
Investor - RFI	Ruth Finney	200,000.00	200,000.00	-
Investor - RFRA	Ronald Fratantoni	102,500.00	102,500.00	-
Investor - RGA	Richard Gawarzewski	350,000.00	350,000.00	-
Investor - RGR	Ronald Gray	200,000.00	200,000.00	-
Investor - RHU	Robert Hughes	250,000.00	250,000.00	-
Investor - RKE	Richard Kearney	200,000.00	200,000.00	-
Investor - RLO	Robert Lombardo	470,000.00	470,000.00	-
Investor - RMU	Ralph M. Muldoon	300,000.00	300,000.00	-
Investor - RPL	Robert Plunkett (Biz Buy Solutions)	200,000.00	200,000.00	-
Investor - RPR	Ronald Prisco	233,500.00	233,500.00	-
Investor - RSH	Richard Schillingsburg	200,000.00	200,000.00	-
Investor - RUN	Real Underwear Inc	250,000.00	250,000.00	-
Investor - RWA	Richard Walker	300,000.00	300,000.00	-
Investor - RWI	Richard Wisiniewski	200,000.00	200,000.00	-
Investor - SAN	Stephen Anderson	200,000.00	200,000.00	-
Investor - SAN	Sands Revocable Trust	200,000.00	200,000.00	-
Investor - SBR	Stephen Bradley	245,500.00	245,500.00	-
Investor - SCH	St. Richards Church	500,000.00	500,000.00	-
Investor - SDO	Sam Domino Jr.	250,000.00	250,000.00	-
Investor - SFA	Stephen Farber	500,000.00	500,000.00	-
Investor - SFR	Steven Frei	200,000.00	200,000.00	-
Investor - SKR	Steven Krevitz	350,000.00	350,000.00	-
Investor - SLI	Sharon Limaye Foundation	300,000.00	300,000.00	-
Investor - SMA	Scott D. Marlowe	100,000.00	100,000.00	-
Investor - SMA	Alex Sanchez	200,000.00	200,000.00	-
Investor - SNA	SSN Services Inc Defined Benefit Plan	100,000.00	100,000.00	-
Investor - SPR	Scott Price	300,000.00	300,000.00	-

Securities and Exchange Commission, Plaintiff,
v.
Complete Business Solutions Group, Inc. d/b/a Par Funding et. al. , Defendants.
CASE NO. 9:20-cv-81205
UNITED STATES DISTRICT COURT
SOUTHERN DISTRICT OF FLORIDA

Par Funding Investor Receipts and Disbursements (Note 1)

Source: Par Funding QuickBooks

General Ledger Account	Investor Name	Receipts	Disbursements	Net Funds
Investor - SRA	Sergio Rabaca	200,000.00	200,000.00	-
Investor - SVE	Peacock Laboratories, Inc.	100,000.00	100,000.00	-
investor - SWE	Steven Weinkranz	60,000.00	60,000.00	-
Investor - SWH	Sheryl Whitlock	227,000.00	227,000.00	-
Investor - TCHR	Toby J Chrostowski	250,000.00	250,000.00	-
Investor - TCU	Timothy Curran	100,000.00	100,000.00	-
Investor - TGR	Maureen Green	500,000.00	500,000.00	-
Investor - TMC	Todd A. McFoy	200,000.00	200,000.00	-
Investor - TMO	Thomas Monahan	200,000.00	200,000.00	-
Investor - TON	Timothy Onley	209,000.00	209,000.00	-
Investor - TQU	Thomas Quirk	225,700.00	225,700.00	-
Investor - TRO	Terry Rosche	100,000.00	100,000.00	-
Investor - TROD	Tobey Rodier	100,000.00	100,000.00	-
Investor - VCL	Vick Clesi	50,000.00	50,000.00	-
Investor - VHA	Victoria Hahn	90,700.00	90,700.00	-
Investor - VHU	Valerie M. Hughes	200,000.00	200,000.00	-
Investor - WAU	William Austin	100,000.00	100,000.00	-
Investor - WBR	Mainstar Trust, Custodian FBO	100,000.00	100,000.00	-
Investor - WDE	Willam Denton	100,000.00	100,000.00	-
Investor - WFL	William Fleisher	125,000.00	125,000.00	-
Investor - WMO	William Morrison	150,000.00	150,000.00	-
Investor - SCA	Steven Carnwath	200,000.00	200,000.00	-
Investor - JBA	James Basara	110,000.00	113,100.00	(3,100.00)
Investor - DVA	Dean J. Vagnozzi	637,000.00	652,500.00	(15,500.00)
Investor - EDR	Edward Drea	134,500.00	150,000.00	(15,500.00)
Investor - EPA	Edward Passamonti	300,000.00	315,500.00	(15,500.00)
Investor - JSO	John & Anita Somplasky	625,000.00	640,500.00	(15,500.00)
Investor - LEL	Lonna Ellis	170,000.00	185,500.00	(15,500.00)
Investor - PMO	Phillip Mowry	500,000.00	515,500.00	(15,500.00)
Investor - TCH	Thomas Chaves	300,000.00	315,500.00	(15,500.00)
Investor - TEL	Thomas Elsasser	185,000.00	200,500.00	(15,500.00)
Investor - WCO	William Conklin	185,000.00	200,500.00	(15,500.00)
Investor - ABE	Albert Betz	200,000.00	223,250.00	(23,250.00)
Investor - DFE	David F. Fenske	266,750.00	290,000.00	(23,250.00)
Investor - RLI	Robert Lindelow	150,000.00	173,250.00	(23,250.00)
Investor - PRE	Performance Resources LLC	300,000.00	331,633.53	(31,633.53)
Investor - JLI	James M. Livecchi	400,000.00	445,000.00	(45,000.00)
Investor - GMO	George Mortelliti	902,500.00	1,047,500.00	(145,000.00)
Investor - RLL	Rainer & Lloyd Associates LLC	100,000.00	300,000.00	(200,000.00)
Investor - SST	Stephen Strauss	350,000.00	710,000.00	(360,000.00)
MSBF Investors	Main Street Business Funding	-	360,000.00	(360,000.00)
Total		\$ 547,230,160	\$ 178,682,344	\$ 368,547,817

Securities and Exchange Commission, Plaintiff,
v.
Complete Business Solutions Group, Inc. d/b/a Par Funding et. al. , Defendants.
CASE NO. 9:20-cv-81205
UNITED STATES DISTRICT COURT
SOUTHERN DISTRICT OF FLORIDA

Par Funding Investor Receipts and Disbursements (Note 1)

Source: Par Funding QuickBooks

General Ledger Account	Investor Name	Receipts	Disbursements	Net Funds
------------------------	---------------	----------	---------------	-----------

Note 1) The Net Receipts and Disbursements represents cash receipts and disbursements recorded in the general ledger. This does not agree to the outstanding investor liability reflected in the general ledger due to journal entries recorded transferring or reassigning the liability to a different investor account and in some instances the addition of accrued interest expense.

See Accompanying Report Dated August 13, 2021.

Exhibit H

Securities and Exchange Commission, Plaintiff,
v.
Complete Business Solutions Group, Inc. d/b/a Par Funding et. al., Defendants.
CASE NO. 9:20-cv-81205
UNITED STATES DISTRICT COURT
SOUTHERN DISTRICT OF FLORIDA

Par Funding Annual Cash Reconstruction Summary
For the Period November 2, 2011 Through July 27, 2020
Net Receipts and Disbursements by Year

Source: Cash Reconstruction

KM Category	2011	2012	2013	2014	2015	2016	2017	2018	2019	Jan - Mar 2020	Pre-Pandemic Total	Apr - July 2020	Grand Total
Investor Activity													
Receipts from Investors	\$ -	\$ 1,835,000	\$ 2,340,000	\$ 2,262,875	\$ 3,827,000	\$ 23,069,255	\$ 72,985,310	\$ 114,865,585	\$ 256,138,447	\$ 69,906,688	\$ 547,230,160	\$ -	\$ 547,230,160
Principal Repayments	-	(117,500)	(325,500)	(1,652,659)	(2,062,634)	(1,514,855)	(3,372,750)	(38,864,450)	(86,623,180)	(32,101,317)	(166,634,844)	(12,047,500)	(178,682,344)
Interest Paid to Investors	-	(110,544)	(712,618)	(1,271,911)	(1,369,729)	(2,704,417)	(9,845,738)	(26,520,213)	(51,693,404)	(17,645,198)	(111,873,772)	(6,456,576)	(118,330,348)
Investor Activity Total	-	1,606,956	1,301,882	(661,695)	394,637	18,849,983	59,766,822	49,480,922	117,821,864	20,160,173	268,721,544	(18,504,075)	250,217,469
MCA Activity													
MCA Disbursements to Joint Funders	-	-	(104,157)	(1,440,771)	(3,286,101)	(9,791,082)	(12,557,910)	(29,537,111)	(53,169,690)	(13,698,211)	(123,585,033)	(15,427,017)	(139,012,050)
MCA Disbursements to MCA Clients	-	(2,326,308)	(9,811,944)	(18,578,445)	(30,298,596)	(66,015,568)	(179,593,990)	(306,060,379)	(372,526,733)	(118,219,758)	(1,103,431,721)	(79,930,401)	(1,183,362,123)
MCA Receipts from Joint Funders	-	25,000	1,395,542	2,904,276	4,804,529	15,956,435	49,511,835	57,377,220	11,011,421	142,986,258	12,577,060	155,563,318	
MCA Receipts from MCA Clients	-	1,158,950	10,221,777	21,616,199	33,774,995	64,731,679	164,266,903	300,961,575	371,434,274	121,282,967	1,089,449,318	117,258,917	1,206,708,236
MCA Activity Total	-	(1,167,358)	330,675	2,992,526	3,094,574	(6,270,442)	(11,928,562)	14,875,920	3,115,070	376,420	5,418,822	34,478,559	39,897,382
Business Expenses													
Consulting/Commission Fees to Other Entities	(2,500)	(123,159)	(576,566)	(641,283)	(426,098)	(2,484,407)	(6,594,230)	(10,649,588)	(13,735,915)	(6,393,321)	(41,627,066)	(2,372,871)	(43,999,937)
Consulting/Commission Fees to Related	-	(4,900)	-	(230,000)	(640,000)	(4,821,800)	(24,356,637)	(26,052,140)	(23,586,775)	(9,212,824)	(88,905,076)	(4,480,438)	(93,385,514)
Other Operating Expenses	(71)	(278,188)	(764,293)	(1,217,597)	(1,716,104)	(2,369,469)	(3,108,562)	(9,400,221)	(12,525,406)	(5,184,626)	(36,564,536)	(13,148,730)	(49,713,266)
Business Expenses Total	(2,571)	(406,246)	(1,340,858)	(2,088,879)	(2,782,202)	(9,675,676)	(34,059,430)	(46,101,950)	(49,848,096)	(20,790,771)	(167,096,678)	(20,002,039)	(187,098,717)
Other Disbursements													
Other Note Receivable/Payable	-	-	-	-	-	-	-	101,764	110,904	-	212,668	354	213,022
Other Related Party Payments	-	(8,610)	(91,816)	(41,866)	180,000	648,333	(434,729)	(434,729)	(6,879,583)	(231,988)	(7,294,989)	(113,915)	(7,408,903)
Related Party Receivable/Payable	-	17,176	(108,255)	(84,405)	(381,134)	(2,034,126)	(5,394,940)	(3,690,672)	(8,595,068)	(1,395,502)	(21,666,925)	(1,128,568)	(22,795,493)
Equity Distribution	-	-	-	-	-	-	-	(14,300,000)	(25,021,790)	(6,150,000)	(45,471,790)	(4,500,000)	(49,971,790)
Other Disbursements Total	-	8,566	(200,071)	(126,271)	(201,134)	(1,385,792)	(5,829,669)	(18,323,637)	(40,385,537)	(7,777,490)	(74,221,036)	(5,742,128)	(79,963,164)
Account Activity Grand Total	\$ (2,571)	\$ 41,918	\$ 91,627	\$ 115,680	\$ 505,875	\$ 1,518,072	\$ 7,949,162	\$ (68,744)	\$ 30,703,301	\$ (8,031,668)	\$ 32,822,652	\$ (9,769,684)	\$ 23,052,969

See Accompanying Report Dated August 13, 2021.

Exhibit I

Securities and Exchange Commission, Plaintiff,
v.
Complete Business Solutions Group, Inc. d/b/a Par Funding et. al., Defendants.
CASE NO. 9:20-cv-81205
UNITED STATES DISTRICT COURT
SOUTHERN DISTRICT OF FLORIDA

**Par Funding Annual Cash Flow Summary
For the Period November 2, 2011 Through July 27, 2020**

Source: Cash Reconstruction

Category	2011	2012	2013	2014	2015	2016	2017	2018	2019	Jan - Mar 2020	Pre-Pandemic Total	Apr - July 2020	Grand Total
Beginning Cash	\$ -	\$ (2,571)	\$ 39,347	\$ 130,974	\$ 246,654	\$ 752,530	\$ 2,270,602	\$10,219,764	\$10,151,020	\$40,854,321	\$ -	\$32,822,652	\$ -
Cash flow from Merchant Advances	-	(1,167,358)	330,675	2,992,526	3,094,574	(6,270,442)	(11,928,562)	14,875,920	3,115,070	376,420	5,418,822	34,478,559	39,897,382
Interest Paid to Investors	-	(110,544)	(712,618)	(1,271,911)	(1,369,729)	(2,704,417)	(9,845,738)	(26,520,213)	(51,693,404)	(17,645,198)	(111,873,772)	(6,456,576)	(118,330,348)
Business Expenses (Note 1)	(2,571)	(406,246)	(1,340,858)	(2,088,879)	(2,782,202)	(9,675,676)	(34,059,430)	(46,101,950)	(49,848,096)	(20,790,771)	(167,096,678)	(20,002,039)	(187,098,717)
Operating Deficit	(2,571)	(1,684,149)	(1,722,802)	(368,265)	(1,057,357)	(18,650,535)	(55,833,729)	(57,746,242)	(98,426,429)	(38,059,549)	(273,551,628)	8,019,944	(265,531,684)
Funds from investors	-	1,835,000	2,340,000	2,262,875	3,827,000	23,069,255	72,985,310	114,865,585	256,138,447	69,906,688	547,230,160	-	547,230,160
Principal Repayments	-	(117,500)	(325,500)	(1,652,659)	(2,062,634)	(1,514,855)	(3,372,750)	(38,864,450)	(86,623,180)	(32,101,317)	(166,634,844)	(12,047,500)	(178,682,344)
Other Disbursements (Note 2)	-	8,566	(200,071)	(126,271)	(201,134)	(1,385,792)	(5,829,669)	(18,323,637)	(40,385,537)	(7,777,490)	(74,221,036)	(5,742,128)	(79,963,164)
Ending cash	\$(2,571)	\$ 39,347	\$ 130,974	\$ 246,654	\$ 752,530	\$ 2,270,602	\$10,219,764	\$10,151,020	\$40,854,321	\$32,822,652	\$ 32,822,652	\$23,052,969	\$ 23,052,969

Note 1) Business expenses include commission and consulting fees paid to related parties.

Note 2) Other disbursements include equity distributions, related party receivable/payable transactions, other related party payments and other note receivable/payable transactions.

See Accompanying Report Dated August 13, 2021.

Exhibit J

Securities and Exchange Commission, Plaintiff,
v.
Complete Business Solutions Group, Inc. d/b/a Par Funding et. al., Defendants.
CASE NO. 9:20-cv-81205
UNITED STATES DISTRICT COURT
SOUTHERN DISTRICT OF FLORIDA

Summary of Net Merchant Advance Activity by Funding Year per Individual Merchant Advance

Source: See footnotes

Row Ref	Funded Year	Transaction Year - Net Cash Inflow (Outflow) (Note 1)											Total Net Cash Inflow (Outflow) (Note 3)	MCA Funds Disbursed (Note 3)	Total Return	Original Funded Date						
		No Date	2012	2013	2014	2015	2016	2017	2018	2019	2020	2020				Active AR at 07/27/20 (Note 2)	Default AR at 07/27/20 (Note 2)	Total AR at 07/27/20 (Note 2)				
1	2012		\$ (863,499)	\$ 837,604	\$ 64,873	\$ 95,208	\$ 8,540	\$ 7,525	\$ 1,500	\$ 567			\$ 152,319	\$ 1,397,249	10.9%	\$ (0)	\$ 415,282	\$ 415,282				
2	2013	13,172		(1,788,889)	2,623,523	186,167	103,874	104,589	43,952	23,268	186,167	103,874	104,589	43,952	23,268	2,500	1,312,155	9,840,352	13.3%	282	1,790,196	1,790,478
3	2014				1,222,702	3,818,142	292,449	53,703	65,225	65,933	36,500	5,554,652	12,213,076	45.5%						153,998	2,082,364	2,236,361
4	2015	(2,817)				(1,480,336)	7,781,573	465,226	199,891	138,737	55,890	7,158,164	27,789,327	25.8%						594,761	4,046,233	4,640,993
5	2016	818						(12,687,941)	21,439,825	739,931	294,790	76,540	9,863,962	62,257,246	15.8%					2,665,508	8,072,589	10,738,097
6	2017	3,463							(28,915,905)	50,533,285	2,391,171	647,512	24,659,527	152,860,623	16.1%					6,779,671	30,732,794	37,512,465
7	2018	(89,684)								(53,649,913)	74,211,191	1,972,748	22,444,342	280,679,381	8.0%					43,683,517	52,230,552	95,914,069
8	2019	17,529								26,928	(58,108,609)	85,677,431	27,613,279	351,334,852	7.9%					180,300,390	30,676,299	210,976,689
9	2020	5,455										(50,687,884)	(50,682,429)	183,937,573	-27.6%					166,389,580	5,279,117	171,668,697
Total		\$ (52,063)	\$ (863,499)	\$ (951,285)	\$ 3,911,099	\$ 2,619,180	\$ (4,501,506)	\$ (6,845,038)	\$ (2,039,201)	\$ 19,017,047	\$ 37,781,236	\$ 48,075,971	\$ 1,082,309,679	4.4%						\$ 400,567,706	\$ 135,325,426	\$ 535,893,132

Notes:

- 1) Sources: Initial Disbursement amount and date derived from Portfolio Report by Funded Year (Net Amount Advanced & Funded Date, respectively). Repayments for each MCA Advance derived from MCA Suites transactional data and includes all transactions classified as 'Upload' and 'Manual' payments which identified cash activity.
- 2) Source: Par Funding - Customer Balance Summary by Funded Date 7/27/20.
- 3) MCA Suites includes all advances and repayments activity for Merchants regardless of Par Funding's participation percentage in such deals.

Exhibit K

Securities and Exchange Commission, Plaintiff,
v.
Complete Business Solutions Group, Inc. d/b/a Par Funding et. al., Defendants.
CASE NO. 9:20-cv-81205
UNITED STATES DISTRICT COURT
SOUTHERN DISTRICT OF FLORIDA

Summary of CBSG MCA Suites Activity for the period from 2012 through July 27, 2020

Source: MCA Suites						Total Advances and Repayments per MCA Suites		Cash Advances and Repayments per MCA Suites			Transactional Data per MCA Suites				AR Balance (Note 10)		
Category (Note 1)	Funded After 01/01/20	Total # of Deals (Note 2)	Deals with Reload (Note 3)	First Funding Date (Note 12)	Last Funding Date (Note 12)	A	B	C	D	E = D-C	F	G	H	I	J	K	L = J+k
						Advance Amount (Note 4)	Payback (Note 5)	Net Cash Advanced (Note 6)	Total Cash Repayments (Note 7)	Net Cash Surplus (Deficit)	Total Reload (Note 9)	Total Write-off (Note 8)	Total Fee (Note 8)	Total Collections 06/2020-07/27/2020 (Note 7)	Active A/AR	Default A/AR	Total A/AR
A	N	1,429	4	03/29/12	12/31/19	\$ 53,316,121	\$ 73,636,470	\$ 51,944,166	\$ 54,535,654	\$ 2,591,488	\$ 57,316	\$ 933,215	\$ 1,920,594	\$ 679,756	\$ 6,282,243	\$ 13,744,341	\$ 20,026,584
A	Y	1,263	2	01/02/20	07/27/20	32,720,051	43,904,889	31,770,941	21,919,553	(9,851,388)	1,942,230	545,998	243,100	7,675,728	18,417,946	1,322,990	19,740,937
A Total		2,692	6			86,036,172	117,541,359	83,715,107	76,455,207	(7,259,900)	1,999,546	1,479,214	2,163,694	8,355,484	24,700,189	15,067,332	39,767,521
B	N	13,730	-	06/01/12	12/31/19	222,685,210	309,466,876	200,408,335	221,151,466	20,743,131	21,060,746	3,545,680	2,473,547	31,220,494	39,579,850	70,800,345	
B	Y	4,385	-	01/02/20	07/27/20	46,586,801	61,371,525	45,748,529	32,285,422	(13,463,107)	637,558	247,233	7,863,468	25,521,045	3,176,328	28,697,373	
B Total		18,115	-			269,272,011	370,838,402	246,156,864	253,436,888	7,280,024	-	21,698,304	3,792,913	10,337,015	56,741,540	42,756,178	99,497,718
C	N	18,484	4,343	07/06/12	12/31/19	1,178,597,649	1,550,947,176	646,019,605	721,443,386	75,423,781	309,569,777	259,677,212	13,328,507	7,225,563	196,675,389	76,722,117	273,397,506
C	Y	2,458	436	01/02/20	07/27/20	203,409,194	259,864,827	106,418,103	79,050,168	(27,367,934)	58,875,291	654,364	1,944,234	27,656,080	122,450,588	779,799	123,230,387
C Total		20,942	4,779	07/09/32	07/28/40	1,382,006,843	1,810,812,003	752,437,708	800,493,555	48,055,847	368,445,068	260,331,576	15,272,741	34,881,643	319,125,978	77,501,916	396,627,894
Grand Total		41,749	4,785			\$ 1,737,315,026	\$ 2,299,191,763	\$ 1,082,309,679	\$ 1,130,385,650	\$ 48,075,971	\$ 370,444,613	\$ 283,509,094	\$ 21,229,348	\$ 53,574,142	\$ 400,567,706	\$ 135,325,426	\$ 535,893,132

Exhibit L

Securities and Exchange Commission, Plaintiff,

v.
 Complete Business Solutions Group, Inc. d/b/a Par Funding et. al., Defendants.
 CASE NO. 9:20-cv-81205
 UNITED STATES DISTRICT COURT
 SOUTHERN DISTRICT OF FLORIDA

Category A - Detail of CBSG MCA Suites Activity for the period from 2012 through July 27, 2020

Source: See footnotes

MCA Category (Note 1)	Merchant Grouping (Note 11)	Funded After 01/01/20	Merchant Name (Note 8)	First Funding Date (Note 12)	Last Funding Date (Note 12)	Month of Last Payment (Note 13)	Total Advances and Repayments per MCA Suites		Cash Advances and Repayments per MCA Suites			Transactional Data per MCA Suites				A/R Balance (Note 10)		
							Advance Amount (Note 4)	Payback (Note 5)	C	D	E = D-C	F	G	H	I	J	K	L = J+K
A	Platinum Radium	N	Platinum Radium	12/18/19	12/18/19	Jul-20	\$ 3,000,000	\$ 3,600,000	\$ 3,000,000	\$ 284,581	\$ (2,715,419)				\$ 62,000	\$ 3,315,419	\$ 3,315,419	
A	Taj Wholesale	Y	Taj Wholesale LLC	07/23/20	07/23/20	Jan-00	350,000	490,000	336,000		(336,000)					490,000	490,000	
A	Ygm Group	N	Ygm Group	10/16/17	10/16/17	Jul-20	250,000	355,000	247,832	37,854	(209,978)		75	1,500		317,221	317,221	
A	Neo Lights Holdings (Simkar)	N	Neo Lights Holdings (Simkar)	01/25/19	01/25/19	Mar-19	250,000	355,000	242,500	43,799	(198,701)			825		312,026	312,026	
A	Castlerock Properties	Y	Castlerock Properties	07/02/20	07/02/20	Jul-20	200,000	294,000	199,000	33,923	(165,077)			33,923		260,077	260,077	
A	Vertical Source	Y	Vertical Source	06/29/20	06/29/20	Jul-20	200,000	280,000	197,000	50,909	(146,091)		75	50,909		229,166	229,166	
A	R Tech Company	Y	R Tech Company	06/30/20	06/30/20	Jul-20	250,000	310,000	249,965	82,667	(167,298)			82,667		227,333	227,333	
A	Thayer Homes	Y	Thayer Homes	01/28/20	01/28/20	Jul-20	200,000	286,000	194,000	62,857	(131,143)		100	4,500		223,243	223,243	
A	Site Development Group	Y	Site Development Group	02/18/20	02/18/20	Jul-20	250,000	350,000	242,500	181,116	(61,384)		50,475	58,408		219,359	219,359	
A	Rue Rue Transportation	N	Rue Rue Transportation	05/31/18	05/31/18	Jul-20	200,000	296,000	194,000	107,500	(86,500)		675	3,500		189,175	189,175	
A	American Heritage Billiards	N	American Heritage Billiards	10/28/19	10/28/19	May-20	600,000	792,000	582,000	615,163	33,162		550			177,388	177,388	
A	Chabad of Southampton	Y	Chabad of Southampton	01/02/20	01/02/20	Jul-20	150,000	225,000	142,500	60,100	(82,400)		600	7,000		165,500	165,500	
A	Ocean Fruit and Supermarket	Y	Ocean Fruit and Supermarket	06/20/20	06/20/20	Jul-20	120,000	174,000	114,000	24,857	(89,143)			24,857		149,143	149,143	
A	Jose Joel Manalese DDS	Y	Jose Joel Manalese DDS	07/20/20	07/20/20	Jul-20	100,000	145,000	95,000	7,250	(87,750)			7,250		137,750	137,750	
A	Vantaggio Farming	Y	Vantaggio Farming	07/15/20	07/15/20	Jul-20	100,000	145,000	95,000	13,050	(81,950)			13,050		131,950	131,950	
A	Bahi Wholesale LLC	Y	Bahi Wholesale LLC	07/22/20	07/22/20	Jan-00	100,000	129,000	98,500		(98,500)					129,000	129,000	
A	Coastwide Electric Oneflight	Y	Coastwide Electric Oneflight	03/06/20	03/06/20	Jul-20	165,000	221,100	158,400	98,712	(59,688)		5,100	43,200		127,488	127,488	
A	International	N	International	12/27/19	12/27/19	Jul-20	600,000	840,000	582,000	717,500	135,500		100	143,500		122,600	122,600	
A	Tourmappers North America	Y	Tourmappers North America	01/10/20	01/10/20	Apr-20	150,000	208,500	145,500	87,720	(57,780)		600			121,380	121,380	
A	Ram Electrical Construction	Y	Ram Electrical Construction	06/26/20	06/26/20	Jul-20	100,000	145,000	95,000	29,000	(66,000)			29,000		116,000	116,000	
A	JNR Flooring	Y	JNR Flooring	03/27/20	03/27/20	Mar-20	100,000	120,000	100,000	4,000	(96,000)					116,000	116,000	
A	Select Recycling Waste Services	Y	Select Recycling Waste Services	02/13/20	02/13/20	Jul-20	150,000	208,500	144,000	92,975	(51,025)		200	36,900		115,725	115,725	
A	Transportation	Y	Motorcoach Class A Transportation	02/24/20	02/24/20	Jul-20	125,000	148,750	124,965	35,550	(89,415)		375	2,800		113,575	113,575	
A	Javig Holdings	Y	Javig Holdings	06/29/20	06/29/20	Jan-00	100,000	110,000	100,000		(100,000)					110,000	110,000	
A	Kaiser Construction	Y	Kaiser Construction (William D Kaiser)	07/17/20	07/17/20	Jul-20	75,000	108,750	71,250	6,920	(64,330)			6,920		101,830	101,830	
A	The Casery Inc	Y	The Casery Inc	01/27/20	01/27/20	Mar-20	100,000	139,000	100,000	38,722	(61,278)		450			100,728	100,728	
A	Be Clinical Incorporated	Y	Be Clinical Incorporated	01/23/20	01/23/20	Jul-20	125,000	173,750	121,250	77,780	(43,470)		300	15,000		96,270	96,270	
A	RSG	Y	RSG LLC (Rex Team Sports)	07/14/20	07/14/20	Jul-20	75,000	105,000	71,250	9,545	(61,705)			9,545		95,455	95,455	
A	Laureat Title	Y	Laureat Title	02/10/20	02/10/20	Jul-20	100,000	135,000	97,000	41,950	(55,050)		475	3,700		93,525	93,525	
A	Chillout Heating and Air	Y	Chillout Heating and Air	07/17/20	07/17/20	Jul-20	70,000	98,000	70,000	4,900	(65,100)			4,900		93,100	93,100	
A	Flores Artscape	Y	Flores Artscape	02/27/20	02/27/20	Jul-20	100,000	135,000	98,000	43,942	(54,058)		75	20,561		91,133	91,133	
A	GPN Express	Y	GPN Express	02/20/20	02/20/20	Jul-20	100,000	139,000	97,000	48,520	(48,480)		200	6,150		90,680	90,680	
A	Saint Johns Properties	N	Saint Johns Properties	09/06/19	09/06/19	Apr-20	120,000	169,200	116,400	82,627	(33,773)			3,700		90,273	90,273	
A	Koalaty Siding Repair	Y	Koalaty Siding Repair	06/12/20	06/12/20	Jul-20	100,000	140,000	98,500	49,778	(48,722)			49,778		90,222	90,222	
A	Double Nickel Contracting	Y	Double Nickel Contracting	07/08/20	07/08/20	Jul-20	70,000	101,500	66,500	12,918	(53,582)			12,918		88,582	88,582	
A	Silver Lining Design Group	Y	Silver Lining Design Group	02/18/20	02/18/20	Jul-20	104,000	137,280	99,840	48,965	(50,875)			11,059		88,315	88,315	
A	Energy By Native American Design	Y	Energy By Native American Design	06/26/20	06/26/20	Jul-20	100,000	124,000	100,000	38,971	(61,029)			38,971		85,029	85,029	
A	Top Tech Heat and Air	Y	Top Tech Heat and Air	02/03/20	02/03/20	Jul-20	100,000	138,000	97,000	53,657	(43,343)		100	31,543		84,443	84,443	
A	US1 Corporation	Y	US1 Corporation	02/11/20	02/11/20	Jul-20	150,000	208,500	145,500	125,969	(19,531)		200	35,619		82,731	82,731	
A	Hippo Roofing	N	Hippo Roofing	12/26/19	12/26/19	Jul-20	150,000	205,500	145,500	123,577	(21,923)		450	24,995		82,373	82,373	
A	JRose Wholesale Flowers Corp	N	JRose Wholesale Flowers Corp	12/31/19	12/31/19	Jul-20	100,000	139,000	69,762	60,067	(9,695)			1,750		79,834	79,834	
A	NWRV	Y	Northwest RV	06/16/20	06/16/20	Jul-20	75,000	108,750	71,250	29,659	(41,591)			29,659		79,091	79,091	
A	Kora Components LLC	Y	Kora Components LLC	07/21/20	07/21/20	Jan-00	60,000	77,400	59,100		(59,100)					77,400	77,400	
A	Cafe Gossip	Y	Gulus Corp (Cafe Gossip)	07/09/20	07/09/20	Jul-20	60,000	87,000	57,000	10,282	(46,718)			10,282		76,718	76,718	
A	J and B Associates	Y	J and B Associates	02/06/20	02/06/20	Jul-20	80,000	111,200	77,600	34,800	(42,800)		300	7,000		76,700	76,700	

Securities and Exchange Commission, Plaintiff,
v.
Complete Business Solutions Group, Inc. d/b/a Par Funding et. al., Defendants.
CASE NO. 9:20-cv-81205
UNITED STATES DISTRICT COURT
SOUTHERN DISTRICT OF FLORIDA

Category A - Detail of CBSG MCA Suites Activity for the period from 2012 through July 27, 2020

Source: See footnotes							Total Advances and Repayments per MCA Suites		Cash Advances and Repayments per MCA Suites			Transactional Data per MCA Suites				A/R Balance (Note 10)		
MCA Category (Note 1)	Merchant Grouping (Note 11)	Funded After 01/01/20	Merchant Name (Note 8)	First Funding Date (Note 12)	Last Funding Date (Note 12)	Month of Last Payment (Note 13)	A	B	C	D	E = D-C	F	G	H	I	J	K	L = J+K
							Advance Amount (Note 4)	Payback (Note 5)	Net Cash Advanced (Note 6)	Total Cash Repayments (Note 7)	Net Cash Surplus (Deficit)	Total Reload (Note 9)	Total Write-off (Note 8)	Total Fee (Note 8)	Total Collections 06/2020-07/27/2020 (Note 7)	Active A/R	Default A/R	Total A/R
A	Scott Construction Specialties	Y	Scott Construction Specialties	05/20/20	05/20/20	Jul-20	100,000	145,000	97,000	69,600	(27,400)				59,450	75,400		75,400
A	Engineered Systems and Equipment	N	Engineered Systems and Equipment	12/03/19	12/03/19	Mar-20	75,000	99,750	74,250	27,056	(47,194)			525		73,219		73,219
A	Riley Excavating and Concrete	Y	Riley Excavating and Concrete LLC	07/27/20	07/27/20	Jul-20	50,000	72,500	47,500	659	(46,841)				659	71,841		71,841
A	Premier Auto Collision	Y	Premier Auto Collision (Gustavo Hernandez)	06/18/20	06/18/20	Jul-20	70,000	96,600	70,000	27,048	(42,952)				27,048	69,552		69,552
A	Lucas Brothers Hardware	Y	Lucas Brothers Hardware	07/13/20	07/13/20	Jul-20	60,000	76,200	60,000	7,620	(52,380)				7,620	68,580		68,580
A	Freedom Weapons	Y	Freedom Weapons (Carlos Rafael Guerrero)	07/23/20	07/23/20	Jul-20	50,000	70,000	48,500	1,750	(46,750)				1,750	68,250		68,250
A	Amazing Angel Caregiving Services	Y	Amazing Angel Services	07/17/20	07/17/20	Jul-20	50,000	72,500	47,500	4,614	(42,886)				4,614	67,886		67,886
A	Greene Legal Group	Y	Greene Legal Group	01/14/20	01/14/20	Jul-20	120,000	163,200	93,058	96,126	3,068		75		21,997	67,149		67,149
A	Fast Auto Keys Inc	Y	Fast Auto Keys	07/09/20	07/09/20	Jul-20	60,000	77,400	59,100	10,320	(48,780)				10,320	67,080		67,080
A	Lockdown Alarm Systems	Y	Lockdown Alarm Systems	07/15/20	07/15/20	Jul-20	50,000	72,500	47,500	5,932	(41,568)				5,932	66,568		66,568
A	Praveen Buddiga MD	Y	Family Allergy Asthma Clinic (Praveen Buddiga MD)	07/15/20	07/15/20	Jul-20	50,000	71,000	47,500	5,325	(42,175)				5,325	65,675		65,675
A	Arrow Civil	Y	Arrow Civil	06/17/20	06/17/20	Jul-20	75,000	93,000	74,965	27,900	(47,065)		525		27,900	65,625		65,625
A	GR Rodent Proofing	Y	GR Rodent Proofing	07/07/20	07/07/20	Jul-20	50,000	70,000	47,500	8,273	(39,227)		200		8,273	61,927		61,927
A	Inhance Digital Corporation	Y	Inhance Digital Corporation	03/11/20	03/11/20	Jul-20	120,000	164,400	117,000	104,120	(12,880)				43,840	60,280		60,280
A	Fritts Solar Company	Y	Fritts Electric Company	07/02/20	07/02/20	Jul-20	50,000	72,500	47,500	13,050	(34,450)				13,050	59,450		59,450
A	Enterprise Motors Corp	Y	Enterprise Motors Corp	02/24/20	02/24/20	Mar-20	50,000	69,500	48,000	10,425	(37,575)		300			59,375		59,375
A	ABC Childrens Eye Specialist	Y	ABC Childrens Eye Specialist	02/07/20	02/07/20	Jul-20	125,000	173,750	121,250	114,677	(6,573)				32,800	59,073		59,073
A	Rescom Industries	Y	Rescom Industries	06/18/20	06/18/20	Jul-20	75,000	93,000	75,000	34,720	(40,280)				34,720	58,280		58,280
A	AR Sandblasting (Antonio Renzio)	Y	AR Sandblasting (Antonio Renzio)	07/09/20	07/09/20	Jul-20	45,000	65,250	42,750	7,118	(35,632)		100		7,118	58,232		58,232
A	Premier Consulting and Construction Inc	Y	Premier Consulting and Construction Inc	07/27/20	07/27/20	Jul-20	40,000	58,000	38,000	580	(37,420)				580	57,420		57,420
A	Hope Medical Care	Y	Hope Medical Care PC Inc	07/24/20	07/24/20	Jul-20	40,000	58,000	38,000	1,055	(36,945)				1,055	56,945		56,945
A	Degnan Design Build	Y	Degnan Design Build Corp	07/23/20	07/23/20	Jul-20	40,000	58,000	38,000	1,740	(36,260)				1,740	56,260		56,260
A	Enbar Foundations	Y	Enbar Foundations	06/30/20	06/30/20	Jul-20	55,000	67,100	54,965	11,183	(43,782)				11,183	55,917		55,917
A	Lucky Limo	Y	Lucky Limo	07/08/20	07/08/20	Jul-20	50,000	64,500	49,250	8,600	(40,650)				8,600	55,900		55,900
A	DBMS Consulting	Y	DBMS Consulting	02/12/20	02/12/20	Jul-20	70,000	97,300	67,900	41,691	(26,209)		100		11,000	55,709		55,709
A	SunnySmile Dental	Y	SunnySmile Dental	01/16/20	01/16/20	Jul-20	120,000	148,800	119,965	93,580	(26,385)		300		3,500	55,520		55,520
A	Thoroughbred Contracting Group	Y	Thoroughbred Contracting Group	02/05/20	02/05/20	Jul-20	75,000	104,250	72,750	49,420	(23,330)		450		12,239	55,280		55,280
A	Premier Landscape and Irrigation	Y	Premier Landscape and Irrigation	07/06/20	07/06/20	Jul-20	45,000	65,250	43,000	10,875	(32,125)		75		10,875	54,450		54,450
A	Cattel Inc	Y	Cattel Inc	05/20/20	05/20/20	Jul-20	75,000	102,000	72,750	48,960	(23,790)				41,820	53,040		53,040
A	Limoge Construction	Y	Limoge Construction	07/13/20	07/13/20	Jul-20	50,000	62,000	49,965	9,413	(40,552)				9,413	52,587		52,587
A	L E Anderson Bros Oil	N	L E Anderson Bros Oil	09/22/17	09/22/17	Jul-20	150,000	210,000	146,332	161,175	14,843		3,525		800	52,350		52,350
A	MTS Express	N	MTS Express	10/29/19	10/29/19	Mar-20	40,000	53,200	38,800	2,660	(36,140)		1,500			52,040		52,040
A	Blue City Construction Corp	Y	Blue City Construction Corp	01/30/20	01/30/20	Jul-20	50,000	69,500	50,000	18,484	(31,516)		825		560	51,841		51,841
A	Lucas Concrete Construction	Y	Lucas Concrete Construction	06/30/20	06/30/20	Jul-20	50,000	64,500	49,965	12,900	(37,065)				12,900	51,600		51,600
A	Usfood Union	Y	Usfood Union	02/20/20	02/20/20	Mar-20	40,000	55,600	38,400	5,055	(33,346)		450			50,996		50,996
A	Elegant Outdoor Designs Inc	Y	Elegant Outdoor Designs Inc	07/17/20	07/17/20	Jul-20	40,000	54,400	38,800	3,808	(34,992)				3,808	50,592		50,592
A	Internal Medicine Specialists Medical Group	N	Internal Medicine Specialists Medical Group	11/22/19	11/22/19	Jul-20	110,000	155,100	106,700	104,975	(1,725)		375		12,000	50,500		50,500

Securities and Exchange Commission, Plaintiff,
v.
Complete Business Solutions Group, Inc. d/b/a Par Funding et. al., Defendants.
CASE NO. 9:20-cv-81205
UNITED STATES DISTRICT COURT
SOUTHERN DISTRICT OF FLORIDA

Category A - Detail of CBSG MCA Suites Activity for the period from 2012 through July 27, 2020

Source: See footnotes							Total Advances and Repayments per MCA Suites		Cash Advances and Repayments per MCA Suites			Transactional Data per MCA Suites				A/R Balance (Note 10)		
MCA Category (Note 1)	Merchant Grouping (Note 11)	Funded After 01/01/20	Merchant Name (Note 8)	First Funding Date (Note 12)	Last Funding Date (Note 12)	Month of Last Payment (Note 13)	A	B	C	D	E = D-C	F	G	H	I	J	K	L = J+K
							Advance Amount (Note 4)	Payback (Note 5)	Net Cash Advanced (Note 6)	Total Cash Repayments (Note 7)	Net Cash Surplus (Deficit)	Total Reload (Note 9)	Total Write-off (Note 8)	Total Fee (Note 8)	Total Collections 06/2020-07/27/2020 (Note 7)	Active A/R	Default A/R	Total A/R
A	JW Motors	Y	JW Motors	05/27/20	05/27/20	Jul-20	50,000	72,500	48,500	22,656	(25,844)			525	19,938	50,369		50,369
A	Nur Express	Y	Nur Express	01/31/20	01/31/20	Apr-20	40,000	55,600	38,800	7,279	(31,521)		1,150			49,471		49,471
A	Kerry Law PLLC	Y	Kerry Law PLLC	07/14/20	07/14/20	Jul-20	40,000	54,400	38,005	4,982	(33,023)				4,982	49,418		49,418
A	Luscher HVAC	Y	Luscher HVAC	01/29/20	01/29/20	Jul-20	65,000	90,350	64,000	41,344	(22,657)			300	4,507	49,307		49,307
A	Amalee Accessories	N	Amalee Accessories	12/02/19	12/02/19	Jul-20	85,000	122,400	51,175	74,601	23,426			1,050	23,355	48,849		48,849
A	Master Roof and Remodel	Y	Master Roof and Remodel	01/24/20	01/24/20	Jul-20	50,000	69,500	48,500	20,979	(27,521)			300	3,500	48,821		48,821
A	America Italiana	Y	AISJ1 Inc (America Italiana)	05/29/20	05/29/20	Jul-20	60,000	83,400	60,000	35,028	(24,972)				34,194	48,372		48,372
A	Heart and Soul Hospitality Group	Y	Heart and Soul Hospitality Group	03/06/20	03/06/20	Jul-20	50,000	59,500	49,965	11,900	(38,065)			475	3,500	48,075		48,075
A	Landmark Payroll	Y	Landmark Payroll	01/22/20	01/22/20	Jul-20	100,000	137,000	97,000	89,457	(7,543)				26,650	47,543		47,543
A	Alyna East Hotel Management	Y	Alyna East Hotel Management	02/26/20	02/26/20	Jul-20	100,000	119,000	99,965	71,900	(28,065)			375	12,250	47,475		47,475
A	Amaral Auto Electric	Y	Amaral Auto Electric	02/12/20	02/12/20	Jul-20	50,000	69,500	48,000	22,425	(25,575)			200	4,096	47,275		47,275
A	Summerlin Motor Lines	N	Summerlin Motor Lines	11/04/19	11/04/19	Mar-20	50,000	69,500	48,500	22,533	(25,967)			300		47,267		47,267
A	Pynes Auto Sales	Y	Pynes Auto Sales	03/06/20	03/06/20	Jul-20	50,000	67,500	48,000	21,738	(26,263)		1,500	5,600	47,263		47,263	
A	Eds Tools	N	Eds Tools	12/17/18	12/17/18	Oct-19	60,000	87,000	58,000	40,561	(17,440)		525		46,965		46,965	
A	Shelby Dr Liquors	Y	Paradise Liquors	06/25/20	06/25/20	Jul-20	45,000	63,000	42,750	16,100	(26,650)				16,100	46,900		46,900
A	Boston Logistics	Y	Boston Logistics	01/08/20	01/08/20	Jul-20	50,000	69,500	48,500	24,449	(24,051)			1,125	1,106	46,176		46,176
A	BasicEparts	Y	Kellner Electronics (BasicEparts)	06/25/20	06/25/20	Jul-20	50,000	62,000	49,965	15,844	(34,121)				15,844	46,156		46,156
A	5 Star Express	Y	5 Star Express	02/20/20	02/20/20	Jun-20	75,000	99,750	72,750	54,031	(18,719)			300	-	46,019		46,019
A	Economics Family Inc	Y	Economics Family Inc	02/12/20	02/12/20	Mar-20	40,000	55,600	38,800	10,193	(28,607)			400		45,807		45,807
A	Mike Thornton Enterprises	Y	Mike Thornton Enterprises	03/06/20	03/06/20	Jul-20	100,000	139,000	96,000	93,318	(2,682)			75	23,818	45,757		45,757
A	Horse N Around LLC (Amber Jordan)	Y	Horse N Around LLC (Amber Jordan)	07/09/20	07/09/20	Jul-20	35,000	50,750	33,250	5,998	(27,252)				5,998	44,752		44,752
A	Greater Pacific Realty	Y	Greater Pacific Realty	07/09/20	07/09/20	Jul-20	40,000	51,600	39,400	6,880	(32,520)				6,880	44,720		44,720
A	DXW Services	Y	DXW Services	06/29/20	06/29/20	Jul-20	40,000	58,000	38,005	13,533	(24,472)				13,533	44,467		44,467
A	Senior Health and Wealth Marketing	Y	Senior Health and Wealth Marketing	07/16/20	07/16/20	Jul-20	35,000	47,600	33,250	3,173	(30,077)				3,173	44,427		44,427
A	Juice Electric	Y	Juice Electric (Johnny D Guice)	07/13/20	07/13/20	Jul-20	35,000	49,700	33,250	5,522	(27,728)				5,522	44,278		44,278
A	Braz Logistics	Y	Braz Logistics	07/08/20	07/08/20	Jul-20	40,000	50,800	39,400	6,773	(32,627)				6,773	44,027		44,027
A	V The Medspa PA	Y	V The Medspa PA	06/09/20	06/09/20	Jul-20	45,000	62,100	45,000	18,113	(26,888)				18,113	43,988		43,988
A	Delamore Development	Y	Delamore Development	06/26/20	06/26/20	Jul-20	50,000	62,000	50,000	18,187	(31,813)				18,187	43,813		43,813
A	UTEC of Lafayette	Y	UTEC of Lafayette	06/12/20	06/12/20	Jul-20	45,000	64,350	42,750	20,592	(22,158)				20,592	43,758		43,758
A	The Law Offices of Richard Wright	Y	The Law Offices of Richard Wright	07/01/20	07/01/20	Jul-20	35,000	50,750	33,250	8,035	(25,215)				8,035	42,715		42,715
A	Mach Group	Y	Mach Group	02/18/20	02/18/20	Jul-20	125,000	148,750	124,965	106,039	(18,926)				45,059	42,711		42,711
A	AC Auto Carriers	N	AC Auto Carriers	12/26/19	12/26/19	Jul-20	50,000	67,000	48,500	26,213	(22,287)		1,300	4,000	42,087		42,087	
A	Madam Paulette	N	Madam Paulette	11/14/19	11/14/19	Mar-20	50,000	62,000	49,965	20,667	(29,298)			675		42,008		42,008
A	Neloc Contractors	Y	Neloc Contractors	01/21/20	01/21/20	Mar-20	30,000	41,700	29,100	379	(28,721)			675		41,996		41,996
A	Rodhouse Contracting	Y	Rodhouse Contracting	07/02/20	07/02/20	Jul-20	35,000	50,750	33,250	9,135	(24,115)				9,135	41,615		41,615
A	Seven Thirty Five Inc	Y	Seven Thirty Five Inc	07/01/20	07/01/20	Jul-20	40,000	51,600	39,965	10,320	(29,645)				10,320	41,280		41,280
A	The Tasting Room of Monona	Y	The Tasting Room of Monona	01/31/20	01/31/20	Jul-20	50,000	66,000	48,500	25,200	(23,300)			300	2,050	41,100		41,100
A	M and C Lumber and Hardware	Y	M and C Lumber and Hardware	06/29/20	06/29/20	Jul-20	35,000	50,750	33,250	9,689	(23,561)				9,689	41,061		41,061
A	Giocom LLC	Y	Giocom LLC	06/04/20	06/04/20	Jul-20	75,000	89,250	74,965	48,450	(26,515)				48,450	40,800		40,800
A	Resource Dedicated Services	N	Resource Dedicated Services	05/21/19	05/21/19	Jul-20	45,000	62,550	43,650	23,530	(20,120)				350	40,120		40,120
A	Teihaber Manufacturing	N	Teihaber Manufacturing	12/19/19	12/19/19	Jul-20	65,000	78,325	64,965	38,935	(26,030)			1,100				
A	Stashs Pizza	Y	AVL Inc (Stashs Pizza)	03/06/20	03/06/20	Jul-20	60,000	83,400	57,600	44,550	(13,050)			325	3,000	39,715		39,715
A	American Firewood and Tree Service	Y	American Firewood and Tree Service	07/13/20	07/13/20	Jul-20	30,000	43,500	28,500	4,350	(24,150)			400		39,250		39,250
A	Lakeway Commercial LTD	Y	Lakeway Commercial LTD	07/23/20	07/23/20	Jan-00	30,000	38,700	29,550		(29,550)					38,700		38,700

Securities and Exchange Commission, Plaintiff,
v.
Complete Business Solutions Group, Inc. d/b/a Par Funding et. al., Defendants.
CASE NO. 9:20-cv-81205
UNITED STATES DISTRICT COURT
SOUTHERN DISTRICT OF FLORIDA

Category A - Detail of CBSG MCA Suites Activity for the period from 2012 through July 27, 2020

Source: See footnotes							Total Advances and Repayments per MCA Suites		Cash Advances and Repayments per MCA Suites			Transactional Data per MCA Suites				A/R Balance (Note 10)		
MCA Category (Note 1)	Merchant Grouping (Note 11)	Funded After 01/01/20	Merchant Name (Note 8)	First Funding Date (Note 12)	Last Funding Date (Note 12)	Month of Last Payment (Note 13)	A	B	C	D	E = D-C	F	G	H	I	J	K	L = J+K
							Advance Amount (Note 4)	Payback (Note 5)	Net Cash Advanced (Note 6)	Total Cash Repayments (Note 7)	Net Cash Surplus (Deficit)	Total Reload (Note 9)	Total Write-off (Note 8)	Total Fee (Note 8)	Total Collections 06/2020-07/27/2020 (Note 7)	Active A/R	Default A/R	Total A/R
A	Century Shree Corporation	N	Century Shree Corporation	12/18/19	12/18/19	Jul-20	40,000	55,600	38,800	18,640	(20,160)			1,275	5,390	38,235		38,235
A	Perfection Seawalls	Y	Perfection Roofing and Construction	06/19/20	06/19/20	Jul-20	35,000	46,550	33,250	8,887	(24,363)			475	8,887	38,138		38,138
A	Chesner Clothing	Y	Chesner Clothing	03/11/20	03/11/20	Jul-20	150,000	177,000	149,965	139,179	(10,786)				51,250	37,821		37,821
A	Water Management	Y	Water Management	02/13/20	02/13/20	Jul-20	60,000	83,400	58,200	45,589	(12,611)				16,359	37,811		37,811
A	Triumph Outsourced	Y	Triumph Outsourced	07/15/20	07/15/20	Jul-20	30,000	40,500	28,500	2,761	(25,739)				2,761	37,739		37,739
A	Tyler and Thompson Boring	Y	Tyler and Thompson Boring	06/17/20	06/17/20	Jul-20	35,000	49,700	33,250	12,011	(21,239)				12,011	37,689		37,689
A	Treasure Stone Granite	Y	Treasure Stone Granite	05/19/20	05/19/20	Jul-20	50,000	72,500	48,500	35,525	(12,975)				29,725	36,975		36,975
A	Car City	Y	Car City	03/09/20	03/09/20	Jul-20	35,000	41,650	34,965	5,204	(29,761)			100	2,000	36,546		36,546
A	The Boulevard Pub and Grill	Y	Warners MVP Lounge LLC	07/27/20	07/27/20	Jan-00	25,000	36,250	23,750		(23,750)					36,250		36,250
A	Defined IV Oakland Township	N	Defined IV Oakland Township	12/20/19	12/20/19	Jul-20	50,000	69,500	48,500	35,472	(13,028)			2,100	13,778	36,128		36,128
A	Ardgent Corp	Y	Ardgent Corp (Trak Concepts)	07/15/20	07/15/20	Jul-20	30,000	38,700	29,550	2,580	(26,970)				2,580	36,120		36,120
A	Chicagoland Water Solutions	Y	Chicagoland Water Solutions Inc	07/16/20	07/16/20	Jul-20	30,000	38,700	29,550	2,580	(26,970)				2,580	36,120		36,120
A	King Co Truck Center	Y	King Co Truck Center	03/04/20	03/04/20	Jul-20	50,000	66,000	48,000	30,000	(18,000)				8,000	36,000		36,000
A	L A Interior Remodeling	Y	L A Interior Remodeling	07/06/20	07/06/20	Jul-20	30,000	42,000	28,500	6,109	(22,391)				6,109	35,891		35,891
A	Quick Send	Y	Green Coyote Shipping LLC	07/24/20	07/24/20	Jul-20	25,000	36,250	23,750	659	(23,091)				659	35,591		35,591
A	Hamilton Ceiling Systems	Y	Hamilton Ceiling Systems	06/19/20	06/19/20	Jul-20	35,000	50,750	33,250	15,225	(18,025)				15,225	35,525		35,525
A	Beyond Green LLC	Y	Beyond Green LLC	07/07/20	07/07/20	Jul-20	30,000	42,600	28,500	7,100	(21,400)				7,100	35,500		35,500
A	West Coast Roofing Systems	Y	West Coast Roofing Systems	02/28/20	02/28/20	Apr-20	35,000	41,650	34,965	6,408	(28,557)			250		35,492		35,492
A	E Simplified	Y	E Simplified	03/16/20	03/16/20	Jul-20	30,000	41,700	28,800	6,585	(22,215)			375	3,500	35,490		35,490
A	Technical Training Professionals	Y	Technical Training Professionals	06/16/20	06/16/20	Jul-20	50,000	62,000	49,965	26,571	(23,394)				26,571	35,429		35,429
A	Central Florida Neuropsychology	Y	Central Florida Neuropsychology	07/17/20	07/17/20	Jul-20	30,000	38,400	29,550	3,003	(26,547)				3,003	35,397		35,397
A	Smiles Around Us Academy	Y	Smiles Around Us Academy Inc	07/23/20	07/23/20	Jul-20	25,000	36,250	23,750	906	(22,844)				906	35,344		35,344
A	Lifestyle Entrepreneurs Press	Y	Lifestyle Entrepreneurs Press (Publishizer Com)	06/26/20	06/26/20	Jul-20	40,000	49,600	39,965	14,549	(25,416)				14,549	35,051		35,051
A	First Street Corporation	Y	First Street Corporation	02/21/20	02/21/20	Jul-20	50,000	68,500	48,000	33,859	(14,141)			300	2,820	34,941		34,941
A	Juma Homes	Y	Juma Homes	05/13/20	05/13/20	Jul-20	75,000	93,000	74,965	58,457	(16,508)			300	42,514	34,843		34,843
A	Ray Floors Corp	Y	Ray Floors Corp	07/14/20	07/14/20	Jul-20	30,000	37,200	30,000	2,657	(27,343)				2,657	34,543		34,543
A	Envision Glass and Aluminum	Y	Envision Glass and Aluminum	02/14/20	02/14/20	Jul-20	90,000	123,300	87,000	89,466	2,466				33,702	33,834		33,834
A	GM Expressa	Y	GM Expressa	01/27/20	01/27/20	Jul-20	50,000	68,500	48,500	34,896	(13,604)			200	3,300	33,804		33,804
A	Genesis Dental Group	Y	Genesis Dental Group	06/18/20	06/18/20	Jul-20	35,000	49,000	33,250	15,244	(18,006)				15,244	33,756		33,756
A	Litcustom	Y	Matthew Gedz (Litcustom)	03/09/20	03/09/20	Jul-20	100,000	139,000	96,000	105,640	9,640			325	25,020	33,685		33,685
A	JDubs Handyman Services	Y	JDubs Handyman Services	07/23/20	07/23/20	Jul-20	25,000	34,500	23,750	1,035	(22,715)				1,035	33,465		33,465
A	Eva Campbell	Y	Eva Campbell	03/05/20	03/05/20	Jul-20	25,000	34,250	24,000	1,542	(22,458)			600	200	33,308		33,308
A	New Creation Brands	Y	New Creation Brands	03/06/20	03/06/20	Jul-20	60,000	71,400	59,965	38,559	(21,406)				20,459	32,841		32,841
A	New York Musicians Center	Y	New York Musicians Center	06/17/20	06/17/20	Jul-20	30,000	43,500	28,500	10,970	(17,530)				10,970	32,530		32,530
A	Beach on Duval	Y	Beach on Duval	01/31/20	01/31/20	Jul-20	35,000	48,650	33,950	16,717	(17,234)			525	500	32,459		32,459
A	A and A Bindery	Y	A and A Bindery	07/07/20	07/07/20	Jul-20	25,000	36,000	23,750	3,559	(20,191)				3,559	32,441		32,441
A	KT Premier Properties	Y	KT Premier Properties	06/22/20	06/22/20	Jul-20	40,000	49,600	39,965	17,195	(22,770)				17,195	32,405		32,405
A	DC Solar Integrators	Y	DC Solar Integrators	02/20/20	02/20/20	Jul-20	50,000	69,500	48,000	38,005	(9,995)			500	16,250	31,995		31,995
A	Fashion District Fulfillment	N	Fashion District Fulfillment	12/10/19	12/10/19	Jul-20	35,000	48,650	33,950	18,308	(15,642)			1,600	4,970	31,942		31,942
A	Stride Transportation	Y	Stride Transportation	01/21/20	01/21/20	Jul-20	50,000	69,500	48,500	37,615	(10,885)				9,403	31,885		31,885
A	Wide Open Kustomz	Y	Wide Open Kustomz	07/07/20	07/07/20	Jul-20	25,000	33,750	23,750	2,454	(21,296)			375	2,454	31,671		31,671

Securities and Exchange Commission, Plaintiff,
v.
Complete Business Solutions Group, Inc. d/b/a Par Funding et. al., Defendants.
CASE NO. 9:20-cv-81205
UNITED STATES DISTRICT COURT
SOUTHERN DISTRICT OF FLORIDA

Category A - Detail of CBSG MCA Suites Activity for the period from 2012 through July 27, 2020

Source: See footnotes							Total Advances and Repayments per MCA Suites		Cash Advances and Repayments per MCA Suites			Transactional Data per MCA Suites				A/R Balance (Note 10)			
MCA Category (Note 1)	Merchant Grouping (Note 11)	Funded After 01/01/20	Merchant Name (Note 8)	First Funding Date (Note 12)	Last Funding Date (Note 12)	Month of Last Payment (Note 13)	A	B	C	D	E = D-C	F	G	H	I	J	K	L = J+K	
							Advance Amount (Note 4)	Payback (Note 5)	Net Cash Advanced (Note 6)	Total Cash Repayments (Note 7)	Net Cash Surplus (Deficit)	Total Reload (Note 9)	Total Write-off (Note 8)	Total Fee (Note 8)	Total Collections 06/2020-07/27/2020 (Note 7)	Active A/R	Default A/R	Total A/R	
A	Merchant Financial Solutions	Y	Merchant Financial Solutions (Latonia Butler)	07/09/20	07/09/20	Jul-20	25,000	36,250	23,750	4,713	(19,038)				4,713	31,538		31,538	
A	Access Able Designs	Y	Access Able Designs LLC	07/22/20	07/22/20	Jan-00	25,000	31,500	24,625		(24,625)					31,500		31,500	
A	Swagger Media	Y	Swagger Media	03/04/20	03/04/20	Jul-20	40,000	55,600	38,400	24,204	(14,196)				9,875	31,396		31,396	
A	ASV Inventions	N	ASV Inventions	12/11/19	12/11/19	Jul-20	100,000	133,000	100,000	101,788	1,788		150		29,476	31,362		31,362	
A	Gold Standard Cleaning (Jason Mongold)	N	Gold Standard Cleaning (Jason Mongold)	01/30/15	01/30/15	Jul-20	70,000	83,600	0	19,488	19,487			(32,850)	600	31,263		31,263	
A	Kahuna Construction	Y	Kahuna Construction	03/04/20	03/04/20	Mar-20	25,000	34,750	24,000	3,823	(20,178)		200			31,128		31,128	
A	911 Rooter and Plumbing	Y	911 Rooter and Plumbing	05/28/20	05/28/20	Jul-20	35,000	50,750	35,000	19,838	(15,162)				18,916	30,912		30,912	
A	The Edge Center for Family Dentistry	Y	The Edge Center for Family Dentistry	05/28/20	05/28/20	Jul-20	35,000	50,750	33,250	19,838	(13,412)				18,916	30,912		30,912	
A	K and D Restaurant Supplies	Y	K and D Restaurant Supplies	07/07/20	07/07/20	Jul-20	25,000	36,250	23,750	5,438	(18,313)				5,438	30,813		30,813	
A	Radon Pro of New Mexico	Y	Radon Pro of New Mexico	07/08/20	07/08/20	Jul-20	25,000	36,250	23,750	5,639	(18,111)				5,639	30,611		30,611	
A	Taze Transport (Christopher Mann)	N	Taze Transport (Christopher Mann)	03/20/19	03/20/19	Jul-20	125,000	173,750	125,000	143,709	18,709		550		1,700	30,591		30,591	
A	Mann Brothers Solutions	N	Mann Brothers Solutions	12/30/19	12/30/19	Jul-20	40,000	55,600	38,800	25,288	(13,513)		150		1,055	30,463		30,463	
A	LEG INC	Y	Ohio Mills Corp	07/08/20	07/08/20	Jul-20	25,000	36,250	23,750	5,971	(17,779)				5,971	30,279		30,279	
A	Tienda Mexicana Los Nayaritas (Kristy Cox Rodriguez)	Y	Tienda Mexicana Los Nayaritas (Kristy Cox Rodriguez)	07/07/20	07/07/20	Jul-20	25,000	36,250	23,750	6,042	(17,708)				6,042	30,208		30,208	
A	SM Logistics	Y	SM Logistics (Sonia Marroquin)	07/03/20	07/03/20	Jul-20	25,000	36,250	23,750	6,163	(17,588)				6,163	30,088		30,088	
A	Kendell Grauberger Trucking	Y	Kendell Grauberger Trucking	06/15/20	06/15/20	Jul-20	30,000	43,500	28,500	13,485	(15,015)				13,485	30,015		30,015	
A	American Leak Detection	Y	JJRT LLC	07/23/20	07/23/20	Jul-20	22,500	30,825	21,375	841	(20,534)				841	29,984		29,984	
A	Williams and Sons Trucking LLC	Y	Williams and Sons Trucking LLC	07/09/20	07/09/20	Jul-20	25,000	35,000	23,750	5,056	(18,694)				5,056	29,944		29,944	
A	BC Dir	Y	Maya Fruit Corporation	03/05/20	03/05/20	Mar-20	25,000	29,750	24,965	-	(24,965)		175			29,925		29,925	
A	Paolo Moro (Mobari and Sons)	Y	Paolo Moro (Mobari and Sons)	02/13/20	02/13/20	Jul-20	30,000	41,700	29,100	12,175	(16,925)		300		1,750	29,825		29,825	
A	Food For Kids	Y	Food For Kids	03/03/20	03/03/20	Jul-20	30,000	41,100	28,800	12,638	(16,163)		1,275		4,200	29,738		29,738	
A	Pro Onsite Fleet Services	Y	Pro Onsite Fleet Services	02/27/20	02/27/20	Jul-20	30,000	41,700	28,800	12,330	(16,470)		100		4,000	29,470		29,470	
A	Fincon	Y	Fincon	07/16/20	07/16/20	Jul-20	25,000	31,000	24,625	2,067	(22,558)				2,067	28,933		28,933	
A	AFBC Logistics	N	AFBC Logistics	11/14/19	11/14/19	Jul-20	40,000	55,600	38,800	29,004	(9,796)		2,175		150	28,771		28,771	
A	Bruce Kodner Galleries	N	Bruce Kodner Galleries	12/27/19	12/27/19	Jul-20	50,000	69,500	48,500	40,846	(7,654)				4,225	28,654		28,654	
A	Steak and Stone (Hearthstone Restaurant Group)	N	Steak and Stone (Hearthstone Restaurant Group)	05/28/19	05/28/19	Jul-20	40,000	55,600	38,800	27,698	(11,102)			750		1,200	28,652		28,652
A	Spider Ranch Productions	Y	Spider Ranch Productions	02/12/20	02/12/20	Jul-20	40,000	55,600	38,800	27,257	(11,543)		150		9,270	28,493		28,493	
A	Milestone Masonry and Contracting	Y	Milestone Masonry and Contracting	06/17/20	06/17/20	Jul-20	30,000	42,000	28,500	13,533	(14,967)				13,533	28,467		28,467	
A	Sol Blume	N	Sol Blume	04/26/19	04/26/19	Jul-20	25,000	35,250	24,250	10,930	(13,320)		3,950		880	28,270		28,270	
A	A One Pallet	Y	A One Pallet	03/10/20	03/10/20	Jul-20	100,000	139,000	96,000	111,350	15,350		375		46,408	28,025		28,025	
A	Limpitex Service	N	Limpitex Service	12/31/19	12/31/19	Jun-20	25,000	34,750	24,250	8,253	(15,997)		1,425		-	27,922		27,922	
A	Hometown Roofing and Contracting	Y	Hometown Roofing and Contracting (Justin Szarek)	07/22/20	07/22/20	Jul-20	20,000	29,000	19,000	1,289	(17,711)				1,289	27,711		27,711	
A	Hib Management Services LLC	Y	Hib Management Services LLC	07/21/20	07/21/20	Jul-20	20,000	29,000	19,000	1,450	(17,550)				1,450	27,550		27,550	
A	CMB Underground	Y	CMB Underground LLC	07/24/20	07/24/20	Jul-20	20,000	28,000	19,000	560	(18,440)				560	27,440		27,440	
A	Gourmet Club India	Y	Gourmet Club India	06/04/20	06/04/20	Jul-20	50,000	60,000	49,965	32,571	(17,394)				32,571	27,429		27,429	
A	Sabo LLC	Y	Sabo LLC	01/13/20	01/13/20	Jul-20	30,000	41,700	29,100	14,685	(14,415)		300		110	27,315		27,315	
A	Maplewood Research	Y	WIT Properties (Maplewood Research)	06/11/20	06/11/20	Jul-20	35,000	43,400	34,965	16,740	(18,225)			600		16,740		27,260	

Securities and Exchange Commission, Plaintiff,
v.
Complete Business Solutions Group, Inc. d/b/a Par Funding et. al., Defendants.
CASE NO. 9:20-cv-81205
UNITED STATES DISTRICT COURT
SOUTHERN DISTRICT OF FLORIDA

Category A - Detail of CBSG MCA Suites Activity for the period from 2012 through July 27, 2020

Source: See footnotes

MCA Category (Note 1)	Merchant Grouping (Note 11)	Funded After 01/01/20	Merchant Name (Note 8)	First Funding Date (Note 12)	Last Funding Date (Note 12)	Month of Last Payment (Note 13)	Total Advances and Repayments per MCA Suites		Cash Advances and Repayments per MCA Suites			Transactional Data per MCA Suites				A/R Balance (Note 10)		
							A	B	C	D	E = D-C	F	G	H	I	J	K	L = J+K
							Advance Amount (Note 4)	Payback (Note 5)	Net Cash Advanced (Note 6)	Total Cash Repayments (Note 7)	Net Cash Surplus (Deficit)	Total Reload (Note 9)	Total Write-off (Note 8)	Total Fee (Note 8)	Total Collections 06/2020-07/27/2020 (Note 7)	Active A/R	Default A/R	Total A/R
A	Smith Neurology Clinic	Y	Upstate Neurology (Smith Neurology Clinic)	06/16/20	06/16/20	Jul-20	25,000	36,250	23,750	9,062	(14,688)				9,062	27,188		27,188
A	Wayment Plumbing and Excavation LLC	Y	Wayment Plumbing and Excavation LLC	07/21/20	07/21/20	Jul-20	20,000	29,000	19,000	1,813	(17,188)				1,813	27,188		27,188
A	Williams Icon Homes and Properties	Y	Williams Icon Homes and Properties	06/10/20	06/10/20	Jul-20	30,000	43,500	28,500	16,433	(12,067)				16,433	27,067		27,067
A	Floyd Construction	Y	Floyd Construction (Richard J Floyd)	07/17/20	07/17/20	Jul-20	20,000	29,000	19,000	2,030	(16,970)				2,030	26,970		26,970
A	Lewis and Lippert Services LLC	Y	Lewis and Lippert Services LLC	07/17/20	07/17/20	Jul-20	20,000	29,000	19,000	2,030	(16,970)				2,030	26,970		26,970
A	Roadway Auto Wheels	Y	Roadway Auto Wheels	07/17/20	07/17/20	Jul-20	20,000	29,000	19,000	2,030	(16,970)				2,030	26,970		26,970
A	Tarheel Medical Billing	Y	Tarheel Medical Billing	02/28/20	02/28/20	Jul-20	100,000	139,000	96,000	112,269	16,269				42,769	26,731		26,731
A	McLeods Real Estate Plus LLC	Y	McLeods Real Estate Plus LLC	07/17/20	07/17/20	Jul-20	20,000	28,600	19,000	2,002	(16,998)				2,002	26,598		26,598
A	Orion Land and Wildlife Management	Y	Orion Land and Wildlife Management	07/14/20	07/14/20	Jul-20	20,000	29,000	19,000	2,417	(16,583)				2,417	26,583		26,583
A	Hye Pointe Thoroughbreds	Y	Hye Pointe Thoroughbreds	07/20/20	07/20/20	Jul-20	20,000	29,000	19,000	2,486	(16,514)				2,486	26,514		26,514
A	C3 Concrete and Construction	N	C3 Concrete and Construction	07/25/18	07/25/18	Jul-20	125,000	181,250	121,500	157,350	35,850			2,575	1,150	26,475		26,475
A	Top Roof Care	Y	Top Roof Care (Frederico B Curado)	07/15/20	07/15/20	Jul-20	20,000	29,000	19,000	2,610	(16,390)				2,610	26,390		26,390
A	Providence Group	Y	Providence Group	02/03/20	02/03/20	Jul-20	25,000	35,000	24,250	9,040	(15,210)			300	1,200	26,260		26,260
A	Wreaths by Mary	Y	Wreaths by Mary	07/14/20	07/14/20	Jul-20	20,000	29,000	19,000	2,900	(16,100)				2,900	26,100		26,100
A	Granite Key Leasing and Management	Y	Granite Key Leasing and Management	07/21/20	07/21/20	Jul-20	20,000	27,600	19,000	1,533	(17,467)				1,533	26,067		26,067
A	DAC Capital (Toccoa Glass Company)	N	DAC Capital (Toccoa Glass Company)	11/15/19	11/15/19	Jul-20	50,000	69,500	48,500	44,775	(3,725)			1,300	2,475	26,025		26,025
A	Grey Family Holdings Co LLC	Y	Grey Family Holdings Co LLC	07/20/20	07/20/20	Jul-20	20,000	27,600	19,000	1,656	(17,344)				1,656	25,944		25,944
A	Millennium Gear LLC	Y	Millennium Gear LLC	07/09/20	07/09/20	Jul-20	20,000	29,000	19,000	3,142	(15,858)				3,142	25,858		25,858
A	Bahirdar Inc	Y	Bahirdar Inc	01/10/20	01/10/20	Jul-20	50,000	68,000	48,500	42,147	(6,353)				12,259	25,853		25,853
A	CFG Transport	Y	CFG Transport Corp	06/09/20	06/09/20	Jun-20	20,000	27,200	20,000	1,904	(18,096)			525	1,904	25,821		25,821
A	Symmetry Land Surveying	Y	Symmetry Land Surveying	07/13/20	07/13/20	Jul-20	20,000	29,000	19,000	3,190	(15,810)				3,190	25,810		25,810
A	JM Sigmon Enterprises	Y	AAA Air Service	07/23/20	07/23/20	Jan-00	20,000	25,800	19,700		(19,700)					25,800		25,800
A	QSPS Housing Solutions	Y	QSPS Housing Solutions	01/17/20	01/17/20	Jul-20	35,000	48,650	33,950	23,229	(10,721)			300	2,000	25,721		25,721
A	BK Construction	N	BK Construction	11/20/18	11/20/18	Jun-19	18,931	26,503	16,931	3,633	(13,297)			2,844		25,713		25,713
A	Inspiration Events Hawaii	N	Inspiration Events Hawaii	10/07/19	10/07/19	Jul-20	50,000	69,500	48,500	44,083	(4,417)				8,000	25,617		25,617
A	Podlasie Transport	Y	Podlasie Transport	07/13/20	07/13/20	Jul-20	20,000	29,000	19,000	3,544	(15,456)			200	3,544	25,456		25,456
A	Rescue Waynes Air and Heat	Y	Rescue Waynes Air and Heat	02/05/20	02/05/20	Jul-20	50,000	69,500	48,500	44,319	(4,181)				20,354	25,181		25,181
A	Seven Sports Bar and Lounge	N	Seven Sports Bar and Lounge	08/01/19	08/01/19	Jul-20	35,000	48,650	33,950	24,671	(9,279)			900	1,250	24,879		24,879
A	Urban Veneer	Y	Urban Veneer (Mack Jamie Sprouse)	07/09/20	07/09/20	Jul-20	20,000	29,000	19,000	4,189	(14,811)				4,189	24,811		24,811
A	Durevol Flooring	Y	Durevol Flooring LLC	07/27/20	07/27/20	Jul-20	17,500	25,025	16,625	278	(16,347)				278	24,747		24,747
A	Turpic Corp	Y	Turpic Corp	03/03/20	03/03/20	Jul-20	25,000	34,250	24,000	10,614	(13,386)			1,050	6,057	24,686		24,686
A	Quan Nem Ninh Hoa(Nem Nuong Ninh Hoa Family of Restaurants)	Y	Quan Nem Ninh Hoa(Nem Nuong Ninh Hoa Family of Restaurants)	02/19/20	02/19/20	Jul-20	27,000	37,530	25,920	13,224	(12,696)			375	2,800	24,681		24,681
A	Wolffs Hauling	Y	Wolffs Hauling	07/07/20	07/07/20	Jul-20	20,000	29,000	19,000	4,350	(14,650)				4,350	24,650		24,650
A	Tucker and Sons Transport	Y	Tucker and Sons Transport	07/23/20	07/23/20	Jul-20	17,500	25,375	16,625	952	(15,673)				952	24,423		24,423
A	Agma Systems	Y	Agma Systems	06/02/20	06/02/20	Jul-20	30,000	43,500	28,500	19,333	(9,167)				19,333	24,167		24,167

Securities and Exchange Commission, Plaintiff,
v.
Complete Business Solutions Group, Inc. d/b/a Par Funding et. al., Defendants.
CASE NO. 9:20-cv-81205
UNITED STATES DISTRICT COURT
SOUTHERN DISTRICT OF FLORIDA

Category A - Detail of CBSG MCA Suites Activity for the period from 2012 through July 27, 2020

Source: See footnotes							Total Advances and Repayments per MCA Suites		Cash Advances and Repayments per MCA Suites			Transactional Data per MCA Suites				A/R Balance (Note 10)		
MCA Category (Note 1)	Merchant Grouping (Note 11)	Funded After 01/01/20	Merchant Name (Note 8)	First Funding Date (Note 12)	Last Funding Date (Note 12)	Month of Last Payment (Note 13)	A	B	C	D	E = D-C	F	G	H	I	J	K	L = J+K
							Advance Amount (Note 4)	Payback (Note 5)	Net Cash Advanced (Note 6)	Total Cash Repayments (Note 7)	Net Cash Surplus (Deficit)	Total Reload (Note 9)	Total Write-off (Note 8)	Total Fee (Note 8)	Total Collections 06/2020-07/27/2020 (Note 7)	Active A/R	Default A/R	Total A/R
A	Eds Country Cooking and Barbeque	Y	Eds Country Cooking and Barbeque	07/08/20	07/08/20	Jul-20	20,000	29,000	19,000	5,075	(13,925)				5,075	23,925		23,925
A	Valley of Joy Homecare	Y	Valley of Joy Homecare	06/15/20	06/15/20	Jul-20	25,000	36,250	23,750	12,486	(11,264)				12,486	23,764		23,764
A	Wholesale Exotics EOS Painting and Wallpaper Installation	Y	Wholesale Exotics EOS Painting and Wallpaper Installation	05/06/20	05/06/20	Jul-20	50,000	71,500	47,500	47,947	447		150		33,647	23,703		23,703
A	Fifth Developers	Y	Fifth Developers	06/04/20	06/04/20	Jul-20	25,000	36,250	23,750	12,889	(10,861)			300	12,889	23,661		23,661
A	Rickey Lincoln White Box II	Y	White Box II	07/02/20	07/02/20	Jul-20	20,000	27,600	19,000	4,293	(14,707)			300	4,293	23,607		23,607
A	Fernandes Trimming Work	Y	Fernandes Trimming Work	07/03/20	07/03/20	Jul-20	20,000	28,400	19,000	4,828	(14,172)				4,828	23,572		23,572
A	Lincourt Pharmacy	Y	Lincourt Pharmacy	06/03/20	06/03/20	Jul-20	25,000	36,250	23,750	12,852	(10,898)				12,852	23,398		23,398
A	Flow Services and Consulting	Y	Flow Services and Consulting	07/17/20	07/17/20	Jul-20	17,500	25,375	16,625	2,220	(14,405)				2,220	23,155		23,155
A	The Rug Depot	Y	The Rug Depot	03/17/20	03/17/20	Jul-20	50,000	68,000	48,000	44,886	(3,114)				14,350	23,114		23,114
A	Five Star Tint	Y	Five Star Tint (Edwin Rosales)	02/28/20	02/28/20	Jul-20	35,000	47,600	33,600	24,830	(8,770)		225		8,029	22,995		22,995
A	Solomon Vape Services	Y	Solomon Vape Services	07/02/20	07/02/20	Jul-20	20,000	28,000	19,000	5,040	(13,960)				5,040	22,960		22,960
A	Sun Capital	Y	Sun Capital	06/25/20	06/25/20	Jul-20	20,000	29,000	19,000	6,063	(12,937)				6,063	22,937		22,937
A	Murray Hill Podiatric Associates	Y	Murray Hill Podiatric Associates	05/26/20	05/26/20	Jun-20	25,000	31,000	24,965	8,414	(16,551)		300		6,643	22,886		22,886
A	Jorawar Transportation	N	Jorawar Transportation	01/30/20	01/30/20	Jul-20	25,000	35,250	24,250	12,370	(11,880)				1,230	22,880		22,880
A	Big Ben Trucking	Y	Big Ben Trucking	10/18/19	10/18/19	Jul-20	40,000	53,600	38,800	32,546	(6,254)		1,800		2,350	22,854		22,854
A	G62 LLC	N	G62 LLC	01/07/20	01/07/20	Jun-20	20,000	27,000	19,400	6,171	(13,229)		1,275		-	22,104		22,104
A	Texas Premium Powersports	Y	Texas Premium Powersports	11/13/19	11/13/19	Jul-20	30,000	41,700	29,100	21,210	(7,890)		1,375		760	21,865		21,865
A	Genesis Design Build Group	Y	Genesis Design Build Group	05/01/20	05/01/20	Jul-20	35,000	49,000	33,250	27,172	(6,078)				18,263	21,828		21,828
A	Lammons Construction Company	Y	Lammons Construction Company	06/23/20	06/23/20	Jul-20	30,000	37,200	29,965	15,500	(14,465)		75		15,500	21,775		21,775
A	Rivas Automotive	Y	Rivas Automotive	02/20/20	02/20/20	Jul-20	30,000	41,700	28,800	19,935	(8,865)				8,159	21,765		21,765
A	Southwest VA Home Health Care	Y	Southwest VA Home Health Care	02/14/20	02/14/20	Jul-20	22,500	29,475	21,825	8,069	(13,756)		300		700	21,706		21,706
A	Square Design and Construction	Y	Square Design and Construction	02/05/20	02/05/20	Jul-20	50,000	69,500	48,500	47,906	(594)				16,359	21,594		21,594
A	Truehome Design Build	Y	(Truehome Design Build)	02/26/20	02/26/20	Jul-20	60,000	71,400	59,965	50,400	(9,565)		525		10,500	21,525		21,525
A	Phoenix Cable Services LLC	Y	Phoenix Cable Services LLC	03/18/20	03/18/20	Jul-20	30,000	40,500	28,500	19,500	(9,000)		525		9,000	21,525		21,525
A	BTR Services	Y	BTR Services	07/27/20	07/27/20	Jul-20	15,000	21,750	14,250	272	(13,978)				272	21,478		21,478
A	Mad City Mobility	Y	Mad City Mobility	01/31/20	01/31/20	Jul-20	25,000	34,750	24,250	13,437	(10,813)		150		2,100	21,463		21,463
A	Muggsuggs Towing and Recovery LLC	Y	Muggsuggs Towing and Recovery LLC	02/19/20	02/19/20	Jun-20	30,000	35,700	29,965	14,449	(15,516)		200		1,800	21,451		21,451
A	Reliable Service Company	Y	Reliable Service Company	07/10/20	07/10/20	Jul-20	17,000	24,650	16,150	3,287	(12,863)				3,287	21,363		21,363
A	Addendum	Y	Addendum LLC	03/09/20	03/09/20	Jul-20	15,000	21,150	14,400	905	(13,495)		1,050		200	21,295		21,295
A	Randall Orr CPA	Y	Randall Orr CPA (Orr Forensic Accounting)	07/24/20	07/24/20	Jul-20	15,000	21,750	14,250	483	(13,767)				483	21,267		21,267
A	Mountainville Dental	Y	Mountainville Dental	07/24/20	07/24/20	Jul-20	15,000	21,750	14,250	483	(13,767)				483	21,267		21,267
A	Cabernet LLC	Y	Cabernet LLC	01/21/20	01/21/20	Mar-20	25,000	34,750	24,250	13,900	(10,350)				21,125			21,125
A	DEA Trucking	Y	DEA Trucking LLC	02/27/20	02/27/20	Jul-20	20,000	27,800	19,200	6,791	(12,409)		275		2,460	21,109		21,109
A	A2B Express	Y	A2B Express	07/23/20	07/23/20	Jul-20	15,000	21,750	14,250	725	(13,525)		100		725	21,025		21,025
A	Yummy Yummy Korean BBQ	Y	Yummy Yummy Korean BBQ	06/23/20	06/23/20	Jul-20	20,000	28,000	19,000	7,000	(12,000)				7,000	21,000		21,000
A	GSG Corporation	Y	GSG Corporation	07/14/20	07/14/20	Jul-20	15,000	22,050	14,250	1,103	(13,148)				1,103	20,948		20,948
A	Permian Basin Ambulance Inc	Y	Permian Basin Ambulance Inc	07/23/20	07/23/20	Jul-20	15,000	21,750	14,250	816	(13,434)				816	20,934		20,934
A	Master Craftsmen	Y	Master Craftsmen (Jerry Lynn Scott)	07/23/20	07/23/20	Jul-20	15,000	21,750	14,250	816	(13,434)				816	20,934		20,934
A	Vanco LLC	Y	Vanco LLC	06/19/20	06/19/20	Jul-20	20,000	27,000	20,000	6,075	(13,925)				6,075	20,925		20,925
A	Haute Fabrics of Arlington LLC	Y	Haute Fabrics of Arlington LLC	01/30/20	01/30/20	Jul-20	30,000	41,700	29,100	21,093	(8,007)		300		7,000	20,907		20,907
A		Y		05/29/20	05/29/20	Jul-20	25,000	36,000	23,500	15,120	(8,380)				14,760	20,880		20,880

Securities and Exchange Commission, Plaintiff,
v.
Complete Business Solutions Group, Inc. d/b/a Par Funding et. al., Defendants.
CASE NO. 9:20-cv-81205
UNITED STATES DISTRICT COURT
SOUTHERN DISTRICT OF FLORIDA

Category A - Detail of CBSG MCA Suites Activity for the period from 2012 through July 27, 2020

Source: See footnotes							Total Advances and Repayments per MCA Suites		Cash Advances and Repayments per MCA Suites			Transactional Data per MCA Suites				A/R Balance (Note 10)		
MCA Category (Note 1)	Merchant Grouping (Note 11)	Funded After 01/01/20	Merchant Name (Note 8)	First Funding Date (Note 12)	Last Funding Date (Note 12)	Month of Last Payment (Note 13)	A	B	C	D	E = D-C	F	G	H	I	J	K	L = J+K
							Advance Amount (Note 4)	Payback (Note 5)	Net Cash Advanced (Note 6)	Total Cash Repayments (Note 7)	Net Cash Surplus (Deficit)	Total Reload (Note 9)	Total Write-off (Note 8)	Total Fee (Note 8)	Total Collections 06/2020-07/27/2020 (Note 7)	Active A/R	Default A/R	Total A/R
A	Carpe Diem Transportation	Y	Carpe Diem Transportation	01/15/20	01/15/20	Jul-20	20,000	27,800	19,400	7,228	(12,172)			250	1,946	20,822		20,822
A	Procure Prosthetics and Orthotics	Y	Procure Prosthetics and Orthotics	01/31/20	01/31/20	Jul-20	25,000	34,750	24,250	14,192	(10,058)			225	1,450	20,783		20,783
A	MC Restaurant Partners	N	MC Restaurant Partners	11/04/19	11/04/19	Jul-20	45,000	60,750	43,650	40,882	(2,768)			900	1,850	20,768		20,768
A	Best Auto Sales	Y	Abdalla Dubai LLC (Best Auto Sales)	07/27/20	07/27/20	Jul-20	15,000	21,000	14,700	263	(14,438)				263	20,738		20,738
A	Bluewater Financial Group	Y	Bluewater Financial Group	06/09/20	06/09/20	Jul-20	22,000	31,900	20,900	11,165	(9,735)				11,165	20,735		20,735
A	Carolina Coatings and Tiles	Y	Carolina Coatings and Tiles	07/08/20	07/08/20	Jul-20	17,500	24,500	16,625	3,811	(12,814)				3,811	20,689		20,689
A	Ginn Builders	Y	Ginn Builders (James K Ginn)	07/22/20	07/22/20	Jul-20	15,000	21,750	14,250	1,088	(13,162)				1,088	20,662		20,662
A	Stockton Management Group	Y	Stockton Management Group	02/27/20	02/27/20	Jul-20	20,000	23,800	19,965	3,900	(16,065)			750	500	20,650		20,650
A	Pho Golden Vietnamese Bar and Grill	Y	Pho Golden Vietnamese Bar and Grill	01/30/20	01/30/20	Jul-20	35,000	41,300	34,965	20,923	(14,042)			100	1,500	20,477		20,477
A	Norcal Prime Foods Distributor Inc	Y	Norcal Prime Foods Distributor Inc	07/21/20	07/21/20	Jul-20	15,000	21,750	14,250	1,359	(12,891)				1,359	20,391		20,391
A	Forkel Corp	N	Forkel Corp	12/20/19	12/20/19	Jul-20	25,000	35,000	25,000	15,514	(9,486)			800	1,389	20,286		20,286
A	One Shot Directional	Y	One Shot Directional	01/14/20	01/14/20	Jun-20	20,000	27,800	19,400	8,490	(10,910)			975	75	20,285		20,285
A	General Merchandise Enterprise	Y	General Merchandise Enterprise	02/10/20	02/10/20	Feb-20	15,000	20,850	14,550	745	(13,805)			100		20,205		20,205
A	Sonico Transport	Y	Sonico Transport	07/09/20	07/09/20	Jul-20	20,000	24,800	19,700	4,606	(15,094)				4,606	20,194		20,194
A	Steve Brales (Stav Foods)	Y	Steve Brales (Stav Foods)	02/21/20	02/21/20	Jul-20	20,000	27,800	19,200	7,950	(11,250)			300	500	20,150		20,150
A	B and A Ultimate Freedom Corp	Y	B and A Ultimate Freedom Corp	06/15/20	06/15/20	Jul-20	20,000	28,000	19,000	7,891	(11,109)				7,891	20,109		20,109
A	Michelles Massage Therapy	Y	Michelles Massage Therapy	03/12/20	03/12/20	Jul-20	15,000	20,850	14,550	1,126	(13,425)			300	400	20,025		20,025
A	MKL Enterprise	Y	MKL Enterprise	06/12/20	06/12/20	Jul-20	20,000	29,000	19,600	8,990	(10,610)				8,990	20,010		20,010
A	Triumph Investments Corp	Y	Triumph Investments Corp	07/20/20	07/20/20	Jul-20	15,000	21,600	14,250	1,620	(12,630)				1,620	19,980		19,980
A	TDTD Construction	Y	TDTD Construction	02/13/20	02/13/20	Jul-20	30,000	41,700	29,100	23,321	(5,779)			1,600	10,566	19,979		19,979
A	Imperium Builders	Y	Imperium Builders	06/18/20	06/18/20	Jul-20	20,000	29,000	19,000	9,022	(9,978)				9,022	19,978		19,978
A	Royall Artistry	Y	Royall Artistry (Sherril L Royall)	07/17/20	07/17/20	Jul-20	15,000	21,750	14,250	1,903	(12,347)				1,903	19,847		19,847
A	Gigacrete Inc	Y	Gigacrete Inc	05/15/20	05/15/20	Jul-20	30,000	40,500	28,500	20,655	(7,845)				16,605	19,845		19,845
A	Mario J Transport	Y	Mario J Transport	01/30/20	01/30/20	Jul-20	30,000	41,700	29,100	21,889	(7,211)				1,881	19,811		19,811
A	Gregory Brown Insurance Agency	Y	Gregory Brown Insurance Agency	07/24/20	07/24/20	Jul-20	15,000	20,250	14,250	450	(13,800)				450	19,800		19,800
A	Eric J Hughes (Ezy Es Takeout Delivery)	Y	Eric J Hughes (Ezy Es Takeout Delivery)	01/22/20	01/22/20	Mar-20	20,000	26,600	19,400	7,448	(11,952)			600		19,752		19,752
A	R and R Auto Express	Y	R and R Auto Express (Michael E Rector)	06/12/20	06/12/20	Jul-20	20,000	29,000	19,000	9,280	(9,720)				9,280	19,720		19,720
A	Zipf Matera LLC	Y	Zipf Matera LLC (Pats Little Deli)	07/13/20	07/13/20	Jul-20	15,000	21,750	14,250	2,175	(12,075)				2,175	19,575		19,575
A	W3 Transportation	Y	W3 Transportation	01/30/20	01/30/20	Jul-20	20,000	27,800	19,400	9,385	(10,015)			1,125	350	19,540		19,540
A	Facilities Maintenance of America	Y	Facilities Maintenance of America	06/05/20	06/05/20	Jul-20	25,000	36,250	23,750	16,766	(6,984)				16,766	19,484		19,484
A	Stormco	Y	Stormco LLC	07/13/20	07/13/20	Jul-20	15,000	21,750	14,250	2,417	(11,833)			75	2,417	19,408		19,408
A	Annies Pooch Pops	N	Annies Pooch Pops	03/04/19	03/04/19	Mar-20	40,000	56,000	38,800	37,300	(1,500)			625		19,325		19,325
A	Journey to Success LLC	Y	Journey to Success LLC	07/15/20	07/15/20	Jul-20	15,000	21,750	14,250	2,447	(11,803)				2,447	19,303		19,303
A	MG Solutions Law Group	Y	MG Solutions Law Group	07/09/20	07/09/20	Jul-20	15,000	21,750	14,250	2,570	(11,680)				2,570	19,180		19,180
A	Close Air Products (ADP HVAC)	Y	Close Air Products (ADP HVAC)	01/07/20	01/07/20	Mar-20	25,000	34,750	24,250	16,333	(7,918)			750		19,168		19,168
A	Vehicle Safety Inspection Services	Y	Vehicle Safety Inspection Services	07/02/20	07/02/20	Jul-20	20,000	24,800	19,965	5,723	(14,242)				5,723	19,077		19,077
A	A and S Logistics Oilfield	Y	A and S Logistics Oilfield	05/07/20	05/07/20	Jul-20	15,000	21,750	14,250	3,379	(10,871)			675	660	19,046		19,046

Securities and Exchange Commission, Plaintiff,
v.
Complete Business Solutions Group, Inc. d/b/a Par Funding et al., Defendants.
CASE NO. 9:20-cv-81205
UNITED STATES DISTRICT COURT
SOUTHERN DISTRICT OF FLORIDA

Category A - Detail of CBSG MCA Suites Activity for the period from 2012 through July 27, 2020

Source: See footnotes

MCA Category (Note 1)	Merchant Grouping (Note 11)	Funded After 01/01/20	Merchant Name (Note 8)	First Funding Date (Note 12)	Last Funding Date (Note 12)	Month of Last Payment (Note 13)	Total Advances and Repayments per MCA Suites		Cash Advances and Repayments per MCA Suites			Transactional Data per MCA Suites				A/R Balance (Note 10)		
							A	B	C	D	E = D-C	F	G	H	I	J	K	L = J+K
							Advance Amount (Note 4)	Payback (Note 5)	Net Cash Advanced (Note 6)	Total Cash Repayments (Note 7)	Net Cash Surplus (Deficit)	Total Reload (Note 9)	Total Write-off (Note 8)	Total Fee (Note 8)	Total Collections 06/2020-07/27/2020 (Note 7)	Active A/R	Default A/R	Total A/R
A	Anix Central Services Universal	Y	Anix Central Services LLC	07/14/20	07/14/20	Jul-20	15,000	21,750	14,250	2,719	(11,531)				2,719	19,031	19,031	
A	Weatherproofing and Construction Overlay Office	Y	Weatherproofing and Construction Overlay Office	05/06/20	05/06/20	May-20	15,000	21,750	14,250	3,045	(11,205)		300			19,005	19,005	
A	Petac Corporation	Y	Petac Corporation	07/02/20	07/02/20	Jul-20	16,000	23,200	15,200	4,350	(10,850)		150	4,350	19,000	18,980	18,980	
A	GPCR Incorporated	Y	GPCR Incorporated	01/28/20	01/28/20	Jul-20	20,000	28,000	19,400	9,245	(10,155)		225	900	18,980	18,980	18,980	
A	After Noonies	Y	After Noonies	07/17/20	07/17/20	Jul-20	15,000	20,400	14,250	1,428	(12,822)			1,428	18,972	18,972	18,972	
A	Credit Now	Y	Credit Now	02/26/20	02/26/20	Jul-20	25,000	31,000	24,965	12,133	(12,832)		100	5,000	18,967	18,967	18,967	
A	Brownbeauty Studios	Y	Brownbeauty Studios	02/27/20	02/27/20	Jul-20	15,000	20,850	14,400	2,105	(12,295)		200	483	18,945	18,945	18,945	
A	Do All Trucking	Y	Do All Trucking LLC	06/25/20	06/25/20	Jul-20	17,500	25,375	16,625	6,485	(10,140)			6,485	18,890	18,890	18,890	
A	JT Lawn Care and Home Improvement	Y	JT Lawn Care and Home Improvement	07/24/20	07/24/20	Jul-20	14,175	19,703	13,176	835	(12,341)			835	18,868	18,868	18,868	
A	Digital Navigation	Y	Digital Navigation	07/10/20	07/10/20	Jul-20	15,000	21,750	14,250	2,900	(11,350)			2,900	18,850	18,850	18,850	
A	Stoudt Associates	Y	Stoudt Associates	07/07/20	07/07/20	Jul-20	15,000	21,750	14,250	2,966	(11,284)			2,966	18,784	18,784	18,784	
A	MJ Fashion	Y	MJ Fashion	07/13/20	07/13/20	Jul-20	15,000	21,750	14,250	2,991	(11,259)			2,991	18,759	18,759	18,759	
A	Law Office of Samuel A Benjamin ESQ	Y	Law Office of Samuel A Benjamin ESQ	02/28/20	02/28/20	Jul-20	20,000	23,800	19,965	5,167	(14,798)		100	1,200	18,733	18,733	18,733	
A	Visionary Properties	Y	Visionary Properties	01/17/20	01/17/20	Jul-20	17,000	23,630	16,490	6,382	(10,108)		1,425	310	18,673	18,673	18,673	
A	Mat Transportation LLC	Y	Mat Transportation LLC	06/17/20	06/17/20	Jul-20	15,000	21,750	14,250	3,428	(10,823)		300	3,428	18,623	18,623	18,623	
A	The Car Factory 1	Y	The Car Factory 1	07/09/20	07/09/20	Jul-20	15,000	21,750	14,250	3,142	(11,108)			3,142	18,608	18,608	18,608	
A	AJA Aquarius Incorporated	Y	AJA Aquarius Incorporated	07/15/20	07/15/20	Jul-20	15,000	20,400	14,250	1,836	(12,414)			1,836	18,564	18,564	18,564	
A	Bold Alliances	Y	Bold Alliances	06/08/20	06/08/20	Jul-20	20,000	29,000	19,000	10,440	(8,560)			10,440	18,560	18,560	18,560	
A	Dr Kenneth E Ross Do	Y	Dr Kenneth E Ross Do	02/04/20	02/04/20	Jul-20	350,000	486,500	339,500	467,979	128,479			157,500	18,521	18,521	18,521	
A	Riverview Auto Sales (William Franklin Jones)	Y	Riverview Auto Sales (William Franklin Jones)	06/23/20	06/23/20	Jul-20	18,000	25,560	17,910	7,100	(10,810)			7,100	18,460	18,460	18,460	
A	Hadad Design and Construction	N	Hadad Design and Construction	03/13/20	03/13/20	Jul-20	20,000	27,800	19,200	10,133	(9,067)		600	4,875	18,267	18,267	18,267	
A	Ashton Ranel	Y	Ashton Ranel	12/19/19	12/19/19	Jul-20	75,000	104,250	72,750	86,283	13,533		300	12,128	18,267	18,267	18,267	
A	Homefront Construction	Y	Homefront Construction	02/21/20	02/21/20	Mar-20	15,000	18,750	15,000	625	(14,375)		100		18,225	18,225	18,225	
A	Ragone Enterprises	Y	Ragone Enterprises	05/15/20	05/15/20	Jul-20	30,000	42,000	28,500	23,800	(4,700)			19,133	18,200	18,200	18,200	
A	Typhoon Trucking Kenneth O Estep (Estep 5 Star Auto)	Y	Typhoon Trucking Kenneth O Estep (Estep 5 Star Auto)	05/18/20	05/18/20	Jul-20	30,000	43,500	28,500	25,556	(2,944)		200	20,663	18,144	18,144	18,144	
A	Crown Company	N	Crown Company	02/24/20	02/24/20	Jul-20	20,000	27,800	19,200	10,248	(8,952)		525	5,800	18,077	18,077	18,077	
A	Hoosier Carrier Services	Y	Hoosier Carrier Services	02/12/20	02/12/20	Jul-20	20,000	24,800	19,965	6,893	(13,072)		100	280	18,007	18,007	18,007	
A	DJ Trucks	Y	DJ Trucks	12/05/19	12/05/19	Jul-20	30,000	41,700	29,100	25,549	(3,551)		1,825	908	17,976	17,976	17,976	
A	The Tax Guys Ltd	Y	The Tax Guys Ltd	02/07/20	02/07/20	Jul-20	25,000	34,750	24,250	17,136	(7,114)		300	2,400	17,914	17,914	17,914	
A	Highlander Mechanical	Y	Highlander Mechanical	02/19/20	02/19/20	Jul-20	35,000	48,650	33,600	31,652	(1,948)		900	14,354	17,898	17,898	17,898	
A	Merchandise Liquidations	Y	Merchandise Liquidations	01/16/20	01/16/20	Jul-20	30,000	41,700	29,100	24,110	(4,990)		300	480	17,890	17,890	17,890	
A	Family Towing Collision and Customs (Holly Entwistle)	Y	Family Towing Collision and Customs (Holly Entwistle)	07/17/20	07/17/20	Jul-20	13,500	19,575	12,825	1,713	(11,112)			1,713	17,862	17,862	17,862	
A	Dustin Rotosky (Merchandise Liquidations)	Y	Dustin Rotosky (Merchandise Liquidations)	06/12/20	06/12/20	Jul-20	20,000	29,000	19,000	11,238	(7,763)		75	11,238	17,838	17,838	17,838	
A	G and F Wrought Iron (Roberto A Gomez Flores)	Y	G and F Wrought Iron (Roberto A Gomez Flores)	07/02/20	07/02/20	Jul-20	15,000	21,750	14,250	3,915	(10,335)			3,915	17,835	17,835	17,835	
A	Mambi of NJ LLC	Y	Mambi of NJ LLC	07/06/20	07/06/20	Jul-20	15,000	20,850	14,250	3,033	(11,217)			3,033	17,817	17,817	17,817	
A	KLY Investments	Y	KLY Investments	01/24/20	01/24/20	Jul-20	25,000	34,750	24,250	18,020	(6,230)		1,075	2,412	17,805	17,805	17,805	
A	HDEA LLC	Y	HDEA LLC	05/15/20	05/15/20	Jul-20	25,000	36,250	23,750	18,488	(5,263)			14,863	17,763	17,763	17,763	
A	Armenta Enterprises	Y	Armenta Enterprises	07/08/20	07/08/20	Jul-20	15,000	21,450	14,250	3,754	(10,496)			3,754	17,696	17,696	17,696	
A	Road Runner Couriers (Sharla B Wilson)	Y	Road Runner Couriers (Sharla B Wilson)	02/19/20	02/19/20	Jul-20	20,000	27,800	19,200	10,903	(8,297)		600	1,000	17,497	17,497	17,497	
A	Music City Motors	Y	Music City Motors	06/29/20	06/29/20	Jul-20	20,000	24,800	20,000	7,440	(12,560)		75	7,440	17,435	17,435	17,435	
A		Y		06/09/20	06/09/20	Jul-20	20,000	29,000	20,000	11,600	(8,400)			11,600	17,400	17,400	17,400	

Securities and Exchange Commission, Plaintiff,
v.
Complete Business Solutions Group, Inc. d/b/a Par Funding et. al., Defendants.
CASE NO. 9:20-cv-81205
UNITED STATES DISTRICT COURT
SOUTHERN DISTRICT OF FLORIDA

Category A - Detail of CBSG MCA Suites Activity for the period from 2012 through July 27, 2020

Source: See footnotes							Total Advances and Repayments per MCA Suites		Cash Advances and Repayments per MCA Suites			Transactional Data per MCA Suites				A/R Balance (Note 10)		
MCA Category (Note 1)	Merchant Grouping (Note 11)	Funded After 01/01/20	Merchant Name (Note 8)	First Funding Date (Note 12)	Last Funding Date (Note 12)	Month of Last Payment (Note 13)	A	B	C	D	E = D-C	F	G	H	I	J	K	L = J+K
							Advance Amount (Note 4)	Payback (Note 5)	Net Cash Advanced (Note 6)	Total Cash Repayments (Note 7)	Net Cash Surplus (Deficit)	Total Reload (Note 9)	Total Write-off (Note 8)	Total Fee (Note 8)	Total Collections 06/2020-07/27/2020 (Note 7)	Active A/R	Default A/R	Total A/R
A	Valor of The Lake Alarms	N	Valor of The Lake Alarms	12/12/19	12/12/19	May-20	20,000	28,200	19,400	12,323	(7,077)			1,450		17,327		17,327
A	Infinite Electric	Y	Infinite Electric	01/10/20	01/10/20	Jul-20	15,000	21,150	14,550	5,271	(9,280)			1,425	550	17,305		17,305
A	Salcor Ltd (Jamaica Wire and Metal)	Y	Salcor Ltd (Jamaica Wire and Metal)	06/15/20	06/15/20	Jul-20	25,000	31,000	24,965	13,728	(11,237)				13,728	17,272		17,272
A	Angel Care with a Vision Inc	Y	Angel Care with a Vision Inc	07/24/20	07/24/20	Jul-20	12,000	17,400	11,400	193	(11,207)				193	17,207		17,207
A	Peter Ellis Construction	Y	Peter Ellis Construction	06/26/20	06/26/20	Jul-20	15,000	21,750	15,000	4,785	(10,215)			100	4,785	17,065		17,065
A	Maddox Group LLC	Y	Maddox Group LLC	07/24/20	07/24/20	Jul-20	12,000	17,400	11,400	348	(11,052)				348	17,052		17,052
A	Thats Soul Vegan	Y	Thats Soul Vegan	02/10/20	02/10/20	Jul-20	15,000	20,850	14,550	4,251	(10,299)			450	150	17,049		17,049
A	Hood Clean USA	Y	Hood Clean USA of Southeastern Metro Atlanta	03/04/20	03/04/20	Mar-20	12,000	16,680	11,520	185	(11,335)			525		17,020		17,020
A	Excellent Custom Homes	Y	Excellent Custom Homes	06/03/20	06/03/20	Jul-20	30,000	37,200	29,965	20,194	(9,771)				20,194	17,006		17,006
A	Air Duct Specialists LLC	Y	Air Duct Specialists LLC	07/21/20	07/21/20	Jul-20	12,500	18,125	11,875	1,133	(10,742)				1,133	16,992		16,992
A	Perfect Melody Home Health Care	Y	Perfect Melody Home Health Care	06/26/20	06/26/20	Jul-20	15,000	21,750	14,250	4,785	(9,465)				4,785	16,965		16,965
A	Serenity Beauty Salon	Y	Serenity Beauty Salon	02/25/20	02/25/20	Jul-20	15,000	20,850	14,400	5,068	(9,332)			1,125	50	16,907		16,907
A	Genesis Auto Sales	Y	Genesis Auto Sales (Inocente Licea)	06/18/20	06/18/20	Jul-20	20,000	26,000	20,000	9,100	(10,900)				9,100	16,900		16,900
A	Phoenix Express	N	Phoenix Express	09/03/19	09/03/19	Jul-20	40,000	55,200	38,800	39,970	1,170			1,225	6,050	16,455		16,455
A	Llanero Corp	Y	Llanero Corp	07/17/20	07/17/20	Jul-20	15,000	18,600	14,775	2,170	(12,605)				2,170	16,430		16,430
A	Karthik Sampath MD	Y	Karthik Sampath MD	06/24/20	06/24/20	Jul-20	15,000	21,000	14,250	4,657	(9,593)			75	4,657	16,418		16,418
A	Coast 2 Coast Construction	Y	Coast 2 Coast Construction	06/08/20	06/08/20	Jul-20	20,000	27,200	19,000	10,880	(8,120)				10,880	16,320		16,320
A	Kraycos Inc	Y	Kraycos Inc	06/23/20	06/23/20	Jul-20	15,000	21,750	14,250	5,438	(8,813)				5,438	16,313		16,313
A	Arrowhead Inn	Y	Arrowhead Inn	02/18/20	02/18/20	Jul-20	40,000	47,600	39,965	31,299	(8,666)				11,759	16,301		16,301
A	FMK Automotive	Y	FMK Automotive (James Flowers)	07/17/20	07/17/20	Jul-20	12,000	17,400	11,400	1,107	(10,293)				1,107	16,293		16,293
A	Blaw Construction	Y	Blaw Construction	07/08/20	07/08/20	Jul-20	12,000	17,400	11,400	1,450	(9,950)			300	1,450	16,250		16,250
A	Mr Yards and More	Y	Mr Yards and More	06/25/20	06/25/20	Jul-20	15,000	21,750	14,250	5,558	(8,692)				5,558	16,192		16,192
A	Nosh Up	Y	Nosh Up	03/09/20	03/09/20	Jul-20	35,000	41,650	34,965	25,730	(9,235)			200	12,000	16,120		16,120
A	Lady Lake Montessori	Y	Lady Lake Montessori	01/30/20	01/30/20	Jun-20	12,000	16,440	11,640	1,793	(9,847)			1,425	-	16,072		16,072
A	Keynote Staffing	Y	Keynote Staffing	03/03/20	03/03/20	May-20	15,000	20,700	14,400	4,988	(9,413)			300		16,013		16,013
A	Schultz Endeavors Corporation	Y	Schultz Endeavors Corporation	07/23/20	07/23/20	Jul-20	12,000	16,440	11,400	519	(10,881)				519	15,921		15,921
A	Goldusmie Review	Y	Goldusmie Review (Goldstep2Prep Step2Rev)	06/18/20	06/18/20	Jul-20	15,000	21,300	14,250	5,422	(8,828)				5,422	15,878		15,878
A	Cappes Steak and Seafood	Y	Cappes Steak and Seafood	02/03/20	02/03/20	Jul-20	17,000	23,630	16,500	7,859	(8,641)			100	480	15,871		15,871
A	Brann Enterprise	Y	Brann Enterprise	03/25/20	03/25/20	Jul-20	100,000	131,000	97,000	115,280	18,280				53,710	15,720		15,720
A	Mike Wells Towing and Recovery	Y	Mike Wells Towing and Recovery	06/18/20	06/18/20	Jul-20	15,000	21,750	14,250	6,090	(8,160)				6,090	15,660		15,660
A	Lovern Enterprises	Y	Lovern Enterprises	03/06/20	03/06/20	Jul-20	35,000	41,650	34,965	26,009	(8,956)				12,259	15,641		15,641
A	A Hardwood Installations	Y	A Hardwood Installations	01/15/20	01/15/20	Jul-20	20,000	24,800	19,965	9,264	(10,701)			100	2,050	15,636		15,636
A	BJs Tiny Tots Daycare	Y	BJs Tiny Tots Daycare	06/25/20	06/25/20	Jul-20	14,000	20,300	13,300	4,669	(8,631)				4,669	15,631		15,631
A	AY General Service	Y	AY General Service	06/12/20	06/12/20	Jul-20	15,000	21,300	14,250	5,680	(8,570)				5,680	15,620		15,620
A	American Concrete	N	American Concrete	12/13/19	12/13/19	Mar-20	12,000	16,680	11,640	2,085	(9,555)			975		15,570		15,570
A	Grace Capital Group Real Estate Partners	Y	Grace Capital Group Real Estate Partners	01/22/20	01/22/20	Jul-20	20,000	27,800	19,400	12,820	(6,580)			525	800	15,505		15,505
A	Hanks Towing	Y	Hanks Towing	01/28/20	01/28/20	Jun-20	20,000	28,400	19,400	13,229	(6,171)			300	6,000	15,471		15,471
A	Griffin Empire Towing	Y	Griffin Empire Towing	06/22/20	06/22/20	Jul-20	15,000	21,750	14,250	6,283	(7,967)				6,283	15,467		15,467
A	Romeos Pizza and More	Y	Romeos Pizza and More	06/12/20	06/12/20	Jul-20	15,000	21,750	14,250	6,327	(7,923)				6,327	15,423		15,423
A	All City Glass of Oregon	Y	All City Glass of Oregon LLC	07/15/20	07/15/20	Jul-20	12,500	18,125	11,875	2,719	(9,156)				2,719	15,406		15,406
A	Law Offices of Lee M Nigen	Y	Law Offices of Lee M Nigen	01/13/20	01/13/20	Jul-20	20,000	27,800	19,400	12,930	(6,470)			525	360	15,395		15,395

Securities and Exchange Commission, Plaintiff,
v.
Complete Business Solutions Group, Inc. d/b/a Par Funding et. al., Defendants.
CASE NO. 9:20-cv-81205
UNITED STATES DISTRICT COURT
SOUTHERN DISTRICT OF FLORIDA

Category A - Detail of CBSG MCA Suites Activity for the period from 2012 through July 27, 2020

Source: See footnotes

MCA Category (Note 1)	Merchant Grouping (Note 11)	Funded After 01/01/20	Merchant Name (Note 8)	First Funding Date (Note 12)	Last Funding Date (Note 12)	Month of Last Payment (Note 13)	Total Advances and Repayments per MCA Suites		Cash Advances and Repayments per MCA Suites			Transactional Data per MCA Suites				A/R Balance (Note 10)		
							A	B	C	D	E = D-C	F	G	H	I	J	K	L = J+K
							Advance Amount (Note 4)	Payback (Note 5)	Net Cash Advanced (Note 6)	Total Cash Repayments (Note 7)	Net Cash Surplus (Deficit)	Total Reload (Note 9)	Total Write-off (Note 8)	Total Fee (Note 8)	Total Collections 06/2020-07/27/2020 (Note 7)	Active A/R	Default A/R	Total A/R
A	PGS Construction Group	Y	PGS Construction Group	02/24/20	02/24/20	Jul-20	15,000	21,150	14,400	6,076	(8,324)		300	800	15,374		15,374	
A	The Pip Stop LLC	Y	The Pip Stop LLC	07/15/20	07/15/20	Jul-20	12,000	17,040	11,400	1,704	(9,696)			1,704	15,336		15,336	
A	Maxxs Fleet Repairs	Y	Maxxs Fleet Repairs	06/19/20	06/19/20	Jul-20	15,000	21,000	14,250	5,670	(8,580)			5,670	15,330		15,330	
A	AZ Express Car	Y	AZ Express Car and Limousine Service	03/09/20	03/09/20	Jul-20	13,000	17,810	12,480	3,237	(9,243)		750	925	15,323		15,323	
A	R March Management	N	R March Management	06/20/17	06/20/17	Nov-19	60,000	86,400	60,000	72,380	12,380		1,225		15,245		15,245	
A	Serenity Wine Bar	Y	Serenity Wine Bar	02/20/20	02/20/20	Jul-20	25,000	31,750	24,000	16,513	(7,487)			8,159	15,237		15,237	
A	The Bridge Group of Arizona	Y	The Bridge Group of Arizona	06/23/20	06/23/20	Jul-20	21,000	26,040	20,965	10,850	(10,115)			10,850	15,190		15,190	
A	Perry Log and Lumber	Y	Perry Log and Lumber	07/08/20	07/08/20	Jul-20	12,000	17,400	11,400	2,215	(9,185)			2,215	15,185		15,185	
A	TND Construction	Y	TND Construction	01/03/20	01/03/20	Jul-20	30,000	39,600	29,100	24,560	(4,540)			5,710	15,040		15,040	
A	Paws and People Too	Y	Paws and People Too	02/13/20	02/13/20	Jul-20	20,000	27,800	19,200	13,170	(6,030)			375	3,500	15,005		15,005
A	Motif Hardware	Y	Motif Hardware	06/18/20	06/18/20	Jul-20	15,000	21,750	14,250	6,766	(7,484)			6,766	14,984		14,984	
A	Bella Homes (Niglio Design)	Y	Bella Homes (Niglio Design)	06/18/20	06/18/20	Jul-20	15,000	21,750	14,550	6,767	(7,783)			6,767	14,983		14,983	
A	Jay Complete Health	Y	Jay Complete Health	02/20/20	02/20/20	Jun-20	12,000	16,680	11,520	2,601	(8,919)		900	75	14,979		14,979	
A	Swanigan Legal Services	N	Swanigan Legal Services	10/30/19	10/30/19	Jul-20	27,000	38,880	26,190	24,026	(2,164)		100	1,000	14,954		14,954	
A	La Esquina Del Pan Con Bistec 3	Y	La Esquina Del Pan Con Bistec 2	02/21/20	02/21/20	Jul-20	12,000	16,440	11,520	1,958	(9,562)		300	150	14,782		14,782	
A	Auto Registration Solutions	N	Auto Registration Solutions	12/23/19	12/23/19	Jul-20	20,000	27,000	19,400	13,456	(5,944)		1,200	1,200	14,744		14,744	
A	RLM Logistics	Y	RLM Logistics	06/19/20	06/19/20	Jul-20	15,000	21,000	14,250	6,300	(7,950)			6,300	14,700		14,700	
A	Sky Capital Finance	Y	Sky Capital Finance	02/26/20	02/26/20	Jul-20	15,000	20,850	14,400	6,455	(7,945)		300	200	14,695		14,695	
A	Marcus Charles Investments	Y	Marcus Charles Investments	07/07/20	07/07/20	Jul-20	12,500	17,250	11,875	2,588	(9,288)			2,588	14,663		14,663	
A	Arden Flooring	Y	Arden Flooring	03/09/20	03/09/20	Jul-20	20,000	23,800	19,965	9,533	(10,432)		375	2,187	14,642		14,642	
A	Upton Services LLC	Y	Upton Services LLC	06/05/20	06/05/20	Jul-20	25,000	31,000	24,965	16,386	(8,579)			16,386	14,614		14,614	
A	Building Blocks Learning Center	Y	Building Blocks Learning Center	01/24/20	01/24/20	Jul-20	20,000	28,200	19,400	13,993	(5,408)		400	3,500	14,608		14,608	
A	JP Redding Contracting	Y	JP Redding Contracting	03/02/20	03/02/20	Jul-20	30,000	35,700	29,965	21,100	(8,865)			10,250	14,600		14,600	
A	City Line Auto	Y	Shane Swinehart (City Line Auto)	03/10/20	03/10/20	Jul-20	20,000	27,800	19,200	13,621	(5,579)		300	6,100	14,479		14,479	
A	Aibani Real Estate Investments	Y	Aibani Real Estate Investments	06/11/20	06/11/20	Jul-20	22,000	27,280	21,965	12,860	(9,105)			12,860	14,420		14,420	
A	Salveras Corp	Y	Salveras Corp	07/09/20	07/09/20	Jul-20	12,000	16,800	11,400	2,427	(8,973)			2,427	14,373		14,373	
A	Ranglin and Liang Trucking LLC	Y	Ranglin and Liang Trucking LLC	07/27/20	07/27/20	Jul-20	10,000	14,500	9,500	181	(9,319)			181	14,319		14,319	
A	Reis Enterprises	Y	Reis Enterprises	02/13/20	02/13/20	Jul-20	25,000	34,250	24,000	19,977	(4,024)			7,303	14,274		14,274	
A	Bwitz Construction Design and Management	Y	Bwitz Construction Design and Management	02/10/20	02/10/20	Jul-20	14,000	19,460	13,580	5,539	(8,041)		300	350	14,221		14,221	
A	City to Country Logistics	Y	City to Country Logistics	05/15/20	05/15/20	Jul-20	20,000	29,000	19,000	14,790	(4,210)			11,890	14,210		14,210	
A	IPG Professional Management	Y	IPG Professional Management	04/01/20	04/01/20	Jul-20	60,000	83,400	57,000	69,222	12,222			34,194	14,178		14,178	
A	Dr General Contractors	Y	Dr General Contractors LLC	07/24/20	07/24/20	Jul-20	10,000	14,500	9,500	363	(9,138)			363	14,138		14,138	
A	Palmetto Skidsteer Rental	Y	Palmetto Skidsteer Rental (Jerome James Middleton)	07/24/20	07/24/20	Jul-20	10,000	14,500	9,500	363	(9,138)			363	14,138		14,138	
A	J and J NW Communications	Y	J and J NW Communications	02/21/20	02/21/20	Jul-20	15,000	20,850	14,400	7,425	(6,975)		675	4,076	14,100		14,100	
A	Blends Feed and Farm Supply	Y	Blends Feed and Farm Supply	06/29/20	06/29/20	Jul-20	12,000	17,400	11,400	3,322	(8,078)			3,322	14,078		14,078	
A	BLNF	Y	BLNF (Holy K Sliva)	06/15/20	06/15/20	Jul-20	15,000	21,450	14,250	7,388	(6,862)			7,388	14,062		14,062	
A	Clean and Clear Water	Y	Clean and Clear Water	06/10/20	06/10/20	Jul-20	15,000	21,300	14,250	7,242	(7,008)			7,242	14,058		14,058	
A	Jeff Dixon Construction	Y	Jeff Dixon Construction Inc	07/24/20	07/24/20	Jul-20	10,729	14,913	10,230	917	(9,313)			917	13,996		13,996	
A	Markus Corp	Y	Markus Corp	02/19/20	02/19/20	Jul-20	10,000	14,100	9,600	791	(8,809)		675	550	13,984		13,984	
A	Alexandria Auto Body Inc	Y	Alexandria Auto Body Inc	07/23/20	07/23/20	Jul-20	10,000	14,500	9,500	544	(8,956)			544	13,956		13,956	

Securities and Exchange Commission, Plaintiff,
v.
Complete Business Solutions Group, Inc. d/b/a Par Funding et. al., Defendants.
CASE NO. 9:20-cv-81205
UNITED STATES DISTRICT COURT
SOUTHERN DISTRICT OF FLORIDA

Category A - Detail of CBSG MCA Suites Activity for the period from 2012 through July 27, 2020

Source: See footnotes							Total Advances and Repayments per MCA Suites		Cash Advances and Repayments per MCA Suites			Transactional Data per MCA Suites				A/R Balance (Note 10)		
MCA Category (Note 1)	Merchant Grouping (Note 11)	Funded After 01/01/20	Merchant Name (Note 8)	First Funding Date (Note 12)	Last Funding Date (Note 12)	Month of Last Payment (Note 13)	A	B	C	D	E = D-C	F	G	H	I	J	K	L = J+K
							Advance Amount (Note 4)	Payback (Note 5)	Net Cash Advanced (Note 6)	Total Cash Repayments (Note 7)	Net Cash Surplus (Deficit)	Total Reload (Note 9)	Total Write-off (Note 8)	Total Fee (Note 8)	Total Collections 06/2020-07/27/2020 (Note 7)	Active A/R	Default A/R	Total A/R
A	Henry's LP (Henry's Catering)	Y	Henry's LP (Henry's Catering)	01/15/20	01/15/20	Jul-20	20,000	27,400	19,400	13,479	(5,921)				1,629	13,921		13,921
A	BLW Enterprise	Y	BLW Enterprise	06/30/20	06/30/20	Jul-20	12,000	17,400	11,400	3,480	(7,920)				3,480	13,920		13,920
A	Mountain Container Trading	Y	Mountain Container Trading	03/05/20	03/05/20	Jul-20	60,000	83,400	57,600	69,500	11,900				27,800	13,900		13,900
A	Belcastro Electric	Y	Belcastro Electric	02/11/20	02/11/20	Jul-20	25,000	34,250	24,250	20,413	(3,837)				7,078	13,837		13,837
A	EI Mejor Pan Con Lechon Inc	Y	EI Mejor Pan Con Lechon Inc	07/21/20	07/21/20	Jul-20	10,000	14,500	9,500	906	(8,594)				906	13,594		13,594
A	AMF Group Inc	Y	AMF Group Inc	01/09/20	01/09/20	Jul-20	15,000	20,850	14,550	8,173	(6,378)			900	725	13,578		13,578
A	Lakeview Boys Home	Y	Lakeview Boys Home LLC	07/10/20	07/10/20	Jul-20	11,000	15,950	10,450	2,393	(8,057)				2,393	13,557		13,557
A	Heartland Harps and Music	N	Heartland Harps and Music	10/31/19	10/31/19	Jul-20	25,000	31,000	24,965	18,043	(6,922)			600	710	13,557		13,557
A	La Luna Ristorante	Y	La Luna Ristorante	01/17/20	01/17/20	Jul-20	20,000	27,800	19,400	15,844	(3,556)			1,500	4,342	13,456		13,456
A	Total Services Restoration	Y	Total Services Restoration	03/19/20	03/19/20	Jul-20	10,000	13,900	9,300	1,297	(8,003)			825	700	13,428		13,428
A	Marco Aguilar (Street Meet)	Y	Marco Aguilar (Street Meet)	02/05/20	02/05/20	Jul-20	14,000	19,460	13,580	6,860	(6,720)			825	1,800	13,425		13,425
A	Tony Perishable Express Inc	Y	Tony Perishable Express Inc	07/20/20	07/20/20	Jul-20	10,000	14,500	9,500	1,088	(8,413)				1,088	13,413		13,413
A	Cafe 45	Y	Cafe 45	07/17/20	07/17/20	Jul-20	10,000	14,500	9,500	1,128	(8,372)				1,128	13,372		13,372
A	Five Brothers Auto Repair	Y	Five Brothers Auto Repair	07/17/20	07/17/20	Jul-20	10,000	14,500	9,500	1,128	(8,372)				1,128	13,372		13,372
A	MS Marketing	Y	MS Marketing	01/13/20	01/13/20	Jul-20	50,000	69,500	48,500	56,144	7,644				12,259	13,356		13,356
A	Rob's Tower Motor Sales and Service	Y	Rob's Tower Motor Sales and Service	02/05/20	02/05/20	Jul-20	15,000	20,250	14,550	7,504	(7,046)			600	1,204	13,346		13,346
A	JC Global Solution	Y	JC Global Solution	05/21/20	05/21/20	Jul-20	20,000	29,000	19,000	15,950	(3,050)			225	13,775	13,275		13,275
A	Winslows Delivery Service	Y	Winslows Delivery Service (Lawrence A Winslow)	07/17/20	07/17/20	Jul-20	10,000	14,500	9,500	1,269	(8,231)				1,269	13,231		13,231
A	Fiocca Contracting and Real Estate LLC	Y	Fiocca Contracting and Real Estate LLC	07/15/20	07/15/20	Jul-20	10,000	14,500	9,500	1,450	(8,050)			150	1,450	13,200		13,200
A	Purnima Mehta MD LLC	Y	Purnima Mehta MD LLC	07/15/20	07/15/20	Jul-20	10,000	14,500	9,500	1,305	(8,195)				1,305	13,195		13,195
A	Secured Big Truck Maintenance and Mobile Repair	Y	Secured Big Truck Maintenance and Mobile Repair	01/23/20	01/23/20	Jul-20	40,000	55,600	38,800	42,436	3,636				12,259	13,164		13,164
A	East Meets West Internal and Preventative Medical Center	Y	East Meets West Internal and Preventative Medical Center	06/26/20	06/26/20	Jul-20	12,000	17,400	11,400	4,253	(7,147)				4,253	13,147		13,147
A	168 Medical Clinic	Y	168 Medical Clinic	05/01/20	05/01/20	Jul-20	25,000	33,500	24,200	20,435	(3,765)			75	13,735	13,140		13,140
A	Charter 1 Inc	Y	Charter 1 Inc	07/09/20	07/09/20	Jul-20	12,000	15,480	11,820	2,382	(9,438)				2,382	13,098		13,098
A	Irick Investments	Y	Irick Investments	01/17/20	01/17/20	Jul-20	35,000	43,050	34,965	29,987	(4,978)				5,297	13,063		13,063
A	Do It For Me Guy LLC	Y	Do It For Me Guy LLC	07/09/20	07/09/20	Jul-20	12,000	15,240	11,820	2,177	(9,643)				2,177	13,063		13,063
A	ASM Security LLC	Y	ASM Security LLC	07/15/20	07/15/20	Jul-20	10,000	14,500	9,500	1,450	(8,050)				1,450	13,050		13,050
A	Arcsmart LLC	Y	Arcsmart LLC	07/16/20	07/16/20	Jul-20	10,000	14,500	9,500	1,450	(8,050)				1,450	13,050		13,050
A	Mobile Customs	Y	Mobile Customs	01/10/20	01/10/20	Jul-20	12,500	17,375	12,125	5,453	(6,672)			1,125	300	13,047		13,047
A	Paris Express Trucking	Y	Paris Express Trucking LLC	07/23/20	07/23/20	Jul-20	10,000	13,500	9,500	506	(8,994)				506	12,994		12,994
A	The Law Office of Melissa D Polk	Y	The Law Office of Melissa D Polk	06/18/20	06/18/20	Jul-20	12,000	17,400	11,400	4,429	(6,971)				4,429	12,971		12,971
A	Dave and Mitchell Auto Group LLC	Y	Dave and Mitchell Auto Group LLC	07/20/20	07/20/20	Jul-20	10,000	14,000	9,500	1,050	(8,450)				1,050	12,950		12,950
A	Terra Home Remodeling	Y	Terra Home Remodeling	02/28/20	02/28/20	Jul-20	35,000	47,250	33,600	34,500	900			150	15,750	12,900		12,900
A	The Fire	Y	The Fire	07/21/20	07/21/20	Jan-00	10,000	12,900	9,850		(9,850)					12,900		12,900
A	Suite 704 Group	Y	Suite 704 Group	06/19/20	06/19/20	Jul-20	12,000	17,400	11,400	4,524	(6,876)				4,524	12,876		12,876
A	The Rex Bar and Grill	Y	The Rex Bar and Grill	05/26/20	05/26/20	Jul-20	15,000	21,750	14,250	8,898	(5,352)				8,107	12,852		12,852
A	JR Construction	Y	JR Construction	06/26/20	06/26/20	Jul-20	15,000	18,600	14,965	5,846	(9,119)			75	5,846	12,829		12,829
A	Designz Screen Printing and Embroidery	Y	Designz Screen Printing and Embroidery	02/19/20	02/19/20	Jul-20	15,000	20,850	14,550	8,032	(6,519)				2,450	12,819		12,819
A	Barstow Strong1 Inc	Y	Barstow Strong1 Inc	01/22/20	01/22/20	Jun-20	12,000	16,680	11,640	4,528	(7,112)			650	-	12,802		12,802
A	King Ferry Bottling Company LLC	Y	King Ferry Bottling Company LLC	07/15/20	07/15/20	Jul-20	10,000	14,200	9,500	1,420	(8,080)				1,420	12,780		12,780
A	North American Strongman	Y	North American Strongman	06/19/20	06/19/20	Jul-20	14,000	17,360	13,965	4,666	(9,299)			75	4,666	12,769		12,769
A	Belle Et Noir LLC	Y	Belle Et Noir LLC	07/10/20	07/10/20	Jul-20	10,000	14,500	9,500	1,740	(7,760)				1,740	12,760		12,760

Securities and Exchange Commission, Plaintiff,
v.
Complete Business Solutions Group, Inc. d/b/a Par Funding et. al., Defendants.
CASE NO. 9:20-cv-81205
UNITED STATES DISTRICT COURT
SOUTHERN DISTRICT OF FLORIDA

Category A - Detail of CBSG MCA Suites Activity for the period from 2012 through July 27, 2020

Source: See footnotes

MCA Category (Note 1)	Merchant Grouping (Note 11)	Funded After 01/01/20	Merchant Name (Note 8)	First Funding Date (Note 12)	Last Funding Date (Note 12)	Month of Last Payment (Note 13)	Total Advances and Repayments per MCA Suites		Cash Advances and Repayments per MCA Suites			Transactional Data per MCA Suites				A/R Balance (Note 10)		
							A	B	C	D	E = D-C	F	G	H	I	J	K	L = J+K
							Advance Amount (Note 4)	Payback (Note 5)	Net Cash Advanced (Note 6)	Total Cash Repayments (Note 7)	Net Cash Surplus (Deficit)	Total Reload (Note 9)	Total Write-off (Note 8)	Total Fee (Note 8)	Total Collections 06/2020-07/27/2020 (Note 7)	Active A/R	Default A/R	Total A/R
A	HRB Contracting LLC	Y	HRB Contracting LLC	07/10/20	07/10/20	Jul-20	10,000	14,500	9,500	1,740	(7,760)				1,740	12,760		12,760
A	SDJ Enterprise Grace Hospice Services	Y	SDJ Enterprise Grace Hospice Services	03/11/20	03/11/20	Jul-20	10,000	13,900	9,600	1,442	(8,158)	300	800		12,758		12,758	
A	Macias Equipment	Y	Macias Equipment	05/22/20	05/22/20	Jul-20	30,000	37,200	29,965	24,446	(5,519)		21,789		12,754		12,754	
A	Compass Pointe Off Campus	Y	Compass Pointe Off Campus	05/22/20	05/22/20	Jul-20	30,000	37,200	29,965	24,446	(5,519)		21,789		12,754		12,754	
A	Jaxx Construction LLC	Y	Jaxx Construction LLC	02/05/20	02/05/20	Jul-20	25,000	34,750	24,250	22,527	(1,723)	475	4,000		12,698		12,698	
A	EDFA LLC	Y	EDFA LLC	07/14/20	07/14/20	Jul-20	10,000	14,500	9,500	1,813	(7,688)		1,813		12,688		12,688	
A	Hasan 1 Inc	Y	Hasan 1 Inc	05/22/20	05/22/20	Jul-20	15,000	21,750	14,250	9,096	(5,154)		8,107		12,654		12,654	
A	Jawireless Corporation	Y	Jawireless Corporation	06/01/20	06/01/20	Jul-20	14,000	19,180	13,500	6,553	(6,947)		6,553		12,627		12,627	
A	Waroquier	Y	Waroquier Coal Company	02/24/20	02/24/20	Jul-20	15,000	21,300	14,400	9,017	(5,383)	300	2,795		12,583		12,583	
A	Ann Produce	Y	Ann Produce	07/10/20	07/10/20	Jul-20	10,000	14,500	9,500	1,994	(7,506)	75	1,994		12,581		12,581	
A	Open Hearts Open Minds	N	Open Hearts Open Minds	12/12/19	12/12/19	Jul-20	10,000	13,900	9,700	2,338	(7,363)	975	600		12,538		12,538	
A	Hard Knox Transport LLC	Y	Hard Knox Transport LLC	07/01/20	07/01/20	Jul-20	10,000	14,500	9,500	2,417	(7,083)	450	2,417		12,533		12,533	
A	Speed Zone Motor Sports	Y	Speed Zone Motor Sports	07/13/20	07/13/20	Jul-20	10,000	14,500	9,500	1,994	(7,506)		1,994		12,506		12,506	
A	Munsons Automotive	Y	Munsons Automotive	03/04/20	03/04/20	Jul-20	12,000	16,440	11,520	4,286	(7,234)	300	800		12,454		12,454	
A	Paramount Care Staffing Solutions	Y	Paramount Care Staffing Solutions	05/28/20	05/28/20	Jul-20	15,000	21,750	14,250	9,353	(4,898)		8,918		12,398		12,398	
A	New Beginning Used Tires (Andres E Alvarez Salinas)	Y	New Beginning Used Tires (Andres E Alvarez Salinas)	05/28/20	05/28/20	Jul-20	15,000	21,750	14,250	9,353	(4,898)		8,918		12,398		12,398	
A	DFY Dance Studio	Y	DFY Dance Studio	06/03/20	06/03/20	Jul-20	15,000	21,000	14,250	8,621	(5,629)		8,621		12,379		12,379	
A	Sit N Spin Slots	Y	Sit N Spin Slots	03/06/20	03/06/20	Jun-20	10,000	13,900	9,600	1,623	(7,977)	100	-		12,377		12,377	
A	Signs Empire LLC	Y	Signs Empire LLC	01/30/20	01/30/20	Jul-20	15,000	20,850	14,550	8,569	(5,981)	75	900		12,356		12,356	
A	Mad Beauty Supply LLC	Y	Mad Beauty Supply LLC	07/09/20	07/09/20	Jul-20	10,000	14,200	9,500	1,846	(7,654)		1,846		12,354		12,354	
A	Tarko Pros Home Solutions	Y	Tarko Pros Home Solutions	07/24/20	07/24/20	Jul-20	8,700	12,615	8,250	280	(7,970)		280		12,335		12,335	
A	Woods Wholesale Transportation Garage	Y	Woods Wholesale Transportation Garage	05/18/20	05/18/20	Jul-20	17,000	24,650	16,150	12,325	(3,825)		10,107		12,325		12,325	
A	Plumbright	Y	Plumbright Inc	01/08/20	01/08/20	Jul-20	20,000	27,800	19,400	15,852	(3,548)	375	200		12,323		12,323	
A	Murillos Restaurant	Y	Murillos Restaurant	07/10/20	07/10/20	Jul-20	10,000	14,200	9,500	1,893	(7,607)		1,893		12,307		12,307	
A	Olean Hospitality Group	Y	Olean Hospitality Group	05/14/20	05/14/20	Jul-20	20,000	29,000	19,000	16,755	(2,245)		13,211		12,245		12,245	
A	Aragon Medical Transport	Y	Aragon Medical Transport	02/06/20	02/06/20	Jul-20	30,000	41,700	29,100	29,515	415		8,200		12,185		12,185	
A	Law Offices of David McQuade Leibowitz PC	Y	Law Offices of David McQuade Leibowitz PC	01/30/20	01/30/20	Jul-20	15,000	19,650	15,000	7,844	(7,156)	375	350		12,181		12,181	
A	3 Fast 2 Serious Trucking LLC	N	3 Fast 2 Serious Trucking LLC	12/05/19	12/05/19	Jul-20	30,000	41,700	29,100	29,583	483	1,200	4,400		12,167		12,167	
A	Galatians Logistics LLC	Y	Galatians Logistics LLC	07/09/20	07/09/20	Jul-20	10,000	14,500	9,500	2,356	(7,144)		2,356		12,144		12,144	
A	Prolific Auto Parlor	Y	Prolific Auto Parlor (Leonard Daniels)	07/07/20	07/07/20	Jul-20	10,000	14,500	9,500	2,417	(7,083)		2,417		12,083		12,083	
A	Schunks Rock Farm	Y	Schunks Rock Farm	07/08/20	07/08/20	Jul-20	10,000	14,500	9,500	2,538	(6,962)		2,538		11,962		11,962	
A	Every Second Counts Auto Transporter	Y	Every Second Counts Auto Transporter	02/04/20	02/04/20	Jul-20	30,000	41,700	29,100	29,835	735		8,159		11,865		11,865	
A	American Built Homes	Y	American Built Homes	02/04/20	02/04/20	Jul-20	10,000	13,500	9,500	2,100	(7,400)	400	2,100		11,800		11,800	
A	BLIPD LLC	Y	BLIPD LLC	02/03/20	02/03/20	Jul-20	20,000	23,800	19,965	12,168	(7,797)	100	12,168		11,732		11,732	
A	Rachet Industries	Y	Rachet Industries	02/04/20	02/04/20	Jul-20	20,000	27,800	19,400	16,750	(2,650)	675	5,025		11,725		11,725	
A	Richard J Aboud CPA	Y	Richard J Aboud CPA	02/26/20	02/26/20	Jul-20	12,000	16,680	11,520	5,269	(6,251)	300	725		11,711		11,711	
A	Nevers Home Health Care	Y	Nevers Home Health Care	06/04/20	06/04/20	Jul-20	15,000	20,250	14,250	8,550	(5,700)		8,550		11,700		11,700	
A	Good Guys Moving	Y	Good Guys Moving and Transport	06/24/20	06/24/20	Jul-20	11,000	15,950	10,450	4,253	(6,197)		4,253		11,697		11,697	
A	Alpine Group	Y	Alpine Group	06/05/20	06/05/20	Jul-20	20,000	24,800	19,965	13,109	(6,856)		13,109		11,691		11,691	
A	AutoBahn Motorsports	Y	AutoBahn Motorsports	07/02/20	07/02/20	Jul-20	10,000	14,500	9,500	2,900	(6,600)	75	2,900		11,675		11,675	
A	AutoBahn Motorsports	Y	AutoBahn Motorsports	06/11/20	06/11/20	Jul-20	12,000	17,400	11,400	5,742	(5,658)		5,742		11,658		11,658	

Securities and Exchange Commission, Plaintiff,
v.
Complete Business Solutions Group, Inc. d/b/a Par Funding et. al., Defendants.
CASE NO. 9:20-cv-81205
UNITED STATES DISTRICT COURT
SOUTHERN DISTRICT OF FLORIDA

Category A - Detail of CBSG MCA Suites Activity for the period from 2012 through July 27, 2020

Source: See footnotes

MCA Category (Note 1)	Merchant Grouping (Note 11)	Funded After 01/01/20	Merchant Name (Note 8)	First Funding Date (Note 12)	Last Funding Date (Note 12)	Month of Last Payment (Note 13)	Total Advances and Repayments per MCA Suites		Cash Advances and Repayments per MCA Suites			Transactional Data per MCA Suites				A/R Balance (Note 10)		
							A	B	C	D	E = D-C	F	G	H	I	J	K	L = J+K
							Advance Amount (Note 4)	Payback (Note 5)	Net Cash Advanced (Note 6)	Total Cash Repayments (Note 7)	Net Cash Surplus (Deficit)	Total Reload (Note 9)	Total Write-off (Note 8)	Total Fee (Note 8)	Total Collections 06/2020-07/27/2020 (Note 7)	Active A/R	Default A/R	Total A/R
A	Christian Issels Naturopathic Dr	Y	Christian Issels Naturopathic Dr	04/30/20	04/30/20	Jul-20	30,000	42,600	28,500	31,073	2,573			75	20,548	11,602		11,602
A	Caruso Brothers Painting	Y	Caruso Brothers Painting	06/16/20	06/16/20	Jul-20	12,000	17,400	11,400	5,800	(5,600)				5,800	11,600		11,600
A	Imacks E Services	Y	Imacks E Services	06/16/20	06/16/20	Jul-20	12,000	17,400	11,400	5,800	(5,600)				5,800	11,600		11,600
A	Capital Equity Partner	Y	Capital Equity Partner	01/23/20	01/23/20	Jul-20	10,000	13,900	9,700	4,032	(5,668)		1,725	100		11,593		11,593
A	Team Phoenix Marketing	Y	Team Phoenix Marketing LLC	07/15/20	07/15/20	Jul-20	9,000	13,050	8,550	1,468	(7,082)				1,468	11,582		11,582
A	Boyer Education Group	Y	Boyer Education Group	01/23/20	01/23/20	Jul-20	15,000	20,850	14,550	9,826	(4,725)		525	4,100		11,550		11,550
A	Nations Contracting and Roofing	Y	Nations Contracting and Roofing	02/21/20	02/21/20	May-20	10,000	13,900	9,600	2,980	(6,620)		600			11,520		11,520
A	Bahia Restaurant Bar and Lounge	Y	Bahia Restaurant Bar and Lounge	02/07/20	02/07/20	Jul-20	17,000	20,230	16,965	8,825	(8,140)		100	1,400		11,505		11,505
A	Daleys Wood Fire	Y	Daleys Wood Fire	02/25/20	02/25/20	Jul-20	12,000	16,680	11,520	5,919	(5,601)		725	1,800		11,486		11,486
A	Alpine Construction	Y	Alpine Construction	01/17/20	01/17/20	Jul-20	20,000	27,800	19,400	17,097	(2,303)		750		5,838	11,453		11,453
A	Kelsdge Solutions	Y	Kelsdge Solutions	06/12/20	06/12/20	Jul-20	17,000	21,080	16,965	9,636	(7,329)				9,636	11,444		11,444
A	Alpha Omega Chiropractic (Joshua Auzenne)	Y	Alpha Omega Chiropractic (Joshua Auzenne)	07/01/20	07/01/20	Jul-20	10,000	14,500	9,500	3,061	(6,439)				3,061	11,439		11,439
A	INK Flipped Remodelling	Y	INK Flipped Remodelling	01/31/20	01/31/20	May-20	15,000	20,850	14,550	10,267	(4,283)		750			11,333		11,333
A	Total Care Plumbing	Y	Total Care Plumbing	01/27/20	01/27/20	Jul-20	12,000	16,680	11,640	5,877	(5,763)		525	800		11,328		11,328
A	VCA Partitions	Y	VCA Partitions	02/19/20	02/19/20	Jul-20	30,000	40,800	29,100	29,482	382			8,159		11,318		11,318
A	JKJC Enterprise	Y	JKJC Enterprise	06/30/20	06/30/20	Jul-20	10,000	14,500	9,500	3,222	(6,278)			3,222		11,278		11,278
A	Skimino Enterprises	Y	Skimino Enterprises	04/22/20	04/22/20	Jul-20	15,000	21,300	13,950	10,324	(3,626)		300	4,573		11,276		11,276
A	Caldwell Contracting LLC	Y	Caldwell Contracting LLC	07/21/20	07/21/20	Jul-20	10,000	12,400	9,965	1,127	(8,838)			1,127		11,273		11,273
A	C and R Delivery Service	Y	C and R Delivery Service	07/02/20	07/02/20	Jul-20	10,000	14,500	9,500	3,263	(6,238)			3,263		11,238		11,238
A	Texas Civil Construction	Y	Texas Civil Construction	01/31/20	01/31/20	Jul-20	25,000	34,500	24,250	23,307	(943)			4,920		11,193		11,193
A	Legacy Restaurant	Y	Legacy Restaurant	07/07/20	07/07/20	Jul-20	10,000	14,500	9,500	3,383	(6,117)		75	3,383		11,192		11,192
A	JNJ Trucking	Y	JNJ Trucking	06/24/20	06/24/20	Jul-20	15,000	18,600	14,965	7,440	(7,525)			7,440		11,160		11,160
A	Dr Dennis Fassman	Y	Dr Dennis Fassman	01/08/20	01/08/20	Jul-20	25,000	34,750	24,250	23,793	(457)		200	4,000		11,157		11,157
A	SRA Services	Y	SRA Services	05/19/20	05/19/20	Jul-20	15,000	21,750	14,250	10,658	(3,593)			8,918		11,093		11,093
A	Country Girl Saloon	Y	Country Girl Saloon	03/12/20	03/12/20	Jul-20	15,000	17,850	14,965	6,770	(8,196)			2,250		11,081		11,081
A	Worldwide Guru Corporation	Y	Worldwide Guru Corporation	01/24/20	01/24/20	May-20	10,000	13,900	9,700	4,170	(5,530)		1,350			11,080		11,080
A	As Safe As Possible Transportation	Y	As Safe As Possible Transportation	02/27/20	02/27/20	Jul-20	10,000	14,400	9,600	4,467	(5,133)		1,125	65		11,058		11,058
A	Better Auto Sales	Y	Better Auto Sales	02/28/20	02/28/20	Jul-20	15,000	21,150	14,400	10,699	(3,701)		575	800		11,026		11,026
A	Shannon L Doherty (Coco and Lala Watch Hills)	N	Shannon L Doherty (Coco and Lala Watch Hills)	12/31/19	12/31/19	Mar-20	10,000	13,900	9,700	3,849	(5,851)		975			11,026		11,026
A	Hartman Family Chiropractic	Y	Hartman Family Chiropractic	06/11/20	06/11/20	Jul-20	12,000	17,400	11,400	6,380	(5,020)			6,380		11,020		11,020
A	OT Paralegal Services	Y	OT Paralegal Services	03/04/20	03/04/20	Jul-20	12,500	14,875	12,465	4,159	(8,306)		300	1,500		11,016		11,016
A	The Empowerment Centre	Y	The Empowerment Centre	06/22/20	06/22/20	Jul-20	10,000	14,400	9,750	3,404	(6,346)			3,404		10,996		10,996
A	Byers Insurance Agency	Y	Byers Insurance Agency	01/14/20	01/14/20	Jul-20	12,000	14,880	11,965	4,140	(7,825)		200	1,400		10,940		10,940
A	White Mountain Insulation	Y	White Mountain Insulation	01/15/20	01/15/20	Jul-20	20,000	28,200	19,400	17,271	(2,129)			5,125		10,929		10,929
A	Triple C Carriages Step It Up	Y	Triple C Carriages Step It Up	05/13/20	05/13/20	Jul-20	20,000	29,000	19,400	18,083	(1,317)			13,988		10,917		10,917
A	Construction (Ryan Kostantenaco)	Y	Construction (Ryan Kostantenaco)	06/02/20	06/02/20	Jul-20	15,000	21,750	14,250	10,875	(3,375)			10,875		10,875		10,875
A	American Citizens Transport	N	American Citizens Transport	12/13/19	12/13/19	Jul-20	40,000	55,600	39,000	44,751	5,751			7,800		10,849		10,849
A	Nexthome Ocean State Realty Group	Y	Nexthome Ocean State Realty Group (JTB Realty)	07/06/20	07/06/20	Jul-20	10,000	13,500	9,500	2,700	(6,800)			2,700		10,800		10,800
A	11 Thousand Foxes Tattoo	Y	10 Thousand Foxes Tattoo	03/17/20	03/17/20	Jul-20	15,000	17,850	14,250	7,415	(6,835)		300	925		10,735		10,735

Securities and Exchange Commission, Plaintiff,
v.
Complete Business Solutions Group, Inc. d/b/a Par Funding et. al., Defendants.
CASE NO. 9:20-cv-81205
UNITED STATES DISTRICT COURT
SOUTHERN DISTRICT OF FLORIDA

Category A - Detail of CBSG MCA Suites Activity for the period from 2012 through July 27, 2020

Source: See footnotes							Total Advances and Repayments per MCA Suites		Cash Advances and Repayments per MCA Suites			Transactional Data per MCA Suites				A/R Balance (Note 10)		
MCA Category (Note 1)	Merchant Grouping (Note 11)	Funded After 01/01/20	Merchant Name (Note 8)	First Funding Date (Note 12)	Last Funding Date (Note 12)	Month of Last Payment (Note 13)	A	B	C	D	E = D-C	F	G	H	I	J	K	L = J+K
							Advance Amount (Note 4)	Payback (Note 5)	Net Cash Advanced (Note 6)	Total Cash Repayments (Note 7)	Net Cash Surplus (Deficit)	Total Reload (Note 9)	Total Write-off (Note 8)	Total Fee (Note 8)	Total Collections 06/2020-07/27/2020 (Note 7)	Active A/R	Default A/R	Total A/R
A	Andy Trung Phan (Creative Nail Spa)	Y	Andy Trung Phan (Creative Nail Spa)	01/10/20	01/10/20	Jul-20	12,000	16,680	11,640	6,713	(4,927)			750	725	10,717		10,717
A	Beettan LLC	Y	Beettan LLC	06/24/20	06/24/20	Jul-20	10,000	14,500	9,500	3,867	(5,633)				3,867	10,633		10,633
A	Garrett Home Solutions	Y	Garrett Home Solutions	07/24/20	07/24/20	Jul-20	7,500	10,875	7,125	272	(6,853)				272	10,603		10,603
A	DXB Express	Y	DXB Express	02/10/20	02/10/20	Jul-20	7,500	10,425	7,275	826	(6,449)			975	400	10,574		10,574
A	LDM Home and Garden Services	Y	LDM Home and Garden Services	06/17/20	06/17/20	Jul-20	10,000	14,500	9,500	4,189	(5,311)			225	4,189	10,536		10,536
A	Angela Faircloth Rainey (Cotton Alley)	Y	Angela Faircloth Rainey (Cotton Alley)	02/05/20	02/05/20	Jul-20	12,000	16,680	11,640	7,663	(3,977)			1,425	1,980	10,442		10,442
A	Am Pm Tune and Lube	Y	50 50 LLC (Am Pm Tune and Lube)	07/08/20	07/08/20	Jul-20	9,000	13,050	8,550	2,610	(5,940)				2,610	10,440		10,440
A	Next Generation Professional Services	Y	Next Generation Professional Services	06/08/20	06/08/20	Jul-20	12,000	17,400	11,400	6,960	(4,440)				6,960	10,440		10,440
A	Bear Plumbing	Y	Bear Plumbing LLC	07/14/20	07/14/20	Jul-20	8,000	11,600	7,600	1,160	(6,440)				1,160	10,440		10,440
A	Electrofix Mobile Solution	Y	Electrofix Mobile Solution	02/20/20	02/20/20	Jul-20	12,000	16,680	11,520	7,488	(4,032)			1,200	-	10,392		10,392
A	Dereks Towing and Recovery	Y	Derek Alexander White (Dereks Towing and Recovery)	06/22/20	06/22/20	Jul-20	10,000	14,500	9,500	4,189	(5,311)			75	4,189	10,386		10,386
A	XYLO HQ LLC	Y	XYLO HQ LLC	03/03/20	03/03/20	Jul-20	25,000	33,750	24,000	23,525	(475)			150	6,400	10,375		10,375
A	D and B Pharmacy	Y	D and B Pharmacy	05/28/20	05/28/20	Jul-20	30,000	36,600	29,965	26,230	(3,735)				25,010	10,370		10,370
A	LMA Trucking	Y	LMA Trucking	01/27/20	01/27/20	Jul-20	14,000	18,900	13,580	8,832	(4,748)			300	250	10,368		10,368
A	Thumbs Up Transit	Y	Thumbs Up Transit	02/13/20	02/13/20	Jul-20	10,000	13,700	9,700	3,828	(5,872)			450	240	10,322		10,322
A	Colorado Premier Insulation	Y	Colorado Premier Insulation LLC	07/22/20	07/22/20	Jul-20	7,500	10,875	7,125	621	(6,504)				621	10,254		10,254
A	Lucky Day Bail Bonds	Y	Lucky Day Bail Bonds	06/08/20	06/08/20	Jul-20	12,000	17,040	11,400	6,816	(4,584)				6,816	10,224		10,224
A	Mamas Mabuhay Restaurant and Catering	Y	Mamas Mabuhay Restaurant and Catering	03/13/20	03/13/20	Jul-20	8,000	10,880	7,680	768	(6,912)			100	175	10,212		10,212
A	Ossi Construction	N	Ossi Construction	11/07/19	11/07/19	Jul-20	15,000	21,000	14,550	11,167	(3,383)			350	2,000	10,183		10,183
A	Chabas Thai Massage	Y	Chabas Thai Massage	02/12/20	02/12/20	Jul-20	10,000	13,900	9,700	4,056	(5,644)			300	720	10,144		10,144
A	Great Path Logistics	Y	Great Path Logistics	02/14/20	02/14/20	Jul-20	10,000	13,900	9,600	4,220	(5,380)			450	50	10,130		10,130
A	Exceptional Renovations LLC	Y	Exceptional Renovations LLC	07/21/20	07/21/20	Jul-20	7,500	10,875	7,125	777	(6,348)				777	10,098		10,098
A	Johnson Transportation	Y	Johnson Transportation	07/21/20	07/21/20	Jul-20	7,500	10,875	7,125	777	(6,348)				777	10,098		10,098
A	Best Recruiting	Y	Best Recruiting	02/05/20	02/05/20	Jul-20	15,000	20,550	14,550	10,466	(4,084)			400	3,495	10,096		10,096
A	Francisco Pug and Antonio	Y	Francisco Pug and Antonio	02/11/20	02/11/20	Jul-20	12,000	16,680	11,640	6,613	(5,027)				1,025	10,067		10,067
A	RM Cal Development	Y	RM Cal Development	07/23/20	07/23/20	Jul-20	7,500	10,500	7,125	525	(6,600)				525	9,975		9,975
A	Vitality Fresh Foods	Y	Vitality Fresh Foods	02/05/20	02/05/20	Jul-20	12,000	16,680	11,640	7,631	(4,009)			900	1,200	9,949		9,949
A	3413 Butcher Shop	Y	Butcher Shop Corporation	01/23/20	01/23/20	Jul-20	100,000	139,000	97,000	129,072	32,072				40,707	9,928		9,928
A	Shear Lace Boutique	Y	Shear Lace Boutique LLC	07/09/20	07/09/20	Jul-20	8,000	11,600	7,600	1,676	(5,924)				1,676	9,924		9,924
A	One Ply Roofing	Y	One Ply Roofing	05/19/20	05/19/20	Jul-20	15,000	21,750	15,000	11,842	(3,158)				9,908	9,908		9,908
A	TV Compras International	N	TV Compras International	10/31/19	10/31/19	Jul-20	15,000	20,550	14,550	11,618	(2,932)				125	9,907		9,907
A	CMAC Mechanical	Y	CMAC Mechanical	03/09/20	03/09/20	Jul-20	8,000	11,120	7,680	1,517	(6,163)			975	800	9,903		9,903
A	Masters Painting 1 LLC	Y	Masters Painting 1 LLC	07/24/20	07/24/20	Jul-20	7,000	10,150	6,650	254	(6,396)				254	9,896		9,896
A	Midwest Pro Cleaning Services of KC	Y	Midwest Pro Cleaning Services of KC	07/10/20	07/10/20	Jul-20	8,000	11,360	7,600	1,515	(6,085)				1,515	9,845		9,845
A	Gill Transport	Y	Gill Transport	06/17/20	06/17/20	Jul-20	10,000	14,500	9,500	4,672	(4,828)				4,672	9,828		9,828
A	Curb Appeal Landscaping and Design	Y	Curb Appeal Landscaping and Design	06/30/20	06/30/20	Jul-20	10,000	12,400	9,965	2,657	(7,308)				2,657	9,818		9,818
A	Gustitos Bakery	Y	Gustitos Bakery Inc	07/24/20	07/24/20	Jul-20	7,000	10,150	6,650	338	(6,312)			75	338	9,812		9,812
A	Print R Us	Y	Print R Us	01/06/20	01/06/20	Jul-20	25,000	34,750	24,250	25,242	992			300	5,000	9,808		9,808

Securities and Exchange Commission, Plaintiff,
v.
Complete Business Solutions Group, Inc. d/b/a Par Funding et. al., Defendants.
CASE NO. 9:20-cv-81205
UNITED STATES DISTRICT COURT
SOUTHERN DISTRICT OF FLORIDA

Category A - Detail of CBSG MCA Suites Activity for the period from 2012 through July 27, 2020

Source: See footnotes							Total Advances and Repayments per MCA Suites		Cash Advances and Repayments per MCA Suites			Transactional Data per MCA Suites				A/R Balance (Note 10)		
MCA Category (Note 1)	Merchant Grouping (Note 11)	Funded After 01/01/20	Merchant Name (Note 8)	First Funding Date (Note 12)	Last Funding Date (Note 12)	Month of Last Payment (Note 13)	A	B	C	D	E = D-C	F	G	H	I	J	K	L = J+K
							Advance Amount (Note 4)	Payback (Note 5)	Net Cash Advanced (Note 6)	Total Cash Repayments (Note 7)	Net Cash Surplus (Deficit)	Total Reload (Note 9)	Total Write-off (Note 8)	Total Fee (Note 8)	Total Collections 06/2020-07/27/2020 (Note 7)	Active A/R	Default A/R	Total A/R
A	Monique Jacqueline Designs	N	Monique Jacqueline Designs	12/19/19	12/19/19	Jul-20	12,000	16,680	11,640	8,685	(2,955)			1,800	595	9,795		9,795
A	Drywall Specialties Unlimited	Y	Drywall Specialties Unlimited (Joe H Almogabar)	07/16/20	07/16/20	Jul-20	7,500	10,875	7,125	1,088	(6,037)				1,088	9,787		9,787
A	Fiber Solutions	Y	Fiber Solutions	07/02/20	07/02/20	Jul-20	8,000	11,360	7,600	1,893	(5,707)		300	1,893	9,767		9,767	
A	Cruzan International	Y	Cruzan International	05/27/20	05/27/20	Jul-20	12,000	17,400	11,400	7,656	(3,744)				7,134	9,744		9,744
A	Eternal Fleur	Y	Eternal Fleur	06/29/20	06/29/20	Jul-20	12,000	14,880	11,965	5,208	(6,757)				5,208	9,672		9,672
A	Rackhouse BBQ	Y	Rackhouse BBQ LLC	07/16/20	07/16/20	Jul-20	7,500	10,875	7,125	1,243	(5,882)				1,243	9,632		9,632
A	Milagro Auto Sales	Y	Milagro Auto Sales (Juan Pineda Gomez)	06/23/20	06/23/20	Jul-20	12,000	14,880	11,965	5,314	(6,651)				5,314	9,566		9,566
A	Bridgeport Heights	Y	Bridgeport Heights	03/03/20	03/03/20	Jul-20	7,000	9,730	6,720	550	(6,170)		350	250	9,530		9,530	
A	Village Parkway Automotive	Y	Louis A Velez (Village Parkway Automotive)	06/05/20	06/05/20	Jul-20	10,000	14,000	9,500	4,504	(4,996)				4,504	9,496		9,496
A	SKS Wholesale	Y	SKS Wholesale	06/03/20	06/03/20	Jul-20	12,000	16,680	11,400	7,228	(4,172)				7,228	9,452		9,452
A	Garcha Transport Inc	Y	Garcha Transport Inc	05/29/20	05/29/20	Jul-20	11,000	15,950	10,450	6,734	(3,716)			225	6,557	9,441		9,441
A	Tres Chich Beauty Boutique and Spa	Y	Tres Chich Beauty Boutique and Spa	02/26/20	02/26/20	Jul-20	10,000	14,200	9,600	4,980	(4,620)			200	410	9,420		9,420
A	Santa Fe Terra	Y	Santa Fe Terra	02/21/20	02/21/20	Jul-20	10,000	13,900	9,600	4,758	(4,842)			275	1,050	9,417		9,417
A	Villafox Innovation Builders	Y	Villafox Innovation Builders	05/22/20	05/22/20	Jul-20	22,000	27,280	21,965	17,927	(4,038)				15,978	9,353		9,353
A	Blaze Smoke Shop	Y	Blaze Smoke Shop	02/07/20	02/07/20	Jul-20	10,000	11,900	9,965	2,898	(7,067)			325	350	9,327		9,327
A	Cap Mender Corp	Y	Cap Mender Corp	07/15/20	07/15/20	Jul-20	7,500	10,500	7,125	1,181	(5,944)				1,181	9,319		9,319
A	NYLA Magic Recon Auto Center	Y	NYLA Magic Recon Auto Center	06/09/20	06/09/20	Jul-20	15,000	18,600	14,965	9,300	(5,665)				9,300	9,300		9,300
A	Dragan Segvic LLC	Y	Dragan Segvic LLC	02/12/20	02/12/20	Jul-20	20,000	27,800	19,400	16,723	(2,677)		2,527	750	5,350	9,300		9,300
A	Ken Kam LLC	Y	Ken Kam LLC	02/07/20	02/07/20	Jul-20	15,000	20,850	14,550	11,589	(2,961)				4,100	9,261		9,261
A	Green Hope Recycling	Y	Green Hope Recycling	06/04/20	06/04/20	Jul-20	10,000	14,500	9,500	5,639	(3,861)			375	5,639	9,236		9,236
A	Travis Plumbing Service	Y	Travis Plumbing Service	02/25/20	02/25/20	Jul-20	20,000	27,800	19,400	18,596	(804)				7,606	9,204		9,204
A	Aussie Moving Inc	Y	Aussie Moving Inc	01/08/20	01/08/20	Jul-20	25,000	31,000	24,965	21,917	(3,048)			100	3,075	9,183		9,183
A	DSG Group	Y	DSG Group	03/09/20	03/09/20	Jul-20	15,000	17,850	14,965	9,438	(5,528)			750	1,000	9,163		9,163
A	TBRC Group	N	TBRC Group	11/21/19	11/21/19	Jul-20	75,000	93,000	74,965	84,698	9,733			850	3,531	9,152		9,152
A	Ashika Shoes	Y	Ashika Shoes	02/19/20	02/19/20	Jul-20	7,000	9,730	6,720	1,592	(5,128)			1,000	430	9,138		9,138
A	Residential Lawn Exit Realty Professionals (VLP Real Estate)	Y	Residential Lawn Exit Realty Professionals (VLP Real Estate)	07/17/20	07/17/20	Jul-20	7,000	10,150	6,650	1,015	(5,635)				1,015	9,135		9,135
A	Franks Used Auto Parts	Y	Franks Used Auto Parts	01/17/20	01/17/20	Jul-20	15,000	20,850	14,550	12,063	(2,487)			300	300	9,087		9,087
A	Mike Reaves Mechanical	Y	Mike Reaves Mechanical	05/14/20	05/14/20	Jul-20	15,000	21,300	14,250	12,307	(1,943)			75	9,940	9,068		9,068
A	Warman and Sons Property Solutions	Y	Warman and Sons Property Solutions	04/28/20	04/28/20	Jul-20	10,000	14,200	9,500	5,674	(3,827)			525	2,581	9,052		9,052
A	UV Technologies of the Triad	Y	UV Technologies of the Triad	02/28/20	02/28/20	Jul-20	8,000	11,120	7,680	2,988	(4,692)			900	175	9,032		9,032
A	Els Logistics	Y	Els Logistics	07/01/20	07/01/20	Jul-20	10,000	12,900	9,965	3,870	(6,095)				3,870	9,030		9,030
A	Knockout Home Improvement	Y	Els Logistics	03/04/20	03/04/20	Jul-20	15,000	20,850	14,400	12,348	(2,052)			500	8,159	9,002		9,002
A	Atlas Home Services	Y	Knockout Home Improvement (Christopher Lohwasser Enterprises)	07/14/20	07/14/20	Jul-20	7,500	11,250	7,125	2,250	(4,875)				2,250	9,000		9,000
A	RDS Logistics	Y	Atlas Home Services	07/16/20	07/16/20	Jul-20	7,000	10,150	6,650	1,160	(5,490)				1,160	8,990		8,990
A	Turn N Burn Auto Transportation	Y	RDS Logistics	06/29/20	06/29/20	Jul-20	8,000	11,360	7,600	2,386	(5,214)				2,386	8,974		8,974
A	New World Stainless	N	RSD Auto Brokers	06/16/20	06/16/20	Jul-20	14,000	17,360	13,965	8,391	(5,574)				8,391	8,969		8,969
A	Lynnor Sales and Remarketing Services	Y	Turn N Burn Auto Transportation	02/07/20	02/07/20	Jul-20	20,000	30,580	19,400	21,694	2,294				8,159	8,886		8,886
A	Above and Beyond Enterprises	Y	New World Stainless	09/13/19	09/13/19	Jul-20	150,000	208,500	145,500	199,700	54,200				8,000	8,800		8,800
A		Y	Lynnor Sales and Remarketing Services	05/07/20	05/07/20	Jul-20	20,000	29,000	19,000	20,300	1,300			75	14,500	8,775		8,775
A		Y	Above and Beyond Enterprises	06/05/20	06/05/20	Jul-20	15,000	18,600	14,965	9,831	(5,134)				9,831	8,769		8,769

Securities and Exchange Commission, Plaintiff,
v.
Complete Business Solutions Group, Inc. d/b/a Par Funding et. al., Defendants.
CASE NO. 9:20-cv-81205
UNITED STATES DISTRICT COURT
SOUTHERN DISTRICT OF FLORIDA

Category A - Detail of CBSG MCA Suites Activity for the period from 2012 through July 27, 2020

Source: See footnotes

MCA Category (Note 1)	Merchant Grouping (Note 11)	Funded After 01/01/20	Merchant Name (Note 8)	First Funding Date (Note 12)	Last Funding Date (Note 12)	Month of Last Payment (Note 13)	Total Advances and Repayments per MCA Suites		Cash Advances and Repayments per MCA Suites			Transactional Data per MCA Suites				A/R Balance (Note 10)		
							A	B	C	D	E = D-C	F	G	H	I	J	K	L = J+K
							Advance Amount (Note 4)	Payback (Note 5)	Net Cash Advanced (Note 6)	Total Cash Repayments (Note 7)	Net Cash Surplus (Deficit)	Total Reload (Note 9)	Total Write-off (Note 8)	Total Fee (Note 8)	Total Collections 06/2020-07/27/2020 (Note 7)	Active A/R	Default A/R	Total A/R
A	Right Angle Construction	Y	Right Angle Construction	01/02/20	01/02/20	Jul-20	10,000	13,900	9,500	5,974	(3,526)			825	2,000	8,751		8,751
A	WM Interiors	N	WM Interiors	08/15/19	08/15/19	Jul-20	20,000	27,800	19,400	21,776	2,376			2,725	1,500	8,749		8,749
A	One Day Tree and Landscape	Y	One Day Tree and Landscape	06/08/20	06/08/20	Jul-20	10,000	14,500	9,500	5,875	(3,625)			75	5,875	8,700		8,700
A	Martin Ran Restorations	Y	Martin Ran Restorations	04/28/20	04/28/20	Jul-20	17,000	24,140	16,150	15,450	(700)				9,897	8,690		8,690
A	Active Faith	Y	Active Faith	02/28/20	02/28/20	Jul-20	50,000	69,500	48,000	60,813	12,813				23,746	8,687		8,687
A	Parker Asphalt and Sealcoating	Y	Parker Asphalt and Sealcoating	02/27/20	02/27/20	Jul-20	10,000	12,400	9,965	3,967	(5,998)			225	800	8,658		8,658
A	Juanchis Burgers	Y	Juanchis Burgers	02/14/20	02/14/20	Jul-20	15,000	20,550	14,400	11,925	(2,476)				3,485	8,626		8,626
A	Famiglia Homes	Y	Famiglia Homes	07/02/20	07/02/20	Jul-20	8,000	11,600	7,600	2,983	(4,617)				2,983	8,617		8,617
A	Walker Transportation	Y	Walker Transportation	07/02/20	07/02/20	Jul-20	8,000	11,600	7,600	2,983	(4,617)				2,983	8,617		8,617
A	Sessaly Rose Transit	Y	Sessaly Rose Transit	02/20/20	02/20/20	Jul-20	15,000	17,850	14,965	9,263	(5,703)				800	8,588		8,588
A	Taylor's Tacos	Y	Taylor's Tacos	06/29/20	06/29/20	Jul-20	8,000	11,200	7,600	2,613	(4,987)				2,613	8,587		8,587
A	Lopiccolos Auto Group	Y	Lopiccolos Auto Group	02/06/20	02/06/20	Jul-20	30,000	35,700	29,965	27,150	(2,815)				6,150	8,550		8,550
A	Getactive	Y	Getactive Inc	07/02/20	07/02/20	Jul-20	7,500	10,650	7,125	2,130	(4,995)				2,130	8,520		8,520
A	Richs Collision	Y	Richs Collision	02/27/20	02/27/20	Jul-20	8,000	11,120	7,680	2,915	(4,765)			300	330	8,505		8,505
A	Dirty Ds Performance	Y	Dirty Ds Performance	06/04/20	06/04/20	Jul-20	15,000	18,600	14,965	10,097	(4,868)				10,097	8,503		8,503
A	Extreme Green Janitorial Services	Y	Extreme Green Janitorial Services	07/09/20	07/09/20	Jul-20	7,000	10,150	6,650	1,649	(5,001)				1,649	8,501		8,501
A	Flawless Interiors Company	Y	Flawless Interiors Company	07/09/20	07/09/20	Jul-20	7,500	10,425	7,125	1,936	(5,189)				1,936	8,489		8,489
A	Lou and Choo Enterprises	N	Lou and Choo Enterprises	10/24/19	10/24/19	Jul-20	17,000	23,630	16,490	16,872	382			1,725	700	8,483		8,483
A	Frontier Construction	Y	Frontier Construction	02/27/20	02/27/20	Jul-20	10,000	13,900	9,600	5,744	(3,856)			300	950	8,456		8,456
A	Thomas Schrelle	Y	Thomas Schrelle LLC	07/24/20	07/24/20	Jul-20	6,000	8,700	5,700	290	(5,410)				290	8,410		8,410
A	Texas Style Collision Center	Y	Texas Style Collision Center	01/15/20	01/15/20	Jul-20	12,500	17,625	12,125	9,624	(2,501)			400	1,884	8,401		8,401
A	Troy Compton Enterprises	Y	Troy Compton Enterprises	06/20/20	06/20/20	Jul-20	7,500	10,500	7,125	2,100	(5,025)				2,100	8,400		8,400
A	ADH Hauling	Y	ADH Hauling	03/02/20	03/02/20	Jul-20	15,000	20,850	14,400	12,451	(1,949)				6,560	8,399		8,399
A	Bluegrass Dynamics	Y	Bluegrass Dynamics	01/22/20	01/22/20	Jul-20	10,000	13,900	9,700	6,859	(2,841)			1,350	300	8,391		8,391
A	RA Progress Meat Market	Y	RA Progress Meat Market	06/04/20	06/04/20	Jul-20	10,000	14,500	9,500	6,122	(3,378)				6,122	8,378		8,378
A	A Z Los Angeles (A Z Productions)	Y	A Z Los Angeles (A Z Productions)	01/31/20	01/31/20	Jul-20	12,000	14,880	11,965	6,610	(5,355)			100	1,150	8,370		8,370
A	Monroe Home Services	N	Monroe Home Services	11/29/19	11/29/19	Jul-20	10,000	13,900	9,700	7,023	(2,677)			1,475	600	8,352		8,352
A	All and More Home Health Agency LLC	Y	All and More Home Health Agency LLC	07/24/20	07/24/20	Jul-20	6,246	8,682	5,747	349	(5,398)				349	8,333		8,333
A	Hippietown USA	N	Hippietown USA	11/29/19	11/29/19	Jul-20	25,000	33,750	24,250	25,421	1,171				2,400	8,330		8,330
A	Coconut Beach Tanning Resort	Y	Coconut Beach Tanning Resort	02/24/20	02/24/20	Jul-20	10,000	14,500	9,600	6,721	(2,879)			550	2,981	8,329		8,329
A	Forget Me Not Acupuncture	Y	Forget Me Not Acupuncture	01/14/20	01/14/20	Jul-20	10,000	14,500	9,700	7,000	(2,700)			825	2,500	8,325		8,325
A	Pooh County Child Care Center	Y	Pooh County Child Care Center	02/07/20	02/07/20	Jul-20	12,000	16,680	11,640	8,438	(3,202)			75	1,600	8,317		8,317
A	Grahams Towing	Y	Johnnie Graham III (Grahams Towing)	02/24/20	02/24/20	Jul-20	12,000	16,680	11,520	8,399	(3,121)				3,075	8,281		8,281
A	Synergy Production Group LLC	Y	Synergy Production Group LLC	07/09/20	07/09/20	Jul-20	7,000	10,150	6,650	1,885	(4,765)				1,885	8,265		8,265
A	A Plus Allstate Mechanical (All State R and C Heating and Air)	Y	A Plus Allstate Mechanical (All State R and C Heating and Air)	01/31/20	01/31/20	Jul-20	9,000	12,330	8,730	5,420	(3,310)			1,350	1,640	8,260		8,260
A	Seeley Automotive Services	Y	Seeley Automotive Services	02/04/20	02/04/20	Jul-20	15,000	20,850	14,550	13,267	(1,284)			675	4,920	8,259		8,259
A	Vinnis Pizza and Pasta	Y	Vinnis Pizza and Pasta	07/02/20	07/02/20	Jul-20	7,500	10,650	7,125	2,396	(4,729)				2,396	8,254		8,254
A	Loy Custom Pool Design	N	Loy Custom Pool Design	05/24/19	05/24/19	Jul-20	7,585	10,240	7,300	4,010	(3,290)			2,000	400	8,230		8,230
A	The White Front Tavern and Grill	Y	The White Front Tavern and Grill	02/07/20	02/07/20	Jul-20	20,000	27,800	19,400	19,713	313				5,181	8,162		8,162
A	Bookfully LLC	Y	Bookfully LLC	03/18/20	03/18/20	Jul-20	10,000	14,200	9,600	6,357	(3,243)			75	300	1,992		8,143

Securities and Exchange Commission, Plaintiff,
v.
Complete Business Solutions Group, Inc. d/b/a Par Funding et. al., Defendants.
CASE NO. 9:20-cv-81205
UNITED STATES DISTRICT COURT
SOUTHERN DISTRICT OF FLORIDA

Category A - Detail of CBSG MCA Suites Activity for the period from 2012 through July 27, 2020

Source: See footnotes							Total Advances and Repayments per MCA Suites		Cash Advances and Repayments per MCA Suites			Transactional Data per MCA Suites				A/R Balance (Note 10)		
MCA Category (Note 1)	Merchant Grouping (Note 11)	Funded After 01/01/20	Merchant Name (Note 8)	First Funding Date (Note 12)	Last Funding Date (Note 12)	Month of Last Payment (Note 13)	A	B	C	D	E = D-C	F	G	H	I	J	K	L = J+K
							Advance Amount (Note 4)	Payback (Note 5)	Net Cash Advanced (Note 6)	Total Cash Repayments (Note 7)	Net Cash Surplus (Deficit)	Total Reload (Note 9)	Total Write-off (Note 8)	Total Fee (Note 8)	Total Collections 06/2020-07/27/2020 (Note 7)	Active A/R	Default A/R	Total A/R
A	Agape Heating and Cooling	Y	Agape Heating and Cooling	01/24/20	01/24/20	Jul-20	20,000	27,600	19,400	20,010	610			525	6,150	8,115		8,115
A	Shiva Group	Y	Shiva Group	02/20/20	02/20/20	Jul-20	20,000	27,000	19,200	18,904	(296)				8,159	8,096		8,096
A	SF Silver Glass and Mirror Inc	Y	SF Silver Glass and Mirror Inc	07/22/20	07/22/20	Jul-20	6,000	8,520	5,700	426	(5,274)				426	8,094		8,094
A	RAFTA LLC	Y	RAFTA LLC	06/02/20	06/02/20	Jul-20	15,000	18,600	14,965	10,628	(4,337)			75	10,628	8,047		8,047
A	Monjunis of Baton Rouge	Y	Monjunis of Baton Rouge	02/05/20	02/05/20	Jul-20	20,000	27,800	19,400	20,056	656			300	6,109	8,045		8,045
A	Capital Dental of Virginia	Y	Capital Dental of Virginia	02/04/20	02/04/20	Jul-20	10,000	11,900	9,965	4,375	(5,590)			500	1,000	8,025		8,025
A	I and Sons Auto Recyclers	Y	I and Sons Auto Recyclers (Jose Omar)	07/02/20	07/02/20	Jul-20	8,000	10,800	7,600	2,852	(4,748)			75	2,852	8,023		8,023
A	Ciisa International	Y	Ciisa International	01/27/20	01/27/20	Jul-20	35,000	43,400	34,965	36,542	1,577			1,125	6,615	7,983		7,983
A	H Town Digital	Y	H Town Digital (Antonio Salcedo Jr)	06/25/20	06/25/20	Jul-20	8,000	11,200	7,600	3,220	(4,380)				3,220	7,980		7,980
A	Ochoas Drywall	Y	Ochoas Drywall LLC	07/20/20	07/20/20	Jul-20	6,000	9,000	5,700	1,080	(4,620)				1,080	7,920		7,920
A	Sebastian Moving New York	N	Sebastian Moving New York	12/05/19	12/05/19	Jul-20	10,000	13,900	9,700	7,564	(2,136)			1,575	900	7,911		7,911
A	Passaic Wholesale Windows Doors Cabinets and Appliances	Y	Passaic Wholesale Windows Doors Cabinets and Appliances	01/16/20	01/16/20	Jul-20	7,000	10,080	6,790	4,046	(2,744)				200	7,909		7,909
A	Red Pill Medical	N	Red Pill Medical	06/04/19	06/04/19	Jul-20	25,000	34,750	24,250	27,995	3,745			1,875	200	7,905		7,905
A	Success Auto	Y	Deborah Gullory Harris (Success Auto)	02/13/20	02/13/20	Jul-20	40,000	53,200	38,400	45,318	6,918				16,157	7,882		7,882
A	Casa Grande Pediatrics	Y	Casa Grande Pediatrics	02/24/20	02/24/20	Jul-20	20,000	27,000	19,200	19,141	(59)				7,175	7,859		7,859
A	Law Office of Lee W Gale	Y	Law Office of Lee W Gale	06/23/20	06/23/20	Jul-20	7,500	10,875	7,125	3,021	(4,104)				3,021	7,854		7,854
A	Big B Trucking	Y	Big B Trucking	03/16/20	03/16/20	Jul-20	15,000	19,800	14,250	12,173	(2,078)			200	4,500	7,828		7,828
A	Dollar Floor Ft Myers (Budget Floor)	N	Dollar Floor Ft Myers (Budget Floor)	12/12/19	12/12/19	Jul-20	25,000	35,500	24,250	28,310	4,060				615	7,815		7,815
A	KHILDLIKE	Y	KHILDLIKE Inc	06/09/20	06/09/20	Jul-20	15,000	18,600	14,965	10,850	(4,115)				10,850	7,750		7,750
A	MJ Home Services	Y	MJ Home Services	01/17/20	01/17/20	Jul-20	13,000	17,810	12,610	10,878	(1,732)			750	3,000	7,682		7,682
A	Midroad Inc	Y	Midroad Inc	05/11/20	05/11/20	Jun-20	6,000	8,700	5,700	1,367	(4,333)			300	(124)	7,633		7,633
A	Seven Lakes Contracting and Asphalt Services	Y	Seven Lakes Contracting and Asphalt Services	03/04/20	03/04/20	Jul-20	15,000	20,250	14,400	12,636	(1,764)				5,125	7,614		7,614
A	Innovative Solar	Y	Innovative Solar	04/24/20	04/24/20	Jul-20	20,000	28,400	19,000	20,827	1,827				12,938	7,573		7,573
A	KM Solar	Y	KM Solar	05/28/20	05/28/20	Jul-20	10,000	14,500	9,500	6,928	(2,572)				6,606	7,572		7,572
A	The Quarter House Restaurant	Y	The Quarter House Restaurant	02/20/20	02/20/20	Jul-20	8,000	11,120	7,680	4,114	(3,566)				1,001	7,531		7,531
A	Dr Brian Liljenquist PLLC	N	Dr Brian Liljenquist PLLC	11/12/19	11/12/19	Jul-20	40,000	55,600	38,800	49,755	10,955			525	14,000	7,495		7,495
A	Iplumb Smart Solutions	Y	Iplumb Smart Solutions	06/18/20	06/18/20	Jul-20	7,500	10,875	7,125	3,383	(3,742)			1,650	3,383	7,492		7,492
A	Megans Complete Autobody and Repair	Y	Megans Complete Autobody and Repair	06/15/20	06/15/20	Jul-20	10,000	12,400	9,965	5,373	(4,592)				5,373	7,427		7,427
A	Mobile Dimensionz Inc	Y	Mobile Dimensionz Inc	01/22/20	01/22/20	Jul-20	10,000	13,700	9,700	6,375	(3,325)			400	1,200	7,425		7,425
A	Vapehead Origins USA	Y	Vapehead Origins USA	03/02/20	03/02/20	Jul-20	15,000	20,850	14,400	13,428	(972)				4,100	7,422		7,422
A	Dunaway Custom Arms	Y	Dunaway Custom Arms	02/18/20	02/18/20	Jul-20	20,000	27,800	19,200	20,399	1,199				7,401	7,401		7,401
A	Pinstripe Printing Tobacco	Y	Pinstripe Printing Tobacco	01/27/20	01/27/20	Jun-20	8,000	11,120	7,760	4,046	(3,714)			300	300	7,374		7,374
A	Convenience	Y	Convenience	02/04/20	02/04/20	Jul-20	8,000	11,120	7,760	4,776	(2,984)			1,000	820	7,344		7,344
A	JB Technologies	Y	JB Technologies	05/27/20	05/27/20	Jul-20	10,000	14,200	9,500	6,942	(2,558)			75	6,469	7,333		7,333
A	Luvia J Cruz (El Cantaro Vegan Restaurant)	Y	Luvia J Cruz (El Cantaro Vegan Restaurant)	02/07/20	02/07/20	Jul-20	15,000	20,850	14,550	13,534	(1,016)				4,100	7,316		7,316
A	Debras Pet Grooming	Y	Debras Pet Grooming	07/10/20	07/10/20	Jul-20	6,000	8,400	5,700	1,120	(4,580)				1,120	7,280		7,280
A	Connected Transportation Partners	Y	Connected Transportation Partners	01/17/20	01/17/20	Jul-20	15,000	20,850	14,550	15,228	678				6,274	7,272		7,272
A	Quest Express	Y	Quest Express	04/17/20	04/17/20	Jul-20	15,000	21,300	13,950	14,437	487			1,650	400	7,337		7,263

Securities and Exchange Commission, Plaintiff,
v.
Complete Business Solutions Group, Inc. d/b/a Par Funding et. al., Defendants.
CASE NO. 9:20-cv-81205
UNITED STATES DISTRICT COURT
SOUTHERN DISTRICT OF FLORIDA

Category A - Detail of CBSG MCA Suites Activity for the period from 2012 through July 27, 2020

Source: See footnotes

MCA Category (Note 1)	Merchant Grouping (Note 11)	Funded After 01/01/20	Merchant Name (Note 8)	First Funding Date (Note 12)	Last Funding Date (Note 12)	Month of Last Payment (Note 13)	Total Advances and Repayments per MCA Suites		Cash Advances and Repayments per MCA Suites			Transactional Data per MCA Suites				A/R Balance (Note 10)		
							A	B	C	D	E = D-C	F	G	H	I	J	K	L = J+K
							Advance Amount (Note 4)	Payback (Note 5)	Net Cash Advanced (Note 6)	Total Cash Repayments (Note 7)	Net Cash Surplus (Deficit)	Total Reload (Note 9)	Total Write-off (Note 8)	Total Fee (Note 8)	Total Collections 06/2020-07/27/2020 (Note 7)	Active A/R	Default A/R	Total A/R
A	Visual Perfections Salon	Y	Visual Perfections Salon (Sheryl Smith)	07/02/20	07/02/20	Jul-20	5,000	7,250	4,750	290	(4,460)			300	290	7,260		7,260
A	D and M Electric Services	Y	D and M Electric Services	02/12/20	02/12/20	Jul-20	10,000	13,900	9,600	7,119	(2,481)			475	2,698	7,256		7,256
A	Beastmode Landscaping and Enterprises	Y	Landscaping and Enterprises	05/18/20	05/18/20	Jul-20	10,000	14,500	9,500	7,250	(2,250)				5,945	7,250		7,250
A	M Bar K Farm and Ranch	Y	M Bar K Farm and Ranch (Michaelene Kuby)	07/24/20	07/24/20	Jul-20	5,000	7,500	4,750	300	(4,450)				300	7,200		7,200
A	Kurts Tree and Landscape Company	Y	Kurts Tree and Landscape Company LLC	07/27/20	07/27/20	Jul-20	5,000	7,250	4,750	104	(4,646)				104	7,146		7,146
A	Premier Fencing and Gates	N	Premier Fencing and Gates	12/20/19	12/20/19	Jul-20	7,000	9,870	6,790	3,155	(3,635)			400	620	7,115		7,115
A	High Octane Logistics	Y	High Octane Logistics	07/02/20	07/02/20	Jul-20	7,000	10,150	6,650	3,045	(3,605)				3,045	7,105		7,105
A	RJ and G Transport	Y	RJ and G Transport	02/19/20	02/19/20	Jul-20	6,500	9,165	6,240	2,443	(3,797)			375	410	7,097		7,097
A	You Go Natural	Y	You Go Natural	05/18/20	05/18/20	Jul-20	20,000	24,800	19,965	17,715	(2,251)				14,526	7,086		7,086
A	Spatial Matters	Y	Spatial Matters	02/07/20	02/07/20	Jul-20	13,000	17,290	12,700	10,443	(2,257)			225	3,665	7,072		7,072
A	Autopro Body and Paint	Y	Autopro Body and Paint	02/04/20	02/04/20	Jul-20	15,000	20,850	14,550	13,898	(653)			100	4,100	7,053		7,053
A	Venemex Trucking	Y	Venemex Trucking LLC	07/23/20	07/23/20	Jul-20	5,000	7,500	4,750	450	(4,300)				450	7,050		7,050
A	Wall2WallEvents	Y	Wall2WallEvents	07/23/20	07/23/20	Jul-20	5,000	7,500	4,750	450	(4,300)				450	7,050		7,050
A	Vivek Systems	Y	Vivek Systems	05/28/20	05/28/20	Jul-20	20,000	24,800	19,965	17,773	(2,192)				16,947	7,027		7,027
A	3D Homes	Y	3D Homes	06/11/20	06/11/20	Jul-20	12,000	14,880	11,965	7,936	(4,029)			75	7,936	7,019		7,019
A	Lakeview Auto	Y	Lakeview Auto (Christopher M Mayo)	05/26/20	05/26/20	Jul-20	10,000	14,000	9,500	7,000	(2,500)				6,378	7,000		7,000
A	Platinum DFW Landscape Services	Y	Platinum DFW Landscape Services	06/15/20	06/15/20	Jul-20	7,500	10,650	7,125	3,668	(3,457)				3,668	6,982		6,982
A	Kid Logic Learning	N	Kid Logic Learning	12/23/19	12/23/19	Jul-20	25,000	34,750	24,250	27,786	3,536				8,159	6,964		6,964
A	J Edwin Martin Attorney At Law	N	J Edwin Martin Attorney At Law	09/26/19	09/26/19	Jul-20	10,000	13,900	9,700	8,817	(883)			1,875	1,200	6,958		6,958
A	F and L Trucking	Y	F and L Trucking (Ferando Villarreal)	07/06/20	07/06/20	Jul-20	7,500	10,875	7,125	4,204	(2,921)			275	4,204	6,946		6,946
A	KMS Landscaping and Lawncare	Y	KMS Landscaping and Lawncare LLC	07/23/20	07/23/20	Jul-20	5,000	7,250	4,750	311	(4,439)				311	6,939		6,939
A	Yunets Corp	Y	Yunets Corp	06/11/20	06/11/20	Jul-20	7,500	10,875	7,125	4,214	(2,911)			150	4,214	6,811		6,811
A	Len Hale LLC	Y	Len Hale LLC	07/21/20	07/21/20	Jul-20	5,000	7,250	4,750	453	(4,297)				453	6,797		6,797
A	The Boss Architect	Y	The Boss Architect	07/21/20	07/21/20	Jul-20	5,000	7,500	4,750	750	(4,000)				750	6,750		6,750
A	Champion Total Restoration	Y	Champion Total Restoration	07/21/20	07/21/20	Jul-20	5,000	7,250	4,750	518	(4,232)				518	6,732		6,732
A	TM and KS LLC (Carters Fried Chicken)	Y	TM and KS LLC (Carters Fried Chicken)	07/21/20	07/21/20	Jul-20	5,000	7,250	4,750	518	(4,232)				518	6,732		6,732
A	Rising Real Estate	Y	Rising Real Estate	02/13/20	02/13/20	Jul-20	10,000	13,900	9,600	8,229	(1,371)			1,050	975	6,721		6,721
A	Jamieson Accounting Service	Y	Accounting Service (Mary Jeanette Jamieson)	05/21/20	05/21/20	Jul-20	10,000	14,000	9,500	7,311	(2,189)				6,378	6,689		6,689
A	Tokyo Asia Fusion Food	Y	Tokyo Asia Fusion Food	05/26/20	05/26/20	Jul-20	15,000	18,600	14,965	11,957	(3,008)				10,894	6,643		6,643
A	KB and Sons Construction	Y	KB and Sons (Martin Christopher Presbitero)	07/20/20	07/20/20	Jul-20	5,000	7,250	4,750	621	(4,129)				621	6,629		6,629
A	Snopk LLC	Y	Snopk LLC	07/21/20	07/21/20	Jul-20	5,000	7,350	4,750	735	(4,015)				735	6,615		6,615
A	LD Linens and Decor	Y	LD Linens and Decor	01/24/20	01/24/20	Jul-20	10,000	13,900	9,700	7,813	(1,887)			525	3,867	6,612		6,612
A	Victory Horizon Investments LLC	Y	Victory Horizon Investments LLC	07/22/20	07/22/20	Jul-20	5,000	7,000	4,750	400	(4,350)				400	6,600		6,600
A	CF Marketing LLC	Y	CF Marketing LLC	05/29/20	05/29/20	Jul-20	15,000	18,600	14,965	12,018	(2,947)				11,732	6,582		6,582
A	Concept Creations Development	Y	Concept Creations Development	02/21/20	02/21/20	Jul-20	25,000	29,750	24,965	23,819	(1,146)			650	7,800	6,581		6,581
A	Security and Alarms Sales	N	Security and Alarms Sales	10/15/19	10/15/19	Jul-20	5,000	6,950	4,850	3,840	(1,010)			3,450	150	6,560		6,560
A	Best Life Commerce	Y	Best Life Commerce	03/19/20	03/19/20	Jul-20	7,000	9,730	6,510	3,479	(3,031)			300	775	6,551		6,551
A	Saints Lawn Care	Y	Saints Lawn Care	06/08/20	06/08/20	Jul-20	7,500	10,875	7,125	4,350	(2,775)				4,350	6,525		6,525
A	Wisconsin CTI LLC	Y	Wisconsin CTI LLC	07/21/20	07/21/20	Jul-20	5,000	7,250	4,750	725	(4,025)				725	6,525		6,525

Securities and Exchange Commission, Plaintiff,
v.
Complete Business Solutions Group, Inc. d/b/a Par Funding et. al., Defendants.
CASE NO. 9:20-cv-81205
UNITED STATES DISTRICT COURT
SOUTHERN DISTRICT OF FLORIDA

Category A - Detail of CBSG MCA Suites Activity for the period from 2012 through July 27, 2020

Source: See footnotes

MCA Category (Note 1)	Merchant Grouping (Note 11)	Funded After 01/01/20	Merchant Name (Note 8)	First Funding Date (Note 12)	Last Funding Date (Note 12)	Month of Last Payment (Note 13)	Total Advances and Repayments per MCA Suites		Cash Advances and Repayments per MCA Suites			Transactional Data per MCA Suites				A/R Balance (Note 10)		
							A	B	C	D	E = D-C	F	G	H	I	J	K	L = J+K
							Advance Amount (Note 4)	Payback (Note 5)	Net Cash Advanced (Note 6)	Total Cash Repayments (Note 7)	Net Cash Surplus (Deficit)	Total Reload (Note 9)	Total Write-off (Note 8)	Total Fee (Note 8)	Total Collections 06/2020-07/27/2020 (Note 7)	Active A/R	Default A/R	Total A/R
A	M J East Truckin	Y	Glenroy L East	01/17/20	01/17/20	Jun-20	12,000	16,680	11,640	10,398	(1,242)			225	20	6,507		6,507
A	Sono Imaging Inc	Y	Sono Imaging Inc	01/16/20	01/16/20	Jul-20	15,000	20,700	14,550	14,244	(306)				4,059	6,456		6,456
A	MB Flooring Inc	Y	MB Flooring Inc	07/17/20	07/17/20	Jul-20	5,000	7,500	4,750	1,050	(3,700)				1,050	6,450		6,450
A	R and J Cooling and Heating LLC	Y	R and J Cooling and Heating LLC	07/17/20	07/17/20	Jul-20	5,000	7,150	4,750	715	(4,035)				715	6,435		6,435
A	Forero Enterprises USA	Y	Forero Enterprises USA LLC	07/16/20	07/16/20	Jul-20	5,000	7,250	4,750	829	(3,921)				829	6,421		6,421
A	Vincent Derheim All About Plumbing	Y	Vincent Derheim All About Plumbing (Vincent D Derheim)	07/17/20	07/17/20	Jul-20	5,000	7,250	4,750	846	(3,904)				846	6,404		6,404
A	Paul Lewis LLC	Y	Paul Lewis LLC	04/29/20	04/29/20	Jul-20	15,000	21,300	14,250	14,910	660				9,703	6,390		6,390
A	Scott Farms LLC	Y	Scott Farms LLC	07/08/20	07/08/20	Jul-20	6,000	8,520	5,700	2,215	(3,485)		75	2,215	6,380		6,380	
A	R and R Auto and Marine Inc	Y	R and R Auto and Marine Inc	03/11/20	03/11/20	Jun-20	6,500	9,035	6,240	3,035	(3,205)			300	200	6,350		6,350
A	Martins Restaurant	Y	Martins Restaurant	03/11/20	03/11/20	Jul-20	16,000	22,240	15,360	15,892	532				8,159	6,348		6,348
A	Tenere Home Care Services	Y	Tenere Home Care Services	01/27/20	01/27/20	Jul-20	10,000	13,900	9,700	8,536	(1,164)			975	1,025	6,339		6,339
A	DreamForte LLC	N	DreamForte LLC	05/31/19	05/31/19	Jul-20	7,000	9,800	6,790	4,088	(2,702)			625	100	6,337		6,337
A	2 Chainsaw Shop	Y	1 Chainsaw Shop	07/15/20	07/15/20	Jul-20	5,000	7,250	4,750	932	(3,818)				932	6,318		6,318
A	Zen Space Makers Inc	Y	Zen Space Makers Inc	07/15/20	07/15/20	Jul-20	5,000	7,250	4,750	932	(3,818)				932	6,318		6,318
A	C and R Logistics	Y	C and R Logistics	07/16/20	07/16/20	Jul-20	5,000	7,500	4,750	1,200	(3,550)				1,200	6,300		6,300
A	Dream Builders at Work	Y	Dream Builders at Work	07/16/20	07/16/20	Jul-20	5,000	7,500	4,750	1,200	(3,550)				1,200	6,300		6,300
A	Best Deal Fashions and Wireless	Y	Best Deal Fashions and Wireless	03/18/20	03/18/20	Jun-20	5,000	6,950	4,650	1,342	(3,308)				-	6,283		6,283
A	H and H Beauty	N	H and H Beauty	01/17/19	01/17/19	Jul-20	75,000	101,250	72,750	95,952	23,202		675	975	7,200	6,273		6,273
A	Strong Arm Security	Y	Strong Arm Security	01/21/20	01/21/20	Jul-20	12,000	16,440	11,640	10,398	(1,242)			225	1,600	6,267		6,267
A	Mark Winkler (Marks Custom Auto)	Y	Mark Winkler (Marks Custom Auto)	01/16/20	01/16/20	Jul-20	10,000	13,700	9,700	7,982	(1,718)			525	900	6,243		6,243
A	Kang Corrective Chiropractic PC	Y	Kang Corrective Chiropractic PC	05/07/20	05/07/20	Jul-20	10,000	14,500	9,500	8,265	(1,235)				5,945	6,235		6,235
A	VNN Auto Repair	Y	VNN Auto Repair (Victor Nguyen)	07/17/20	07/17/20	Jul-20	5,000	7,250	4,750	1,015	(3,735)				1,015	6,235		6,235
A	H and E Electric	Y	Hernandez (H and E Electric)	03/09/20	03/09/20	Jul-20	12,500	17,375	12,000	11,457	(543)			300	4,070	6,218		6,218
A	Minas Spanish Kitchen	Y	Mayolve 04 Corp	02/14/20	02/14/20	Jul-20	13,000	18,070	12,480	11,855	(625)				5,699	6,215		6,215
A	Jax Boat Rentals	Y	Jax Boat Rentals (Christopher E Vann)	06/09/20	06/09/20	Jul-20	10,000	12,400	10,000	6,200	(3,800)				6,200	6,200		6,200
A	Angles Cleaning	Y	Angles Cleaning Service	07/17/20	07/17/20	Jan-00	5,000	6,200	4,925		(4,925)					6,200		6,200
A	McDowell Group	N	McDowell Group	05/18/18	05/18/18	Jul-20	15,000	21,300	14,450	17,339	2,889		2,215	800	6,176		6,176	
A	Marwan Trucking	N	Marwan Trucking	10/30/19	10/30/19	Jul-20	10,000	13,900	9,700	8,872	(828)		1,125	1,050	6,153		6,153	
A	Zars LLC	Y	Zars LLC	07/15/20	07/15/20	Jul-20	5,000	7,500	4,750	1,350	(3,400)				1,350	6,150		6,150
A	Buck Logistics	Y	Buck Logistics	01/24/20	01/24/20	Jul-20	8,000	11,600	7,760	5,907	(1,853)			450	1,200	6,143		6,143
A	Roccos Investment Group	Y	Roccos Investment Group	02/25/20	02/25/20	Jul-20	10,000	14,100	9,600	8,263	(1,337)			300	700	6,137		6,137
A	Half Tree Studio	Y	Half Tree Studio	01/10/20	01/10/20	Jul-20	10,000	13,500	9,700	7,915	(1,785)			550	1,615	6,135		6,135
A	Unlimited Sources	Y	Unlimited Sources	02/10/20	02/10/20	Jul-20	12,000	16,200	11,640	10,083	(1,557)				4,100	6,117		6,117
A	4 Brothers Flooring	Y	4 Brothers Flooring	01/15/20	01/15/20	Jul-20	10,000	13,900	9,700	8,253	(1,447)			450	1,800	6,097		6,097
A	A Cut Above Landscaping	Y	A Cut Above Landscaping	07/08/20	07/08/20	Jul-20	6,000	8,400	5,700	2,352	(3,348)				2,352	6,048		6,048
A	J and C Crane Services	Y	J and C Crane Services	05/20/20	05/20/20	Jul-20	8,000	11,600	7,600	5,568	(2,032)				4,756	6,032		6,032
A	Mi Esquina Deli	Y	Mi Esquina Deli Corp	07/14/20	07/14/20	Jul-20	5,000	7,500	4,750	1,500	(3,250)				1,500	6,000		6,000
A	Cenergy3 LLC	N	Cenergy3 LLC	10/30/19	10/30/19	Jul-20	10,000	13,700	9,700	8,686	(1,014)			975	2,000	5,989		5,989
A	RV Hardwood Floors	Y	RV Hardwood Floors (Roberto N Vicens)	07/09/20	07/09/20	Jul-20	5,000	7,250	4,750	1,346	(3,404)				1,346	5,904		5,904
A	Lug Performance	Y	Lug Performance	06/30/20	06/30/20	Jul-20	6,000	8,820	5,700	2,940	(2,760)				2,940	5,880		5,880
A	Chi Bella Natural Hair Studio	Y	Chi Bella Natural Hair Studio	01/22/20	01/22/20	Jul-20	7,500	10,425	7,275	4,882	(2,394)			300	480	5,844		5,844
A	Bros Remodeling and Roofing	Y	Bros Remodeling and Roofing	05/29/20	05/29/20	Jul-20	7,500	10,875	7,125	5,075	(2,050)				4,954	5,800		5,800

Securities and Exchange Commission, Plaintiff,
v.
Complete Business Solutions Group, Inc. d/b/a Par Funding et. al., Defendants.
CASE NO. 9:20-cv-81205
UNITED STATES DISTRICT COURT
SOUTHERN DISTRICT OF FLORIDA

Category A - Detail of CBSG MCA Suites Activity for the period from 2012 through July 27, 2020

Source: See footnotes							Total Advances and Repayments per MCA Suites		Cash Advances and Repayments per MCA Suites			Transactional Data per MCA Suites				A/R Balance (Note 10)		
MCA Category (Note 1)	Merchant Grouping (Note 11)	Funded After 01/01/20	Merchant Name (Note 8)	First Funding Date (Note 12)	Last Funding Date (Note 12)	Month of Last Payment (Note 13)	A	B	C	D	E = D-C	F	G	H	I	J	K	L = J+K
							Advance Amount (Note 4)	Payback (Note 5)	Net Cash Advanced (Note 6)	Total Cash Repayments (Note 7)	Net Cash Surplus (Deficit)	Total Reload (Note 9)	Total Write-off (Note 8)	Total Fee (Note 8)	Total Collections 06/2020-07/27/2020 (Note 7)	Active A/R	Default A/R	Total A/R
A	J and R Exterior and Interior Painting LLC	Y	J and R Exterior and Interior Painting LLC	07/14/20	07/14/20	Jul-20	5,000	7,250	4,750	1,450	(3,300)				1,450	5,800		5,800
A	Hookd Towing and Recovery	Y	Hookd Towing and Recovery	01/23/20	01/23/20	Jul-20	12,000	16,680	11,640	11,481	(159)		600	1,350	5,799			5,799
A	Jays Hunting Park Pharmacy	Y	Jays Hunting Park Pharmacy	07/14/20	07/14/20	Jul-20	5,000	6,200	4,925	413	(4,512)				413	5,787		5,787
A	American Circulation Services	Y	American Circulation Services	03/17/20	03/17/20	Jul-20	5,000	6,950	4,650	1,467	(3,183)			300	250	5,783		5,783
A	Roofalpro LLC	Y	Roofalpro LLC	01/23/20	01/23/20	Jul-20	7,000	8,680	6,965	3,651	(3,314)		750	700	5,779			5,779
A	Ted Jacobs Trucking	Y	Ted Jacobs Trucking	05/15/20	05/15/20	Jul-20	7,500	10,875	7,125	5,302	(1,823)		175	3,942	5,748			5,748
A	Russels Place	Y	Russels Place	01/28/20	01/28/20	Jul-20	6,000	7,440	5,965	1,794	(4,171)		100	750	5,746			5,746
A	Rudy Herrera Construction	Y	Rudy Herrera Construction	02/19/20	02/19/20	Jun-20	5,000	7,200	4,800	1,780	(3,020)		300	100	5,720			5,720
A	Extended Stay Greensboro	Y	Extended Stay Greensboro	01/09/20	01/09/20	Jul-20	20,000	27,800	19,400	22,085	2,685			6,150	5,715			5,715
A	European Delights Best Choice Billing Collection and MKTG	Y	European Delights Best Choice Billing Collection and MKTG	06/05/20	06/05/20	Jul-20	12,000	14,880	11,965	9,176	(2,789)			9,176	5,704			5,704
A	Security Load Express	N	Security Load Express	06/13/19	06/13/19	Jul-20	10,000	13,900	9,700	12,470	2,770		4,200	1,633	5,630			5,630
A	Peay Electric Contractors	Y	Peay Electric Contractors	01/31/20	01/31/20	Jul-20	12,000	16,680	11,640	11,086	(554)			3,861	5,594			5,594
A	Respicare Inc	Y	Respicare Inc	06/17/20	06/17/20	Jul-20	6,000	8,700	5,700	3,154	(2,546)			3,154	5,546			5,546
A	Senior Travel Service	Y	Senior Travel Service	02/21/20	02/21/20	Jul-20	20,000	23,800	20,000	18,280	(1,720)			6,360	5,520			5,520
A	Subzero Enterprises	Y	Subzero Enterprises	04/09/20	04/09/20	Jul-20	15,000	21,300	13,950	16,094	2,144		300	7,573	5,506			5,506
A	Bottari Clothing	Y	Bottari Clothing	03/05/20	03/05/20	Jul-20	15,000	20,850	14,400	15,744	1,344		400	3,234	5,506			5,506
A	Glamour Nail	Y	Glamour Nail	01/07/20	01/07/20	Jul-20	15,000	18,600	14,965	13,400	(1,565)		300	800	5,500			5,500
A	Theos Janitorial Company	Y	Theos Janitorial Company	06/02/20	06/02/20	Jul-20	7,500	10,875	7,125	5,438	(1,687)			5,438	5,437			5,437
A	Loetscher Used Auto Parts	N	Loetscher Used Auto Parts	01/17/18	01/17/18	Jul-20	12,322	18,483	11,327	17,779	6,452		4,725	300	5,429			5,429
A	Shorbs Insurance Agency (Dean R Shorb)	Y	Shorbs Insurance Agency (Dean R Shorb)	05/26/20	05/26/20	Jul-20	7,000	10,150	6,650	4,737	(1,913)			4,624	5,413			5,413
A	Luxuriant Cleaning Group	Y	Luxuriant Cleaning Group	02/27/20	02/27/20	Jul-20	5,000	6,850	4,800	1,866	(2,934)		425	300	5,409			5,409
A	LCM Construction LLC	Y	LCM Construction LLC	07/09/20	07/09/20	Jul-20	5,000	7,250	4,750	1,885	(2,865)			1,885	5,365			5,365
A	Zeeny Creations	Y	Zeeny Creations	01/30/20	01/30/20	Jul-20	10,000	12,200	9,965	6,943	(3,022)		75	450	5,332			5,332
A	4 B and G Livestock	Y	4 B and G Livestock	01/31/20	01/31/20	Jul-20	7,500	10,425	7,275	5,925	(1,350)		825	400	5,325			5,325
A	KMOT Corporation	Y	KMOT Corporation	02/10/20	02/10/20	Jul-20	12,000	16,800	11,640	11,638	(2)		150	4,290	5,312			5,312
A	Colleen Martin (Collegiate Studios)	Y	Colleen Martin (Collegiate Studios)	01/24/20	01/24/20	Jul-20	20,000	27,800	19,400	22,944	3,544		400	8,159	5,256			5,256
A	Garage Door Guy	Y	Garage Door Guy	06/03/20	06/03/20	Jul-20	7,000	10,150	6,650	4,948	(1,702)			4,948	5,202			5,202
A	Colts Chocolates	Y	Chinash Sugar Rush	03/12/20	03/12/20	Jul-20	25,000	34,750	24,000	29,580	5,580			12,455	5,170			5,170
A	Ms Ree Rees Home Daycare	Y	Ms Ree Rees Home Daycare (Shuree Washington)	06/25/20	06/25/20	Jul-20	5,000	7,250	4,750	2,084	(2,666)			2,084	5,166			5,166
A	Southern Brothers Remodeling	Y	Southern Brothers Remodeling	06/22/20	06/22/20	Jul-20	5,000	7,250	4,750	2,094	(2,656)			2,094	5,156			5,156
A	Motto Trucking	Y	Motto Trucking	02/19/20	02/19/20	Jul-20	17,000	20,230	16,965	15,201	(1,764)		100	2,000	5,129			5,129
A	Absolute Fencing and Lawncare	Y	Absolute Fencing and Lawncare	02/14/20	02/14/20	Jul-20	6,000	8,340	5,760	3,980	(1,780)		750	275	5,110			5,110
A	Unique Creations Partnership	Y	Unique Creations Partnership	07/02/20	07/02/20	Jul-20	5,000	7,250	4,750	2,175	(2,575)			2,175	5,075			5,075
A	The Right Way Transportation	Y	The Right Way Transportation	05/14/20	05/14/20	Jul-20	10,000	14,500	9,650	9,425	(225)			7,431	5,075			5,075
A	Wability Inc	Y	Wability Inc	02/18/20	02/18/20	Jul-20	7,000	9,730	6,720	4,704	(2,016)			1,025	5,026			5,026
A	Lak Transport	Y	Lak Transport	07/02/20	07/02/20	Jul-20	5,000	7,100	4,750	2,130	(2,620)			2,130	4,970			4,970
A	William Rivera (Bronx Muaythai Academy)	Y	William Rivera (Bronx Muaythai Academy)	02/10/20	02/10/20	Jul-20	6,000	8,700	5,820	4,056	(1,764)		300	600	4,944			4,944
A	The Joshua Tree Learning Academy	N	The Joshua Tree Learning Academy	12/17/19	12/17/19	Jul-20	15,000	21,600	14,550	17,192	2,642		525	760	4,933			4,933

Securities and Exchange Commission, Plaintiff,
v.
Complete Business Solutions Group, Inc. d/b/a Par Funding et. al., Defendants.
CASE NO. 9:20-cv-81205
UNITED STATES DISTRICT COURT
SOUTHERN DISTRICT OF FLORIDA

Category A - Detail of CBSG MCA Suites Activity for the period from 2012 through July 27, 2020

Source: See footnotes

MCA Category (Note 1)	Merchant Grouping (Note 11)	Funded After 01/01/20	Merchant Name (Note 8)	First Funding Date (Note 12)	Last Funding Date (Note 12)	Month of Last Payment (Note 13)	Total Advances and Repayments per MCA Suites		Cash Advances and Repayments per MCA Suites			Transactional Data per MCA Suites				A/R Balance (Note 10)			
							A	B	C	D	E = D-C	F	G	H	I	J	K	L = J+K	
							Advance Amount (Note 4)	Payback (Note 5)	Net Cash Advanced (Note 6)	Total Cash Repayments (Note 7)	Net Cash Surplus (Deficit)	Total Reload (Note 9)	Total Write-off (Note 8)	Total Fee (Note 8)	Total Collections 06/2020-07/27/2020 (Note 7)	Active A/R	Default A/R	Total A/R	
A	A Training Co	N	A Training Co	09/24/19	09/24/19	Jul-20	15,000	21,000	14,550	17,736	3,186			1,650	1,100	4,914		4,914	
A	Technology Solutions Consulting Inc (Shomaker Corporation III)	Y	Technology Solutions Consulting Inc (Shomaker Corporation III)	02/04/20	02/04/20	Jul-20	75,000	104,250	72,750	99,363	26,613				33,392	4,887		4,887	
A	Coastal Painting and More LLC	Y	Coastal Painting and More LLC	05/29/20	05/29/20	Jul-20	10,000	12,200	9,965	7,545	(2,420)		225	7,371	4,880			4,880	
A	Deep South Barrels	N	Deep South Barrels	12/13/18	12/13/18	Jul-20	35,000	48,650	33,151	46,328	13,177		2,550	700	4,872			4,872	
A	Victory Home & Office Cleaning Services	Y	Victory Cleaning Services	02/27/20	02/27/20	Jul-20	5,000	7,200	4,800	2,670	(2,130)			300	600	4,830		4,830	
A	H and L Express	Y	H and L Express	03/05/20	03/05/20	Jul-20	5,000	7,200	4,800	2,690	(2,110)		300	1,350	4,810			4,810	
A	GHC Services	Y	GHC Services LLC	03/05/20	03/05/20	Jul-20	6,000	8,340	5,760	3,778	(1,982)		225	1,000	4,787			4,787	
A	The Makers Club	N	The Makers Club	04/12/19	04/12/19	Jul-20	25,000	35,500	24,250	32,443	8,193		1,650	3,861	4,707			4,707	
A	AC Motorsports	N	AC Motorsports	09/20/19	09/20/19	Jul-20	5,000	6,950	4,850	3,688	(1,162)		1,425	175	4,687			4,687	
A	Counselor Services Inc	Y	Counselor Services Inc	03/04/20	03/04/20	Jul-20	7,000	9,730	6,720	5,282	(1,438)		225	973	4,673			4,673	
A	Elegant Dominican Hair Salon	Y	Elegant Dominican Hair Salon	01/22/20	01/22/20	Jul-20	7,000	9,730	6,790	5,303	(1,487)		225	410	4,652			4,652	
A	VU and Presley	Y	VU and Presley	01/27/20	01/27/20	Jul-20	7,000	9,940	6,790	5,570	(1,220)		275	600	4,645			4,645	
A	JD Transport	Y	JD Transport	02/13/20	02/13/20	Jul-20	10,000	13,600	9,700	9,044	(656)		75	2,050	4,631			4,631	
A	Universal Business Systems and Forms	Y	Universal Business Systems and Forms	02/05/20	02/05/20	Jul-20	30,000	35,700	29,965	31,550	1,585			375	8,000	4,525		4,525	
A	GA Electric Services	Y	GA Electric Services	04/17/20	04/17/20	Jul-20	15,000	21,300	14,250	16,804	2,554			9,703	4,496			4,496	
A	ASRS LLC (All Star Renovations and Services)	Y	ASRS LLC (All Star Renovations and Services)	05/13/20	05/13/20	Jul-20	15,000	18,300	14,965	13,856	(1,109)			10,719	4,444			4,444	
A	Elite Trucking	Y	Elite Trucking	03/03/20	03/03/20	Jul-20	5,000	7,100	4,800	3,278	(1,522)		575	500	4,397			4,397	
A	Lazarre Graphics and Apparel	Y	Lazarre Graphics and Apparel	02/20/20	02/20/20	Jul-20	5,000	7,000	4,800	3,290	(1,510)		675	1,190	4,385			4,385	
A	The Image Enhancement Center	N	The Image Enhancement Center	07/26/19	07/26/19	Jul-20	15,000	20,250	14,550	17,354	2,804		1,425	400	4,321			4,321	
A	Royal Oil Manufacturing	Y	Royal Oil Manufacturing	01/08/20	01/08/20	Jul-20	6,000	8,364	5,820	4,785	(1,035)		700	200	4,279			4,279	
A	Viva Express	Y	Viva Express	04/15/20	04/15/20	Jul-20	35,000	48,650	34,125	44,393	10,268			24,933	4,257			4,257	
A	RS Ancitl Plumbing	Y	RS Ancitl Plumbing	02/25/20	02/25/20	Jun-20	10,000	14,100	9,600	10,776	1,176		900	100	4,224			4,224	
A	MAC LLC (Mcclain Aaron Company)	N	MAC LLC (Mcclain Aaron Company)	11/08/19	11/08/19	Jul-20	15,000	20,850	14,550	16,801	2,251		150	2,050	4,199			4,199	
A	MDA Auto Group	Y	MDA Auto Group	01/15/20	01/15/20	Jul-20	15,000	20,550	14,550	16,398	1,848			4,059	4,153			4,153	
A	Lagrange Transmission Samer Kurabi	Y	Transmission Samer Kurabi	02/12/20	02/12/20	Jul-20	12,000	16,680	11,640	12,604	964			4,551	4,076			4,076	
A	(Vegas Strip Party Bus)	Y	(Vegas Strip Party Bus)	01/10/20	01/10/20	Jul-20	12,000	16,680	11,640	12,687	1,047			2,981	3,993			3,993	
A	Charles Eames Photography	Y	Charles Eames Photography	07/09/20	07/09/20	Jul-20	3,500	5,075	3,325	1,100	(2,225)			1,100	3,975			3,975	
A	Sandmanchiaz LLC	Y	Sandmanchiaz LLC	06/01/20	06/01/20	Jul-20	5,000	7,250	4,750	3,303	(1,447)			3,303	3,947			3,947	
A	Xtreme Motosports	Y	Xtreme Motosports (Raymond Mancini)	06/19/20	06/19/20	Jul-20	5,000	7,250	4,750	3,383	(1,367)			3,383	3,867			3,867	
A	Aspen Grey Event Gallery	Y	Aspen Grey Event Gallery	01/10/20	01/10/20	Jul-20	6,000	8,340	5,820	4,996	(824)		500	0	3,844			3,844	
A	KC Produce	Y	KC Produce	01/09/20	01/09/20	Jul-20	20,000	27,800	19,400	24,369	4,969		375	5,740	3,806			3,806	
A	Radesh Hardware Supply	Y	Radesh Hardware Supply	05/18/20	05/18/20	Jul-20	7,000	10,150	6,650	6,344	(306)			5,202	3,806			3,806	
A	Liberty Acupuncture and Wellness	Y	Liberty Acupuncture and Wellness	03/09/20	03/09/20	Jul-20	30,000	41,700	28,800	37,909	9,109			17,059	3,791			3,791	
A	VK Painting	Y	VK Painting	02/04/20	02/04/20	Jul-20	5,000	6,950	4,850	3,505	(1,345)		300	410	3,745			3,745	
A	Roblyn Holdings	N	Roblyn Holdings	07/02/19	07/02/19	Jul-20	10,000	13,900	9,700	10,447	747		275	240	3,728			3,728	
A	Guibo Trucking	Y	Guibo Trucking	06/24/20	06/24/20	Jul-20	3,500	5,075	3,325	1,353	(1,972)			1,353	3,722			3,722	
A	CV Restoration	Y	CV Restoration	02/14/20	02/14/20	Jul-20	12,000	15,000	11,965	11,550	(415)		175	1,800	3,625			3,625	
A	Star Seafood	Y	Star Seafood	07/13/20	07/13/20	Jul-20	5,000	6,450	5,000	2,838	(2,162)			2,838	3,612			3,612	
A	James Matthew Kueber (Dr Jims RV Service)	N	Kueber (Dr Jims RV Service)	10/18/19	10/18/19	Jun-20	25,000	35,250	24,250	33,300	9,050			-	3,600			3,600	
A	Ward Family Dental, PSC	Y	Ward Family Dental, PSC	04/20/20	04/20/20	Jul-20	20,000	28,400	19,000	24,850	5,850			1,650	14,555	3,550			3,550

Securities and Exchange Commission, Plaintiff,
v.
Complete Business Solutions Group, Inc. d/b/a Par Funding et. al., Defendants.
CASE NO. 9:20-cv-81205
UNITED STATES DISTRICT COURT
SOUTHERN DISTRICT OF FLORIDA

Category A - Detail of CBSG MCA Suites Activity for the period from 2012 through July 27, 2020

Source: See footnotes							Total Advances and Repayments per MCA Suites		Cash Advances and Repayments per MCA Suites			Transactional Data per MCA Suites				A/R Balance (Note 10)		
MCA Category (Note 1)	Merchant Grouping (Note 11)	Funded After 01/01/20	Merchant Name (Note 8)	First Funding Date (Note 12)	Last Funding Date (Note 12)	Month of Last Payment (Note 13)	A	B	C	D	E = D-C	F	G	H	I	J	K	L = J+K
							Advance Amount (Note 4)	Payback (Note 5)	Net Cash Advanced (Note 6)	Total Cash Repayments (Note 7)	Net Cash Surplus (Deficit)	Total Reload (Note 9)	Total Write-off (Note 8)	Total Fee (Note 8)	Total Collections 06/2020-07/27/2020 (Note 7)	Active A/R	Default A/R	Total A/R
A	Sax Fitness	Y	Sax Fitness	05/22/20	05/22/20	Jul-20	5,000	7,250	4,750	3,706	(1,044)				3,303	3,544	3,544	
A	NW Environmental Green Services	Y	NW Environmental Green Services	03/05/20	03/05/20	Jul-20	8,000	11,920	7,680	8,385	705				4,939	3,535	3,535	
A	USA Carbide Tooling	Y	USA Carbide Tooling	05/19/20	05/19/20	Jul-20	15,000	18,600	14,965	15,190	225				12,710	3,410	3,410	
A	Sanders Catering	Y	Sanders Catering	02/03/20	02/03/20	Jul-20	8,000	9,520	7,965	6,487	(1,478)		325		375	3,358	3,358	
A	PrintPackNet Co	Y	PrintPackNet Co	01/31/20	01/31/20	Jul-20	7,500	10,125	7,275	6,794	(481)				850	3,331	3,331	
A	Angel Nails and Spa	Y	Angel Nails and Spa At Fishhawk	01/13/20	01/13/20	Jul-20	10,000	13,800	9,700	10,480	780				2,050	3,320	3,320	
A	Classic Audio Tinting	Y	Classic Audio Tinting	02/14/20	02/14/20	Jul-20	5,000	7,100	4,800	4,457	(343)			675	540	3,318	3,318	
A	Robles Electric Solutions	Y	Robles Electric Solutions	06/02/20	06/02/20	Jul-20	8,000	9,920	7,965	6,613	(1,352)				6,613	3,307	3,307	
A	Texas Wholesale Stone Supply	Y	Texas Wholesale Stone Supply	04/01/20	04/01/20	Jul-20	30,000	41,700	28,500	38,456	9,956				18,997	3,244	3,244	
A	Spinning Mainstop LLC	N	Spinning Mainstop LLC	12/02/19	12/02/19	Jul-20	20,000	27,000	19,400	23,775	4,375				3,075	3,225	3,225	
A	Scapes of North Florida	N	Scapes of North Florida	08/22/19	08/22/19	Jul-20	60,000	83,400	58,200	81,995	23,795			1,725	3,075	3,130	3,130	
A	DC Construction Contractors	Y	DC Construction Contractors	05/22/20	05/22/20	Jul-20	5,000	7,250	4,750	4,169	(581)				3,716	3,081	3,081	
A	Sedore Inc	Y	Sedore Inc	01/21/20	01/21/20	Jul-20	10,000	13,500	9,700	11,205	1,505			750	-	3,045	3,045	
A	Chaconia Homes	Y	Chaconia Homes	01/17/20	01/17/20	Jul-20	5,000	6,950	4,850	4,346	(504)			375	125	2,979	2,979	
A	Erhan Inc	Y	Erhan Inc	05/13/20	05/13/20	Jul-20	6,000	8,700	5,700	5,764	64				4,459	2,936	2,936	
A	Copper Claims Services	N	Copper Claims Services	11/29/19	11/29/19	Jul-20	15,000	20,850	14,550	19,196	4,646			1,275	3,074	2,929	2,929	
A	Salty Paws RB	N	Salty Paws RB	12/18/19	12/18/19	Jul-20	14,000	19,460	13,580	16,542	2,962				3,075	2,918	2,918	
A	A and E Associates	Y	A and E Associates	02/27/20	02/27/20	Jul-20	5,000	7,200	4,800	4,590	(210)			300	450	2,910	2,910	
A	William L Smith DMD	Y	William L Smith DMD	01/07/20	01/07/20	Jul-20	10,000	13,500	9,700	10,607	907				2,525	2,893	2,893	
A	Maxshield Services	Y	Maxshield Services	02/06/20	02/06/20	Jul-20	15,000	17,850	14,550	14,958	408				3,280	2,893	2,893	
A	Encino Metals	Y	Encino Metals	02/13/20	02/13/20	Jul-20	50,000	69,000	48,000	66,125	18,125				23,000	2,875	2,875	
A	U Do It Auto Repair	Y	U Do It Auto Repair	03/18/20	03/18/20	Jul-20	5,000	6,950	4,650	4,638	(12)			525	1,675	2,837	2,837	
A	Carolina Ground Solutions	Y	Carolina Ground Solutions	03/10/20	03/10/20	Jul-20	8,000	9,520	7,965	6,862	(1,103)			150	4,059	2,808	2,808	
A	ANG Homes	Y	ANG Homes	01/07/20	01/07/20	Jul-20	15,000	18,600	14,965	16,000	1,035			200	2,500	2,800	2,800	
A	Seaside Services Air and Heat	N	Seaside Services Air and Heat	11/22/19	11/22/19	Jul-20	6,000	8,520	5,820	6,802	982			1,050	700	2,768	2,768	
A	Used Tires King	Y	Used Tires King	02/28/20	02/28/20	Jul-20	15,000	21,300	14,400	18,730	4,330			150	6,150	2,720	2,720	
A	Fidemart Food	Y	Fidemart Food	04/15/20	04/15/20	Jul-20	10,000	14,200	9,300	11,518	2,218				6,469	2,682	2,682	
A	A1 Solid Solutions	N	A1 Solid Solutions	08/28/19	08/28/19	Jul-20	6,000	7,920	6,000	6,216	216			975	310	2,679	2,679	
A	Friendly Transportation	Y	Friendly Transportation	01/09/20	01/09/20	Jul-20	20,000	27,800	19,400	25,140	5,740				3,075	2,660	2,660	
A	Battle Born Tools	Y	Battle Born Tools	01/28/20	01/28/20	Jul-20	7,500	10,275	7,275	8,145	870			525	1,200	2,655	2,655	
A	Ashas Jewelry and Sari House	Y	Ashas Jewelry and Sari House	02/26/20	02/26/20	Jul-20	5,000	6,950	4,800	4,772	(28)			475	2,986	2,653	2,653	
A	These Hands	Y	These Hands	01/29/20	01/29/20	Jul-20	12,000	16,440	11,640	13,907	2,267				2,460	2,533	2,533	
A	The Spot	Y	The Spot (Christian Gonzalez)	06/04/20	06/04/20	Jul-20	5,000	6,850	4,750	4,338	(412)				4,338	2,512	2,512	
A	Sebring NP Services	Y	Sebring NP Services	01/23/20	01/23/20	Jul-20	10,000	13,900	9,700	11,397	1,697				2,829	2,503	2,503	
A	Rabang Consulting	N	Rabang Consulting	11/26/19	11/26/19	Jul-20	15,000	20,850	14,550	18,365	3,815				2,981	2,485	2,485	
A	Gabbys Beauty Supply (Daniels Girls)	N	Gabbys Beauty Supply (Daniels Girls)	12/31/19	12/31/19	Jul-20	5,000	6,950	4,850	5,083	233				465	2,467	2,467	
A	Emmanuel Christian Center	Y	Emmanuel Christian Center	01/15/20	01/15/20	Jul-20	8,000	9,920	7,965	7,876	(89)			600	3,200	2,394	2,394	
A	Singha Thai Viet Restaurant	Y	Singha Thai Viet Restaurant	03/12/20	03/12/20	Jul-20	5,000	6,950	4,800	4,999	199			400	2,175	2,351	2,351	
A	Stillwater Seafood and More (Sams Southern Eatery)	Y	Stillwater Seafood and More (Sams Southern Eatery)	07/13/20	07/13/20	Jul-20	2,500	3,225	2,500	887	(1,613)				887	2,338	2,338	
A	Southard Enterprises Accessibility Specialties	Y	Southard Enterprises Accessibility Specialties	03/12/20	03/12/20	Jul-20	15,000	17,850	14,965	15,555	590				5,920	2,295	2,295	
A	Double H Inc	N	Double H Inc	10/22/19	10/22/19	Jul-20	15,128	21,027	10,728	21,590	10,863			2,800	2,000	2,237	2,237	
A	Petty Funeral Homes	Y	Petty Funeral Homes	02/05/20	02/05/20	Jul-20	7,000	9,730	6,790	7,956	1,166			375	2,870	2,149	2,149	
A	Studio 137 Salon	Y	Studio 137 Salon	01/31/20	01/31/20	Jul-20	35,000	48,650	33,950	47,029	13,079			375	16,622	1,996	1,996	
A	Toscaneda Group	N	Toscaneda Group	12/09/19	12/09/19	Jul-20	5,000	7,250	4,850	5,562	712			300	200	1,988	1,988	
A	Toscaneda Group	Y	Toscaneda Group	02/20/20	02/20/20	Jul-20	12,000	17,040	11,640	16,404	4,764			1,350	3,340	1,986	1,986	

Securities and Exchange Commission, Plaintiff,

v.
Complete Business Solutions Group, Inc. d/b/a Par Funding et. al., Defendants.

CASE NO. 9:20-cv-81205
UNITED STATES DISTRICT COURT
SOUTHERN DISTRICT OF FLORIDA

Category A - Detail of CBSG MCA Suites Activity for the period from 2012 through July 27, 2020

Source: See footnotes

MCA Category (Note 1)	Merchant Grouping (Note 11)	Funded After 01/01/20	Merchant Name (Note 8)	First Funding Date (Note 12)	Last Funding Date (Note 12)	Month of Last Payment (Note 13)	Total Advances and Repayments per MCA Suites		Cash Advances and Repayments per MCA Suites			Transactional Data per MCA Suites				A/R Balance (Note 10)			
							A	B	C	D	E = D-C	F	G	H	I	J	K	L = J+K	
							Advance Amount (Note 4)	Payback (Note 5)	Net Cash Advanced (Note 6)	Total Cash Repayments (Note 7)	Net Cash Surplus (Deficit)	Total Reload (Note 9)	Total Write-off (Note 8)	Total Fee (Note 8)	Total Collections 06/2020-07/27/2020 (Note 7)	Active A/R	Default A/R	Total A/R	
A	Thomison Interiors	Y	Thomison Interiors	04/03/20	04/03/20	Jul-20	7,500	10,425	6,975	8,444	1,469				4,274	1,981		1,981	
A	Euroservice Marketing	Y	Euroservice Marketing	04/02/20	04/02/20	Jul-20	5,000	7,100	4,650	5,248	598		100		1,609	1,953		1,953	
A	Subay 1179	Y	Nachiket LLC	01/23/20	01/23/20	Jul-20	20,000	24,800	19,965	22,933	2,968				3,200	1,867		1,867	
A	Platinum Home Care	Y	Platinum Home Care	04/15/20	04/15/20	Jul-20	15,000	21,300	13,950	19,436	5,486				10,916	1,864		1,864	
A	Sonic Waves Research	Y	Sonic Waves Research	05/29/20	05/29/20	Jul-20	5,000	6,200	4,965	4,340	(625)				4,237	1,860		1,860	
A	Pine Oak Clini	Y	Pine Oak Clinic (Pine Oak Clinic)	02/24/20	02/24/20	Jul-20	15,000	20,850	14,400	19,332	4,932		225		7,203	1,743		1,743	
A	Jarvis Family Medical Services	Y	Jarvis Family Medical Services	02/13/20	02/13/20	Jul-20	12,000	16,920	11,520	15,201	3,681				6,150	1,719		1,719	
A	JDB Floors and More	Y	JDB Floors and More	03/05/20	03/05/20	Jul-20	5,000	7,200	4,800	5,484	684				1,804	1,716		1,716	
A	Combat Builders	Y	Combat Builders (Ralph Lapage Jr)	07/27/20	07/27/20	Jul-20	1,336	1,857	837	147	(690)				147	1,710		1,710	
A	Safari Merchant Logistics	Y	Safari Merchant Logistics	02/03/20	02/03/20	Jul-20	20,000	23,800	19,965	22,133	2,168				4,500	1,667		1,667	
A	Project Red Friday	Y	Project Red Friday	03/09/20	03/09/20	Jul-20	6,000	8,520	5,760	7,040	1,280		150		3,000	1,630		1,630	
A	Myrtle Beach Games	Y	Myrtle Beach Games	03/09/20	03/09/20	Jul-20	3,000	4,470	2,880	2,888	8				1,288	1,582		1,582	
A	Atlantic Can Inc	Y	Atlantic Can Inc	02/12/20	02/12/20	Jul-20	35,000	47,250	33,950	45,675	11,725				16,144	1,575		1,575	
A	Electrical Assisance Inc.	Y	Electrical Assisance Inc.	03/27/20	03/27/20	Jul-20	25,000	35,250	23,750	33,684	9,934				16,058	1,566		1,566	
A	Wayne Refrigeration	Y	Wayne Refrigeration	01/10/20	01/10/20	Jul-20	6,000	8,340	5,820	7,174	1,354		400		800	1,566		1,566	
A	Powers Veterinary Care of North Carolina	Y	Powers Veterinary Care of North Carolina	02/13/20	02/13/20	Jul-20	10,000	11,900	9,965	10,558	593		200		2,450	1,542		1,542	
A	SBS Enterprise	Y	SBS Enterprise	03/04/20	03/04/20	Jun-20	15,000	17,850	14,965	16,492	1,527		1,067		100	10,000	1,458		1,458
A	Sorovi Remodeling Contracting	Y	Sorovi Remodeling Contracting	01/03/20	01/03/20	Jul-20	6,000	8,520	5,820	8,121	2,301			1,050		450	1,449		1,449
A	ADC 24 HR Roadside Hawks	Y	ADC 24 HR Roadside Hawks	05/13/20	05/13/20	Jul-20	4,000	5,800	3,800	4,392	592				3,397	1,408		1,408	
A	Zona Dental	N	Zona Dental	12/17/19	12/17/19	Jul-20	20,000	27,800	19,400	26,413	7,013				2,460	1,387		1,387	
A	Busy Bees Florist	N	Busy Bees Florist	10/28/19	10/28/19	Jul-20	3,100	4,340	2,800	4,295	1,495			1,325	300	1,370		1,370	
A	Jose Angel Mendoza (Buena Vida)	Y	Jose Angel Mendoza (Buena Vida)	02/21/20	02/21/20	Jul-20	5,000	6,950	4,800	5,603	803				2,050	1,347		1,347	
A	Stephens Community Living	Y	Stephens Community Living	01/31/20	01/31/20	Jul-20	30,000	41,700	29,100	40,658	11,558				11,815	1,343		1,343	
A	HCS Plumbing Solutions	N	HCS Plumbing Solutions	04/09/19	04/09/19	Jul-20	5,000	7,100	4,850	10,745	5,895		300	4,925	250	1,280		1,280	
A	Ed Perales Construction	Y	Ed Perales Construction	03/19/20	03/19/20	Jul-20	12,000	16,680	11,160	15,839	4,679			300	4,792	1,142		1,142	
A	Drivers Edu Express	Y	Drivers Edu Express	02/21/20	02/21/20	Jul-20	4,000	5,680	3,840	4,548	708				1,189	1,132		1,132	
A	Camara Services	Y	Camara Services	02/05/20	02/05/20	Jul-20	7,000	9,730	6,790	8,714	1,924		100		3,075	1,116		1,116	
A	West Transportation	Y	West Transportation	05/13/20	05/13/20	Jul-20	7,500	9,300	7,465	8,215	750				6,355	1,085		1,085	
A	No Chance Computer Solutions	Y	No Chance Computer Solutions	01/14/20	01/14/20	Jul-20	50,000	69,500	48,500	69,124	20,624				700	21,587	1,076		1,076
A	JGM Logistics	Y	JGM Logistics	02/12/20	02/12/20	Jul-20	10,000	11,800	9,965	11,800	1,835			1,050	983	1,050		1,050	
A	Empire Iv Corp	Y	Empire Iv Corp	03/27/20	03/27/20	Jul-20	10,000	13,900	9,300	13,628	4,328			750	5,983	1,023		1,023	
A	Parties Made Perfect	N	Parties Made Perfect	04/30/19	04/30/19	Jul-20	6,000	8,400	5,965	8,731	2,766			1,350	150	1,019		1,019	
A	Pride and Joy Child Care	Y	Pride and Joy Child Care	02/20/20	02/20/20	Jul-20	4,500	6,390	4,320	5,611	1,291			225	2,050	1,005		1,005	
A	Loyo Insurance Group	Y	Loyo Insurance Group	03/17/20	03/17/20	Jul-20	10,000	13,900	9,600	12,927	3,327				5,699	973		973	
A	Don Black Custom Woodworks	Y	Don Black Custom Woodworks	03/12/20	03/12/20	Jul-20	5,000	6,950	4,800	5,994	1,194				3,562	956		956	
A	G and W Management	Y	G and W Management	02/07/20	02/07/20	Jul-20	25,000	34,750	24,250	34,508	10,258			700	14,248	943		943	
A	Blackjack Livestock	Y	Blackjack Livestock	02/14/20	02/14/20	Jul-20	15,000	20,850	14,400	19,981	5,581				7,124	869		869	
A	ATC Towing and Recovery	Y	ATC Towing and Recovery	03/16/20	03/16/20	Jul-20	12,000	16,920	11,160	16,074	4,914				6,937	846		846	
A	Reliable Contracting of Georgia	Y	Reliable Contracting of Georgia	02/13/20	02/13/20	Jul-20	5,000	7,200	4,800	6,760	1,960				650	815		815	
A	Chemung Family Dental	Y	Chemung Family Dental	03/06/20	03/06/20	Jul-20	20,000	23,800	19,965	23,039	3,074			375	12,259	761		761	

Securities and Exchange Commission, Plaintiff,
v.
Complete Business Solutions Group, Inc. d/b/a Par Funding et. al., Defendants.
CASE NO. 9:20-cv-81205
UNITED STATES DISTRICT COURT
SOUTHERN DISTRICT OF FLORIDA

Category A - Detail of CBSG MCA Suites Activity for the period from 2012 through July 27, 2020

Source: See footnotes

MCA Category (Note 1)	Merchant Grouping (Note 11)	Funded After 01/01/20	Merchant Name (Note 8)	First Funding Date (Note 12)	Last Funding Date (Note 12)	Month of Last Payment (Note 13)	Total Advances and Repayments per MCA Suites		Cash Advances and Repayments per MCA Suites			Transactional Data per MCA Suites				A/R Balance (Note 10)		
							A	B	C	D	E = D-C	F	G	H	I	J	K	L = J+K
							Advance Amount (Note 4)	Payback (Note 5)	Net Cash Advanced (Note 6)	Total Cash Repayments (Note 7)	Net Cash Surplus (Deficit)	Total Reload (Note 9)	Total Write-off (Note 8)	Total Fee (Note 8)	Total Collections 06/2020-07/27/2020 (Note 7)	Active A/R	Default A/R	Total A/R
A	RH and Associates	Y	RH and Associates	01/31/20	01/31/20	Jul-20	5,000	6,950	4,850	6,194	1,344				2,050	756		756
A	Maussan Enterprises	Y	Maussan Enterprises	02/21/20	02/21/20	Jul-20	8,000	11,120	7,680	10,403	2,723				4,059	717		717
A	Prestige Tree Service	Y	Prestige Tree Service	01/02/20	01/02/20	Jul-20	15,000	20,850	14,550	20,592	6,042			375	3,075	633		633
A	Grace Nails	Y	Grace Nails	01/07/20	01/07/20	Jul-20	6,000	8,340	5,820	8,330	2,510		600	395	610			610
A	Marks Land Management	Y	Marks Land Management	01/17/20	01/17/20	Jul-20	10,000	14,200	9,700	14,628	4,928		975	4,583	548			548
A	MH Transport	Y	MH Transport	04/08/20	04/08/20	Jul-20	15,000	21,000	14,550	20,475	5,925			10,763	525			525
A	Road Less Traveled Transport	N	Road Less Traveled Transport	10/22/19	10/22/19	Jul-20	10,000	11,900	9,965	11,475	1,510		100	2,250	525			525
A	Go Getter	Y	Go Getter	02/27/20	02/27/20	Jul-20	6,000	8,700	5,701	8,741	3,040		525	3,589	485			485
A	Capital Law Group (Securities Compliance Group)	N	Capital Law Group (Securities Compliance Group)	08/20/19	08/20/19	Jul-20	10,000	13,900	9,700	13,651	3,951			225	350	474		474
A	Sree Ganesh	N	Sree Ganesh	12/23/19	12/23/19	Jul-20	6,000	8,340	5,820	7,878	2,058				1,025	462		462
A	Olson and Associates	Y	Olson and Associates	01/09/20	01/09/20	Jul-20	7,000	9,730	6,790	9,729	2,939		450	2,216	451			451
A	Salt Logistics	Y	Salt Logistics	02/13/20	02/13/20	Jul-20	20,000	27,800	19,200	27,710	8,510		300	9,225	390			390
A	Hi Tech Automotive LTD	Y	Hi Tech Automotive LTD	02/11/20	02/11/20	Jul-20	10,000	13,900	9,700	13,552	3,852			4,749	348			348
A	P and C Transport Pros	Y	P and C Transport Pros	02/25/20	02/25/20	Jul-20	13,000	18,460	12,480	18,125	5,645			6,881	335			335
A	Greit LLC (Devon J Holt)	Y	Greit LLC (Devon J Holt)	02/07/20	02/07/20	Jul-20	25,000	34,750	24,250	34,460	10,210			11,873	290			290
A	Soma Health Care Center SC	Y	Soma Health Care Center SC	04/08/20	04/08/20	Jul-20	7,000	9,940	6,510	9,692	3,182			5,094	249			249
A	Shabani Inc	Y	Shabani Inc	02/11/20	02/11/20	Jul-20	8,000	11,120	7,760	10,882	3,122			2,870	238			238
A	CMC Quality Construction	Y	CMC Quality Construction	01/08/20	01/08/20	Jul-20	8,000	11,040	7,840	10,903	3,063			2,870	137			137
A	Felicia Wright Trucking	N	Felicia Wright Trucking	11/18/19	11/18/19	Jul-20	14,000	19,460	13,580	20,196	6,616			825	1,230	89		89
A	Bay Tex Glass	N	Bay Tex Glass	12/11/18	12/11/18	Aug-19	130,794	183,112	129,795	111,153	(18,643)		76,359	4,400	0			0
A	Agrilife Protein Solutions	N	Agrilife Protein Solutions	04/04/19	04/04/19	May-19	100,000	143,000	97,005	131,907	34,902		11,093	0				0
A	Capella Ltd Invs	N	Capella Ltd Invs	11/19/18	11/19/18	Jun-19	100,000	145,000	97,500	143,098	45,598		575	2,477	0			0
A	Bed Wood And Parts	N	Bed Wood And Parts	01/17/19	01/17/19	Mar-19	75,000	105,000	72,750	95,875	23,125		9,125	0				0
A	Krkabob Incorporated (Argus)	N	Krkabob Incorporated (Argus)	01/10/19	01/10/19	Dec-19	150,000	219,000	145,500	209,328	63,828		10,422	750	0			0
A	Pindernation Electric	N	Pindernation Electric	05/17/17	05/17/17	Dec-17	100,000	143,000	98,132	149,233	51,101			6,233	0			0
A	AA and E Hauling	Y	AA and E Hauling	01/24/20	01/24/20	Jul-20	50,000	66,500	48,500	55,975	7,475		11,250	725	48,250	0		0
A	Bushwackers Land Services	Y	Bushwackers Land Services	02/06/20	02/06/20	Jul-20	50,000	69,500	48,500	69,574	21,074		601	675	20,217	0		0
A	Gober Heat and Air	Y	Gober Heat and Air	02/21/20	02/21/20	May-20	50,000	59,500	49,965	57,667	7,702		2,008	175	0			0
A	Realty Elite	N	Realty Elite	12/10/13	12/10/13	Apr-14	45,000	60,000	44,600	60,462	15,862			462	0			0
A	BHPH Consulting Services	Y	BHPH Consulting Services	02/07/20	02/07/20	Jul-20	30,000	37,200	29,965	35,286	5,321		2,214	300	15,500	0		0
A	Nails of Capri Corp	Y	Nails of Capri Corp	02/13/20	02/13/20	Jul-20	30,000	41,700	29,100	37,373	8,273		4,727	400	23,040	0		0
A	Quality Project Solutions	Y	Quality Project Solutions	03/19/20	03/19/20	May-20	30,000	40,500	28,500	38,526	10,026		1,974	0				0
A	Accord Trucking	N	Accord Trucking	01/30/19	01/30/19	Feb-19	11,141	15,598	10,566	16,448	5,882			850	0			0
A	Antonicola Inc	N	Antonicola Inc	12/06/19	12/06/19	Jun-20	30,000	39,600	29,550	34,705	5,155		5,195	300	11,000	0		0
A	C Haynes Construction	Y	C Haynes Construction	02/06/20	02/06/20	Apr-20	25,000	29,750	24,965	27,571	2,606		2,254	75	0			0
A	Chens Chinese Cafe	Y	Chens Chinese Cafe (Rainbow Chinese Restaurant)	07/22/20	07/22/20	Jul-20	17,508	24,336	13,509	13,509	-		10,827	13,509	0			0
A	Crystal Nayared Trucking	N	Crystal Nayared Trucking	05/16/18	05/16/18	Nov-19	19,912	29,868	18,917	34,811	15,894			4,943	0			0
A	G and T Entertainment	N	G and T Entertainment	07/24/19	07/24/19	Jun-20	15,000	20,850	14,700	20,161	5,461		1,189	500	2,150	0		0
A	Gates Enterprises	N	Gates Enterprises	06/26/19	06/26/19	Jun-20	70,000	97,300	68,005	88,899	20,894		9,001	600	9,500	0		0
A	Gettle and Associates General Contractors	N	Gettle and Associates General Contractors	05/17/19	05/17/19	Jun-19	25,575	36,572	24,875	30,279	5,404		6,693	400	0			0
A	Legends Auto Ranch	Y	Legends Auto Ranch	01/08/20	01/08/20	Jun-20	23,000	32,660	22,310	23,092	782		9,968	400	6,000	0		0

Securities and Exchange Commission, Plaintiff,
v.
Complete Business Solutions Group, Inc. d/b/a Par Funding et. al., Defendants.
CASE NO. 9:20-cv-81205
UNITED STATES DISTRICT COURT
SOUTHERN DISTRICT OF FLORIDA

Category A - Detail of CBSG MCA Suites Activity for the period from 2012 through July 27, 2020

Source: See footnotes

MCA Category (Note 1)	Merchant Grouping (Note 11)	Funded After 01/01/20	Merchant Name (Note 8)	First Funding Date (Note 12)	Last Funding Date (Note 12)	Month of Last Payment (Note 13)	Total Advances and Repayments per MCA Suites		Cash Advances and Repayments per MCA Suites			Transactional Data per MCA Suites				A/R Balance (Note 10)				
							A	B	C	D	E = D-C	F	G	H	I	J	K	L = J+K		
							Advance Amount (Note 4)	Payback (Note 5)	Net Cash Advanced (Note 6)	Total Cash Repayments (Note 7)	Net Cash Surplus (Deficit)	Total Reload (Note 9)	Total Write-off (Note 8)	Total Fee (Note 8)	Total Collections 06/2020-07/27/2020 (Note 7)	Active A/R	Default A/R	Total A/R		
A	Starnes Outdoor Solutions	N	Starnes Outdoor Solutions	09/26/19	09/26/19	Dec-19	11,004	14,856	10,004	16,581	6,577			1,725			0		0	
A	West Coast Petroleum Newports AZ	N	West Coast Petroleum Newports AZ	10/29/19	10/29/19	Jun-20	50,000	69,500	48,500	63,775	15,275		8,525		10,600			0		0
A	Black Dirt Farm	Y	Black Dirt Farm	02/27/20	02/27/20	Jun-20	30,000	41,700	28,800	39,508	10,708		2,942	2,800	750	12,097			0	0
A	Certified Roadside Service Technicians	N	Certified Roadside Service Technicians	11/19/19	11/19/19	Apr-20	20,000	27,400	2,935	25,087	22,152		2,313						0	0
A	Michael Dubrow (EK and B)	N	Michael Dubrow (EK and B)	04/16/19	04/16/19	Jul-19	30,000	42,300	15,215	38,832	23,617		3,768	300					0	0
A	Grimaldi Candy Company	N	Grimaldi Candy Company	08/22/19	08/22/19	Jan-20	20,000	27,800	19,400	27,935	8,535		315	450					0	0
A	AM Kitchen	N	AM Kitchen	05/31/19	05/31/19	Aug-19	20,000	27,200	19,400	25,704	6,304		1,496						0	0
A	Hybrid Drivetrains Inc	N	Hybrid Drivetrains Inc	08/21/13	08/21/13	Dec-15	17,000	23,800	16,306	26,108	9,802			2,308					0	0
A	IC2 Holdings	N	IC2 Holdings	03/27/19	03/27/19	May-19	14,965	20,950	13,795	17,680	3,886		3,470	200					0	0
A	Myers Home Healthcare	Y	Myers Home Healthcare	01/23/20	01/23/20	Jan-20	13,562	18,309	10,562	10,562	-		7,747						0	0
A	The Chateaus (Columbine Chateau)	Y	The Chateaus (Columbine Chateau)	03/11/20	03/11/20	Jul-20	14,970	20,210	13,470	16,921	3,451		4,114	825	13,029				0	0
A	Vito Italia	N	Vito Italia	11/15/18	11/15/18	Mar-20	20,000	28,200	20,000	30,338	10,338		1,062	3,200					0	0
A	Brady Landscaping	N	Brady Landscaping	03/23/18	03/23/18	Dec-18	10,000	14,500	9,450	15,552	6,102			1,052					0	0
A	Gold Store	N	Gold Store	10/21/13	10/21/13	Apr-14	22,000	30,100	20,806	31,623	10,817			1,523					0	0
A	Iron Gate Estates	N	Iron Gate Estates	07/03/18	07/03/18	Dec-19	8,000	11,600	7,450	12,865	5,415			1,265					0	0
A	Sky Lounge Skin Care	Y	Sky Lounge Skin Care	02/20/20	02/20/20	May-20	8,000	11,360	7,680	11,246	3,566		564	450					0	0
A	SLR Deliveries	Y	SLR Deliveries	03/19/20	03/19/20	Jun-20	8,000	11,120	7,440	11,134	3,694		286	300	1,868				0	0
A	Taylor Made Lawn and Landscaping	N	Taylor Made Lawn and Landscaping	03/23/18	03/23/18	Nov-18	6,000	8,940	5,450	9,967	4,517			1,027					0	0
A	DS Breakfast and Burgers	Y	DS Breakfast and Burgers	01/15/20	01/15/20	Jun-20	25,000	34,750	24,250	31,546	7,296		3,204		10,250				0	0
A	Purtru (Oedwny)	N	Purtru (Oedwny)	09/13/18	09/13/18	Oct-19	5,000	7,250	4,650	8,901	4,251			1,651					0	0
A	RCF Contracting	N	RCF Contracting	09/17/19	09/17/19	Mar-20	20,000	28,200	19,400	27,455	8,055		1,545	800					0	0
A	Rmg Accounting Services	N	Rmg Accounting Services	06/25/18	06/25/18	Apr-19	7,305	10,958	7,305	13,278	5,973		554	2,875					0	0
A	Rusel Corneal Trucking	N	Rusel Corneal Trucking	11/13/19	11/13/19	Jan-20	10,000	12,400	9,700	12,000	2,300		400						0	0
A	Superior Landcare	N	Superior Landcare	08/24/18	08/24/18	Jul-19	10,000	14,500	9,450	16,283	6,833			1,783					0	0
A	TRC Industries	Y	TRC Industries	02/24/20	02/24/20	Jul-20	20,000	23,800	19,965	22,900	2,935		900		7,500				0	0
A	Yes We Can Transporters	Y	Yes We Can Transporters	01/24/20	01/24/20	May-20	15,000	20,850	14,550	21,125	6,575		0	275					0	0
A	Kaizen Associates	N	Kaizen Associates	02/07/19	02/07/19	Oct-19	25,000	36,250	24,250	33,579	9,329	202	3,294	825					0	0
A	Law Office of Cheryl R Whitely	Y	Law Office of Cheryl R Whitely	02/04/20	02/04/20	May-20	7,000	8,330	6,965	7,953	988		477	100					0	0
A	Cougar Marine USA	Y	Cougar Marine USA	01/30/20	01/30/20	May-20	20,000	24,800	19,965	23,718	3,753		1,082						0	0
A	Patriot Automotive	Y	Patriot Automotive	03/05/20	03/05/20	Jun-20	10,000	13,900	9,600	12,715	3,115		1,185		5,970				0	0
A	Voyager Drilling Services	Y	Voyager Drilling Services	02/11/20	02/11/20	Jul-20	10,000	13,900	9,700	12,559	2,859		1,716	375	9,200				0	0
A	Butterflies Preschool	N	Butterflies Preschool	08/14/15	08/14/15	Oct-15	20,000	28,000	18,832	29,018	10,186			1,018					0	0
A	Pops Appliance Repair	N	Pops Appliance Repair	01/23/19	01/23/19	Mar-19	1,575	2,252	1,375	2,898	1,523			646					0	0
A	02 Holdings	N	02 Holdings	08/14/19	08/14/19	Feb-20	200,000	270,000	196,005	270,975	74,970			975					-	-
A	1 Stop Business Services	N	1 Stop Business Services	12/11/19	12/11/19	Apr-20	10,000	13,900	9,700	13,900	4,200								-	-
A	110 Sunshine Smoothies	N	110 Sunshine Smoothies	09/08/17	09/08/17	Mar-18	150,000	208,500	147,832	208,600	60,768			100					-	-
A	111 Properties	Y	111 Properties	02/10/20	02/10/20	Jun-20	15,000	17,850	14,965	18,000	3,035			150	2,896				-	-
A	1st Choice Auto Repair	N	1st Choice Auto Repair	09/07/17	09/07/17	Feb-18	14,500	21,025	13,950	21,025	7,075								-	-
A	20 West Genesee Street (Pot O Gold)	N	20 West Genesee Street (Pot O Gold)	07/09/19	07/09/19	Dec-19	6,000	8,340	5,820	8,340	2,520								-	-
A	404 Movers Inc	N	404 Movers Inc	12/11/19	12/11/19	Mar-20	20,000	24,800	19,965	24,800	4,835								-	-
A	425 Park Ave LLC	N	425 Park Ave LLC	06/18/13	06/18/13	Oct-13	10,000	14,000	9,601	14,000	4,399								-	-
A	49 Doorz (3HS LLC)	Y	48 Doorz (3HS LLC)	03/02/20	03/02/20	Jun-20	100,000	119,000	99,965	119,000	19,035				23,800				-	-
A	5 Star American Services	Y	5 Star American Services	04/29/20	04/29/20	Jul-20	20,000	28,400	19,000	26,400	7,400		2,000		20,152				-	-
A	911 Plumbing Comfort	N	911 Plumbing Comfort	06/09/17	06/09/17	Oct-17	10,000	14,000	9,650	14,375	4,725			375					-	-

Securities and Exchange Commission, Plaintiff,
v.
Complete Business Solutions Group, Inc. d/b/a Par Funding et. al., Defendants.
CASE NO. 9:20-cv-81205
UNITED STATES DISTRICT COURT
SOUTHERN DISTRICT OF FLORIDA

Category A - Detail of CBSG MCA Suites Activity for the period from 2012 through July 27, 2020

Source: See footnotes							Total Advances and Repayments per MCA Suites		Cash Advances and Repayments per MCA Suites			Transactional Data per MCA Suites				A/R Balance (Note 10)		
MCA Category (Note 1)	Merchant Grouping (Note 11)	Funded After 01/01/20	Merchant Name (Note 8)	First Funding Date (Note 12)	Last Funding Date (Note 12)	Month of Last Payment (Note 13)	A	B	C	D	E = D-C	F	G	H	I	J	K	L = J+K
							Advance Amount (Note 4)	Payback (Note 5)	Net Cash Advanced (Note 6)	Total Cash Repayments (Note 7)	Net Cash Surplus (Deficit)	Total Reload (Note 9)	Total Write-off (Note 8)	Total Fee (Note 8)	Total Collections 06/2020-07/27/2020 (Note 7)	Active A/R	Default A/R	Total A/R
A	912FoodToGo	N	912FoodToGo	01/19/17	01/19/17	Aug-17	30,000	45,300	29,201	45,300	16,099					-		-
A	98 Restoration	N	98 Restoration	10/31/19	10/31/19	Jan-20	5,000	6,200	4,965	6,200	1,235					-		-
A	A and A Trucking	Y	A and A Trucking	03/06/20	03/06/20	Jun-20	5,000	6,950	4,850	6,950	2,100				1,092	-		-
A	A And S Flooring	N	A And S Flooring	08/18/17	08/18/17	Aug-18	75,000	108,000	73,050	110,225	37,175			2,225		-		-
A	A Cut Above Polish Shop	N	A Cut Above Polish Shop	09/12/19	09/12/19	Dec-19	20,000	24,800	19,965	24,800	4,835					-		-
A	A Good Moving Company	N	A Good Moving Company	02/04/15	02/04/15	Jul-15	20,000	28,000	19,556	28,375	8,819			375		-		-
A	A Grand Affair	N	A Grand Affair	04/04/17	04/04/17	Sep-17	8,000	11,120	7,650	11,195	3,545			75		-		-
A	A Guy I Know	N	A Guy I Know	06/01/17	06/01/17	Apr-18	4,500	6,120	4,500	7,220	2,720			1,100		-		-
A	A Hendley Transportation	Y	A Hendley Transportation	01/15/20	01/15/20	Jun-20	10,000	13,900	9,700	13,900	4,200					834		-
A	A Robins Nest of Cheyenne Mtn	Y	A Robins Nest of Cheyenne Mtn	04/27/20	04/27/20	May-20	15,000	21,300	14,250	15,000	750		6,300			-		-
A	A1A Moving and Relocating Services	Y	A1A Moving and Relocating Services	01/24/20	01/24/20	Jul-20	15,000	19,800	14,550	19,800	5,250					5,280		-
A	AB Electrical	Y	AB Electrical	01/17/20	01/17/20	Mar-20	30,000	41,700	29,100	37,205	8,105		4,495			-		-
A	Abc Management Baltimore	N	Abc Management Baltimore	05/02/18	05/02/18	Jun-18	300,000	429,000	297,832	105,300	(192,532)		324,025	325		-		-
A	Abel Enterprises Mobile Wash	N	Abel Enterprises Mobile Wash	03/22/19	03/22/19	Jun-19	7,000	9,100	6,790	9,100	2,310					-		-
A	Abylex Inc	N	Abylex Inc	08/07/19	08/07/19	Oct-19	30,000	41,700	29,100	38,400	9,300		3,300			-		-
A	Academic Beehive Center	N	Academic Beehive Center	10/23/17	10/23/17	Feb-18	5,000	7,350	4,900	7,425	2,525			75		-		-
A	Accelerated Development	N	Accelerated Development	04/03/18	04/03/18	Aug-18	12,000	17,400	11,450	17,400	5,950					-		-
A	Accurate Graphics	N	Accurate Graphics	04/25/19	04/25/19	Oct-19	30,000	41,100	30,000	41,100	11,100					-		-
A	Ace Auto Recovery	N	Ace Auto Recovery	12/04/17	12/04/17	Mar-18	30,000	42,600	28,701	42,675	13,974			75		-		-
A	ACE PM LLC	Y	ACE PM LLC	02/03/20	02/03/20	May-20	7,000	9,450	6,790	9,450	2,660					-		-
A	Ace Vapors	N	Ace Vapors	04/18/18	04/18/18	Jul-18	6,000	8,340	5,450	8,340	2,890					-		-
A	Aceves Transport	Y	Jose Luis Aceves (Aceves Transport)	03/03/20	03/03/20	Jun-20	3,500	4,725	3,360	4,725	1,365					1,140		-
A	Acquatek Water and Energy Solution	Y	Acquatek Water and Energy Solution	01/21/20	01/21/20	Jun-20	15,000	18,600	14,965	15,400	435		3,300	100	8,100	-		-
A	ADM Contractors	N	ADM Contractors	08/30/19	08/30/19	Nov-19	15,000	20,850	14,550	17,949	3,399		2,976	75		-		-
A	ADS 1 LLC	Y	ADS 1 LLC	02/11/20	02/11/20	Jul-20	20,000	23,800	19,965	23,950	3,985			150	6,275	-		-
A	Advance Facility Maintenance	N	Advance Facility Maintenance	03/13/19	03/13/19	Jun-19	20,000	25,800	20,000	25,800	5,800					-		-
A	Advance Plumbing	Y	Advance Plumbing	02/13/20	02/13/20	Jun-20	7,000	9,940	6,720	10,315	3,595			375	517	-		-
A	Advance Technical Industries	Y	Advance Technical Industries	02/24/20	02/24/20	Jun-20	15,000	17,850	14,965	17,850	2,885					1,275		-
A	AEI Solar	N	AEI Solar	09/18/18	09/18/18	Apr-19	25,000	35,000	24,500	35,600	11,100			600		-		-
A	Affordable Beach Weddings	N	Affordable Beach Weddings	11/06/19	11/06/19	Jun-20	20,000	27,800	19,400	27,800	8,400					4,813		-
A	Agile Technology	N	Agile Technology	04/24/17	04/24/17	Dec-17	12,500	16,875	12,150	17,675	5,525			800		-		-
A	Al Thomas	N	Al Thomas	08/16/18	08/16/18	May-19	70,000	101,500	70,000	102,250	32,250			750		-		-
A	Air Cooling	N	Air Cooling	09/19/19	09/19/19	Mar-20	15,000	20,850	14,550	20,850	6,300					-		-
A	Ajs Tree And Stump	N	Ajs Tree And Stump	12/14/17	12/14/17	Jun-18	5,000	7,000	4,400	7,150	2,750			150		-		-
A	Ak Mr Taxi	N	Ak Mr Taxi	08/18/16	08/18/16	Jun-17	15,000	21,000	15,000	21,800	6,800			800		-		-
A	All About Remodeling	Y	All About Remodeling	02/04/20	02/04/20	Jul-20	15,000	20,850	14,550	20,850	6,300					5,496		-
A	All Concrete Contractor	N	All Concrete Contractor	05/02/17	05/02/17	Nov-17	8,000	11,760	7,650	13,260	5,610			1,500		-		-
A	All In Beauty	N	All In Beauty	11/27/19	11/27/19	Mar-20	50,000	62,000	49,965	62,275	12,310			275		-		-
A	All Out Raw	Y	All Out Raw	02/27/20	02/27/20	Jun-20	50,000	59,500	49,965	59,500	9,535					4,250		-
A	All Pro Septic	N	All Pro Septic	12/13/19	12/13/19	Mar-20	35,000	43,400	34,965	43,400	8,435					-		-
A	All Temp Mechanical	N	All Temp Mechanical	04/12/17	04/12/17	Oct-17	10,000	14,400	9,650	14,400	4,750					-		-
A	Alliance Mechanical Group	N	Alliance Mechanical Group	09/18/19	09/18/19	May-20	180,000	250,200	174,600	250,200	75,600					-		-
A	Almaty Inc	Y	Almaty Inc	01/09/20	01/09/20	Apr-20	15,000	18,600	14,965	18,675	3,710			75		-		-
A	Alpha Omega	N	Alpha Omega	05/07/18	05/07/18	Oct-18	30,000	43,500	29,001	44,625	15,624			1,125		-		-
A	Alpha Omega Marketing Group	N	Alpha Omega Marketing Group	10/16/19	10/16/19	Jan-20	6,000	7,440	5,965	7,440	1,475					-		-
A	Alphatox Incorporated	Y	Alphatox Incorporated	02/05/20	02/05/20	May-20	10,000	11,900	9,965	11,900	1,935					-		-
A	Alquest Technologies	N	Alquest Technologies	03/13/19	03/13/19	May-20	350,000	486,500	350,000	411,243	61,243		75,882	625		-		-
A	Ambaya Gold LLC	Y	Ambaya Gold LLC	01/15/20	01/15/20	May-20	10,000	13,900	9,700	13,975	4,275			75		-		-

Securities and Exchange Commission, Plaintiff,
v.
Complete Business Solutions Group, Inc. d/b/a Par Funding et. al., Defendants.
CASE NO. 9:20-cv-81205
UNITED STATES DISTRICT COURT
SOUTHERN DISTRICT OF FLORIDA

Category A - Detail of CBSG MCA Suites Activity for the period from 2012 through July 27, 2020

Source: See footnotes

MCA Category (Note 1)	Merchant Grouping (Note 11)	Funded After 01/01/20	Merchant Name (Note 8)	First Funding Date (Note 12)	Last Funding Date (Note 12)	Month of Last Payment (Note 13)	Total Advances and Repayments per MCA Suites		Cash Advances and Repayments per MCA Suites			Transactional Data per MCA Suites				A/R Balance (Note 10)			
							A	B	C	D	E = D-C	F	G	H	I	J	K	L = J+K	
							Advance Amount (Note 4)	Payback (Note 5)	Net Cash Advanced (Note 6)	Total Cash Repayments (Note 7)	Net Cash Surplus (Deficit)	Total Reload (Note 9)	Total Write-off (Note 8)	Total Fee (Note 8)	Total Collections 06/2020-07/27/2020 (Note 7)	Active A/R	Default A/R	Total A/R	
A	Ameer Transportation	N	Ameer Transportation	11/29/19	11/29/19	May-20	65,000	89,050	63,050	77,739	14,689		12,137	825			-	-	-
A	America Auto Rental	N	America Auto Rental	03/22/17	03/22/17	Jul-18	20,000	28,800	19,201	30,425	11,224			1,625			-	-	-
A	American Air and Mold Solutions	N	American Air and Mold Solutions	10/09/19	10/09/19	Apr-20	12,000	14,880	11,640	15,555	3,915						-	-	-
A	American Lumpers Services	N	American Lumpers Services	08/30/18	08/30/18	Oct-18	75,000	105,000	72,832	105,000	32,168						-	-	-
A	American Motor Group	Y	American Motor Group	02/07/20	02/07/20	May-20	5,000	7,100	4,850	7,175	2,325			75			-	-	-
A	American Pro Dental Lab	N	American Pro Dental Lab	09/15/17	09/15/17	Jun-19	17,500	25,025	16,950	25,525	8,575			500			-	-	-
A	American Used Truck	N	American Used Truck	03/26/19	03/26/19	Sep-19	25,000	36,250	24,250	36,625	12,375			375			-	-	-
A	Amigo Market	N	Amigo Market	08/02/19	08/02/19	Jan-20	12,000	16,680	11,640	16,755	5,115			75			-	-	-
A	Amit B Patel (Ashburn General Dentistry)	N	Amit B Patel (Ashburn General Dentistry)	05/21/18	05/21/18	Jun-18	10,000	14,300	9,450	14,300	4,850						-	-	-
A	AMP Electrical and Maintenance Services	Y	AMP Electrical and Maintenance Services	06/22/20	06/22/20	Jul-20	35,000	41,650	35,000	38,150	3,150		3,500		38,150		-	-	-
A	Anglo China	Y	Anglo China	04/27/20	04/27/20	Jan-00	1,597,595	1,757,355	1,597,595		(1,597,595)	1,757,355					-	-	-
A	ANH Holdings (Lapels Dry Cleaning)	N	ANH Holdings (Lapels Dry Cleaning)	07/23/19	07/23/19	Nov-19	7,500	9,300	7,465	9,375	1,910			75			-	-	-
A	Anmore Machining Company	N	Anmore Machining Company	03/10/14	03/10/14	Jul-14	20,000	28,000	18,832	28,000	9,168						-	-	-
A	Annandale Play Care	N	Annandale Play Care	01/14/19	01/14/19	Jun-19	15,000	21,300	14,450	21,300	6,850						-	-	-
A	Antonio Brown Trucking	Y	Antonio L Brown (Antonio Brown Trucking)	03/16/20	03/16/20	Jul-20	15,000	19,950	14,400	19,950	5,550				6,483		-	-	-
A	Aow Trucking	N	Aow Trucking	03/22/17	03/22/17	Apr-17	20,000	29,400	19,650	29,400	9,750						-	-	-
A	Apollo Safety	N	Apollo Safety	10/09/19	10/09/19	Apr-20	50,000	70,500	48,500	70,800	22,300			300			-	-	-
A	Applied Diving Services	N	Applied Diving Services	07/30/19	07/30/19	Mar-20	30,000	41,700	29,100	42,200	13,100			500			-	-	-
A	Aqua Clean Pool	N	Aqua Clean Pool	08/25/16	08/25/16	Apr-17	6,000	8,400	5,750	10,250	4,500			1,850			-	-	-
A	Aqua Gardens	N	Aqua Gardens	06/23/14	06/23/14	Nov-14	10,000	14,590	8,832	14,590	5,758						-	-	-
A	ARC Industries	N	ARC Industries	09/27/19	09/27/19	Feb-20	4,000	5,640	3,880	6,990	3,110			1,350			-	-	-
A	Ariane Tex	N	Ariane Tex	12/02/19	12/02/19	Jan-20	7,000	8,680	6,965	7,840	875		940	100			-	-	-
A	Armada Waste MA II	Y	Armada Waste MA II	01/31/20	01/31/20	May-20	75,000	89,250	74,965	89,250	14,285						-	-	-
A	Ascend Elevator	N	Ascend Elevator	12/09/19	12/09/19	Mar-20	25,000	31,000	24,965	31,000	6,035						-	-	-
A	Ascension Bail Bonds	N	Ascension Bail Bonds	04/05/17	04/05/17	Jun-18	5,000	7,350	4,650	8,150	3,500			800			-	-	-
A	Ashbaugh Roby Trucking	N	Ashbaugh Roby Trucking	09/17/19	09/17/19	Dec-19	20,000	27,000	19,400	25,080	5,680		1,920				-	-	-
A	Aspen Athletic	N	Aspen Athletic	12/19/12	12/19/12	Feb-13	50,000	69,000	49,750	69,000	19,250						-	-	-
A	Assembling And Manufacturing	N	Assembling And Manufacturing	05/22/15	05/22/15	Aug-15	12,000	16,800	11,181	16,800	5,619						-	-	-
A	Asset Cushion	Y	Asset Cushion	01/28/20	01/28/20	Jan-20	75,000	104,250	75,000	75,000	-			(29,250)			-	-	-
A	Astute Artistry	N	Astute Artistry	06/25/13	06/25/13	Oct-13	5,000	7,000	4,750	7,000	2,250						-	-	-
A	At Your Service	N	At Your Service	05/26/17	05/26/17	Jul-17	6,000	8,400	5,850	8,400	2,550						-	-	-
A	ATL Freedom Club	N	ATL Freedom Club	06/28/19	06/28/19	Feb-20	10,000	13,500	9,700	14,575	4,875			1,075			-	-	-
A	Atlanta Vintage Guitars	N	Atlanta Vintage Guitars	06/07/16	06/07/16	Jun-17	15,000	21,000	14,306	21,800	7,494			800			-	-	-
A	Atm Construction	N	Atm Construction	01/27/17	01/27/17	Aug-17	15,000	20,850	14,650	20,850	6,200						-	-	-
A	ATM Processing Company	N	ATM Processing Company	01/22/18	01/22/18	Jul-18	10,000	14,000	9,450	14,375	4,925			375			-	-	-
A	Aunt Aledas Bakery	N	Aunt Aledas Bakery	08/15/13	08/15/13	Feb-14	20,000	28,030	19,001	28,480	9,479			450			-	-	-
A	Auto Barn	N	Auto Barn	12/18/17	12/18/17	May-18	125,000	183,750	124,000	183,750	59,750						-	-	-
A	Automated Living Solutions	N	Automated Living Solutions	11/16/18	11/16/18	Feb-19	15,000	17,700	14,965	17,850	2,885			150			-	-	-
A	Avila Concrete	N	Avila Concrete	08/15/13	08/15/13	Feb-14	85,000	123,250	83,751	123,925	40,174			675			-	-	-
A	Awash Remodeling Contractors	N	Awash Remodeling Contractors	11/19/19	11/19/19	Mar-20	10,000	13,900	9,700	14,050	4,350			150			-	-	-
A	Ayens Jewelers	Y	Ayens Jewelers	02/18/20	02/18/20	Jun-20	15,000	20,850	14,400	20,850	6,450				2,085		-	-	-
A	Azar and Co Holdings	N	Azar and Co Holdings	03/07/19	03/07/19	May-19	10,000	12,300	9,965	12,300	2,335						-	-	-
A	B and S Cleaning	N	B and S Cleaning	10/29/19	10/29/19	May-20	5,000	6,850	4,850	7,150	2,300			300			-	-	-
A	B and W Lax	N	B and W Lax	03/14/19	03/14/19	Jul-19	20,000	24,000	20,000	24,300	4,300			300			-	-	-

Securities and Exchange Commission, Plaintiff,
v.
Complete Business Solutions Group, Inc. d/b/a Par Funding et. al., Defendants.
CASE NO. 9:20-cv-81205
UNITED STATES DISTRICT COURT
SOUTHERN DISTRICT OF FLORIDA

Category A - Detail of CBSG MCA Suites Activity for the period from 2012 through July 27, 2020

Source: See footnotes

MCA Category (Note 1)	Merchant Grouping (Note 11)	Funded After 01/01/20	Merchant Name (Note 8)	First Funding Date (Note 12)	Last Funding Date (Note 12)	Month of Last Payment (Note 13)	Total Advances and Repayments per MCA Suites		Cash Advances and Repayments per MCA Suites			Transactional Data per MCA Suites				A/R Balance (Note 10)				
							A	B	C	D	E = D-C	F	G	H	I	J	K	L = J+K		
							Advance Amount (Note 4)	Payback (Note 5)	Net Cash Advanced (Note 6)	Total Cash Repayments (Note 7)	Net Cash Surplus (Deficit)	Total Reload (Note 9)	Total Write-off (Note 8)	Total Fee (Note 8)	Total Collections 06/2020-07/27/2020 (Note 7)	Active A/R	Default A/R	Total A/R		
A	B Avery Hair Studio	N	B Avery Hair Studio	04/26/18	04/26/18	May-18	6,000	8,700	5,450	8,700	3,250						-	-	-	
A	Baacks Flowers and More	Y	Baacks Flowers and More	04/02/20	04/02/20	Jul-20	12,000	17,040	11,160	17,540	6,380			500	11,065		-	-	-	
A	Babymoon Inn Family Care	N	Babymoon Inn Family Care	06/07/19	06/07/19	Oct-19	50,000	66,000	48,500	62,715	14,215		3,360	75			-	-	-	
A	Bacchus Angles International Company	Y	Bacchus Angles International Company	01/30/20	01/30/20	Jul-20	10,000	13,900	9,700	10,017	317		4,283	400	3,200		-	-	-	
A	Backline Equipment	N	Backline Equipment	01/10/19	01/10/19	Jan-20	20,000	28,200	19,500	28,200	8,700						-	-	-	
A	Bailey Inc	N	Bailey Inc	05/16/18	05/16/18	Nov-18	22,000	31,900	21,001	31,900	10,899						-	-	-	
A	Balance Point	N	Balance Point	01/19/17	01/19/17	Aug-17	15,000	21,000	14,650	21,000	6,350						-	-	-	
A	Barbaras Kitchen School of Excellence	N	Barbaras Kitchen School of Excellence	06/27/19	06/27/19	Mar-20	15,000	20,850	14,550	22,575	8,025			1,725			-	-	-	
A	Barz Decorative Hardware	N	Barz Decorative Hardware	09/14/17	09/14/17	Jan-18	5,000	7,050	4,650	7,850	3,200			800			-	-	-	
A	Basic Prototype	Y	Basic Prototype	03/04/20	03/04/20	Jun-20	10,000	13,900	9,600	11,393	1,793		4,307	1,800	7,350		-	-	-	
A	Bay Realty Group	N	Bay Realty Group	12/10/19	12/10/19	Feb-20	15,000	18,600	14,965	18,600	3,635						-	-	-	
A	BCR Construction	Y	BCR Construction	03/09/20	03/09/20	Jun-20	5,000	7,450	4,800	7,450	2,650				1,277		-	-	-	
A	Beacon Logistics	N	Beacon Logistics	12/23/19	12/23/19	Mar-20	25,000	31,000	24,965	31,000	6,035						-	-	-	
A	Beacon Place Dental Group	N	Beacon Place Dental Group	10/07/19	10/07/19	Feb-20	10,592	12,499	9,592	12,649	3,057			150			-	-	-	
A	Beasley Waste	N	Beasley Waste	02/24/17	02/24/17	Aug-17	100,000	140,000	98,132	140,075	41,943			75			-	-	-	
A	Beattys Plumbing Company	N	Beattys Plumbing Company	03/11/19	03/11/19	Jul-19	5,000	7,100	4,850	7,100	2,250						-	-	-	
A	Becky Home Health Care	N	Becky Home Health Care	12/20/19	12/20/19	May-20	40,000	51,600	40,000	51,675	11,675			75			-	-	-	
A	Bell Management Services	Y	Bell Management Services	01/16/20	01/16/20	Jun-20	15,000	20,850	14,550	20,850	6,300				(323)		-	-	-	
A	Bellz and Bellz	Y	Bellz and Bellz	01/16/20	01/16/20	Jun-20	20,000	27,800	19,400	27,800	8,400				1,946		-	-	-	
A	Benchmark Auto	N	Benchmark Auto	06/13/14	06/13/14	Apr-15	30,000	42,000	28,732	43,574	14,842			1,574			-	-	-	
A	Best Metal Supply	N	Best Metal Supply	01/16/18	01/16/18	Feb-19	12,500	18,500	12,250	19,775	7,525			1,275			-	-	-	
A	Best Rates Insurance Group	Y	Best Rates Insurance Group	02/10/20	02/10/20	May-20	5,000	5,950	4,965	5,950	985						-	-	-	
A	BF Soul Food Restaurant	Y	BF Soul Food Restaurant	02/12/20	02/12/20	May-20	12,000	15,000	11,965	15,175	3,210			175			-	-	-	
A	BH Beauty Supply	Y	BH Beauty Supply	01/21/20	01/21/20	Jul-20	15,000	21,600	14,550	22,275	7,725			675	9,175		-	-	-	
A	Bhullar Xpress	Y	Bhullar Xpress	03/09/20	03/09/20	Jun-20	10,000	13,900	9,600	13,900	4,300				2,383		-	-	-	
A	Big Apple Jewels	N	Big Apple Jewels	07/25/14	07/25/14	Jul-15	55,000	77,000	55,000	77,000	22,000						-	-	-	
A	Big Boys Seafood	N	Big Boys Seafood	03/27/19	03/27/19	Apr-20	7,500	9,900	7,275	10,100	2,825			200			-	-	-	
A	Big C Waffles	Y	Big C Waffles	01/30/20	01/30/20	May-20	5,000	7,200	4,850	7,200	2,350						-	-	-	
A	Big Sky Ground, Inc	N	Big Sky Ground, Inc	06/28/19	06/28/19	Oct-19	5,000	6,950	4,850	7,175	2,325				225		-	-	-	
A	Big State Tire	N	Big State Tire	04/02/15	04/02/15	May-15	16,000	24,000	14,832	19,275	4,443			4,800	75		-	-	-	
A	Black Horse Realty	N	Black Horse Realty	05/28/19	05/28/19	Jan-20	25,000	34,750	24,250	35,125	10,875			375			-	-	-	
A	Blackhawk Works	Y	Blackhawk Works	01/03/20	01/03/20	Jun-20	25,000	33,250	24,250	33,250	9,000				2,418		-	-	-	
A	Blu Cuisine	N	Blu Cuisine	10/08/19	10/08/19	Feb-20	5,000	6,950	4,850	7,025	2,175			75			-	-	-	
A	Blue Canary Services	N	Blue Canary Services	04/04/19	04/04/19	Jan-20	40,000	55,200	38,800	56,475	17,675			1,275			-	-	-	
A	Blue Dream Pool and General Construction	N	Blue Dream Pool and General Construction	07/18/19	07/18/19	Sep-19	75,000	102,750	72,750	102,750	30,000						-	-	-	
A	Blue Marlin Construction	N	Blue Marlin Construction	11/29/17	11/29/17	Apr-18	5,000	7,450	4,900	7,450	2,550						-	-	-	
A	Blue Tide Partners	N	Blue Tide Partners	06/28/17	06/28/17	May-18	55,000	79,200	52,582	81,075	28,493			1,875			-	-	-	
A	Blue Valley Meats	N	Blue Valley Meats	10/12/17	10/12/17	Dec-17	10,000	14,500	9,800	14,500	4,700						-	-	-	
A	BM Autoworks	Y	BM Autoworks	01/07/20	01/07/20	Jun-20	7,500	10,425	7,290	10,425	3,135					948		-	-	-
A	BMR Global	Y	BMR Global	01/15/20	01/15/20	Apr-20	15,000	18,750	14,550	17,811	3,261		939				-	-	-	
A	Boatman Marina and Powersports	Y	Boatman Marina and Powersports	02/18/20	02/18/20	May-20	12,000	16,440	11,640	16,440	4,800						-	-	-	
A	Bobson Tax and Accounting Services	N	Bobson Tax and Accounting Services	11/13/19	11/13/19	Mar-20	10,000	13,900	9,700	13,900	4,200						-	-	-	
A	Bonnie and Clydes Appalachian Cuisine	N	Bonnie and Clydes Appalachian Cuisine	11/19/19	11/19/19	Mar-20	15,000	20,850	14,550	21,075	6,525			225			-	-	-	
A	Bootys Place (J and M Restaurant)	N	Bootys Place (J and M Restaurant)	09/04/18	09/04/18	Mar-19	15,000	21,000	14,450	21,300	6,850			300			-	-	-	
A	Boston One Carpentry	N	Boston One Carpentry	05/06/19	05/06/19	Oct-19	20,000	28,400	19,400	28,700	9,300			300			-	-	-	

Securities and Exchange Commission, Plaintiff,
v.
Complete Business Solutions Group, Inc. d/b/a Par Funding et. al., Defendants.
CASE NO. 9:20-cv-81205
UNITED STATES DISTRICT COURT
SOUTHERN DISTRICT OF FLORIDA

Category A - Detail of CBSG MCA Suites Activity for the period from 2012 through July 27, 2020

Source: See footnotes							Total Advances and Repayments per MCA Suites		Cash Advances and Repayments per MCA Suites			Transactional Data per MCA Suites				A/R Balance (Note 10)		
MCA Category (Note 1)	Merchant Grouping (Note 11)	Funded After 01/01/20	Merchant Name (Note 8)	First Funding Date (Note 12)	Last Funding Date (Note 12)	Month of Last Payment (Note 13)	A	B	C	D	E = D-C	F	G	H	I	J	K	L = J+K
							Advance Amount (Note 4)	Payback (Note 5)	Net Cash Advanced (Note 6)	Total Cash Repayments (Note 7)	Net Cash Surplus (Deficit)	Total Reload (Note 9)	Total Write-off (Note 8)	Total Fee (Note 8)	Total Collections 06/2020-07/27/2020 (Note 7)	Active A/R	Default A/R	Total A/R
A	Boxdrop Mattress of Galesburg	Y	Boxdrop Mattress of Galesburg	01/06/20	01/06/20	Jun-20	5,000	6,950	4,850	6,950	2,100				1,100	-	-	-
A	Boyer Ginori CPAs	Y	Boyer Ginori CPAs	02/25/20	02/25/20	May-20	15,000	17,850	14,965	17,850	2,885					-	-	-
A	BR Cleaning	N	BR Cleaning	02/13/15	02/13/15	May-15	25,000	35,000	24,100	35,075	10,975			75		-	-	-
A	Brammons Porta Pot Rentals	N	Brammons Porta Pot Rentals	12/09/19	12/09/19	Apr-20	7,000	9,730	6,790	9,730	2,940					-	-	-
A	Bransons Chocolates	N	Bransons Chocolates	07/03/17	07/03/17	Jan-18	13,000	17,940	12,650	18,165	5,515			225		-	-	-
A	Bread and Sweets	N	Bread and Sweets	09/11/19	09/11/19	Feb-20	40,000	56,000	38,800	56,450	17,650			450		-	-	-
A	Brickhouse Holdings (Maidpro)	N	Brickhouse Holdings (Maidpro)	12/27/18	12/27/18	Nov-19	10,000	14,000	9,450	14,750	5,300			750		-	-	-
A	Bridges Drywall And Construction	N	Bridges Drywall And Construction	07/26/17	07/26/17	Jan-18	20,000	28,800	19,001	29,175	10,174			375		-	-	-
A	Brose Electric Shop	N	Brose Electric Shop	09/29/17	09/29/17	Apr-18	20,000	28,000	18,905	28,000	9,095					-	-	-
A	Bulldog Auto Detailing	N	Bulldog Auto Detailing	05/07/19	05/07/19	Dec-19	8,000	11,200	7,760	11,675	3,915			475		-	-	-
A	Bullet Transport Services	N	Bullet Transport Services	10/18/19	10/18/19	Mar-20	30,000	40,500	29,100	40,500	11,400					-	-	-
A	Burns & Burns	N	Burns & Burns	05/15/18	05/15/18	Sep-18	10,000	14,000	9,450	14,375	4,925			375		-	-	-
A	Business Services of Tucson	Y	Business Services of Tucson	01/15/20	01/15/20	Jun-20	10,000	13,700	9,700	13,700	4,000				959	-	-	-
A	Buy Rite 18 C and N Truck Repair	N	Buy Rite 18 C and N Truck Repair	12/09/19	12/09/19	Jun-20	75,000	99,750	75,000	99,825	24,825			75	4,231	-	-	-
A	Ca Tronic Calculated Commodities	N	Ca Tronic Calculated Commodities	09/23/19	09/23/19	Dec-19	5,000	6,950	4,850	7,025	2,175			75		-	-	-
A	Ca Tronic Calculated Commodities	N	Ca Tronic Calculated Commodities	10/07/16	10/07/16	Dec-16	15,000	21,000	14,401	21,000	6,599					-	-	-
A	Calex Enterprises	Y	Calex Enterprises	04/02/19	04/02/19	Jul-19	30,000	42,600	29,100	36,254	7,154		6,646	300		-	-	-
A	Calex Enterprises	Y	Calex Enterprises	02/03/20	02/03/20	Jul-20	10,000	14,300	9,700	14,300	4,600				4,767	-	-	-
A	Callahan Grading	N	Callahan Grading	06/08/18	06/08/18	Oct-18	100,000	119,000	99,965	119,275	19,310			275		-	-	-
A	Canyon Design Group	N	Canyon Design Group	03/27/19	03/27/19	Sep-19	20,000	27,800	19,400	28,475	9,075			675		-	-	-
A	Capital Containers	N	Capital Containers	09/29/17	09/29/17	Dec-17	30,000	44,400	28,701	44,475	15,774			75		-	-	-
A	Car Life Auto	N	Car Life Auto	12/17/19	12/17/19	Apr-20	15,000	20,550	14,550	20,850	6,300			300		-	-	-
A	Caribbean Blue Aquatics	N	Caribbean Blue Aquatics	12/23/19	12/23/19	Jul-20	25,000	33,750	24,250	33,750	9,500				9,411	-	-	-
A	Carlyle Funding	N	Carlyle Funding	06/25/19	06/25/19	Oct-19	5,000	5,900	4,965	5,900	935					-	-	-
A	Carolina GPS Services	N	Carolina GPS Services	04/01/19	04/01/19	Jun-19	6,500	7,735	6,465	7,935	1,470			200		-	-	-
A	Carolina Machine Engines	N	Carolina Machine Engines	07/26/19	07/26/19	Nov-19	30,000	35,400	29,965	35,400	5,435					-	-	-
A	Carolina Virginia Well and Pump	Y	Carolina Virginia Well and Pump	02/03/20	02/03/20	Jul-20	15,000	20,850	14,550	21,050	6,500			200	4,617	-	-	-
A	Caron Trucking	N	Caron Trucking	07/13/18	07/13/18	Dec-18	5,000	7,000	4,650	7,000	2,350					-	-	-
A	Carrano Aircontracting	N	Carrano Aircontracting	07/28/14	07/28/14	Dec-14	40,000	58,000	38,432	58,000	19,568					-	-	-
A	Caruso Ristorante	N	Caruso Ristorante	12/03/12	12/03/12	Jan-13	10,000	13,800	10,000	9,017	(983)		4,783			-	-	-
A	Cavalier Investments	N	Cavalier Investments	08/20/19	08/20/19	Jan-20	45,000	62,550	43,650	63,225	19,575			675		-	-	-
A	Cellar 53 Wine and Spirits	Y	Cellar 53 Wine and Spirits	02/04/20	02/04/20	May-20	75,000	89,250	74,965	89,325	14,360			75		-	-	-
A	Cells2Go	Y	Cells2Go	01/31/20	01/31/20	Apr-20	30,000	35,700	29,965	35,700	5,735					-	-	-
A	Center Valley Pretzel	N	Center Valley Pretzel	05/05/16	05/05/16	Sep-16	40,000	51,600	38,832	51,600	12,768					-	-	-
A	Central Park Yoga	Y	Melissa M Matterson	01/13/20	01/13/20	May-20	3,500	4,900	3,395	5,050	1,655			150		-	-	-
A	Central Texas Erosion Control	N	Central Texas Erosion Control	11/01/19	11/01/19	Dec-19	30,000	37,200	29,965	37,350	7,385			150		-	-	-
A	Centro Biologico	Y	Centro Biologico	02/26/20	02/26/20	May-20	5,000	7,450	4,800	7,450	2,650					-	-	-
A	Centurion Group	N	Centurion Group	07/10/15	07/10/15	Sep-15	10,000	14,000	9,201	14,000	4,799					-	-	-
A	Chai Five Laundry Service	N	Chai Five Laundry Service	09/03/19	09/03/19	Dec-19	40,000	49,600	39,965	49,600	9,635					-	-	-
A	Chaka International Distribution	N	Chaka International Distribution	04/03/19	04/03/19	Sep-19	10,000	14,200	9,700	14,875	5,175			675		-	-	-
A	Challenged Minds Learning	N	Challenged Minds Learning	09/04/15	09/04/15	Dec-15	12,500	17,500	11,701	17,650	5,949			150		-	-	-
A	Chambers Towing and Recovery	N	Chambers Towing and Recovery	07/23/18	07/23/18	Dec-18	15,000	21,757	14,450	21,757	7,307					-	-	-
A	Chang Lee's Taekwondo Center	N	Chang Lee's Taekwondo Center	12/24/19	12/24/19	Apr-20	10,000	11,800	9,965	11,800	1,835					-	-	-
A	Changing Colors	N	Changing Colors	12/06/12	12/06/12	Jul-13	15,000	20,700	14,750	20,700	5,950					-	-	-
A	Chaotic Cancellation	Y	Chaotic Cancellation	03/18/20	03/18/20	Jun-20	5,000	6,950	4,750	6,950	2,200				1,886	-	-	-

Securities and Exchange Commission, Plaintiff,
v.
Complete Business Solutions Group, Inc. d/b/a Par Funding et. al., Defendants.
CASE NO. 9:20-cv-81205
UNITED STATES DISTRICT COURT
SOUTHERN DISTRICT OF FLORIDA

Category A - Detail of CBSG MCA Suites Activity for the period from 2012 through July 27, 2020

Source: See footnotes							Total Advances and Repayments per MCA Suites		Cash Advances and Repayments per MCA Suites			Transactional Data per MCA Suites				A/R Balance (Note 10)		
MCA Category (Note 1)	Merchant Grouping (Note 11)	Funded After 01/01/20	Merchant Name (Note 8)	First Funding Date (Note 12)	Last Funding Date (Note 12)	Month of Last Payment (Note 13)	A	B	C	D	E = D-C	F	G	H	I	J	K	L = J+K
							Advance Amount (Note 4)	Payback (Note 5)	Net Cash Advanced (Note 6)	Total Cash Repayments (Note 7)	Net Cash Surplus (Deficit)	Total Reload (Note 9)	Total Write-off (Note 8)	Total Fee (Note 8)	Total Collections 06/2020-07/27/2020 (Note 7)	Active A/R	Default A/R	Total A/R
A	Chaparral Mini Mart and Hotel (Frie and Wagley)	Y	Chaparral Mini Mart and Hotel (Frie and Wagley)	01/14/20	01/14/20	Jun-20	8,000	11,040	7,760	11,865	4,105			825	1,440	-		-
A	Charity Chimney Sweeps	N	Charity Chimney Sweeps	07/12/17	07/12/17	Dec-17	13,000	18,980	12,520	18,980	6,460					-		-
A	Charles Stone Construction	N	Charles Stone Construction	08/01/18	08/01/18	Jan-19	20,000	29,000	19,001	29,225	10,224			225		-		-
A	Charlies Hair Studio NYC	Y	Charlies Hair Studio NYC	02/27/20	02/27/20	Apr-20	10,000	11,900	9,965	9,965	-		2,435	500		-		-
A	Charlottesville Earthly Cleaning	N	Charlottesville Earthly Cleaning	11/07/17	11/07/17	Mar-18	8,000	11,920	7,840	11,920	4,080					-		-
A	Chase Welch (Love Rev Ministries)	Y	Chase Welch (Love Rev Ministries)	02/12/20	02/12/20	Jun-20	7,500	10,275	7,200	10,275	3,075				642	-		-
A	Chavez Golf Shop	Y	Chavez Golf Shop	03/06/20	03/06/20	May-20	10,000	11,900	9,965	11,975	2,010			75		-		-
A	Chenault Heating and Cooling	Y	Chenault Heating and Cooling	02/27/20	02/27/20	Jul-20	7,000	9,730	6,720	9,730	3,010				2,703	-		-
A	Chicago Equities	Y	Chicago Equities	02/27/20	02/27/20	Jul-20	20,000	23,800	19,965	24,250	4,285			450	6,400	-		-
A	Chiguacle Corporation	N	Chiguacle Corporation	04/25/19	04/25/19	Nov-19	20,000	28,000	19,400	29,950	10,550			1,950		-		-
A	Chill Corp	N	Chill Corp	04/25/19	04/25/19	Sep-19	20,000	25,000	19,400	25,000	5,600					-		-
A	Chirostar Clinic Pc	N	Chirostar Clinic Pc	09/01/17	09/01/17	May-18	20,000	28,600	19,001	28,900	9,899			300		-		-
A	Chirp Enterprise	N	Chirp Enterprise	12/31/19	12/31/19	May-20	10,000	13,900	9,700	13,975	4,275			75		-		-
A	Choate Plumbing	N	Choate Plumbing	01/04/13	01/04/13	Apr-13	20,000	27,600	19,750	27,600	7,850					-		-
A	Chop Chop RVA	Y	Chop Chop RVA	02/11/20	02/11/20	May-20	20,000	23,800	19,965	23,800	3,835					-		-
A	Chris Fox Aluminum	N	Chris Fox Aluminum	05/29/19	05/29/19	Feb-20	5,000	6,750	4,850	7,425	2,575			675		-		-
A	Christian Home Care	Y	Christian Home Care	02/24/20	02/24/20	May-20	25,000	29,750	24,965	29,750	4,785					-		-
A	Christine Lewin	N	Christine Lewin	02/12/13	02/12/13	Feb-13	20,000	23,000	20,000	23,000	3,000					-		-
A	Christopher Homes	N	Christopher Homes	01/09/18	01/09/18	Jun-18	8,000	10,800	7,840	13,050	5,210			2,250		-		-
A	Cig Hut	N	Cig Hut	10/05/15	10/05/15	Feb-16	5,000	7,500	4,750	7,500	2,750					-		-
A	City Express	Y	City Express	02/13/20	02/13/20	May-20	75,000	104,250	72,005	104,250	32,245					-		-
A	Clark Meier Trucking	N	Clark Meier Trucking	12/19/19	12/19/19	Jun-20	125,000	173,750	123,750	173,825	50,075			75	13,031	-		-
A	Clarks Market and Deli	Y	Clarks Market and Deli	02/04/20	02/04/20	Jun-20	15,000	19,950	14,550	19,950	5,400				3,791	-		-
A	Classic Roofing and Construction	N	Classic Roofing and Construction	10/14/16	10/14/16	Mar-17	25,000	35,000	24,201	35,075	10,874			75		-		-
A	Clean Air Store	N	Clean Air Store	07/17/15	07/17/15	Dec-15	13,000	18,200	12,201	18,575	6,374			375		-		-
A	Clesen Bros Inc	Y	Clesen Bros Inc	02/11/20	02/11/20	Feb-20	150,000	208,500	145,500	145,500	-		63,000			-		-
A	Coalson Enterprise	Y	Coalson Enterprise	02/28/20	02/28/20	Jun-20	50,000	59,500	49,965	59,500	9,535				7,933	-		-
A	Coastal Exterior Services	N	Coastal Exterior Services	10/10/19	10/10/19	Jan-20	30,000	37,200	29,100	37,275	8,175			75		-		-
A	Coastal Mobility	N	Coastal Mobility	08/13/18	08/13/18	Jan-19	10,000	12,500	10,000	12,500	2,500					-		-
A	Cohere Technology Group	N	Cohere Technology Group	11/15/19	11/15/19	May-20	60,000	83,400	58,200	83,400	25,200					-		-
A	Colemans AC Heating and Appliance	Y	Colemans AC Heating and Appliance	01/17/20	01/17/20	Jun-20	4,000	5,720	3,880	6,020	2,140			300	1,642	-		-
A	Columbus Ohio Garage Door	N	Columbus Ohio Garage Door	04/25/19	04/25/19	Jul-19	15,000	19,650	14,965	19,650	4,685					-		-
A	Combat Plumbing and Rooter	N	Combat Plumbing and Rooter	09/17/19	09/17/19	Feb-20	11,000	15,620	10,670	15,695	5,025			75		-		-
A	Comfort Equipment Supply	N	Comfort Equipment Supply	04/12/19	04/12/19	Oct-19	100,000	138,000	97,000	138,000	41,000					-		-
A	Comfort Sleep	Y	Comfort Sleep	01/30/20	01/30/20	Jun-20	10,000	13,500	9,550	13,500	3,950				900	-		-
A	Commercial Building Services	N	Commercial Building Services	07/24/15	07/24/15	Nov-15	20,000	28,000	18,832	28,000	9,168					-		-
A	Common Sense Holdings	N	Common Sense Holdings	03/04/16	03/04/16	Jun-16	70,000	98,000	68,762	98,600	29,838			600		-		-
A	Complete Remodeling	N	Complete Remodeling	04/24/19	04/24/19	Aug-19	20,000	26,800	19,400	26,875	7,475			75		-		-
A	Concannon Business Consulting	N	Concannon Business Consulting	08/29/19	08/29/19	Sep-19	125,000	172,500	121,250	147,500	26,250		25,000			-		-
A	Concepts Homes	N	Concepts Homes	06/16/17	06/16/17	Oct-18	37,500	52,500	36,701	52,950	16,249			450		-		-
A	Concrete Services	N	Concrete Services	09/19/18	09/19/18	Sep-18	75,000	111,750	72,832	111,750	38,918					-		-
A	Confetti Momma	N	Confetti Momma	12/17/19	12/17/19	Apr-20	25,000	35,000	24,250	35,000	10,750					-		-
A	Congregation Zichron Refoel	Y	Congregation Zichron Refoel	03/13/20	03/13/20	Jun-20	30,000	41,700	28,800	41,700	12,900				9,532	-		-

Securities and Exchange Commission, Plaintiff,
v.
Complete Business Solutions Group, Inc. d/b/a Par Funding et. al., Defendants.
CASE NO. 9:20-cv-81205
UNITED STATES DISTRICT COURT
SOUTHERN DISTRICT OF FLORIDA

Category A - Detail of CBSG MCA Suites Activity for the period from 2012 through July 27, 2020

Source: See footnotes							Total Advances and Repayments per MCA Suites		Cash Advances and Repayments per MCA Suites			Transactional Data per MCA Suites				A/R Balance (Note 10)		
MCA Category (Note 1)	Merchant Grouping (Note 11)	Funded After 01/01/20	Merchant Name (Note 8)	First Funding Date (Note 12)	Last Funding Date (Note 12)	Month of Last Payment (Note 13)	A	B	C	D	E = D-C	F	G	H	I	J	K	L = J+K
							Advance Amount (Note 4)	Payback (Note 5)	Net Cash Advanced (Note 6)	Total Cash Repayments (Note 7)	Net Cash Surplus (Deficit)	Total Reload (Note 9)	Total Write-off (Note 8)	Total Fee (Note 8)	Total Collections 06/2020-07/27/2020 (Note 7)	Active A/R	Default A/R	Total A/R
A	Consolidated Services of North America	Y	Consolidated Services of North America	01/09/20	01/09/20	Feb-20	100,000	122,000	99,965	122,000	22,035					-	-	-
A	Copp Industrial	Y	Copp Industrial	02/14/20	02/14/20	May-20	60,000	79,800	59,965	75,593	15,628		4,283	75		-	-	-
A	Cornerstone Health Systems	Y	Cornerstone Health Systems	01/28/20	01/28/20	May-20	125,000	167,500	121,250	156,700	35,450		10,800			-	-	-
A	Correctional Dental Associates	Y	Correctional Dental Associates	02/07/20	02/07/20	May-20	150,000	178,500	149,965	178,500	28,535					-	-	-
A	Counterpunch Ventures	Y	Counterpunch Ventures	02/11/20	02/11/20	Jun-20	11,000	15,510	10,670	15,510	4,840				777	-	-	-
A	Country Butcher Shop	N	Country Butcher Shop	03/21/19	03/21/19	Jun-19	15,000	19,350	15,000	19,350	4,350					-	-	-
A	Country Quick Stop	N	Country Quick Stop	11/08/13	11/08/13	Jun-14	25,000	35,500	24,306	36,900	12,594			1,400		-	-	-
A	Counts Unlimited	N	Counts Unlimited	12/19/19	12/19/19	Apr-20	50,000	59,000	49,965	59,000	9,035					-	-	-
A	County Seat Florist	N	County Seat Florist	09/07/17	09/07/17	Feb-18	6,000	8,700	5,450	8,700	3,250					-	-	-
A	Countyline Buick Nissan	Y	Countyline Buick Nissan	01/21/20	01/21/20	Jul-20	225,000	303,750	220,500	303,750	83,250				94,346	-	-	-
A	Cox and Cox Construction	N	Cox and Cox Construction	09/30/19	09/30/19	Feb-20	10,000	13,900	9,700	13,900	4,200					-	-	-
A	Crawfords Florist	N	Crawfords Florist	02/28/18	02/28/18	Oct-18	10,000	14,300	9,450	15,875	6,425			1,575		-	-	-
A	Creative Evens By Glenn	N	Creative Evens By Glenn	01/03/13	01/03/13	Apr-15	10,000	14,100	9,750	14,550	4,800			450		-	-	-
A	Creative Visionz IT	N	Creative Visionz IT	11/02/18	11/02/18	Mar-19	10,000	14,000	9,601	14,375	4,774			375		-	-	-
A	Crossline Commercial Framing	N	Crossline Commercial Framing	05/14/19	05/14/19	Oct-19	35,000	45,500	34,965	45,725	10,760			225		-	-	-
A	Crown Point Auto II	N	Crown Point Auto II	07/23/19	07/23/19	Aug-19	4,510	6,089	4,380	9,089	4,709			3,000		-	-	-
A	Crucible Cloudworks	Y	Crucible Cloudworks	01/09/20	01/09/20	Apr-20	7,000	9,450	6,790	9,450	2,660					-	-	-
A	Crumpys Hot Wings	N	Crumpys Hot Wings	09/27/18	09/27/18	Feb-19	5,000	7,250	4,900	7,775	2,875			525		-	-	-
A	CT Sides	N	CT Sides	11/13/17	11/13/17	Mar-18	5,000	7,250	4,900	7,250	2,350					-	-	-
A	Culvers Transportation	N	Culvers Transportation	07/19/19	07/19/19	Nov-19	20,000	27,800	19,400	27,800	8,400					-	-	-
A	Custom Pest Control	N	Custom Pest Control	06/17/19	06/17/19	Oct-19	6,500	8,905	6,305	8,905	2,600					-	-	-
A	D and E Carpentry	N	D and E Carpentry	06/26/19	06/26/19	Dec-19	5,000	6,950	4,850	7,250	2,400			300		-	-	-
A	D and M Kitchen and Bath	N	D and M Kitchen and Bath	08/09/18	08/09/18	Aug-18	8,382	11,986	8,382	11,986	3,604					-	-	-
A	D Art Collection	N	D Art Collection	10/30/19	10/30/19	Mar-20	60,000	83,400	58,200	71,502	13,302			11,898		-	-	-
A	Daily Engage Media Group	N	Daily Engage Media Group	06/27/17	06/27/17	Sep-17	55,000	76,450	52,582	77,200	24,618			750		-	-	-
A	Dam Fitness	N	Dam Fitness	11/02/17	11/02/17	Jan-18	15,000	21,150	14,300	21,150	6,850					-	-	-
A	Dan Campos Fitness	N	Dan Campos Fitness	11/20/15	11/20/15	Mar-16	9,000	13,500	8,601	13,500	4,899					-	-	-
A	Daniel S Tang Optometric Corp	N	Daniel S Tang Optometric Corp	03/10/17	03/10/17	Aug-17	17,500	24,150	17,001	24,150	7,149					-	-	-
A	Dannys Auto Deals	N	Dannys Auto Deals	03/11/19	03/11/19	Jun-19	35,000	45,150	33,950	45,150	11,200					-	-	-
A	Dante Labs	N	Dante Labs	03/29/19	03/29/19	Oct-19	75,000	106,500	72,750	107,550	34,800			1,050		-	-	-
A	Daves Sticky Pig	Y	Daves Sticky Pig	02/05/20	02/05/20	Jul-20	20,000	27,800	19,400	27,800	8,400				9,266	-	-	-
A	David Huddle	N	David Huddle	10/16/18	10/16/18	Mar-19	15,000	21,600	14,550	21,750	7,200			150		-	-	-
A	David Miller Plumbing	N	David Miller Plumbing	11/05/15	11/05/15	Apr-16	15,000	20,985	13,832	21,060	7,228			75		-	-	-
A	Davis and Shubert	N	Davis and Shubert	09/18/17	09/18/17	Mar-18	15,000	21,750	14,450	22,050	7,600			300		-	-	-
A	Davis James Enterprises	Y	Davis James Enterprises	01/30/20	01/30/20	May-20	5,000	6,850	4,850	6,850	2,000					-	-	-
A	Dayah Store	N	Dayah Store	03/06/19	03/06/19	Sep-19	15,000	20,850	14,550	20,850	6,300					-	-	-
A	Dazile and Associates	N	Dazile and Associates	08/30/18	08/30/18	Oct-18	5,000	7,100	4,650	7,100	2,450					-	-	-
A	Deepwater Seafood	N	Deepwater Seafood	03/30/18	03/30/18	Sep-18	10,000	14,500	9,450	14,575	5,125			75		-	-	-
A	Del Sol Designs	N	Del Sol Designs	07/31/17	07/31/17	Feb-18	5,200	7,300	4,600	7,300	2,700					-	-	-
A	Delacerna Trucking	N	Delacerna Trucking	02/24/17	02/24/17	Jun-17	4,500	6,615	4,150	6,615	2,465					-	-	-
A	Delbert A Davis DMD	N	Delbert A Davis DMD	05/19/17	05/19/17	Oct-17	60,000	84,000	58,221	84,000	25,779					-	-	-
A	Delta Tags Title and Notary Services	N	Delta Tags Title and Notary Services	03/25/19	03/25/19	May-19	30,000	42,600	29,100	42,600	13,500					-	-	-
A	Denim Line	N	Denim Line	12/21/18	12/21/18	May-19	30,000	43,200	28,500	43,200	14,700					-	-	-
A	Denville Auto Repair	N	Denville Auto Repair	06/26/15	06/26/15	Dec-15	30,000	42,000	28,732	42,000	13,268					-	-	-

Securities and Exchange Commission, Plaintiff,
v.
Complete Business Solutions Group, Inc. d/b/a Par Funding et. al., Defendants.
CASE NO. 9:20-cv-81205
UNITED STATES DISTRICT COURT
SOUTHERN DISTRICT OF FLORIDA

Category A - Detail of CBSG MCA Suites Activity for the period from 2012 through July 27, 2020

Source: See footnotes							Total Advances and Repayments per MCA Suites		Cash Advances and Repayments per MCA Suites			Transactional Data per MCA Suites				A/R Balance (Note 10)		
MCA Category (Note 1)	Merchant Grouping (Note 11)	Funded After 01/01/20	Merchant Name (Note 8)	First Funding Date (Note 12)	Last Funding Date (Note 12)	Month of Last Payment (Note 13)	A	B	C	D	E = D-C	F	G	H	I	J	K	L = J+K
							Advance Amount (Note 4)	Payback (Note 5)	Net Cash Advanced (Note 6)	Total Cash Repayments (Note 7)	Net Cash Surplus (Deficit)	Total Reload (Note 9)	Total Write-off (Note 8)	Total Fee (Note 8)	Total Collections 06/2020-07/27/2020 (Note 7)	Active A/R	Default A/R	Total A/R
A	Dependable Systems	Y	Dependable Systems	03/12/20	03/12/20	Jun-20	30,000	35,700	29,965	35,700	5,735				7,650	-		-
A	Dependable Worldwide Express	N	Dependable Worldwide Express	06/27/13	06/27/13	Jan-14	10,000	14,300	9,750	14,525	4,775			225		-		-
A	Design Depot	N	Design Depot	05/07/19	05/07/19	Nov-19	25,000	33,750	24,250	34,650	10,400			900		-		-
A	Detroit Vs Everybody	Y	Detroit Vs Everybody	02/26/20	02/26/20	May-20	20,000	27,800	19,200	22,780	3,580		5,695	675		-		-
A	Dh Innovations	N	Dh Innovations	04/10/18	04/10/18	Dec-18	30,000	42,900	29,001	47,085	18,084			4,185		-		-
A	DHM Exports	N	DHM Exports	12/31/18	12/31/18	Jul-19	150,000	199,500	147,500	199,500	52,000					-		-
A	Diamond Estates	N	Diamond Estates	09/06/19	09/06/19	Mar-20	50,000	68,000	49,000	68,250	19,250			250		-		-
A	Dick's Place Tire	N	Dick's Place Tire	09/25/13	09/25/13	Jun-14	30,000	42,000	29,601	42,675	13,074			675		-		-
A	Diesel Masters Repairs	Y	Diesel Masters Repairs	03/12/20	03/12/20	Jun-20	5,000	6,950	4,800	6,950	2,150				1,489	-		-
A	Digital Acuity	Y	Digital Acuity	01/31/20	01/31/20	Jun-20	12,000	17,040	11,640	17,040	5,400				4,577	-		-
A	Discount Liquors (R and V Liquors and Wine)	Y	Discount Liquors (R and V Liquors and Wine)	02/18/20	02/18/20	May-20	15,000	17,850	14,965	17,850	2,885					-		-
A	Discovery Days Early Learning Center	N	Discovery Days Early Learning Center	03/28/19	03/28/19	Nov-19	30,000	42,000	29,100	42,075	12,975			75		-		-
A	Disruptive Solutions	N	Disruptive Solutions	09/27/19	09/27/19	Feb-20	12,000	16,680	11,640	16,680	5,040					-		-
A	Divaderme Cosmetics	N	Divaderme Cosmetics	08/19/14	08/19/14	Sep-15	35,000	50,750	33,732	51,425	17,693			675		-		-
A	Diversified Health Solutions	N	Diversified Health Solutions	05/18/17	05/18/17	Jan-18	150,000	210,000	149,501	210,000	60,499					-		-
A	Diversified Masonry	N	Diversified Masonry	03/02/18	03/02/18	Jun-18	75,000	108,000	72,832	108,000	35,168					-		-
A	Diversity Mba Magazine	N	Diversity Mba Magazine	11/09/17	11/09/17	Jun-18	5,000	7,450	4,900	9,781	4,881			2,331		-		-
A	Divine Air Conditioning and Heating (Carlos Lopez)	Y	Divine Air Conditioning and Heating (Carlos Lopez)	01/13/20	01/13/20	Jun-20	20,000	24,800	19,965	25,175	5,210				2,855	-		-
A	Divine Services	Y	Divine Services	03/27/20	03/27/20	Jul-20	15,000	21,150	14,250	21,150	6,900			375	9,253	-		-
A	DK Gordon	N	DK Gordon	08/29/19	08/29/19	Feb-20	12,000	16,680	11,640	19,805	8,165			3,125		-		-
A	DMH Holdings	Y	DMH Holdings	01/21/20	01/21/20	Feb-20	5,622	7,590	5,122	7,815	2,693				225	-		-
A	Dockside Party	N	Dockside Party	01/14/14	01/14/14	Jul-15	35,000	49,700	33,906	50,736	16,830		700	1,736		-		-
A	Doctor Maintenance	N	Doctor Maintenance	03/05/19	03/05/19	Jul-19	12,000	17,040	11,640	17,040	5,400					-		-
A	Dollar Star	N	Dollar Star	10/03/19	10/03/19	Feb-20	5,000	6,700	4,850	6,850	2,000			150		-		-
A	Donovan Lawncare and Landscaping	N	Donovan Lawncare and Landscaping	03/03/17	03/03/17	Aug-17	30,000	42,000	29,032	42,000	12,968					-		-
A	Double D Trucking	N	Double D Trucking	08/17/18	08/17/18	Mar-19	25,000	35,000	24,001	35,000	10,999					-		-
A	Double Rafter	N	Double Rafter	04/02/18	04/02/18	Jul-18	125,000	180,000	122,832	180,900	58,068			900		-		-
A	Dowd Precision Grading	N	Dowd Precision Grading	04/25/19	04/25/19	Jun-19	15,000	21,300	4,584	21,300	16,716					-		-
A	Doyles Moon Saloon	N	Doyles Moon Saloon	07/09/19	07/09/19	Aug-19	6,000	8,100	5,820	8,100	2,280					-		-
A	Doyon Installation	N	Doyon Installation	01/24/18	01/24/18	Oct-18	18,000	26,280	17,320	26,280	8,960					-		-
A	Dr Bender	N	Dr Bender	09/19/16	09/19/16	Mar-17	10,000	14,400	9,301	15,963	6,662			1,563		-		-
A	Dr Nathan Jauvitis Engineering	Y	Dr Nathan Jauvitis Engineering	02/03/20	02/03/20	Jul-20	25,000	34,750	24,250	34,750	10,500				11,004	-		-
A	Dream Connections International	N	Dream Connections International	08/22/19	08/22/19	Feb-20	20,000	27,800	19,400	27,800	8,400					-		-
A	Drekar Logistics	Y	Drekar Logistics	02/24/20	02/24/20	Jun-20	10,000	14,900	9,600	15,425	5,825			525	1,841	-		-
A	Driven Motors	N	Driven Motors	11/29/19	11/29/19	May-20	30,000	41,700	29,100	41,700	12,600					-		-
A	Drywall J A Portillo	N	Drywall J A Portillo	07/03/17	07/03/17	Dec-17	5,000	7,350	4,650	7,350	2,700					-		-
A	Dublin Construction	N	Dublin Construction	06/05/18	06/05/18	Feb-19	15,000	21,750	14,450	26,909	12,459			5,159		-		-
A	Duden Enterprises	N	Duden Enterprises	08/30/19	08/30/19	Jan-20	15,000	20,850	14,550	20,850	6,300					-		-
A	E and R Homes	N	E and R Homes	06/26/19	06/26/19	Dec-19	20,000	27,400	19,400	27,400	8,000					-		-
A	EAD Transportation	N	EAD Transportation	08/10/17	08/10/17	Apr-19	20,000	28,000	19,201	28,800	9,599			800		-		-
A	Eagle Tech	Y	Eagle Tech	01/13/20	01/13/20	Jun-20	50,000	63,500	48,500	63,500	15,000				2,540	-		-
A	East Hill Property Management	N	East Hill Property Management	03/21/18	03/21/18	Apr-18	46,987	70,480	45,992	70,780	24,788			300		-		-
A	Eastland Services Corp	N	Eastland Services Corp	04/05/19	04/05/19	Jun-19	100,000	125,000	100,000	89,286	(10,714)	35,714				-		-
A	Eckroth Equipment	N	Eckroth Equipment	04/14/15	04/14/15	Aug-15	7,000	10,150	6,360	10,150	3,790					-		-
A	ECM Group	N	ECM Group	11/07/19	11/07/19	Jan-20	100,000	139,000	97,000	140,575	43,575			1,575		-		-

Securities and Exchange Commission, Plaintiff,
v.
Complete Business Solutions Group, Inc. d/b/a Par Funding et. al., Defendants.
CASE NO. 9:20-cv-81205
UNITED STATES DISTRICT COURT
SOUTHERN DISTRICT OF FLORIDA

Category A - Detail of CBSG MCA Suites Activity for the period from 2012 through July 27, 2020

Source: See footnotes							Total Advances and Repayments per MCA Suites		Cash Advances and Repayments per MCA Suites			Transactional Data per MCA Suites				A/R Balance (Note 10)		
MCA Category (Note 1)	Merchant Grouping (Note 11)	Funded After 01/01/20	Merchant Name (Note 8)	First Funding Date (Note 12)	Last Funding Date (Note 12)	Month of Last Payment (Note 13)	A	B	C	D	E = D-C	F	G	H	I	J	K	L = J+K
							Advance Amount (Note 4)	Payback (Note 5)	Net Cash Advanced (Note 6)	Total Cash Repayments (Note 7)	Net Cash Surplus (Deficit)	Total Reload (Note 9)	Total Write-off (Note 8)	Total Fee (Note 8)	Total Collections 06/2020-07/27/2020 (Note 7)	Active A/R	Default A/R	Total A/R
A	Ees Residential Group Homes	N	Ees Residential Group Homes	10/30/18	10/30/18	Dec-18	25,000	35,000	24,250	35,525	11,275			525		-		-
A	Efficient Delivery Services	Y	Efficient Delivery Services	02/27/20	02/27/20	Jun-20	25,000	34,750	24,000	34,750	10,750				9,653	-		-
A	Ejis LLC	Y	Ejis LLC	02/27/20	02/27/20	Jun-20	10,000	11,900	9,965	12,125	2,160			225	5,978	-		-
A	El Caporal Mexican Restaurant	N	El Caporal Mexican Restaurant	02/05/19	02/05/19	Apr-19	5,000	7,100	4,650	7,100	2,450					-		-
A	El Olvido Hacienda	Y	El Olvido Hacienda	01/29/20	01/29/20	Jul-20	15,000	20,850	14,550	21,000	6,450			150	5,078	-		-
A	El Rincon Americano	N	El Rincon Americano	07/27/17	07/27/17	Nov-17	10,000	14,000	9,650	14,450	4,800			450		-		-
A	Elan (Terry Marlott)	N	Elan (Terry Marlott)	12/09/19	12/09/19	Jan-20	3,387	4,742	2,392	4,817	2,425			75		-		-
A	Elev8 Sports Nutrition	N	Elev8 Sports Nutrition	10/19/17	10/19/17	Apr-18	25,000	36,750	23,751	37,050	13,299			300		-		-
A	Elevate Healthcare	N	Elevate Healthcare	09/19/19	09/19/19	Jan-20	12,000	16,680	11,640	14,056	2,416		4,475	1,850		-		-
A	Elite Towing and Recovery	N	Elite Towing and Recovery	08/28/19	08/28/19	Feb-20	20,000	27,800	19,400	27,800	8,400					-		-
A	Elite Transportation	N	Elite Transportation	02/28/18	02/28/18	Jun-18	100,000	144,000	97,832	144,975	47,143			975		-		-
A	Ella Ma Lic	N	Ella Ma Lic	08/18/17	08/18/17	Mar-18	10,000	14,000	10,000	19,535	9,535			5,535		-		-
A	Elliotts Performance	N	Elliotts Performance	02/27/19	02/27/19	Aug-19	15,000	21,300	14,550	21,300	6,750					-		-
A	Emerge Capital Management	Y	Emerge Capital Management	03/18/20	03/18/20	Jul-20	85,415	118,727	68,415	101,007	32,592		18,870	1,150	40,800	-		-
A	Emerge Education	N	Emerge Education	07/06/17	07/06/17	Oct-17	75,000	107,250	72,382	107,250	34,868					-		-
A	Empire Insulation	N	Empire Insulation	07/02/18	07/02/18	Oct-18	40,000	56,000	38,532	56,525	17,993			525		-		-
A	Empire Martial Arts	N	Empire Martial Arts	08/23/18	08/23/18	Jan-19	20,000	27,000	19,001	27,000	7,999					-		-
A	Encompass Audio Visual	N	Encompass Audio Visual	08/29/19	08/29/19	Dec-19	50,000	69,500	48,500	69,875	21,375			375		-		-
A	Endless Summer Endeavors	N	Endless Summer Endeavors	11/18/19	11/18/19	Mar-20	30,000	41,700	29,100	41,700	12,600					-		-
A	Endurance Automotive	Y	Endurance Automotive	02/13/20	02/13/20	Jun-20	35,000	41,650	34,965	36,950	1,985		4,800	100	19,100	-		-
A	Enhanced Quality of Life	N	Enhanced Quality of Life	08/13/19	08/13/19	Aug-19	20,000	27,000	19,400	21,270	1,870		5,730			-		-
A	Enpark Landscape	Y	Enpark Landscape	02/19/20	02/19/20	May-20	30,000	35,700	29,965	35,700	5,735					-		-
A	Enterprise Heating	N	Enterprise Heating	01/29/15	01/29/15	Aug-15	20,000	28,400	18,832	34,825	15,993			6,425		-		-
A	Environmental Control Services	N	Environmental Control Services	06/07/17	06/07/17	Oct-17	50,000	70,000	48,832	70,000	21,168					-		-
A	Environmental Landscape Associate	N	Environmental Landscape Associate	02/08/16	02/08/16	Oct-16	30,000	40,500	28,832	42,225	13,393			1,725		-		-
A	EOS Organization	N	EOS Organization	10/11/19	10/11/19	Mar-20	20,000	27,800	19,400	27,800	8,400					-		-
A	Equinox Primary Care	N	Equinox Primary Care	07/07/17	07/07/17	Jan-18	25,000	35,000	24,201	35,075	10,874			75		-		-
A	Equip Inc	N	Equip Inc	03/30/17	03/30/17	Sep-17	100,000	126,000	98,132	126,150	28,018			150		-		-
A	Eric Kenworthy MD	N	Eric Kenworthy MD	12/18/15	12/18/15	May-16	15,000	21,000	14,032	21,275	7,243			275		-		-
A	Espallat Vision	N	Espallat Vision	06/12/14	06/12/14	Jan-15	35,000	50,750	33,832	57,169	23,337			6,419		-		-
A	Espinosa Construction Company	Y	Espinosa Construction Company	02/06/20	02/06/20	Jun-20	12,000	16,680	11,640	17,655	6,015			975	2,001	-		-
A	Ethan Allen Medical Center	N	Ethan Allen Medical Center	01/26/17	01/26/17	Jul-17	20,000	28,000	19,201	28,000	8,799					-		-
A	Everything Automotive Group	Y	Everything Automotive Group	01/13/20	01/13/20	Mar-20	4,000	5,560	3,880	5,560	1,680					-		-
A	Executive Concrete	N	Executive Concrete	04/23/18	04/23/18	Sep-18	17,000	23,970	16,450	24,045	7,595			75		-		-
A	Eximius Tile and Stone	Y	Eximius Tile and Stone	02/18/20	02/18/20	May-20	15,000	17,850	14,965	17,850	2,885					-		-
A	Eye Specialists of CO	N	Eye Specialists of CO	11/16/16	11/16/16	May-17	12,000	16,800	11,701	17,025	5,324			225		-		-
A	Faith In Wellness	N	Faith In Wellness	08/20/19	08/20/19	Dec-19	7,000	9,730	6,790	9,730	2,940					-		-
A	Family Plumbing Heating	N	Family Plumbing Heating	01/30/15	01/30/15	Oct-15	75,000	105,000	73,432	139,784	66,352			34,784		-		-
A	Family Tree Project	Y	Family Tree Project	02/04/20	02/04/20	May-20	6,000	8,580	5,820	8,655	2,835			75		-		-
A	Farm and Oven Snacks	Y	Farm and Oven Snacks	02/04/20	02/04/20	Jul-20	40,000	55,600	39,800	55,600	15,800				18,070	-		-
A	Finicky Flowers	N	Finicky Flowers	11/14/17	11/14/17	Jun-18	15,000	21,600	14,300	21,600	7,300					-		-
A	Fish Bounty Hunter	N	Fish Bounty Hunter	04/10/19	04/10/19	Jul-19	10,000	13,400	9,700	13,550	3,850			150		-		-
A	Fit Club Recovery	N	Fit Club Recovery	09/23/19	09/23/19	Feb-20	5,000	7,100	4,850	7,100	2,250					-		-

Securities and Exchange Commission, Plaintiff,
v.
Complete Business Solutions Group, Inc. d/b/a Par Funding et. al., Defendants.
CASE NO. 9:20-cv-81205
UNITED STATES DISTRICT COURT
SOUTHERN DISTRICT OF FLORIDA

Category A - Detail of CBSG MCA Suites Activity for the period from 2012 through July 27, 2020

Source: See footnotes

MCA Category (Note 1)	Merchant Grouping (Note 11)	Funded After 01/01/20	Merchant Name (Note 8)	First Funding Date (Note 12)	Last Funding Date (Note 12)	Month of Last Payment (Note 13)	Total Advances and Repayments per MCA Suites		Cash Advances and Repayments per MCA Suites			Transactional Data per MCA Suites				A/R Balance (Note 10)			
							A	B	C	D	E = D-C	F	G	H	I	J	K	L = J+K	
							Advance Amount (Note 4)	Payback (Note 5)	Net Cash Advanced (Note 6)	Total Cash Repayments (Note 7)	Net Cash Surplus (Deficit)	Total Reload (Note 9)	Total Write-off (Note 8)	Total Fee (Note 8)	Total Collections 06/2020-07/27/2020 (Note 7)	Active A/R	Default A/R	Total A/R	
A	FKS Life and Health Medical Care	N	FKS Life and Health Medical Care	01/25/19	01/25/19	Sep-19	30,000	43,500	28,500	47,475	18,975			3,975			-	-	-
A	Flawless Auto	N	Flawless Auto	11/25/14	11/25/14	May-15	40,000	54,000	38,732	54,000	15,268						-	-	-
A	FlexSystems USA	Y	FlexSystems USA	04/08/20	04/08/20	Jun-20	25,000	35,500	23,750	35,500	11,750					22,365	-	-	-
A	Floral Encores	N	Floral Encores	08/29/17	08/29/17	Mar-18	15,000	21,750	15,000	21,975	6,975			225			-	-	-
A	Florida Truck Body Jacksonville, FL 32204	N	Florida Truck Body Jacksonville, FL 32204	07/12/13	07/12/13	Dec-13	20,000	28,000	19,601	28,000	8,399						-	-	-
A	Flowers ETC	N	Flowers ETC	03/21/19	03/21/19	Feb-20	5,000	5,950	5,000	6,837	1,837		238	1,125			-	-	-
A	Fly All Over	Y	Fly All Over	02/27/20	02/27/20	May-20	8,000	9,520	7,965	9,520	1,555						-	-	-
A	Fm Healing Center	N	Fm Healing Center	07/19/17	07/19/17	Dec-17	35,000	49,700	33,832	49,700	15,868						-	-	-
A	FMDR Inc (Suji Korean Cuisine)	N	FMDR Inc (Suji Korean Cuisine)	11/19/19	11/19/19	Jan-20	25,000	33,750	25,000	33,750	8,750						-	-	-
A	FOE First	Y	FOE First	03/04/20	03/04/20	Jun-20	7,500	10,575	7,200	10,650	3,450			75	1,586		-	-	-
A	Foothills Timber Company	N	Foothills Timber Company	09/20/19	09/20/19	Mar-20	50,000	69,000	48,500	69,000	20,500						-	-	-
A	Forever Redwood Forestry	N	Forever Redwood Forestry	08/14/18	08/14/18	Jan-19	100,000	118,000	100,000	118,000	18,000						-	-	-
A	Formufit LLC	N	Formufit LLC	08/30/19	08/30/19	Mar-20	50,000	69,000	48,500	69,000	20,500						-	-	-
A	Four Seasons Laser Center	N	Four Seasons Laser Center	03/26/19	03/26/19	Apr-19	10,000	12,900	9,700	9,700	-		3,200				-	-	-
A	Four Winds Concrete	N	Four Winds Concrete	04/11/16	04/11/16	May-16	400,000	540,000	397,005	540,000	142,995						-	-	-
A	Fox Beauty	Y	Fox Beauty	01/28/20	01/28/20	May-20	10,000	13,900	9,700	13,900	4,200						-	-	-
A	Fox Transportation	Y	Fox Transportation	01/29/20	01/29/20	Jun-20	150,000	208,500	145,500	208,500	63,000				31,275		-	-	-
A	Frazier Orthodontics (James G Frazier)	N	Frazier Orthodontics (James G Frazier)	11/13/18	11/13/18	Jan-19	20,000	28,400	19,400	28,400	9,000						-	-	-
A	Fredi E Benitez Canales (JJ Transport)	Y	Fredi E Benitez Canales (JJ Transport)	04/02/20	04/02/20	Jul-20	6,000	8,340	5,580	8,340	2,760				3,455		-	-	-
A	Frio Automotive	N	Frio Automotive	04/18/19	04/18/19	Dec-19	15,000	21,000	14,550	23,625	9,075			2,625			-	-	-
A	Front Leaning Rest	Y	Front Leaning Rest	01/13/20	01/13/20	Jun-20	15,000	20,850	14,550	20,850	6,300				2,653		-	-	-
A	Funkhouser Finishes	N	Funkhouser Finishes	01/19/18	01/19/18	Aug-18	21,410	33,608	20,415	34,333	13,918			725			-	-	-
A	G and L Outdoor Power Equipment	N	G and L Outdoor Power Equipment	02/07/17	02/07/17	Nov-18	10,000	13,900	9,550	19,200	9,650			5,300			-	-	-
A	G and M Mattress and Foam Corporation	N	G and M Mattress and Foam Corporation	07/09/19	07/09/19	Dec-19	75,000	108,750	72,805	108,750	35,945						-	-	-
A	Gage Inc	N	Gage Inc	04/03/18	04/03/18	Sep-18	21,250	30,175	20,000	30,175	10,175						-	-	-
A	Gamers Superstore	N	Gamers Superstore	03/21/19	03/21/19	May-19	30,000	38,700	30,000	37,733	7,733		968				-	-	-
A	Gamma Team Security	N	Gamma Team Security	12/05/18	12/05/18	May-19	15,000	19,950	14,000	20,150	6,150			200			-	-	-
A	Garner and Associates	N	Garner and Associates	02/14/17	02/14/17	Jul-17	8,000	11,280	7,650	11,280	3,630						-	-	-
A	Garza Electrical	N	Garza Electrical	07/27/17	07/27/17	Oct-17	6,000	8,520	5,590	9,995	4,405			1,475			-	-	-
A	Gasperson Moving (WNC Moving)	N	Gasperson Moving (WNC Moving)	07/12/19	07/12/19	Oct-19	20,000	24,800	19,965	24,800	4,835						-	-	-
A	Gate 28	N	Gate 28	01/18/19	01/18/19	Jul-19	30,000	42,600	28,600	42,600	14,000						-	-	-
A	GBW Bark Inc	Y	GBW Bark Inc	01/03/20	01/03/20	Feb-20	15,000	19,950	14,550	19,950	5,400						-	-	-
A	GC Development	N	GC Development	05/14/19	05/14/19	Aug-19	10,000	12,400	9,965	12,400	2,435						-	-	-
A	GCS Imaging	N	GCS Imaging	08/14/19	08/14/19	Feb-20	150,000	208,500	145,500	208,500	63,000						-	-	-
A	Gears Transmission	Y	Gears Transmission	01/23/20	01/23/20	May-20	40,000	49,600	39,965	49,600	9,635						-	-	-
A	Genes Deli	N	Genes Deli	02/17/15	02/17/15	Oct-15	50,000	58,000	50,000	41,600	(8,400)	16,400					-	-	-
A	Genuine Property Solutions	N	Genuine Property Solutions	08/25/16	08/25/16	May-17	20,000	28,000	19,201	28,800	9,599			800			-	-	-
A	Georges Welding Service	N	Georges Welding Service	05/07/19	05/07/19	May-19	10,644	15,180	10,445	11,367	922		3,813				-	-	-
A	German Motor Works (German Motor Cars)	Y	German Motor Works (German Motor Cars)	05/11/20	05/11/20	Jun-20	12,000	17,400	11,400	17,400	6,000				14,964		-	-	-
A	German Wise Dental	Y	German Wise Dental	01/10/20	01/10/20	Jun-20	35,000	41,650	35,000	41,650	6,650				6,942		-	-	-
A	Get It Right Tape Company	N	Get It Right Tape Company	07/17/17	07/17/17	Dec-17	75,000	108,750	73,132	109,275	36,143			525			-	-	-
A	Gigi Gloria Enterprises	N	Gigi Gloria Enterprises	07/10/19	07/10/19	Oct-19	7,500	10,425	7,500	10,425	2,925						-	-	-
A	Gittemeier Group 1	N	Gittemeier Group 1	12/09/19	12/09/19	Feb-20	15,000	21,000	14,550	21,000	6,450						-	-	-
A	Glamstation	N	Glamstation	03/15/19	03/15/19	Dec-19	10,000	13,800	10,000	14,250	4,250			450			-	-	-

Securities and Exchange Commission, Plaintiff,
v.
Complete Business Solutions Group, Inc. d/b/a Par Funding et. al., Defendants.
CASE NO. 9:20-cv-81205
UNITED STATES DISTRICT COURT
SOUTHERN DISTRICT OF FLORIDA

Category A - Detail of CBSG MCA Suites Activity for the period from 2012 through July 27, 2020

Source: See footnotes							Total Advances and Repayments per MCA Suites		Cash Advances and Repayments per MCA Suites			Transactional Data per MCA Suites				A/R Balance (Note 10)		
MCA Category (Note 1)	Merchant Grouping (Note 11)	Funded After 01/01/20	Merchant Name (Note 8)	First Funding Date (Note 12)	Last Funding Date (Note 12)	Month of Last Payment (Note 13)	A	B	C	D	E = D-C	F	G	H	I	J	K	L = J+K
							Advance Amount (Note 4)	Payback (Note 5)	Net Cash Advanced (Note 6)	Total Cash Repayments (Note 7)	Net Cash Surplus (Deficit)	Total Reload (Note 9)	Total Write-off (Note 8)	Total Fee (Note 8)	Total Collections 06/2020-07/27/2020 (Note 7)	Active A/R	Default A/R	Total A/R
A	Glass Express	N	Glass Express	01/27/17	01/27/17	Mar-17	5,000	7,000	4,650	7,225	2,575			225		-		-
A	Glazing Gorillas	N	Glazing Gorillas	12/13/19	12/13/19	Apr-20	8,000	11,120	7,760	11,270	3,510			150		-		-
A	Global Integrated Medical Group	N	Global Integrated Medical Group	12/20/19	12/20/19	Apr-20	75,000		74,965	93,100	18,135					-		-
A	Global Pipeline Consulting	N	Global Pipeline Consulting	04/07/15	04/07/15	Apr-15	25,000	30,000	23,832	30,000	6,168			100		-		-
A	GM Muscle Inc	Y	GM Muscle Inc	02/05/20	02/05/20	Jun-20	20,000	23,800	19,400	23,800	4,400				4,760	-		-
A	Goals in Service	N	Goals in Service	07/26/19	07/26/19	Sep-19	15,000	20,850	14,500	20,850	6,300					-		-
A	Going Home Services	N	Going Home Services	03/09/17	03/09/17	Sep-17	7,500	10,800	7,150	10,800	3,650					-		-
A	Goldden Corporation	N	Goldden Corporation	07/24/15	07/24/15	Dec-15	35,000	49,000	33,832	49,375	15,543			375		-		-
A	Golden Eagle	N	Golden Eagle	01/09/17	01/09/17	Feb-17	900	1,179	900	1,404	504			225		-		-
A	Golden Ohm Beer	N	Golden Ohm Beer	11/26/18	11/26/18	Aug-19	65,000	93,600	61,500	94,275	32,775					-		-
A	Good Ol Burgers	N	Good Ol Burgers	04/14/17	04/14/17	Oct-17	30,000	42,000	28,832	42,200	13,368			200		-		-
A	Good Start Driving School	N	Good Start Driving School	09/09/16	09/09/16	Mar-17	10,000	14,800	9,201	14,800	5,599					-		-
A	Gorman Property Maintenance	N	Gorman Property Maintenance	02/08/19	02/08/19	Sep-19	50,000	69,500	47,500	69,725	22,225			225		-		-
A	Gourmet Grillers	N	Gourmet Grillers	05/20/19	05/20/19	Aug-19	15,000	18,600	14,965	18,600	3,635					-		-
A	Gourmet Guild	N	Gourmet Guild	06/29/17	06/29/17	Sep-17	25,000	36,750	24,201	36,750	12,549					-		-
A	Gourmet Your Way	N	Gourmet Your Way	04/18/19	04/18/19	Jun-19	12,000	17,040	11,640	17,040	5,400					-		-
A	Grade Tec	N	Grade Tec	12/13/18	12/13/18	Jun-19	30,000	43,500	28,500	43,500	15,000					-		-
A	Graphic Industry Solutions	N	Graphic Industry Solutions	04/21/16	04/21/16	Jan-17	10,000	15,000	9,201	21,525	12,324			6,525		-		-
A	Great Logics	N	Great Logics	07/23/19	07/23/19	Jan-20	35,000	43,400	34,965	43,850	8,885			450		-		-
A	Greater Steps Enterprises	N	Greater Steps Enterprises	08/01/19	08/01/19	Feb-20	15,000	20,850	14,965	20,850	5,885					-		-
A	Green Belly LLC	Y	Green Belly LLC	01/10/20	01/10/20	Jun-20	75,000	93,750	72,750	86,875	14,125		7,025	150	41,400	-		-
A	Green Gloves LLC	N	Green Gloves LLC	11/27/19	11/27/19	Feb-20	10,000	12,400	9,985	12,475	2,510			75		-		-
A	Green Polka Dot	N	Green Polka Dot	11/24/15	11/24/15	Jun-16	66,000	92,400	64,532	95,075	30,543			2,675		-		-
A	Greensboro City Roofing	N	Greensboro City Roofing	12/26/19	12/26/19	Jun-20	20,000	27,800	19,400	28,625	9,225			825	2,546	-		-
A	Grow Max	N	Grow Max	04/11/18	04/11/18	Sep-19	15,199	22,798	14,204	23,398	9,194			600		-		-
A	Gudino And Sons	N	Gudino And Sons	05/09/18	05/09/18	Sep-18	10,000	14,300	9,450	14,675	5,225			375		-		-
A	Gustoso Food	N	Gustoso Food	05/14/15	05/14/15	Jul-15	80,000	111,920	78,132	111,920	33,788					-		-
A	Guy Spiegelman Attorney at Law	Y	Guy Spiegelman Attorney at Law	01/30/20	01/30/20	Jun-20	12,000	17,400	11,640	17,400	5,760				1,354	-		-
A	H Duane Carriers	N	H Duane Carriers	04/15/19	04/15/19	Oct-19	10,000	13,500	9,965	13,575	3,610			75		-		-
A	Haddad Food and Liquor	Y	Haddad Food and Liquor	01/28/20	01/28/20	May-20	25,000	29,500	24,965	29,500	4,535					-		-
A	Hammond Contracting	Y	Hammond Contracting	02/26/20	02/26/20	Jun-20	15,000	20,850	14,400	20,850	6,450				3,648	-		-
A	Handicraft Cleaners LLC	N	Handicraft Cleaners LLC	01/22/18	01/22/18	May-18	8,000	11,760	7,370	11,910	4,540			150		-		-
A	Happy Daycare Learning Center	Y	Happy Daycare Learning Center	01/14/20	01/14/20	Jun-20	20,000	27,800	19,400	27,950	8,550			150	2,096	-		-
A	Happy Travel	N	Happy Travel	10/26/16	10/26/16	Dec-16	7,500	10,950	7,355	11,625	4,270			675		-		-
A	Harmony Home Health	Y	Harmony Home Health	02/27/20	02/27/20	May-20	7,000	9,940	6,720	9,584	2,864		807	450		-		-
A	Harney and Miller Services	Y	Harney and Miller Services	02/14/20	02/14/20	Apr-20	25,000	33,750	24,000	26,587	2,587		7,163			-		-
A	Harris Building Solutions	Y	Harris Building Solutions	03/31/20	03/31/20	Jul-20	20,000	27,800	19,000	27,800	8,800				12,858	-		-
A	Harrison and Sons Trucking	Y	Harrison and Sons Trucking	03/11/20	03/11/20	Jun-20	15,000	17,850	14,965	17,850	2,885				1,488	-		-
A	Hart Law Group	N	Hart Law Group	11/14/19	11/14/19	Mar-20	15,000	20,850	14,550	20,850	6,300					-		-
A	Hatmaker Holdings	N	Hatmaker Holdings	06/22/18	06/22/18	Nov-18	11,000	15,730	10,450	15,730	5,280					-		-
A	HBS Investments	Y	HBS Investments	06/09/20	06/09/20	Jun-20	25,000	35,000	23,750	23,750	-			(11,250)	23,750	-		-
A	Heads Up Headcare	Y	Heads Up Headcare	02/14/20	02/14/20	May-20	50,000	59,500	49,965	59,500	9,535					-		-
A	Healing Hands Spa	N	Healing Hands Spa	06/06/17	06/06/17	Dec-17	27,500	39,050	26,875	41,225	14,350			2,175		-		-
A	Healthone Pharmacy	N	Healthone Pharmacy	05/24/16	05/24/16	Aug-16	35,000	48,650	32,082	48,650	16,568					-		-
A	Healthsource of Paterson	N	Healthsource of Paterson	09/18/17	09/18/17	Mar-18	25,000	35,500	23,751	35,875	12,124			375		-		-
A	Hearing Care Center	N	Hearing Care Center	04/26/18	04/26/18	Dec-18	2,500	3,675	2,350	4,200	1,850			525		-		-
A	Heartbreaker Swimwear	Y	Heartbreaker Swimwear	05/21/20	05/21/20	Jun-20	20,000	28,400	19,000	22,328	3,328		6,472	400	20,624	-		-
A	Heating and AC Solutions	Y	Heating and AC Solutions	02/26/20	02/26/20	May-20	20,000	23,800	19,965	23,800	3,835					-		-

Securities and Exchange Commission, Plaintiff,
v.
Complete Business Solutions Group, Inc. d/b/a Par Funding et. al., Defendants.
CASE NO. 9:20-cv-81205
UNITED STATES DISTRICT COURT
SOUTHERN DISTRICT OF FLORIDA

Category A - Detail of CBSG MCA Suites Activity for the period from 2012 through July 27, 2020

Source: See footnotes							Total Advances and Repayments per MCA Suites		Cash Advances and Repayments per MCA Suites			Transactional Data per MCA Suites				A/R Balance (Note 10)		
MCA Category (Note 1)	Merchant Grouping (Note 11)	Funded After 01/01/20	Merchant Name (Note 8)	First Funding Date (Note 12)	Last Funding Date (Note 12)	Month of Last Payment (Note 13)	A	B	C	D	E = D-C	F	G	H	I	J	K	L = J+K
							Advance Amount (Note 4)	Payback (Note 5)	Net Cash Advanced (Note 6)	Total Cash Repayments (Note 7)	Net Cash Surplus (Deficit)	Total Reload (Note 9)	Total Write-off (Note 8)	Total Fee (Note 8)	Total Collections 06/2020-07/27/2020 (Note 7)	Active A/R	Default A/R	Total A/R
A	Hennessey Insurance	N	Hennessey Insurance	07/28/15	07/28/15	Jan-16	20,000	26,000	19,268	31,225	11,957			5,225		-	-	-
A	Heritage Montessori School	N	Heritage Montessori School	09/26/16	09/26/16	Jan-17	20,000	28,000	19,201	28,000	8,799					-	-	-
A	Herpick Enterprises	N	Herpick Enterprises	08/15/19	08/15/19	Jan-20	150,000	199,500	145,500	199,500	54,000					-	-	-
A	Hickory Sticks BBQ	N	Hickory Sticks BBQ	09/27/12	09/27/12	Mar-13	25,000	34,500	24,750	34,500	9,750					-	-	-
A	Hicks and Sons Lawn Maintenance	N	Hicks and Sons Lawn Maintenance	11/01/18	11/01/18	Mar-19	10,000	14,200	9,700	14,200	4,500					-	-	-
A	High Gear Cyclery Corp	N	High Gear Cyclery Corp	07/19/17	07/19/17	Jan-18	125,000	175,000	123,132	175,000	51,868					-	-	-
A	HNY Property Solutions	N	HNY Property Solutions	02/21/19	02/21/19	Jul-19	10,000	14,000	9,700	14,000	4,300					-	-	-
A	Homan Legal Corporation	N	Homan Legal Corporation	05/15/19	05/15/19	Aug-19	20,000	23,800	19,965	23,800	3,835					-	-	-
A	Home Roots Companion and Home Care Services	Y	Home Roots Companion and Home Care Services	02/12/20	02/12/20	Jun-20	5,000	6,950	4,850	6,950	2,100				818	-	-	-
A	Home Team Realty Group	N	Home Team Realty Group	04/10/19	04/10/19	Jul-19	12,500	15,625	12,465	15,625	3,160					-	-	-
A	Home Wreckerz Eatery	Y	Home Wreckerz Eatery	02/18/20	02/18/20	Jun-20	20,000	23,800	19,965	23,900	3,935			100	5,000	-	-	-
A	Honor Moving and Storage	Y	Honor Moving and Storage	01/31/20	01/31/20	May-20	15,000	18,600	14,965	18,825	3,860			225		-	-	-
A	Hoot the Dog	Y	Hoot the Dog	01/17/20	01/17/20	Mar-20	50,000	68,500	48,500	68,800	20,300			300		-	-	-
A	Hop 2 It Dump Truck Service	N	Hop 2 It Dump Truck Service	08/12/19	08/12/19	Feb-20	5,000	6,950	4,850	7,475	2,625			525		-	-	-
A	Hopkins House	N	Hopkins House	12/06/19	12/06/19	Jul-20	100,000	131,000	97,000	131,000	34,000				32,750	-	-	-
A	Hot Pancakes	Y	Hot Pancakes	03/10/20	03/10/20	Jul-20	20,000	23,800	19,965	23,800	3,835				15,900	-	-	-
A	House of Floors	N	House of Floors	07/30/19	07/30/19	Oct-19	15,000	20,850	14,550	20,925	6,375		75	150		-	-	-
A	House of Lumber LA	Y	House of Lumber LA	01/27/20	01/27/20	Jun-20	20,000	27,800	19,400	27,800	8,400				4,170	-	-	-
A	House of Scott Funeral Home	N	House of Scott Funeral Home	04/19/17	04/19/17	Oct-17	25,000	36,000	24,201	36,000	11,799					-	-	-
A	Housing Authority Of Meriden	N	Housing Authority Of Meriden	08/29/17	08/29/17	Oct-17	250,000	360,000	247,832	360,000	112,168					-	-	-
A	Howard Counseling	N	Howard Counseling	05/22/18	05/22/18	Aug-18	4,000	6,000	3,850	6,150	2,300			150		-	-	-
A	HR Block (Evelyn Canete)	N	HR Block (Evelyn Canete)	01/21/16	01/21/16	Jun-16	5,000	6,995	4,750	7,070	2,320			75		-	-	-
A	HRG Realty Group	N	HRG Realty Group	06/27/19	06/27/19	Jan-20	15,000	20,250	14,550	20,250	5,700					-	-	-
A	HSC Construction	Y	HSC Construction	05/13/20	05/13/20	Jul-20	40,000	49,600	39,965	49,675	9,710			75	39,755	-	-	-
A	Huelsman Construction	N	Huelsman Construction	05/07/18	05/07/18	May-19	6,000	8,700	5,450	9,375	3,925			675		-	-	-
A	Hunts Lawn Service	N	Hunts Lawn Service	02/10/17	02/10/17	Aug-17	10,000	14,400	9,650	14,400	4,750					-	-	-
A	Hyperbaric Clearinghouse	N	Hyperbaric Clearinghouse	06/12/19	06/12/19	Dec-19	25,000	34,500	24,250	34,500	10,250					-	-	-
A	Icar Body Works	N	Icar Body Works	09/18/14	09/18/14	Oct-14	25,000	35,500	23,832	35,500	11,668					-	-	-
A	Ice Cold Air (Zammit Automotive)	N	Ice Cold Air (Zammit Automotive)	07/11/18	07/11/18	Nov-19	8,348	12,521	7,353	13,421	6,069			900		-	-	-
A	ID Creative and Performing Arts Academy	Y	ID Creative and Performing Arts Academy	01/14/20	01/14/20	Jun-20	20,000	27,800	19,400	20,782	1,382		7,543		5,330	-	-	-
A	IDA Construction	Y	IDA Construction	02/10/20	02/10/20	Jun-20	27,000	37,530	26,190	37,530	11,340			525	8,632	-	-	-
A	Ideal Foods	N	Ideal Foods	09/11/18	09/11/18	Mar-19	60,000	85,200	57,832	85,350	27,518			150		-	-	-
A	Ideal Homes Real Estate Holdings	Y	Ideal Homes Real Estate Holdings	01/14/20	01/14/20	Jun-20	20,000	27,800	19,400	27,800	8,400				5,792	-	-	-
A	Ifix Taylor	Y	Ifix Taylor	03/13/20	03/13/20	Jul-20	5,000	6,750	4,800	6,750	1,950				2,193	-	-	-
A	Imperial Marble of Texas	N	Imperial Marble of Texas	07/22/19	07/22/19	Dec-19	20,000	27,800	19,965	27,800	7,835					-	-	-
A	Independence 2 Independent Records of Colorado Springs	N	Independence 2 Independent Records of Colorado Springs	07/03/18	07/03/18	Dec-18	10,000	14,500	9,450	14,500	5,050					-	-	-
A	Indigo 1745	N	Indigo 1745	07/26/19	07/26/19	Jan-20	40,000	54,800	38,800	55,325	16,525			525		-	-	-
A	Industrial Electric Company	N	Industrial Electric Company	10/21/19	10/21/19	Mar-20	7,000	9,730	6,790	9,730	2,940					-	-	-
A	Infinite Tint	N	Infinite Tint	03/11/19	03/11/19	Apr-19	4,845	6,783	4,295	6,858	2,563			75		-	-	-
A	Infinity Box	N	Infinity Box	11/10/17	11/10/17	Dec-17	5,000	7,250	4,900	7,250	2,350					-	-	-
A	Infinity Box	N	Infinity Box	11/20/19	11/20/19	Jan-20	10,000	12,400	9,965	12,400	2,435					-	-	-

Securities and Exchange Commission, Plaintiff,
v.
Complete Business Solutions Group, Inc. d/b/a Par Funding et. al., Defendants.
CASE NO. 9:20-cv-81205
UNITED STATES DISTRICT COURT
SOUTHERN DISTRICT OF FLORIDA

Category A - Detail of CBSG MCA Suites Activity for the period from 2012 through July 27, 2020

Source: See footnotes

MCA Category (Note 1)	Merchant Grouping (Note 11)	Funded After 01/01/20	Merchant Name (Note 8)	First Funding Date (Note 12)	Last Funding Date (Note 12)	Month of Last Payment (Note 13)	Total Advances and Repayments per MCA Suites		Cash Advances and Repayments per MCA Suites			Transactional Data per MCA Suites				A/R Balance (Note 10)		
							A	B	C	D	E = D-C	F	G	H	I	J	K	L = J+K
							Advance Amount (Note 4)	Payback (Note 5)	Net Cash Advanced (Note 6)	Total Cash Repayments (Note 7)	Net Cash Surplus (Deficit)	Total Reload (Note 9)	Total Write-off (Note 8)	Total Fee (Note 8)	Total Collections 06/2020-07/27/2020 (Note 7)	Active A/R	Default A/R	Total A/R
A	Infinity International Group of America	N	Infinity International Group of America	07/01/19	07/01/19	Dec-19	15,000	20,550	14,550	20,550	6,000					-	-	-
A	Infinity Staffing	N	Infinity Staffing	04/25/19	04/25/19	Aug-19	8,000	11,120	7,760	11,320	3,560			200		-	-	-
A	Infinity Wire Solutions	N	Infinity Wire Solutions	12/20/19	12/20/19	Mar-20	15,000	20,850	14,550	17,458	2,908		3,768	375		-	-	-
A	Infolincs	N	Infolincs	06/30/17	06/30/17	Nov-17	8,850	12,125	8,500	12,125	3,625					-	-	-
A	Inplant Enviro Systems 2000 Atlanta	N	Inplant Enviro Systems 2000 Atlanta	05/23/19	05/23/19	Dec-19	75,000	105,000	75,000	105,000	30,000					-	-	-
A	Insurance Masters	Y	Insurance Masters	02/19/20	02/19/20	Jul-20	25,000	31,000	24,965	31,075	6,110			75	18,008	-	-	-
A	Integrated Defense Applications	N	Integrated Defense Applications	01/30/19	01/30/19	Aug-19	75,000	105,750	71,250	105,750	34,500					-	-	-
A	Intellic Integration	N	Intellic Integration	10/25/19	10/25/19	Mar-20	30,000	41,700	29,100	41,700	12,600					-	-	-
A	Ironcrest Design and Build	Y	Ironcrest Design and Build	02/12/20	02/12/20	May-20	75,000	89,250	74,965	89,250	14,285					-	-	-
A	Ironworks Brewery	N	Ironworks Brewery	12/19/16	12/19/16	Jun-17	19,360	27,104	18,365	27,504	9,139			400		-	-	-
A	Island Glass and Mirror	Y	Island Glass and Mirror	02/06/20	02/06/20	Jul-20	20,000	27,400	19,400	27,400	8,000				7,722	-	-	-
A	Ithika Inc	Y	Ithika Inc	02/12/20	02/12/20	Jul-20	5,000	6,950	4,801	7,175	2,374			225	1,956	-	-	-
A	Ivdesk Holdings	N	Ivdesk Holdings	09/04/18	09/04/18	Dec-19	85,000	118,150	82,832	118,775	35,943			625		-	-	-
A	J A T L Medical Service	N	J A T L Medical Service	12/31/19	12/31/19	Jun-20	17,000	23,630	16,490	24,005	7,515			375	595	-	-	-
A	J and A Tire Service	N	J and A Tire Service	11/27/18	11/27/18	Aug-19	7,000	9,800	6,551	10,250	3,699			450		-	-	-
A	J and J Residential Investments	N	J and J Residential Investments	03/29/19	03/29/19	Jun-19	15,000	18,750	14,965	18,750	3,785					-	-	-
A	J And L Family Learning Center	N	J And L Family Learning Center	06/30/17	06/30/17	Aug-19	25,000	35,000	23,951	35,450	11,499			450		-	-	-
A	J and M Tire Shop	N	J and M Tire Shop	05/21/19	05/21/19	Aug-19	15,000	18,600	14,965	18,600	3,635					-	-	-
A	J and T Garage Doors	Y	J and T Garage Doors	03/20/20	03/20/20	Jun-20	10,000	13,900	9,300	13,900	4,600				4,170	-	-	-
A	J Blanton Plumbing (3rd Generation Plumbing)	Y	J Blanton Plumbing (3rd Generation Plumbing)	01/06/20	01/06/20	Apr-20	60,000	84,600	58,200	84,600	26,400					-	-	-
A	J Matthew Co	Y	J Matthew Co	02/12/20	02/12/20	Jul-20	15,000	18,600	14,965	18,600	3,635				5,220	-	-	-
A	J Ortega Services	N	J Ortega Services	06/07/19	06/07/19	Oct-19	5,000	6,950	4,850	7,100	2,250			150		-	-	-
A	J&J Discount	N	J&J Discount	08/06/13	08/06/13	Nov-13	15,000	21,000	15,000	20,500	5,500		500			-	-	-
A	J2M Enterprises	N	J2M Enterprises	02/23/18	02/23/18	Jul-18	20,000	28,000	19,001	28,000	8,999					-	-	-
A	Jacovitch Construction Services	N	Jacovitch Construction Services	03/26/19	03/26/19	Aug-19	10,000	14,000	9,700	14,000	4,300					-	-	-
A	Jaded Tresses	N	Jaded Tresses	02/14/19	02/14/19	Jul-19	10,000	14,000	9,500	14,075	4,575			75		-	-	-
A	Jahbucca	N	Jahbucca	05/31/18	05/31/18	Sep-18	7,000	10,500	6,450	10,950	4,500			450		-	-	-
A	Jaidyns Enterprise	Y	Jaidyns Enterprise	01/03/20	01/03/20	Apr-20	6,000	8,520	5,820	8,745	2,925			225		-	-	-
A	Jakin Management	N	Jakin Management	11/06/19	11/06/19	Apr-20	6,000	8,340	5,820	8,340	2,520					-	-	-
A	James Floor & Interior	N	James Floor & Interior	07/14/16	07/14/16	Jan-17	9,500	13,300	9,101	14,100	4,999			800		-	-	-
A	Jared Simchuck Plumbing	N	Jared Simchuck Plumbing	10/11/17	10/11/17	May-20	6,000	8,520	5,760	9,420	3,660			900		-	-	-
A	Jason and Justin Sowers (Northwest Straps)	N	Jason and Justin Sowers (Northwest Straps)	09/06/19	09/06/19	Mar-20	25,000	34,750	24,250	34,750	10,500					-	-	-
A	Jayco Medsupply (New England Surgical Center)	N	Jayco Medsupply (New England Surgical Center)	09/30/19	09/30/19	Dec-19	30,000	35,400	29,965	35,400	5,435					-	-	-
A	JB Interiors	N	JB Interiors	08/18/15	08/18/15	May-16	5,250	7,613	5,000	14,213	9,213			6,600		-	-	-
A	JBC Distribution	N	JBC Distribution	04/27/18	04/27/18	Jul-18	20,000	28,800	19,001	28,800	9,799					-	-	-
A	JCR Physical Medicine	N	JCR Physical Medicine	05/15/15	05/15/15	Jun-15	20,000	28,000	20,000	28,000	8,000					-	-	-
A	JCS Remodeling	N	JCS Remodeling	01/29/19	01/29/19	May-19	8,000	11,520	7,450	11,670	4,220			150		-	-	-
A	JE Painting	N	JE Painting	08/06/19	08/06/19	Nov-19	5,000	6,950	4,850	6,950	2,100					-	-	-
A	Jeff Leblanc Services	Y	Jeff Leblanc Services	01/24/20	01/24/20	May-20	20,000	23,600	19,965	23,600	3,635					-	-	-
A	Jeff Lewis Co	N	Jeff Lewis Co	02/22/19	02/22/19	Sep-19	15,000	21,000	14,550	21,075	6,525			75		-	-	-
A	Jennifer Bradley Corporation	N	Jennifer Bradley Corporation	02/21/19	02/21/19	Sep-19	50,000	71,000	50,000	71,000	21,000					-	-	-
A	Jennings Transportation	N	Jennings Transportation	12/24/19	12/24/19	May-20	10,000	13,300	9,700	13,525	3,825			225		-	-	-
A	Jim Maxwell Construction	Y	Jim Maxwell Construction	02/19/20	02/19/20	May-20	10,000	14,000	9,600	14,000	4,400					-	-	-
A	JJ Hat Center	N	JJ Hat Center	09/13/19	09/13/19	Mar-20	50,000	68,500	48,500	68,500	20,000					-	-	-
A	JJC Auto Sales	N	JJC Auto Sales	03/28/19	03/28/19	Apr-19	15,000	21,300	14,550	21,600	7,050			300		-	-	-
A	Jkor LLC	Y	Jkor LLC	02/12/20	02/12/20	Jun-20	15,000	20,250	14,550	20,250	5,700				1,265	-	-	-

Securities and Exchange Commission, Plaintiff,
v.
Complete Business Solutions Group, Inc. d/b/a Par Funding et. al., Defendants.
CASE NO. 9:20-cv-81205
UNITED STATES DISTRICT COURT
SOUTHERN DISTRICT OF FLORIDA

Category A - Detail of CBSG MCA Suites Activity for the period from 2012 through July 27, 2020

Source: See footnotes

MCA Category (Note 1)	Merchant Grouping (Note 11)	Funded After 01/01/20	Merchant Name (Note 8)	First Funding Date (Note 12)	Last Funding Date (Note 12)	Month of Last Payment (Note 13)	Total Advances and Repayments per MCA Suites		Cash Advances and Repayments per MCA Suites			Transactional Data per MCA Suites				A/R Balance (Note 10)		
							A	B	C	D	E = D-C	F	G	H	I	J	K	L = J+K
							Advance Amount (Note 4)	Payback (Note 5)	Net Cash Advanced (Note 6)	Total Cash Repayments (Note 7)	Net Cash Surplus (Deficit)	Total Reload (Note 9)	Total Write-off (Note 8)	Total Fee (Note 8)	Total Collections 06/2020-07/27/2020 (Note 7)	Active A/R	Default A/R	Total A/R
A	JMC Utilities	Y	JMC Utilities	02/10/20	02/10/20	May-20	6,000	7,140	5,985	7,140	1,175					-	-	-
A	JMG Electric	Y	JMG Electric	02/12/20	02/12/20	May-20	7,350	10,875	7,275	11,625	4,350		750			-	-	-
A	John S Roller (Mono Records)	Y	John S Roller (Mono Records)	01/27/20	01/27/20	May-20	7,000	8,260	6,965	8,260	1,295					-	-	-
A	Johnsons Auto Service	N	Johnsons Auto Service	11/16/18	11/16/18	Jun-19	10,000	14,500	9,500	14,800	5,300		300			-	-	-
A	Johnston Transportation	Y	Johnston Transportation	02/20/20	02/20/20	May-20	15,000	17,850	14,965	17,850	2,885					-	-	-
A	JONAJ Holdings (Robinson Transport)	Y	JONAJ Holdings (Robinson Transport)	01/15/20	01/15/20	May-20	10,000	13,500	9,700	14,250	4,550			750		-	-	-
A	Jongle Beach Service	N	Jongle Beach Service	06/13/19	06/13/19	Aug-19	25,000	34,750	19,207	34,750	15,543					-	-	-
A	Jordan DiCaprio (Hampton Roads Real Estate)	Y	Jordan DiCaprio (Hampton Roads Real Estate)	01/16/20	01/16/20	Apr-20	10,000	13,500	9,700	13,500	3,800					-	-	-
A	Jordan Restaurant Group	N	Jordan Restaurant Group	09/20/19	09/20/19	Oct-19	30,568	41,267	27,568	41,267	13,699					-	-	-
A	Jose Vaz Carpet	N	Jose Vaz Carpet	07/11/19	07/11/19	Sep-19	5,147	6,948	4,997	7,698	2,701		75	825		-	-	-
A	Joseph Michaels International	N	Joseph Michaels International	01/30/13	01/30/13	Jun-13	15,000	21,450	14,750	21,450	6,700					-	-	-
A	Journeys of the Heart	N	Journeys of the Heart	08/23/19	08/23/19	Jan-20	10,000	13,300	9,700	13,300	3,600					-	-	-
A	Joy Transportation	N	Joy Transportation	06/21/18	06/21/18	Nov-18	20,000	28,400	19,001	28,400	9,399					-	-	-
A	Joyce S Kessler (The Bargain Barn)	Y	Joyce S Kessler (The Bargain Barn)	01/09/20	01/09/20	Feb-20	7,000	8,680	6,965	8,680	1,715					-	-	-
A	Julias Mexican Restaurant (Reyes Roa)	N	Julias Mexican Restaurant (Reyes Roa)	11/30/18	11/30/18	Apr-19	7,500	10,350	7,125	10,575	3,450			225		-	-	-
A	Julio Valdez Studio	N	Julio Valdez Studio	03/15/19	03/15/19	May-19	20,000	27,800	20,000	27,800	7,800					-	-	-
A	Jung Design	Y	Jung Design	03/06/20	03/06/20	Jul-20	15,000	20,850	14,400	20,850	6,450				8,340	-	-	-
A	Justdoors and Hardware	Y	Justdoors and Hardware	02/26/20	02/26/20	Jul-20	20,000	27,800	19,200	28,100	8,900			300	10,030	-	-	-
A	K and C Appraisals	N	K and C Appraisals	07/01/19	07/01/19	Jan-20	10,000	13,100	9,700	13,175	3,475			75		-	-	-
A	Kaiser Insurance Services	N	Kaiser Insurance Services	07/13/17	07/13/17	Apr-19	30,000	43,200	28,901	43,580	14,679			380		-	-	-
A	Kamehameha Bakery	N	Kamehameha Bakery	07/30/18	07/30/18	Mar-19	143,000	214,500	142,005	216,375	74,370			1,875		-	-	-
A	Karel Curras	N	Karel Curras	03/11/19	03/11/19	Mar-19	2,363	3,308	2,063	3,308	1,245					-	-	-
A	KDI Incorporated	N	KDI Incorporated	02/14/18	02/14/18	Apr-18	30,000	42,000	29,001	42,000	12,999					-	-	-
A	Keego Trucking	Y	Keego Trucking	02/19/20	02/19/20	Apr-20	10,000	11,900	9,965	11,900	1,935					-	-	-
A	Kemph Heating and AC	N	Kemph Heating and AC	05/16/19	05/16/19	Aug-19	12,500	16,750	12,125	16,750	4,625					-	-	-
A	KENDALL MARKETING	N	KENDALL MARKETING	10/13/15	10/13/15	Jan-00	5,000	5,000	5,000		(5,000)	5,000				-	-	-
A	Kennedy Kare Service	N	Kennedy Kare Service	06/21/17	06/21/17	Sep-17	5,000	6,600	4,650	6,600	1,950					-	-	-
A	Kerch Services	N	Kerch Services	06/01/17	06/01/17	Jun-19	30,000	42,900	28,901	44,025	15,124			1,125		-	-	-
A	Kids Choice Learning Academy	N	Kids Choice Learning Academy	09/06/18	09/06/18	Feb-19	5,000	7,250	4,650	7,850	3,200			600		-	-	-
A	Kidstuff Child and Family Counseling	N	Kidstuff Child and Family Counseling	11/13/18	11/13/18	Jan-19	40,000	55,200	37,901	55,200	17,299					-	-	-
A	KJM Financial	N	KJM Financial	12/04/19	12/04/19	May-20	25,000	34,500	25,000	34,500	9,500					-	-	-
A	KL Building Solutions	N	KL Building Solutions	12/19/19	12/19/19	Jul-20	8,000	10,800	7,760	11,775	4,015			975	3,825	-	-	-
A	Knoppe Painting	N	Knoppe Painting	12/20/16	12/20/16	Apr-17	3,000	4,200	2,850	4,200	1,350					-	-	-
A	Kodi Stop	Y	Kodi Stop	01/24/20	01/24/20	Jun-20	9,000	12,510	8,730	12,885	4,155			375	1,209	-	-	-
A	Kodiak Construction	Y	Kodiak Construction	02/27/20	02/27/20	Jun-20	22,500	26,775	22,465	27,175	4,710			400	15,175	-	-	-
A	Kona Ice of Merritt Island (Quality Gourmet Coffee Service)	Y	Kona Ice of Merritt Island (Quality Gourmet Coffee Service)	01/29/20	01/29/20	Apr-20	4,000	4,960	3,965	4,960	995					-	-	-
A	Knected Satellite Systems	N	Knected Satellite Systems	08/02/19	08/02/19	Aug-19	20,000	26,800	19,400	244	(19,156)			(26,556)		-	-	-
A	Kotarski Enterprises	N	Kotarski Enterprises	03/29/19	03/29/19	Jul-19	5,000	6,450	4,850	6,450	1,600					-	-	-
A	KRS Sports	N	KRS Sports	10/03/19	10/03/19	May-20	35,000	47,250	33,950	46,531	12,581		2,894	2,175		-	-	-
A	KSD Custom Wood Products	N	KSD Custom Wood Products	10/14/16	10/14/16	Apr-17	249,801	349,721	245,825	349,721	103,896					-	-	-
A	KT Supply	Y	KT Supply	03/05/20	03/05/20	Jun-20	25,000	29,750	24,965	29,750	4,785				2,288	-	-	-
A	L And M Grocery	N	L And M Grocery	04/24/18	04/24/18	May-18	2,000	2,800	1,850	2,800	950					-	-	-
A	L and P Mowing	N	L and P Mowing	10/18/19	10/18/19	Feb-20	5,000	7,350	4,850	6,730	1,880		1,020	400		-	-	-

Securities and Exchange Commission, Plaintiff,
v.
Complete Business Solutions Group, Inc. d/b/a Par Funding et. al., Defendants.
CASE NO. 9:20-cv-81205
UNITED STATES DISTRICT COURT
SOUTHERN DISTRICT OF FLORIDA

Category A - Detail of CBSG MCA Suites Activity for the period from 2012 through July 27, 2020

Source: See footnotes

MCA Category (Note 1)	Merchant Grouping (Note 11)	Funded After 01/01/20	Merchant Name (Note 8)	First Funding Date (Note 12)	Last Funding Date (Note 12)	Month of Last Payment (Note 13)	Total Advances and Repayments per MCA Suites		Cash Advances and Repayments per MCA Suites			Transactional Data per MCA Suites				A/R Balance (Note 10)		
							A	B	C	D	E = D-C	F	G	H	I	J	K	L = J+K
							Advance Amount (Note 4)	Payback (Note 5)	Net Cash Advanced (Note 6)	Total Cash Repayments (Note 7)	Net Cash Surplus (Deficit)	Total Reload (Note 9)	Total Write-off (Note 8)	Total Fee (Note 8)	Total Collections 06/2020-07/27/2020 (Note 7)	Active A/R	Default A/R	Total A/R
A	L Jade LLC	Y	L Jade LLC	01/16/20	01/16/20	Jul-20	10,000	13,700	9,700	14,200	4,500			500	3,780	-	-	-
A	La Creme Monterey	N	La Creme Monterey	10/01/15	10/01/15	Feb-16	35,000	47,950	33,732	49,675	15,943			1,725		-	-	-
A	La Dye Tech	N	La Dye Tech	11/04/15	11/04/15	Aug-16	12,500	17,500	11,701	24,205	12,504			6,705		-	-	-
A	La Mer Bond Cleaners	N	La Mer Bond Cleaners	11/30/17	11/30/17	Jul-18	12,500	16,500	11,825	17,225	5,400					-	-	-
A	LAD Construction	N	LAD Construction	02/25/16	02/25/16	Aug-16	30,000	42,000	29,157	42,450	13,293			450		-	-	-
A	Lady Laundry	N	Lady Laundry	03/14/18	03/14/18	Mar-18	3,424	3,424	3,424	-	(3,424)		3,424			-	-	-
A	Laela Marketplace	Y	Laela Marketplace	01/02/20	01/02/20	Jun-20	15,000	20,850	14,550	20,850	6,300				948	-	-	-
A	Lake Country Customs	N	Lake Country Customs	03/14/19	03/14/19	Aug-19	15,000	21,000	15,000	21,075	6,075			75		-	-	-
A	Lake Flip Hvac Services	N	Lake Flip Hvac Services	05/23/17	05/23/17	Aug-17	8,000	10,720	7,650	10,720	3,070					-	-	-
A	Lakeview Putt and Play	N	Lakeview Putt and Play	04/01/19	04/01/19	Jul-19	10,000	13,900	9,700	13,900	4,200					-	-	-
A	Landings Chiropractic	N	Landings Chiropractic	06/23/17	06/23/17	Jan-18	5,000	7,200	4,600	8,550	3,950			1,350		-	-	-
A	Landstyles Inc	N	Landstyles Inc	07/22/19	07/22/19	Nov-19	15,000	20,850	14,550	18,464	3,914		2,687	300		-	-	-
A	Larrymey Lane Hawkins (Hawkins System Solutions)	Y	Larrymey Lane Hawkins (Hawkins System Solutions)	01/17/20	01/17/20	May-20	15,000	20,850	14,550	21,525	6,975			675		-	-	-
A	Lasco Corp	N	Lasco Corp	03/29/16	03/29/16	Sep-16	15,000	20,850	14,501	20,850	6,349					-	-	-
A	Lassiter Industries	N	Lassiter Industries	10/03/17	10/03/17	Apr-18	50,000	72,500	47,332	74,275	26,943			1,775		-	-	-
A	Law Office of Corey Evan Parker	N	Law Office of Corey Evan Parker	08/07/19	08/07/19	Oct-19	30,000	41,700	29,965	35,751	5,786		5,949			-	-	-
A	Law Offices Of Alejandro De Varona	N	Law Offices Of Alejandro De Varona	07/29/15	07/29/15	Jan-16	5,000	7,500	4,750	7,500	2,750					-	-	-
A	Lawless Auto	N	Lawless Auto	11/26/19	11/26/19	Mar-20	10,000	13,500	9,700	13,500	3,800					-	-	-
A	LDO Group Transport	N	LDO Group Transport	10/09/19	10/09/19	May-20	20,000	27,200	19,400	28,700	9,300			1,500		-	-	-
A	Leather Master of Key West	N	Leather Master of Key West	08/15/17	08/15/17	Feb-18	15,000	20,700	14,500	20,700	6,200					-	-	-
A	Lee Thomas Transport	N	Lee Thomas Transport	12/02/19	12/02/19	Jan-20	15,000	21,300	14,550	16,926	2,376		4,374			-	-	-
A	Lepton Transport	Y	Lepton Transport	02/26/20	02/26/20	Jun-20	15,000	17,850	14,965	18,000	3,035			150	1,638	-	-	-
A	Level Up Foundation Repair	Y	Level Up Foundation Repair	01/15/20	01/15/20	Jun-20	50,000	69,500	48,500	69,575	21,075			75	26,904	-	-	-
A	Liberty Tax	N	Liberty Tax	01/28/15	01/28/15	May-15	150,000	213,000	148,132	213,450	65,318			450		-	-	-
A	Light and Star USA	Y	Light and Star USA	02/25/20	02/25/20	Mar-20	50,000	66,000	48,000	48,000	-		18,000			-	-	-
A	Light Em Up	N	Light Em Up	06/07/18	06/07/18	Oct-18	40,000	58,000	38,532	58,000	19,468					-	-	-
A	Lighthouse Market and Deli	N	Lighthouse Market and Deli	04/05/19	04/05/19	Jun-19	6,000	7,140	5,965	7,215	1,250			75		-	-	-
A	Line Pushas LLC	Y	Line Pushas LLC	06/05/20	06/05/20	Jul-20	10,000	14,200	9,500	14,200	4,700				14,200	-	-	-
A	Line Works Construction	N	Line Works Construction	11/04/19	11/04/19	Feb-20	100,000	123,000	99,965	123,075	23,110			75		-	-	-
A	Linen Shelf	N	Linen Shelf	03/17/16	03/17/16	Aug-16	15,000	21,750	14,051	21,975	7,924			225		-	-	-
A	Linzer And Associates	N	Linzer And Associates	06/29/17	06/29/17	Jan-18	21,000	30,660	20,601	30,660	10,059					-	-	-
A	Lipstick N Lashes	N	Lipstick N Lashes	12/07/17	12/07/17	Apr-18	2,500	3,500	2,400	3,650	1,250			150		-	-	-
A	Little Beauchamp Trucking	N	Little Beauchamp Trucking	10/23/19	10/23/19	Mar-20	40,000	54,000	38,800	54,000	15,200					-	-	-
A	Lobstah on a Roll	N	Lobstah on a Roll	10/16/18	10/16/18	Nov-18	17,500	24,850	16,975	24,850	7,875					-	-	-
A	Long Island General Cleaning Services	Y	Long Island General Cleaning Services	05/07/20	05/07/20	Jul-20	10,000	14,500	9,500	14,500	5,000				11,922	-	-	-
A	Loys Trucking	N	Loys Trucking	03/11/19	03/11/19	Aug-19	15,000	21,750	14,550	22,150	7,600			400		-	-	-
A	LPG Industries	N	LPG Industries	10/03/17	10/03/17	Feb-18	10,000	13,900	9,450	13,900	4,450					-	-	-
A	M and A Pizza	Y	M and A Pizza	02/05/20	02/05/20	Mar-20	10,000	14,000	9,700	11,280	1,580		2,720			-	-	-
A	M and S Electric NC (Mands Electric NC)	Y	M and S Electric NC (Mands Electric NC)	02/19/20	02/19/20	May-20	30,000	35,700	29,965	35,700	5,735					-	-	-
A	Mac Deals	N	Mac Deals	10/18/19	10/18/19	Jan-20	15,000	18,600	14,550	18,600	4,050					-	-	-
A	Macs Meat and Seafood Market	N	Macs Meat and Seafood Market	08/19/19	08/19/19	Oct-19	20,000	27,000	19,400	27,075	7,675			75		-	-	-
A	Maggies Farm	N	Maggies Farm	12/26/19	12/26/19	Apr-20	7,000	9,730	6,790	9,730	2,940					-	-	-
A	Magickal Mystic	N	Magickal Mystic	11/06/19	11/06/19	Mar-20	4,000	5,560	3,880	5,560	1,680					-	-	-
A	Main Street Tire And Auto	N	Main Street Tire And Auto	09/19/17	09/19/17	Jan-18	15,000	20,850	14,450	20,850	6,400					-	-	-
A	Mal Mar Logistics	N	Mal Mar Logistics	09/17/15	09/17/15	Dec-16	5,000	7,000	4,750	12,740	7,990			5,740		-	-	-
A	Manifest Direct Marketing	Y	Manifest Direct Marketing	02/27/20	02/27/20	Jul-20	15,000	20,850	14,400	20,850	6,450				8,350	-	-	-

Securities and Exchange Commission, Plaintiff,
v.
Complete Business Solutions Group, Inc. d/b/a Par Funding et. al., Defendants.
CASE NO. 9:20-cv-81205
UNITED STATES DISTRICT COURT
SOUTHERN DISTRICT OF FLORIDA

Category A - Detail of CBSG MCA Suites Activity for the period from 2012 through July 27, 2020

Source: See footnotes							Total Advances and Repayments per MCA Suites		Cash Advances and Repayments per MCA Suites			Transactional Data per MCA Suites				A/R Balance (Note 10)		
MCA Category (Note 1)	Merchant Grouping (Note 11)	Funded After 01/01/20	Merchant Name (Note 8)	First Funding Date (Note 12)	Last Funding Date (Note 12)	Month of Last Payment (Note 13)	A	B	C	D	E = D-C	F	G	H	I	J	K	L = J+K
							Advance Amount (Note 4)	Payback (Note 5)	Net Cash Advanced (Note 6)	Total Cash Repayments (Note 7)	Net Cash Surplus (Deficit)	Total Reload (Note 9)	Total Write-off (Note 8)	Total Fee (Note 8)	Total Collections 06/2020-07/27/2020 (Note 7)	Active A/R	Default A/R	Total A/R
A	Maplewood Investments	Y	Maplewood Investments	03/04/20	03/04/20	Jun-20	7,500	10,350	7,200	10,350	3,150				1,035	-	-	-
A	Maria Nina Conception	Y	Maria Nina Conception (Family Care)	03/26/20	03/26/20	Jul-20	7,500	10,425	6,975	10,575	3,600			150	4,581	-	-	-
A	Mariscos Tecuala	N	Mariscos Tecuala	04/24/17	04/24/17	Nov-17	30,000	42,600	29,201	42,800	13,599			200	-	-	-	-
A	Mark W Reiser	N	Mark W Reiser	12/20/19	12/20/19	Mar-20	8,000	11,120	7,760	11,120	3,360			-	-	-	-	-
A	Maroons Logistics	Y	Maroons Logistics	01/14/20	01/14/20	Jun-20	10,000	13,900	9,700	14,375	4,675			475	4,414	-	-	-
A	Martin Music	N	Martin Music	10/17/17	10/17/17	Apr-18	20,000	27,400	18,801	27,400	8,599			-	-	-	-	-
A	Martin Sundries	Y	Martin Sundries	02/26/20	02/26/20	May-20	7,000	8,330	6,965	8,330	1,365			-	-	-	-	-
A	Master Plus	N	Master Plus	10/28/16	10/28/16	Apr-17	13,000	18,850	12,401	18,850	6,449			-	-	-	-	-
A	Matthew J Moran Plumbing	Y	Matthew J Moran Plumbing	03/16/20	03/16/20	Jul-20	7,000	9,730	6,510	9,730	3,220				3,162	-	-	-
A	MBH Supply	N	MBH Supply	07/19/19	07/19/19	Feb-20	20,000	27,400	19,400	27,775	8,375			375	-	-	-	-
A	McKnight Construction	N	McKnight Construction	08/29/16	08/29/16	Oct-16	45,000	59,000	44,127	59,000	14,873			-	-	-	-	-
A	Mech Trades	Y	Mech Trades	01/31/20	01/31/20	May-20	12,000	16,440	11,640	16,440	4,800			-	-	-	-	-
A	Medistaff Network of Palm Beach	N	Medistaff Network of Palm Beach	01/23/18	01/23/18	Aug-18	10,000	14,200	9,450	15,175	5,725				975	-	-	-
A	Mehling Orthopedics	N	Mehling Orthopedics	04/22/19	04/22/19	Aug-19	40,000	56,800	38,800	56,875	18,075				75	-	-	-
A	Mercantile On State	N	Mercantile On State	01/12/18	01/12/18	Jun-18	5,000	7,350	4,400	8,700	4,300				1,350	-	-	-
A	Mercy Plus Healthcare Services	Y	Mercy Plus Healthcare Services	02/27/20	02/27/20	Jul-20	100,000	119,000	99,965	119,075	19,110				75	48,575	-	-
A	Merry Moose Childcare and Preschool	N	Merry Moose Childcare and Preschool	08/15/19	08/15/19	Jan-20	20,000	27,800	19,400	27,800	8,400				-	-	-	-
A	Metro Umpires Kansas City	N	Metro Umpires Kansas City	08/19/19	08/19/19	Dec-19	20,000	27,800	19,400	27,950	8,550				150	-	-	-
A	MF Concrete Contractors	N	MF Concrete Contractors	01/08/16	01/08/16	Apr-16	15,000	21,450	13,832	21,450	7,618				-	-	-	-
A	Mi Casa Housing	Y	Mi Casa Housing	01/14/20	01/14/20	Jun-20	50,000	62,000	49,965	62,100	12,135				100	633	-	-
A	Mi Quang Co Thao Noodle House	N	Mi Quang Co Thao Noodle House	06/20/19	06/20/19	Dec-19	25,000	33,750	25,000	33,750	8,750				-	-	-	-
A	Michael Brown Physical Therapy	N	Michael Brown Physical Therapy	03/11/15	03/11/15	Oct-15	60,000	87,600	58,432	90,370	31,938				2,770	-	-	-
A	Midwest AG Fly Services	N	Midwest AG Fly Services	04/07/16	04/07/16	Sep-16	10,000	14,000	9,401	14,000	4,599				-	-	-	-
A	Midwest Modular Services	Y	Midwest Modular Services	04/28/20	04/28/20	Jun-20	15,000	21,300	14,250	21,300	7,050				15,857	-	-	-
A	Midwest RV Connection	N	Midwest RV Connection	10/21/14	10/21/14	Jun-15	8,000	11,600	7,601	12,570	4,969				970	-	-	-
A	Mike Bogle Construction	N	Mike Bogle Construction	12/14/16	12/14/16	Jan-17	25,000	36,000	24,201	36,000	11,799				-	-	-	-
A	Milan Jeweler	N	Milan Jeweler	03/12/19	03/12/19	Aug-19	20,000	28,400	19,400	28,400	9,000				-	-	-	-
A	Milford Cigar and Outlet	N	Milford Cigar and Outlet	03/28/19	03/28/19	Jun-19	10,000	12,400	9,965	12,625	2,660				225	-	-	-
A	Milner Concrete	N	Milner Concrete	09/20/19	09/20/19	Apr-20	20,000	28,000	19,400	29,500	10,100				1,500	-	-	-
A	Miriam Bulcher Photography	Y	Miriam Bulcher Photography	02/19/20	02/19/20	Jun-20	8,000	9,520	7,965	9,520	1,555					300	-	-
A	MJ Trading Group	N	MJ Trading Group	07/17/17	07/17/17	Jan-18	16,000	22,720	15,650	22,720	7,070				-	-	-	-
A	MJT Home Improvement	N	MJT Home Improvement	04/04/17	04/04/17	Sep-17	15,000	21,600	14,650	21,900	7,250				-	-	-	-
A	MJV Inc	N	MJV Inc	04/10/17	04/10/17	Apr-17	25,000	35,000	25,000	35,000	10,000				-	-	-	-
A	MK Tax Service	Y	MK Tax Service	01/15/20	01/15/20	Feb-20	10,000	13,900	9,700	11,695	1,995					600	-	-
A	MLB Marketing	N	MLB Marketing	04/02/19	04/02/19	Sep-19	13,500	19,170	13,095	19,170	6,075				2,805	-	-	-
A	Modbook Inc	N	Modbook Inc	01/09/19	01/09/19	Jul-19	40,000	55,960	38,000	55,960	17,960				-	-	-	-
A	Mohawk Valley Florist	N	Mohawk Valley Florist	06/16/17	06/16/17	Dec-17	20,000	28,800	19,201	29,244	10,043					444	-	-
A	Moniques Home	N	Moniques Home	04/18/19	04/18/19	Aug-19	7,000	9,800	6,790	9,800	3,010				-	-	-	-
A	Montani Trucking	Y	Montani Trucking	01/08/20	01/08/20	Apr-20	30,000	37,200	29,965	37,200	7,235				-	-	-	-
A	Moonbeam Scooters Downtown	Y	Moonbeam Scooters Downtown	01/16/20	01/16/20	Jun-20	8,000	10,800	7,760	9,995	2,235				1,480	2,100	-	-
A	Moore Fence LLC	Y	Moore Fence LLC	07/16/20	07/16/20	Jul-20	15,000	21,000	14,250	14,250	-				6,750	14,250	-	-
A	Mortgage Unlimited	N	Mortgage Unlimited	02/28/19	02/28/19	May-19	85,000	118,150	83,300	118,150	34,850				-	-	-	-
A	Moseley Partners	N	Moseley Partners	02/09/18	02/09/18	Jun-18	150,000	211,500	147,832	211,500	63,668				-	-	-	-
A	Mother Earth Meats	N	Mother Earth Meats	10/18/13	10/18/13	Mar-14	30,000	42,000	29,206	42,375	13,169					375	-	-
A	Motus Excavation	Y	Motus Excavation	06/22/20	06/22/20	Jun-20	96,000	132,500	95,005	95,005	-				37,495	95,005	-	-

Securities and Exchange Commission, Plaintiff,
v.
Complete Business Solutions Group, Inc. d/b/a Par Funding et. al., Defendants.
CASE NO. 9:20-cv-81205
UNITED STATES DISTRICT COURT
SOUTHERN DISTRICT OF FLORIDA

Category A - Detail of CBSG MCA Suites Activity for the period from 2012 through July 27, 2020

Source: See footnotes

MCA Category (Note 1)	Merchant Grouping (Note 11)	Funded After 01/01/20	Merchant Name (Note 8)	First Funding Date (Note 12)	Last Funding Date (Note 12)	Month of Last Payment (Note 13)	Total Advances and Repayments per MCA Suites		Cash Advances and Repayments per MCA Suites			Transactional Data per MCA Suites				A/R Balance (Note 10)				
							A	B	C	D	E = D-C	F	G	H	I	J	K	L = J+K		
							Advance Amount (Note 4)	Payback (Note 5)	Net Cash Advanced (Note 6)	Total Cash Repayments (Note 7)	Net Cash Surplus (Deficit)	Total Reload (Note 9)	Total Write-off (Note 8)	Total Fee (Note 8)	Total Collections 06/2020-07/27/2020 (Note 7)	Active A/R	Default A/R	Total A/R		
A	MPX Fit	N	MPX Fit	05/08/19	05/08/19	Nov-19	10,000	14,000	9,700	15,225	5,525			1,225			-	-	-	
A	MT Jewett Marketplace	Y	MT Jewett Marketplace	01/10/20	01/10/20	Feb-20	12,952	17,745	11,952	17,745	5,792							-	-	-
A	Mt Washington Valley	N	Mt Washington Valley	12/30/14	12/30/14	Apr-15	10,000	14,000	9,231	14,000	4,769							-	-	-
A	Murat Consulting	N	Murat Consulting	06/09/17	06/09/17	Dec-17	8,000	11,600	7,570	12,125	4,555			525				-	-	-
A	Musawwir Development and Construction	N	Musawwir Development and Construction	03/08/19	03/08/19	Jun-19	4,000	5,680	3,880	6,130	2,250				450			-	-	-
A	Music Showcase Festival	N	Music Showcase Festival	07/21/17	07/21/17	Oct-17	50,000	72,500	47,632	72,500	24,868							-	-	-
A	Musser & Associates	N	Musser & Associates	09/19/13	09/19/13	Oct-13	15,000	21,735	14,306	21,735	7,429							-	-	-
A	MVM Construction	N	MVM Construction	10/04/16	10/04/16	Apr-17	50,000	65,000	50,000	65,000	15,000							-	-	-
A	MVP Services	N	MVP Services	06/26/19	06/26/19	Jun-20	5,000	6,750	4,850	9,590	4,740		2,460	5,300	2,400			-	-	-
A	Mw Welding	N	Mw Welding	04/17/17	04/17/17	Sep-17	20,000	28,200	19,201	28,200	8,999							-	-	-
A	N And G Investment	N	N And G Investment	07/05/19	07/05/19	Sep-19	5,000	6,950	4,850	7,025	2,175				75			-	-	-
A	Name Droppers of Tifton	N	Name Droppers of Tifton	02/27/19	02/27/19	Aug-19	25,000	34,750	24,250	34,750	10,500							-	-	-
A	Natluxia	N	Natluxia	02/08/19	02/08/19	Aug-19	15,000	21,000	15,000	21,450	6,450				450			-	-	-
A	National Benefit Consultants	N	National Benefit Consultants	11/23/16	11/23/16	Jan-17	24,300	32,076	23,701	32,076	8,375							-	-	-
A	Nations Fast Tax and Accounting 2 Inc	Y	Nations Fast Tax and Accounting 2 Inc	02/05/20	02/05/20	Jun-20	55,000	76,450	53,350	56,375	3,025		20,175		100	39,000		-	-	-
A	Native American Heritage Museum	Y	Native American Heritage Museum	01/30/20	01/30/20	Jul-20	25,000	34,750	24,250	35,650	11,400				900	23,433		-	-	-
A	Naturescape Services	N	Naturescape Services	04/17/17	04/17/17	May-17	50,000	70,000	48,832	70,350	21,518				350			-	-	-
A	Nc Construction	N	Nc Construction	11/07/16	11/07/16	Feb-17	10,000	14,700	9,701	14,700	4,999							-	-	-
A	ND CLS	N	ND CLS	04/05/19	04/05/19	Jan-20	6,328	9,175	6,328	9,950	3,623				775			-	-	-
A	NE Engineering	N	NE Engineering	04/29/19	04/29/19	Sep-19	8,000	11,200	7,760	11,425	3,665				225			-	-	-
A	New Direction Home Healthcare of Dfw (Mosbri Inc)	Y	New Direction Home Healthcare of Dfw (Mosbri Inc)	03/27/20	03/27/20	Jul-20	20,000	27,800	19,000	27,800	8,800						12,163	-	-	-
A	New Haven Apartments	N	New Haven Apartments	03/18/16	03/18/16	Sep-16	50,000	71,000	49,101	71,000	21,899							-	-	-
A	New Hope Counseling Center	N	New Hope Counseling Center	11/15/17	11/15/17	Nov-18	2,500	3,500	2,440	5,300	2,860				1,800			-	-	-
A	New Horizon Trucking	Y	New Horizon Trucking	02/07/20	02/07/20	Jun-20	16,000	21,440	15,550	21,515	5,965				75	611		-	-	-
A	New Orleans Teleport	Y	New Orleans Teleport	02/18/20	02/18/20	Feb-20	30,000	41,700	28,800	31,918	3,118		9,782					-	-	-
A	New Wave Pizza	N	New Wave Pizza	03/12/14	03/12/14	Apr-15	10,000	14,000	10,000	14,000	4,000							-	-	-
A	Nice Things LLC	N	Nice Things LLC	12/14/12	12/14/12	May-15	10,000	15,000	10,000	15,000	5,000							-	-	-
A	Niche Worldwide	N	Niche Worldwide	06/01/17	06/01/17	Nov-17	15,000	22,350	14,500	22,350	7,850							-	-	-
A	Nighthawk Investigations	N	Nighthawk Investigations	10/07/19	10/07/19	Jan-20	20,000	24,800	19,965	24,800	4,835							-	-	-
A	No Place Like Home Health Care	N	No Place Like Home Health Care	04/17/19	04/17/19	Sep-19	25,000	35,500	24,250	35,500	11,250							-	-	-
A	Nofziger Farms	Y	Nofziger Farms	02/13/20	02/13/20	Jun-20	15,000	20,850	14,400	20,850	6,450						3,706	-	-	-
A	Noribar Inc	N	Noribar Inc	08/23/19	08/23/19	Dec-19	35,000	48,650	33,950	48,825	14,875				175			-	-	-
A	Norman R Taylor CPA	N	Norman R Taylor CPA	10/28/19	10/28/19	Oct-19	20,000	27,800	19,400	19,400	-				(8,400)			-	-	-
A	North East Equipment Repair	Y	North East Equipment Repair	06/11/20	06/11/20	Jun-20	14,000	19,460	13,300	13,300	-		6,160			13,300		-	-	-
A	Northeast Caskets	N	Northeast Caskets	09/23/15	09/23/15	Dec-15	25,000	37,500	24,201	37,500	13,299							-	-	-
A	Northland Global Management Group	N	Northland Global Management Group	11/07/19	11/07/19	Apr-20	30,000	39,900	29,100	40,200	11,100				300			-	-	-
A	Northwest Carrier Logistics	N	Northwest Carrier Logistics	09/30/19	09/30/19	Jan-20	50,000	69,500	48,500	69,775	21,275							-	-	-
A	Nova Productions	N	Nova Productions	12/13/13	12/13/13	Mar-14	75,000	105,000	73,906	107,875	33,969				2,875			-	-	-
A	Novelty Eats	N	Novelty Eats	08/22/19	08/22/19	Jan-20	10,000	13,900	9,801	15,825	5,824				1,725			-	-	-
A	NTE Crackers	Y	NTE Crackers	01/10/20	01/10/20	Jun-20	5,000	6,950	4,850	6,950	2,100					758		-	-	-
A	Nuco Tech Designs	N	Nuco Tech Designs	09/08/17	09/08/17	Oct-17	100,000	140,000	100,000	140,000	40,000							-	-	-
A	NYC Early Learning Company	Y	NYC Early Learning Company	02/03/20	02/03/20	May-20	300,000	375,000	291,000	307,500	16,500			67,700	200			-	-	-
A	Oak Inc	N	Oak Inc	05/22/19	05/22/19	Oct-19	6,000	7,980	5,820	8,355	2,535				375			-	-	-
A	Oakwest Services	N	Oakwest Services	10/04/18	10/04/18	Feb-19	25,000	35,500	25,000	37,375	12,375				1,875			-	-	-
A	Ocean Transport	N	Ocean Transport	05/05/17	05/05/17	Aug-17	40,000	58,400	38,832	58,400	19,568							-	-	-

Securities and Exchange Commission, Plaintiff,
v.
Complete Business Solutions Group, Inc. d/b/a Par Funding et. al., Defendants.
CASE NO. 9:20-cv-81205
UNITED STATES DISTRICT COURT
SOUTHERN DISTRICT OF FLORIDA

Category A - Detail of CBSG MCA Suites Activity for the period from 2012 through July 27, 2020

Source: See footnotes

MCA Category (Note 1)	Merchant Grouping (Note 11)	Funded After 01/01/20	Merchant Name (Note 8)	First Funding Date (Note 12)	Last Funding Date (Note 12)	Month of Last Payment (Note 13)	Total Advances and Repayments per MCA Suites		Cash Advances and Repayments per MCA Suites			Transactional Data per MCA Suites				A/R Balance (Note 10)			
							A	B	C	D	E = D-C	F	G	H	I	J	K	L = J+K	
							Advance Amount (Note 4)	Payback (Note 5)	Net Cash Advanced (Note 6)	Total Cash Repayments (Note 7)	Net Cash Surplus (Deficit)	Total Reload (Note 9)	Total Write-off (Note 8)	Total Fee (Note 8)	Total Collections 06/2020-07/27/2020 (Note 7)	Active A/R	Default A/R	Total A/R	
A	Ol Able Inc	Y	Ol Able Inc	02/12/20	02/12/20	May-20	75,000	88,500	74,965	88,500	13,535								
A	Olde City Day School Philadelphia, PA 19106	N	Olde City Day School Philadelphia, PA 19106	03/24/16	03/24/16	Nov-16	85,000	114,750	83,532	115,125	31,593			375					
A	Olympia Fields Eyecare	N	Olympia Fields Eyecare	02/22/19	02/22/19	Jun-19	20,000	24,600	19,400	24,600	5,200								
A	Om Sai Group	N	Om Sai Group	10/16/19	10/16/19	Mar-20	50,000	69,500	48,500	65,438	16,938		4,063						
A	Omega Cell	N	Omega Cell	02/01/18	02/01/18	Nov-18	50,000	71,000	48,750	79,225	30,475			8,225					
A	On Call Therapy Services	N	On Call Therapy Services	01/08/18	01/08/18	Apr-18	10,000	14,000	9,450	14,000	4,550								
A	One Call Haul	Y	One Call Haul	06/09/20	06/09/20	Jul-20	10,000	14,500	9,500	14,500	5,000				14,500				
A	Oppong Ventures	N	Oppong Ventures	08/06/18	08/06/18	Nov-18	6,000	8,820	5,450	8,970	3,520			150					
A	Optimum Eye Care	N	Optimum Eye Care	06/23/17	06/23/17	Oct-17	15,000	21,750	14,500	22,550	8,050			800					
A	Oral Facial Comprehensive Care	N	Oral Facial Comprehensive Care	06/17/19	06/17/19	Nov-19	35,000	48,650	34,005	48,650	14,645								
A	Orionas LLC	N	Orionas LLC	01/08/13	01/08/13	Jun-13	15,000	20,900	14,750	20,900	6,150								
A	Orozco Hauling	Y	Orozco Hauling	01/23/20	01/23/20	Jul-20	25,000	34,250	24,250	34,250	10,000				10,802				
A	Oscar Vita Moderna	N	Oscar Vita Moderna	06/08/17	06/08/17	May-20	60,000	77,400	57,532	78,500	20,968			1,100					
A	Outreach And Crisis Counseling	N	Outreach And Crisis Counseling	04/24/18	04/24/18	Oct-19	10,000	14,800	9,450	15,000	5,550			200					
A	Overseas Food Distribution	N	Overseas Food Distribution	12/26/19	12/26/19	May-20	80,000	100,000	77,600	100,000	22,400								
A	Pablo Marble and Granite	N	Pablo Marble and Granite	02/09/18	02/09/18	Jul-18	15,000	20,850	14,450	20,850	6,400								
A	Pamela Rummage Culp	N	Pamela Rummage Culp	12/13/18	12/13/18	Oct-19	75,000	109,500	72,000	109,500	37,500								
A	Paradigm Machining and Design	N	Paradigm Machining and Design	10/21/19	10/21/19	Mar-20	15,000	20,850	14,550	21,000	6,450			150					
A	Paradise Printers	N	Paradise Printers	03/28/19	03/28/19	Apr-19	4,356	6,099	2,691	6,399	3,708			300					
A	Parkers Accounting	Y	Parkers Accounting	03/18/20	03/18/20	May-20	6,000	8,340	5,580	6,724	1,144		2,016	400					
A	Parties Are Us	N	Parties Are Us	07/09/14	07/09/14	Oct-14	22,000	31,218	20,832	31,218	10,386								
A	Partsmax Inc	Y	Partsmax Inc	03/09/20	03/09/20	Jun-20	10,000	11,900	9,965	11,900	1,935				992				
A	Pasta Mista	N	Pasta Mista	08/06/15	08/06/15	Jan-16	10,000	16,199	9,201	16,574	7,373			375					
A	Patriot Shield National Transport	Y	Patriot Shield National Transport	02/10/20	02/10/20	Jul-20	20,000	28,800	19,400	28,800	9,400				6,624				
A	Paul Gangl Trucking	Y	Paul Gangl Trucking	02/07/20	02/07/20	Jul-20	12,000	16,680	11,640	16,680	5,040				5,560				
A	Paw Prints	N	Paw Prints	05/06/16	05/06/16	Jun-16	2,500	3,500	2,250	3,800	1,550			300					
A	Peoples Immigrant Resource Center	N	Peoples Immigrant Resource Center	09/06/19	09/06/19	Dec-19	10,000	14,300	9,760	14,300	4,540								
A	Perez Construction	Y	Perez Construction	02/13/20	02/13/20	May-20	5,000	7,100	4,800	7,100	2,300								
A	Perfection Connection	Y	Perfection Connection	01/06/20	01/06/20	Jan-20	25,000	30,750	24,965	26,557	1,592		4,193						
A	Performance Plus Diesel and Auto Repair	N	Performance Plus Diesel and Auto Repair	11/27/19	11/27/19	Mar-20	10,000	12,400	9,965	12,400	2,435								
A	Performance Tire and Wheel	N	Performance Tire and Wheel	11/03/15	11/03/15	Mar-16	6,000	8,400	5,750	8,775	3,025			375					
A	PFI Alabaster	N	PFI Alabaster	09/06/18	09/06/18	Oct-18	10,000	11,800	10,000	11,800	1,800								
A	Phb Catalyst Group	N	Phb Catalyst Group	08/15/16	08/15/16	Apr-17	75,000	106,500	73,832	107,600	33,768			1,100					
A	Physical Therapy by the Sea	N	Physical Therapy by the Sea	01/12/18	01/12/18	Jul-18	15,000	21,450	14,450	21,450	7,000								
A	Pierces Dairy Queen (Dairy Queen of Papillion)	Y	Pierces Dairy Queen (Dairy Queen of Papillion)	02/12/20	02/12/20	May-20	25,000	29,750	24,965	29,750	4,785								
A	Piercing Euphoria	N	Piercing Euphoria	04/10/19	04/10/19	Sep-19	12,000	16,800	11,640	16,800	5,160								
A	Pig Sty BBQ	N	Pig Sty BBQ	12/31/18	12/31/18	Jun-19	15,000	20,850	14,250	20,850	6,600								
A	Pina Entertainment	N	Pina Entertainment	02/16/18	02/16/18	Jun-18	2,500	3,675	2,350	3,975	1,625			300					
A	Pink Poodle Grooming	N	Pink Poodle Grooming	09/20/19	09/20/19	Jan-20	3,629	4,900	3,229	3,976	747		2,323	1,400					
A	Pipework Plumbing and Drain	Y	Pipework Plumbing and Drain	02/20/20	02/20/20	Jun-20	30,000	42,300	28,800	42,375	13,575			75	5,891				
A	Pizza Greeks	N	Pizza Greeks	11/07/19	11/07/19	Jul-20	15,000	20,850	14,550	21,150	6,600			300	1,818				
A	Pizza Peel	N	Pizza Peel	11/07/19	11/07/19	Jan-20	10,000	13,900	9,700	13,900	4,200								
A	Pjd Construction	N	Pjd Construction	10/11/17	10/11/17	Feb-18	6,000	8,940	5,880	9,090	3,210			150					

Securities and Exchange Commission, Plaintiff,
v.
Complete Business Solutions Group, Inc. d/b/a Par Funding et. al., Defendants.
CASE NO. 9:20-cv-81205
UNITED STATES DISTRICT COURT
SOUTHERN DISTRICT OF FLORIDA

Category A - Detail of CBSG MCA Suites Activity for the period from 2012 through July 27, 2020

Source: See footnotes							Total Advances and Repayments per MCA Suites		Cash Advances and Repayments per MCA Suites			Transactional Data per MCA Suites				A/R Balance (Note 10)		
MCA Category (Note 1)	Merchant Grouping (Note 11)	Funded After 01/01/20	Merchant Name (Note 8)	First Funding Date (Note 12)	Last Funding Date (Note 12)	Month of Last Payment (Note 13)	A	B	C	D	E = D-C	F	G	H	I	J	K	L = J+K
							Advance Amount (Note 4)	Payback (Note 5)	Net Cash Advanced (Note 6)	Total Cash Repayments (Note 7)	Net Cash Surplus (Deficit)	Total Reload (Note 9)	Total Write-off (Note 8)	Total Fee (Note 8)	Total Collections 06/2020-07/27/2020 (Note 7)	Active A/R	Default A/R	Total A/R
A	Revelation Ales	N	Revelation Ales	09/19/19	09/19/19	Oct-19	4,479	6,226	4,345	6,226	1,881							
A	Revive Contractors Group	N	Revive Contractors Group	06/14/18	06/14/18	Oct-18	15,000	21,750	14,450	22,200	7,750			450				
A	Right Way LLC	Y	Right Way LLC	01/08/20	01/08/20	Apr-20	5,000	6,950	4,850	7,175	2,325							
A	Rise Up Recovery	Y	Rise Up Recovery	02/05/20	02/05/20	May-20	35,000	41,650	34,965	41,750	6,785			100				
A	Ritztex38 Inc	N	Ritztex38 Inc	10/25/18	10/25/18	Mar-19	25,000	35,500	24,250	35,500	11,250							
A	Riverside Thai Cuisine	N	Riverside Thai Cuisine	10/23/17	10/23/17	Feb-18	10,000	13,800	9,800	13,875	4,075			75				
A	Rk Landscape Construction	N	Rk Landscape Construction	09/15/17	09/15/17	Nov-17	7,000	10,080	6,380	10,230	3,850			150				
A	RLS Construction Services	Y	RLS Construction Services	03/12/20	03/12/20	Jun-20	5,000	6,950	4,800	6,950	2,150				1,489			
A	Rmp Safety Services	N	Rmp Safety Services	07/24/17	07/24/17	Jul-18	75,000	108,000	72,382	108,375	35,993			375				
A	RNF Plumbing and Fire Protection	N	RNF Plumbing and Fire Protection	09/25/17	09/25/17	May-18	200,000	288,000	197,832	288,000	90,168							
A	Robert Hyatt	N	Robert Hyatt	01/18/19	01/18/19	Jul-19	15,000	21,750	14,250	22,275	8,025			525				
A	Rock Bluff Store	N	Rock Bluff Store	08/07/13	08/07/13	Dec-13	32,000	43,785	30,806	43,860	13,054			75				
A	Rock Pi	N	Rock Pi	04/01/19	04/01/19	Sep-19	35,000	49,700	34,001	49,925	15,924			225				
A	Rockformation	Y	Urban Transformation Innovations	02/20/20	02/20/20	Jun-20	7,000	9,730	6,720	9,730	3,010				1,217			
A	Rockville Supply	N	Rockville Supply	10/10/18	10/10/18	Apr-19	15,000	21,000	14,700	21,700	7,000			700				
A	Rodriguez and Sons Enterprises	N	Rodriguez and Sons Enterprises	12/09/19	12/09/19	Mar-20	24,000	29,760	24,000	28,056	4,056		1,704					
A	Rogers Concrete Services	Y	Rogers Concrete Services	01/08/20	01/08/20	Jul-20	10,000	13,900	9,700	10,952	1,252		3,298	350	1,050			
A	Romel Enterprises	N	Romel Enterprises	05/21/15	05/21/15	Jun-15	5,000	5,500	4,750	5,575	825			75				
A	Ron Hunter Electric	N	Ron Hunter Electric	05/19/17	05/19/17	Dec-17	20,000	28,600	19,201	30,025	10,824			1,425				
A	Rosa Property Services	N	Rosa Property Services	11/16/18	11/16/18	Mar-19	5,000	7,100	4,750	7,100	2,350							
A	Rowenvironmental	Y	Rowenvironmental	02/11/20	02/11/20	Mar-20	20,000	27,800	19,400	21,278	1,878		6,522					
A	Rox Construction	N	Rox Construction	01/11/17	01/11/17	Mar-17	50,000	70,000	50,000	70,000	20,000							
A	Royale Hospitality	N	Royale Hospitality	04/16/19	04/16/19	Nov-19	50,000	71,000	48,500	71,000	22,500							
A	RRV Trucking	N	RRV Trucking	06/04/19	06/04/19	Nov-19	7,500	10,425	7,500	11,925	4,425			1,500				
A	RST Inc	N	RST Inc	11/25/19	11/25/19	Mar-20	30,000	41,700	29,100	41,700	12,600							
A	RSVP Fence	Y	RSVP Fence	03/06/20	03/06/20	Jun-20	7,000	9,660	6,720	9,660	2,940				1,518			
A	Ruddell Home	N	Ruddell Home	11/06/19	11/06/19	Mar-20	60,000	82,200	60,000	82,200	22,200							
A	Runnin L Farms	N	Runnin L Farms	02/28/19	02/28/19	Jun-19	75,000	103,500	72,750	104,000	31,250			500				
A	Russian Dacha Cafe	N	Russian Dacha Cafe	09/13/19	09/13/19	Jan-20	12,500	17,375	12,125	17,375	5,250							
A	S and K Holiday Lighting	Y	William P Spahn (S and K Holiday Lighting)	02/25/20	02/25/20	Jul-20	10,000	13,900	9,600	13,900	4,300				4,587			
A	S and S Builders	N	S and S Builders	06/18/19	06/18/19	Nov-19	17,500	24,325	16,975	24,550	7,575			225				
A	S and S Thai Kitchen	Y	S and S Thai Kitchen	01/22/20	01/22/20	Jul-20	10,000	13,900	9,700	14,425	4,725			525	4,813			
A	S and S Towing	N	S and S Towing	11/05/19	11/05/19	Feb-20	20,000	24,800	19,965	25,175	5,210			375				
A	S&S Pallets	N	S&S Pallets	01/05/17	01/05/17	Mar-17	25,000	35,000	23,951	35,825	11,874			825				
A	S2M Solutions	N	S2M Solutions	08/10/18	08/10/18	Sep-18	60,000	83,400	59,001	83,400	24,399							
A	Saaki 2 LLC	Y	Saaki 2 LLC	02/07/20	02/07/20	May-20	35,000	43,750	34,965	43,825	8,860			75				
A	Sabra Tech Ltd	Y	Sabra Tech Ltd	02/11/20	02/11/20	Jul-20	20,000	27,800	19,400	27,800	8,400				6,394			
A	Sacred Hoops And Hardwood	N	Sacred Hoops And Hardwood	06/01/17	06/01/17	Oct-17	100,000	143,000	98,132	143,000	44,868							
A	Salon Do	N	Salon Do	12/05/17	12/05/17	Apr-18	5,000	7,250	4,400	7,250	2,850							
A	Salter Marine (Elwood Salter)	N	Salter Marine (Elwood Salter)	11/04/16	11/04/16	Mar-17	7,500	10,650	7,250	10,650	3,400							
A	Sandstrom Associates	N	Sandstrom Associates	04/27/15	04/27/15	Jan-16	80,000	112,000	78,432	115,600	37,168			3,600				
A	Saratoga Siding Specialists	N	Saratoga Siding Specialists	01/25/18	01/25/18	Jun-18	7,500	10,950	6,875	10,950	4,075							
A	Satori Credit Solutions	N	Satori Credit Solutions	12/31/18	12/31/18	Jul-19	15,000	20,250	14,250	20,250	6,000							
A	Savassi Transport Corp	N	Savassi Transport Corp	03/20/17	03/20/17	Jul-17	5,000	7,000	4,650	7,000	2,350							
A	Scaff Tech	N	Scaff Tech	09/25/19	09/25/19	Jun-20	175,000	246,750	169,750	247,275	77,525			525	23,830			
A	Schumacher Masonry	Y	Schumacher Masonry	02/20/20	02/20/20	Jul-20	15,000	17,850	14,965	17,950	2,985			100	4,800			
A	Seba MultiVentures	N	Seba MultiVentures	01/24/18	01/24/18	Dec-18	150,000	220,500	146,332	221,400	75,068			900				
A	Serenity Tax and Bookkeeping Services	N	Serenity Tax and Bookkeeping Services	06/26/19	06/26/19	Nov-19	20,000	27,800	19,400	28,100	8,700			300				

Securities and Exchange Commission, Plaintiff,
v.
Complete Business Solutions Group, Inc. d/b/a Par Funding et. al., Defendants.
CASE NO. 9:20-cv-81205
UNITED STATES DISTRICT COURT
SOUTHERN DISTRICT OF FLORIDA

Category A - Detail of CBSG MCA Suites Activity for the period from 2012 through July 27, 2020

Source: See footnotes

MCA Category (Note 1)	Merchant Grouping (Note 11)	Funded After 01/01/20	Merchant Name (Note 8)	First Funding Date (Note 12)	Last Funding Date (Note 12)	Month of Last Payment (Note 13)	Total Advances and Repayments per MCA Suites		Cash Advances and Repayments per MCA Suites			Transactional Data per MCA Suites				A/R Balance (Note 10)		
							A	B	C	D	E = D-C	F	G	H	I	J	K	L = J+K
							Advance Amount (Note 4)	Payback (Note 5)	Net Cash Advanced (Note 6)	Total Cash Repayments (Note 7)	Net Cash Surplus (Deficit)	Total Reload (Note 9)	Total Write-off (Note 8)	Total Fee (Note 8)	Total Collections 06/2020-07/27/2020 (Note 7)	Active A/R	Default A/R	Total A/R
A	Seven Hills Food Mart	N	Seven Hills Food Mart	10/10/19	10/10/19	Jan-20	20,000	24,800	19,400	24,800	5,400					-	-	-
A	Sew Little Time	N	Sew Little Time	03/20/13	03/20/13	Sep-13	20,000	28,000	20,000	28,000	8,000					-	-	-
A	Sez Aerospace USA	N	Sez Aerospace USA	08/23/19	08/23/19	Dec-19	7,500	10,425	7,250	10,725	3,475			300		-	-	-
A	Shabanton Meat and Seafood	Y	Shabanton Meat and Seafood	05/12/20	05/12/20	Jul-20	15,000	21,750	14,250	21,750	7,500				18,216	-	-	-
A	Shamrock Property Management	N	Shamrock Property Management	11/02/18	11/02/18	Aug-19	20,000	26,000	18,402	26,300	7,898			300		-	-	-
A	Share Ride Transportation	N	Share Ride Transportation	04/19/16	04/19/16	Aug-16	3,000	3,900	3,000	9,725	6,725			5,825		-	-	-
A	Sharma Enterprises	Y	Sharma Enterprises	04/30/20	04/30/20	Jul-20	10,000	14,000	9,500	14,000	4,500				10,733	-	-	-
A	She Companies	Y	She Companies	02/19/20	02/19/20	Jun-20	12,000	16,920	11,520	17,145	5,625			225	2,190	-	-	-
A	Shelz	N	Shelz	08/17/17	08/17/17	Jan-20	20,000	29,400	19,450	29,156	9,706		444	200		-	-	-
A	Sheraro Trucking	Y	Sheraro Trucking	03/04/20	03/04/20	Jun-20	8,000	11,040	7,680	10,250	2,570		1,090	300	3,100	-	-	-
A	Sheri Bryce Dye	N	Sheri Bryce Dye	07/06/18	07/06/18	Dec-18	15,000	21,600	14,450	21,600	7,150					-	-	-
A	Shine Bright Cleaning Services	N	Shine Bright Cleaning Services	06/28/18	06/28/18	Nov-18	6,000	8,760	5,450	10,635	5,185			1,875		-	-	-
A	Shooz On 7	N	Shooz On 7	03/21/17	03/21/17	May-17	7,000	10,150	6,650	10,150	3,500					-	-	-
A	Shuttle Aerospace	Y	Shuttle Aerospace	03/09/20	03/09/20	Jun-20	25,000	29,750	24,965	29,750	4,785				6,375	-	-	-
A	Signature Technologies of Asheville	N	Signature Technologies of Asheville	08/06/18	08/06/18	Jan-19	6,000	8,220	5,450	8,595	3,145					-	-	-
A	Signs And Ship	N	Signs And Ship	05/20/16	05/20/16	Aug-16	22,000	31,900	21,201	32,200	10,999			375	300	-	-	-
A	Silkwood Wines	N	Silkwood Wines	12/20/19	12/20/19	May-20	5,000	7,050	4,850	7,315	2,465		410	675		-	-	-
A	Silver City	N	Silver City	10/04/18	10/04/18	Jul-19	175,000	239,750	169,750	240,500	70,750			750		-	-	-
A	Silverstone Construction	N	Silverstone Construction	11/10/17	11/10/17	Apr-18	60,000	82,800	57,832	82,800	24,968					-	-	-
A	Singer Financial	N	Singer Financial	11/06/12	11/06/12	Feb-13	40,000	53,000	40,000	53,000	13,000					-	-	-
A	SJ Pierce	Y	SJ Pierce	02/25/20	02/25/20	Feb-20	10,000	13,900	9,600	9,600	-			(4,300)		-	-	-
A	SKNCJ Enterprises	Y	SKNCJ Enterprises	01/14/20	01/14/20	May-20	12,000	16,680	11,640	16,680	5,040					-	-	-
A	Sky Communications	N	Sky Communications	06/05/17	06/05/17	Oct-17	30,000	43,500	28,901	43,500	14,599					-	-	-
A	Skybox Tickets	N	Skybox Tickets	05/16/19	05/16/19	Nov-19	30,000	41,700	29,100	41,700	12,600					-	-	-
A	Skyward Solutions	N	Skyward Solutions	08/14/15	08/14/15	Jan-16	15,000	20,985	13,832	21,585	7,753			600		-	-	-
A	Skyway Custom Transport	N	Skyway Custom Transport	10/31/19	10/31/19	May-20	20,000	27,800	19,400	28,625	9,225			825		-	-	-
A	Slingerland Electric	N	Slingerland Electric	06/05/19	06/05/19	Nov-19	20,000	27,800	14,204	28,550	14,346			750		-	-	-
A	Slopoke Trucking	N	Slopoke Trucking	10/21/19	10/21/19	Apr-20	2,500	3,800	2,375	4,550	2,175			750		-	-	-
A	Smartway Service	N	Smartway Service	06/11/19	06/11/19	Dec-19	20,000	27,800	19,400	27,875	8,475			75		-	-	-
A	Smiley Manor	N	Smiley Manor	08/24/16	08/24/16	Nov-16	20,000	28,000	18,832	28,075	9,243			75		-	-	-
A	Smittys Core Supply	Y	Smittys Core Supply	03/10/20	03/10/20	Jul-20	20,000	27,800	19,200	27,950	8,750			150	8,838	-	-	-
A	SMS Enterprises	N	SMS Enterprises	03/27/18	03/27/18	Aug-18	100,000	140,000	98,501	140,000	41,499					-	-	-
A	Smtvys LLC	N	Smtvys LLC	04/29/19	04/29/19	Aug-19	10,000	12,900	9,965	12,900	2,935					-	-	-
A	SOAH LLC	N	SOAH LLC	08/27/19	08/27/19	Jan-20	5,000	6,750	4,850	8,175	3,325			1,425		-	-	-
A	Sobo Animal Wellness	N	Sobo Animal Wellness	10/11/13	10/11/13	Dec-13	7,000	9,800	5,501	10,250	4,749			450		-	-	-
A	Social Wifi	N	Social Wifi	09/01/16	09/01/16	Mar-17	10,000	14,000	9,601	14,000	4,399					-	-	-
A	Sola 5 Inc	N	Sola 5 Inc	03/09/16	03/09/16	Jun-16	10,000	14,000	9,705	14,000	4,295					-	-	-
A	Solve Innovation Group	N	Solve Innovation Group	10/04/19	10/04/19	Apr-20	15,000	20,850	14,640	23,025	8,385			2,175		-	-	-
A	Some Things Fishy Catering	N	Some Things Fishy Catering	08/30/18	08/30/18	Feb-19	8,000	11,440	7,450	11,965	4,515			525		-	-	-
A	Sonadini Bulk Trade	N	Sonadini Bulk Trade	11/05/19	11/05/19	Jun-20	15,000	17,700	14,965	15,060	95		3,040	400	5,800	-	-	-
A	Songsys Roofing and Contractors	Y	Songsys Roofing and Contractors	01/21/20	01/21/20	May-20	15,000	20,850	14,550	21,375	6,825			525		-	-	-
A	Sophia Aslanis RD	N	Sophia Aslanis RD	10/23/14	10/23/14	Jan-15	20,000	28,000	19,480	28,000	8,520					-	-	-
A	South Texas Automotive Repair	N	South Texas Automotive Repair	01/24/18	01/24/18	Mar-18	7,000	10,080	6,380	10,080	3,700					-	-	-
A	Southeastern Roofing and Restoration	N	Southeastern Roofing and Restoration	12/23/19	12/23/19	May-20	7,000	9,730	6,790	10,330	3,540			600		-	-	-
A	Southern Florida Home Care	N	Southern Florida Home Care	03/20/18	03/20/18	Oct-18	6,000	8,700	5,450	9,000	3,550			300		-	-	-
A	Southern Petroleum Resources	Y	Southern Petroleum Resources	03/19/20	03/19/20	Jul-20	40,000	54,800	38,000	54,875	16,875			75	21,310	-	-	-
A	Southern Pines Academy	Y	Southern Pines Academy	05/19/20	05/19/20	Jun-20	8,000	11,600	7,600	11,600	4,000				10,569	-	-	-

Securities and Exchange Commission, Plaintiff,
v.
Complete Business Solutions Group, Inc. d/b/a Par Funding et. al., Defendants.
CASE NO. 9:20-cv-81205
UNITED STATES DISTRICT COURT
SOUTHERN DISTRICT OF FLORIDA

Category A - Detail of CBSG MCA Suites Activity for the period from 2012 through July 27, 2020

Source: See footnotes

MCA Category (Note 1)	Merchant Grouping (Note 11)	Funded After 01/01/20	Merchant Name (Note 8)	First Funding Date (Note 12)	Last Funding Date (Note 12)	Month of Last Payment (Note 13)	Total Advances and Repayments per MCA Suites		Cash Advances and Repayments per MCA Suites			Transactional Data per MCA Suites				A/R Balance (Note 10)			
							A	B	C	D	E = D-C	F	G	H	I	J	K	L = J+K	
							Advance Amount (Note 4)	Payback (Note 5)	Net Cash Advanced (Note 6)	Total Cash Repayments (Note 7)	Net Cash Surplus (Deficit)	Total Reload (Note 9)	Total Write-off (Note 8)	Total Fee (Note 8)	Total Collections 06/2020-07/27/2020 (Note 7)	Active A/R	Default A/R	Total A/R	
A	Southport Discount Appliance	N	Southport Discount Appliance	11/28/17	11/28/17	Apr-18	10,000	14,400	9,450	14,925	5,475			525			-		-
A	Sparta Luxe	N	Sparta Luxe	12/05/19	12/05/19	Apr-20	8,000	11,120	7,760	11,120	3,360						-		-
A	Spartana Websites (Occasions Event Rental)	N	Spartana Websites (Occasions Event Rental)	04/16/19	04/16/19	Sep-19	17,000	23,120	16,680	23,120	6,440						-		-
A	Spectra Development	N	Spectra Development	10/04/16	10/04/16	Apr-17	50,000	71,000	49,005	71,075	22,070			75			-		-
A	Spectrum Kids	N	Spectrum Kids	06/28/19	06/28/19	Jul-20	10,000	13,900	9,700	12,934	3,234		1,266	300	3,700		-		-
A	Sports and More	N	Sports and More	05/16/13	05/16/13	Sep-13	15,000	21,600	15,000	21,825	6,825			225			-		-
A	Spread Your Wings	N	Spread Your Wings	10/05/18	10/05/18	Jan-19	90,000	128,700	88,200	128,775	40,575			75			-		-
A	SRQ Towers and Construction Services	N	SRQ Towers and Construction Services	09/20/18	09/20/18	Feb-19	15,000	21,000	14,700	21,000	6,300						-		-
A	Stance Properties	N	Stance Properties	05/10/19	05/10/19	Oct-19	12,000	17,040	11,640	17,040	5,400						-		-
A	Star Crossed Artist Group	Y	Star Crossed Artist Group	02/12/20	02/12/20	May-20	50,000	59,500	49,965	59,500	9,535						-		-
A	Star One Realty	N	Star One Realty	09/27/19	09/27/19	Jan-20	10,000	14,000	9,700	14,225	4,525			225			-		-
A	Star Services Management	N	Star Services Management	08/19/19	08/19/19	Jan-20	50,000	69,500	48,500	69,700	21,200			200			-		-
A	Station One Preschool	N	Station One Preschool	05/13/19	05/13/19	Sep-19	13,000	16,770	12,965	17,295	4,330			525			-		-
A	Status Jet	N	Status Jet	10/12/18	10/12/18	Feb-19	100,000	134,000	97,000	134,000	37,000						-		-
A	Steadfast Home Companion Services	N	Steadfast Home Companion Services	10/23/19	10/23/19	Jan-20	30,000	37,200	29,965	37,200	7,235						-		-
A	Stellar Construction LLC	Y	Stellar Construction LLC	05/28/20	05/28/20	Jun-20	8,000	11,600	7,600	11,600	4,000				11,342		-		-
A	Sti Transportation	N	Sti Transportation	05/19/17	05/19/17	May-18	125,000	183,750	123,832	186,425	62,593			2,675			-		-
A	Sites Grocery and Catering Inc	Y	Sites Grocery and Catering Inc	01/17/20	01/17/20	Jul-20	60,000	80,400	58,200	80,400	22,200					18,090		-	-
A	Stonewood Homes	Y	Stonewood Homes	02/26/20	02/26/20	Jul-20	35,000	48,650	33,600	50,550	16,950			1,900	20,054		-		-
A	Stonybrook Realty NJ	Y	Stonybrook Realty NJ	01/24/20	01/24/20	Jul-20	25,000	31,000	24,965	31,150	6,185			150	8,550		-		-
A	Stratcon Contracting Corp	Y	Stratcon Contracting Corp	02/25/20	02/25/20	Jun-20	80,000	95,200	79,965	95,200	15,235				12,693		-		-
A	Strategic Staffing	N	Strategic Staffing	09/20/18	09/20/18	Jan-19	25,000	36,250	24,500	36,250	11,750						-		-
A	Successful Living	N	Successful Living	12/27/18	12/27/18	Jul-19	60,000	82,800	58,200	83,100	24,900			300			-		-
A	Sudds Inc	Y	Sudds Inc	03/05/20	03/05/20	May-20	8,000	11,120	7,680	8,103	423		3,317	300			-		-
A	Summerland Dental	N	Summerland Dental	12/17/19	12/17/19	Apr-20	35,000	48,650	33,950	47,191	13,241		1,460				-		-
A	Suncoast Construction Solutions	Y	Suncoast Construction Solutions	03/18/20	03/18/20	May-20	15,000	20,850	14,250	20,850	6,600						-		-
A	Sunrise Intracoastal Dental Center	N	Sunrise Intracoastal Dental Center	12/07/15	12/07/15	Feb-17	15,000	21,000	14,032	26,675	12,643			5,675			-		-
A	Superior Logistics Ohio	N	Superior Logistics Ohio	09/12/19	09/12/19	Sep-19	4,312	6,037	4,183	31,050	26,867			25,012			-		-
A	Superior Mechanic Corp	N	Superior Mechanic Corp	02/16/18	02/16/18	Mar-18	125,000	178,750	122,832	178,750	55,918						-		-
A	Surface Source USA	N	Surface Source USA	11/03/15	11/03/15	Feb-16	100,000	140,000	98,132	140,000	41,868						-		-
A	Synrg LLC	Y	Synrg LLC	02/03/20	02/03/20	Apr-20	12,000	16,680	11,640	16,083	4,443		672	75			-		-
A	T and K Market	N	T and K Market	02/23/17	02/23/17	Oct-17	6,000	8,400	5,650	9,925	4,275			1,525			-		-
A	Takat Gems USA	N	Takat Gems USA	05/17/19	05/17/19	Dec-19	250,000	317,500	247,500	319,000	71,500			1,500			-		-
A	Talon Photography	Y	Talon Photography	01/08/20	01/08/20	Jun-20	11,500	14,260	11,465	14,635	3,170			375	1,486		-		-
A	Tampa Christian Network	N	Tampa Christian Network	12/10/19	12/10/19	May-20	7,000	9,590	6,790	9,590	2,800						-		-
A	Tap Enterprises	N	Tap Enterprises	07/17/17	07/17/17	Nov-17	25,000	35,000	24,201	35,975	11,774			975			-		-
A	TC and B Corporate Wearables	N	TC and B Corporate Wearables	10/25/19	10/25/19	Apr-20	300,000	387,000	297,000	330,655	33,655		56,645	300			-		-
A	Tea Bar And Organic	N	Tea Bar And Organic	10/11/17	10/11/17	May-18	35,000	48,300	33,532	48,450	14,918			150			-		-
A	Tender Heart Quality Care Services	N	Tender Heart Quality Care Services	03/07/19	03/07/19	Aug-19	15,000	18,750	14,550	18,750	4,200		400	400			-		-
A	Tennessee Everything	Y	Tennessee Everything	01/23/20	01/23/20	Jun-20	20,000	27,800	19,400	28,100	8,700			300	5,026		-		-
A	Tennis Star Academy	N	Tennis Star Academy	06/22/17	06/22/17	Dec-17	15,000	21,600	14,500	21,975	7,475			375			-		-
A	Tennison Transport	N	Tennison Transport	11/27/19	11/27/19	Feb-20	5,000	7,200	4,850	7,200	2,350						-		-

Securities and Exchange Commission, Plaintiff,
v.
Complete Business Solutions Group, Inc. d/b/a Par Funding et. al., Defendants.
CASE NO. 9:20-cv-81205
UNITED STATES DISTRICT COURT
SOUTHERN DISTRICT OF FLORIDA

Category A - Detail of CBSG MCA Suites Activity for the period from 2012 through July 27, 2020

Source: See footnotes

MCA Category (Note 1)	Merchant Grouping (Note 11)	Funded After 01/01/20	Merchant Name (Note 8)	First Funding Date (Note 12)	Last Funding Date (Note 12)	Month of Last Payment (Note 13)	Total Advances and Repayments per MCA Suites		Cash Advances and Repayments per MCA Suites			Transactional Data per MCA Suites				A/R Balance (Note 10)			
							A	B	C	D	E = D-C	F	G	H	I	J	K	L = J+K	
							Advance Amount (Note 4)	Payback (Note 5)	Net Cash Advanced (Note 6)	Total Cash Repayments (Note 7)	Net Cash Surplus (Deficit)	Total Reload (Note 9)	Total Write-off (Note 8)	Total Fee (Note 8)	Total Collections 06/2020-07/27/2020 (Note 7)	Active A/R	Default A/R	Total A/R	
A	Terranova Landscapes	N	Terranova Landscapes	05/10/16	05/10/16	Oct-16	50,000	72,500	48,832	72,500	23,668								
A	Texas Wholesale Plumbing	N	Texas Wholesale Plumbing	05/14/18	05/14/18	Sep-18	7,500	10,875	6,950	10,875	3,925								
A	The AC Ductologist	N	The AC Ductologist	12/12/19	12/12/19	Jun-20	13,950	18,833	12,950	16,314	3,363		3,819	1,300	3,800				
A	The Almost Home Group	Y	The Almost Home Group	02/21/20	02/21/20	May-20	40,000	47,600	39,965	47,600	7,635								
A	The Bedroom Store	N	The Bedroom Store	09/16/19	09/16/19	Nov-19	5,000	7,100	4,850	7,175	2,325			75					
A	The Cooke Company	N	The Cooke Company	11/21/13	11/21/13	Mar-14	15,000	21,600	14,306	22,275	7,969			675					
A	The Daily Drum	N	The Daily Drum	11/16/17	11/16/17	May-18	15,000	19,950	14,700	19,950	5,250								
A	The Discovery House	N	The Discovery House	12/07/18	12/07/18	Apr-19	230,000	317,400	223,100	317,400	94,300								
A	The Grrri Project (Grrri Live)	N	The Grrri Project (Grrri Live)	08/01/19	08/01/19	Jan-20	8,000	11,200	7,760	11,425	3,665			225					
A	The Independence Group	Y	The Independence Group	03/03/20	03/03/20	Jul-20	25,000	34,750	24,000	34,975	10,975			225	13,375				
A	The K Corporation	Y	The K Corporation	03/19/20	03/19/20	Jun-20	7,000	9,730	6,510	9,805	3,295			75	2,994				
A	The Key to Learning	Y	The Key to Learning	02/07/20	02/07/20	Jun-20	50,000	69,500	48,500	69,500	21,000				45,186				
A	The Right Shoe	N	The Right Shoe	01/04/17	01/04/17	Jun-17	5,000	7,000	5,000	7,000	2,000								
A	The Vanity Group	Y	The Vanity Group	01/22/20	01/22/20	Jul-20	40,000	55,600	38,800	55,675	16,875			75	26,878				
A	This and That Marketplace	N	This and That Marketplace	01/08/18	01/08/18	Aug-19	4,000	5,880	3,750	6,705	2,955			825					
A	Thomas Kinkade Galleries of East Tennessee	N	Thomas Kinkade Galleries of East Tennessee	11/14/19	11/14/19	May-20	60,000	83,400	58,200	75,160	16,960		8,540	300					
A	Thumb Wrestling Legends	Y	Thumb Wrestling Legends	01/31/20	01/31/20	Jul-20	7,000	10,150	6,790	9,620	2,830		830	300	5,650				
A	Thyme Management	N	Thyme Management	08/05/19	08/05/19	Nov-19	3,000	4,170	2,910	4,170	1,260								
A	Tiffany's Cafe	N	Tiffany's Cafe	09/14/16	09/14/16	Mar-17	7,500	10,800	7,201	10,950	3,749			150					
A	Timberworks Display Services	N	Timberworks Display Services	06/29/17	06/29/17	Jan-18	10,000	14,300	9,550	15,900	6,350			1,600					
A	Time Zone Group	N	Time Zone Group	06/04/18	06/04/18	Jul-18	15,550	21,459	15,000	21,459	6,459								
A	Tip32 Sauce and Tip	Y	Tip32 Sauce and Tip	05/27/20	05/27/20	Jun-20	4,000	5,800	3,800	3,890	90		2,385	475	3,673				
A	Todd Jobs	Y	Todd Jobs	02/21/20	02/21/20	Jun-20	10,000	11,900	9,965	10,825	860		1,075		5,475				
A	Tom Kopsch and Associates	Y	Tom Kopsch and Associates	01/08/20	01/08/20	Jun-20	20,000	27,800	7,270	27,800	20,530				278				
A	Tony and Joes Landscaping	Y	Tony and Joes Landscaping (Antonio Galantuomo)	03/13/20	03/13/20	Jun-20	10,000	13,900	9,600	13,900	4,300				4,518				
A	Top Tint of Savannah	Y	Top Tint of Savannah	03/30/20	03/30/20	Jul-20	7,000	9,730	6,510	9,730	3,220				4,378				
A	Top Wands	N	Top Wands	06/07/18	06/07/18	Dec-18	10,000	14,400	9,450	14,550	5,100			150					
A	Topless Tacos and More	N	Topless Tacos and More	07/13/18	07/13/18	Jan-19	8,000	11,440	7,450	11,815	4,365			375					
A	Torneau Bleu	N	Torneau Bleu	12/07/15	12/07/15	Jan-19	35,000	45,500	34,800	46,500	11,700			1,000					
A	Torro Auto Brokers	N	Torro Auto Brokers	08/23/18	08/23/18	Jan-19	15,000	21,600	14,450	21,600	7,150								
A	Total Environmental	N	Total Environmental	11/04/16	11/04/16	Mar-17	20,000	26,000	19,001	26,975	7,974			975					
A	Touch Of The Carpenter	N	Touch Of The Carpenter	04/19/18	04/19/18	Jan-19	5,000	7,250	4,650	8,525	3,875			1,275					
A	Trademark Tile and Construction	Y	Trademark Tile and Construction	02/18/20	02/18/20	Jun-20	7,000	9,730	6,720	10,030	3,310			300	1,218				
A	Traitoria Pasta Grotto	N	Traitoria Pasta Grotto	06/08/15	06/08/15	Jul-15	15,000	21,450	14,401	21,450	7,049								
A	Tri Com Inc	N	Tri Com Inc	07/10/19	07/10/19	Oct-19	25,000	31,000	24,965	31,000	6,035								
A	Tri County Consolidated	N	Tri County Consolidated	12/12/13	12/12/13	Aug-14	12,000	16,800	11,459	17,175	5,716			375					
A	Tri State Pulmonary Medical Practice	Y	Tri State Pulmonary Medical Practice	02/13/20	02/13/20	May-20	7,000	9,940	6,720	9,940	3,220								
A	Triage Now	N	Triage Now	08/29/18	08/29/18	Mar-19	35,000	36,400	35,000	51,050	16,050			14,650					
A	Trinity Design and Construction	Y	Trinity Design and Construction	02/03/20	02/03/20	May-20	12,000	16,680	11,640	16,680	5,040								
A	Trinity Hotel and Restaurant	N	Trinity Hotel and Restaurant	08/26/19	08/26/19	Sep-19	50,000	60,500	49,965	60,500	10,535								
A	Triple R Logging	N	Triple R Logging	01/08/18	01/08/18	May-18	12,500	18,000	11,825	18,000	6,175								
A	Triple Restauration	N	Triple Restauration	11/01/18	11/01/18	Feb-19	1,940	2,716	1,940	3,016	1,076			300					

Securities and Exchange Commission, Plaintiff,
v.
Complete Business Solutions Group, Inc. d/b/a Par Funding et. al., Defendants.
CASE NO. 9:20-cv-81205
UNITED STATES DISTRICT COURT
SOUTHERN DISTRICT OF FLORIDA

Category A - Detail of CBSG MCA Suites Activity for the period from 2012 through July 27, 2020

Source: See footnotes

MCA Category (Note 1)	Merchant Grouping (Note 11)	Funded After 01/01/20	Merchant Name (Note 8)	First Funding Date (Note 12)	Last Funding Date (Note 12)	Month of Last Payment (Note 13)	Total Advances and Repayments per MCA Suites		Cash Advances and Repayments per MCA Suites			Transactional Data per MCA Suites				A/R Balance (Note 10)			
							A	B	C	D	E = D-C	F	G	H	I	J	K	L = J+K	
							Advance Amount (Note 4)	Payback (Note 5)	Net Cash Advanced (Note 6)	Total Cash Repayments (Note 7)	Net Cash Surplus (Deficit)	Total Reload (Note 9)	Total Write-off (Note 8)	Total Fee (Note 8)	Total Collections 06/2020-07/27/2020 (Note 7)	Active A/R	Default A/R	Total A/R	
A	Tru Blue Security	Y	Tru Blue Security	01/30/20	01/30/20	May-20	40,000	55,600	38,800	55,600	16,800								
A	True Beauty Trading	Y	True Beauty Trading	02/26/20	02/26/20	May-20	20,000	23,800	19,965	23,800	3,835								
A	Turf Technologies	N	Turf Technologies	12/17/18	12/17/18	Sep-19	150,000	214,500	142,500	214,500	72,000								
A	Turner Communications	Y	Turner Communications	02/21/20	02/21/20	Jul-20	15,000	20,850	14,400	21,150	6,750			300	5,860				
A	Tustin Smoke Shop	N	Tustin Smoke Shop	01/24/18	01/24/18	May-18	10,000	14,400	9,650	14,400	4,750								
A	TWT Express	N	TWT Express	11/08/19	11/08/19	Feb-20	12,000	14,880	11,965	14,880	2,915								
A	Tycoon Marine	N	Tycoon Marine	08/14/19	08/14/19	May-20	150,000	208,500	145,500	209,100	63,600			600					
A	Tyrer Dentistry	N	Tyrer Dentistry	05/05/16	05/05/16	Feb-17	150,000	196,500	140,932	196,500	55,568								
A	Ultrasonic Scanning Services	N	Ultrasonic Scanning Services	03/01/19	03/01/19	Jul-19	20,000	25,400	19,400	25,500	6,100								
A	UNCUT LLC	N	UNCUT LLC	09/18/19	09/18/19	Jan-20	60,000	81,000	59,000	75,240	16,240		5,760		100				
A	United Foods	N	United Foods	10/16/19	10/16/19	Jan-20	25,000	36,250	22,000	36,550	14,550				300				
A	United Roadside and Towing Service LLC	Y	United Roadside and Towing Service LLC	03/25/20	03/25/20	Jul-20	5,000	6,950	4,650	6,950	2,300					3,814			
A	Unlimited Recycling Resources	N	Unlimited Recycling Resources	10/31/19	10/31/19	Feb-20	50,000	66,500	50,000	66,800	16,800				300				
A	Uno Pizzeria and Italian Kitchen	N	Uno Pizzeria and Italian Kitchen	10/05/17	10/05/17	Nov-17	6,500	9,230	5,950	9,230	3,280								
A	Uproar Leadership Academy	Y	Uproar Leadership Academy	01/24/20	01/24/20	May-20	20,000	27,800	19,400	27,800	8,400								
A	Urban Garden Center	N	Urban Garden Center	03/08/19	03/08/19	Jul-19	50,000	59,500	48,500	59,500	11,000								
A	Urbani Construction	N	Urbani Construction	11/16/18	11/16/18	Mar-19	15,000	23,600	14,451	23,600	9,149								
A	Us Air Heating and Cooling	N	Us Air Heating and Cooling	06/10/16	06/10/16	Dec-16	25,000	35,000	24,501	35,000	10,499								
A	US Restoration	N	US Restoration	02/02/18	02/02/18	Aug-18	50,000	72,500	47,332	75,425	28,093				2,925				
A	Valente Law Group	Y	Valente Law Group	03/16/20	03/16/20	Jul-20	20,000	27,800	19,200	27,800	8,600					11,120			
A	Valley Towing and Recovery Service	N	Valley Towing and Recovery Service	09/24/19	09/24/19	Jan-20	4,500	6,165	4,365	4,994	629		2,372		1,200				
A	Vardaros Artist Management	N	Vardaros Artist Management	06/21/17	06/21/17	Oct-17	5,000	7,000	4,850	7,000	2,150								
A	Vegan Commissary	N	Vegan Commissary	07/27/17	07/27/17	Mar-18	8,000	11,280	7,570	11,955	4,385				675				
A	Vero USA Corp	Y	Vero USA Corp	01/02/20	01/02/20	May-20	30,000	37,200	29,965	37,775	7,810				575				
A	VetBiotech Inc	Y	VetBiotech Inc	02/03/20	02/03/20	Feb-20	18,631	25,897	16,131	20,867	4,736		5,180		150				
A	Vie Home Services	N	Vie Home Services	12/19/19	12/19/19	May-20	20,000	27,800	19,400	28,600	9,200				800				
A	VIM Companies	N	VIM Companies	10/10/18	10/10/18	Apr-19	25,000	35,500	24,250	35,725	11,475				225				
A	Vision Home Builders	Y	Vision Home Builders	02/26/20	02/26/20	Mar-20	16,618	22,932	10,618	22,932	12,315								
A	Vista Imaging Group	N	Vista Imaging Group	07/18/19	07/18/19	Jan-20	60,000	83,400	58,200	83,775	25,575				375				
A	Vital Realty	N	Vital Realty	11/07/19	11/07/19	Feb-20	20,000	23,600	19,965	23,600	3,635								
A	VO Marketing	N	VO Marketing	05/02/14	05/02/14	Sep-14	9,000	12,690	8,130	12,690	4,560								
A	Volt Electrical Systems	N	Volt Electrical Systems	12/31/15	12/31/15	Jun-16	200,000	280,000	198,128	285,375	87,247				5,375				
A	VU Transport	N	VU Transport	10/02/18	10/02/18	Jan-19	10,000	14,400	9,800	14,400	4,600								
A	W and W Transportation	Y	W and W Transportation	02/21/20	02/21/20	May-20	12,000	14,280	11,965	14,280	2,315								
A	W Design Services	Y	W Design Services	04/02/20	04/02/20	Jul-20	8,000	11,120	7,440	11,120	3,680					4,607			
A	Waders.com	Y	The Life Luxe Group	03/13/20	03/13/20	Jun-20	10,000	11,900	9,965	11,900	1,935					992			
A	Wall Sections	N	Wall Sections	08/08/19	08/08/19	Jan-20	30,000	41,700	29,100	41,875	12,775				175				
A	Wardaddy Aviation	N	Wardaddy Aviation	10/30/19	10/30/19	Mar-20	60,000	83,400	58,200	83,475	25,275				75				
A	Warming Trends	Y	Warming Trends	02/04/20	02/04/20	Jun-20	15,000	18,300	14,965	17,450	2,485			850		3,600			
A	Waymans Furniture	N	Waymans Furniture	09/08/17	09/08/17	Mar-18	35,000	49,700	33,532	49,700	16,168								
A	WCCOM Inc	N	WCCOM Inc	08/07/19	08/07/19	Jan-20	10,000	13,900	9,700	13,900	4,200								
A	Weaver W. Martin Live Haul	N	Weaver W. Martin Live Haul	06/15/17	06/15/17	Nov-17	15,000	21,000	14,650	21,000	6,350								
A	Weems Insurance Agency	N	Weems Insurance Agency	07/19/16	07/19/16	Sep-16	15,000	21,300	14,501	21,300	6,799								
A	West Coast Innovations	N	West Coast Innovations	09/04/19	09/04/19	Dec-19	30,000	37,200	29,965	37,200	7,235								
A	Weststar	N	Weststar	09/16/16	09/16/16	Dec-16	30,000	43,500	29,201	44,175	14,974				675				
A	Exploration Company	N	Exploration Company	06/09/17	06/09/17	Nov-17	25,000	35,000	23,951	35,075	11,124				75				
A	Wholesale Expo	N	Wholesale Expo	06/09/17	06/09/17	Nov-17	25,000	35,000	23,951	35,075	11,124				75				

Securities and Exchange Commission, Plaintiff,
v.
Complete Business Solutions Group, Inc. d/b/a Par Funding et. al., Defendants.
CASE NO. 9:20-cv-81205
UNITED STATES DISTRICT COURT
SOUTHERN DISTRICT OF FLORIDA

Category A - Detail of CBSG MCA Suites Activity for the period from 2012 through July 27, 2020

Source: See footnotes

MCA Category (Note 1)	Merchant Grouping (Note 11)	Funded After 01/01/20	Merchant Name (Note 8)	First Funding Date (Note 12)	Last Funding Date (Note 12)	Month of Last Payment (Note 13)	Total Advances and Repayments per MCA Suites		Cash Advances and Repayments per MCA Suites			Transactional Data per MCA Suites				A/R Balance (Note 10)			
							A	B	C	D	E = D-C	F	G	H	I	J	K	L = J+K	
							Advance Amount (Note 4)	Payback (Note 5)	Net Cash Advanced (Note 6)	Total Cash Repayments (Note 7)	Net Cash Surplus (Deficit)	Total Reload (Note 9)	Total Write-off (Note 8)	Total Fee (Note 8)	Total Collections 06/2020-07/27/2020 (Note 7)	Active A/R	Default A/R	Total A/R	
A	Wild Orchid Spirits	N	Wild Orchid Spirits	12/19/18	12/19/18	Jun-19	12,000	17,040	11,400	17,190	5,790			150					
A	Wild Purveyors Enterprises	N	Wild Purveyors Enterprises	08/25/17	08/25/17	Jan-18	20,000	28,600	19,401	28,600	9,199								
A	William J Better PC	Y	William J Better PC	02/04/20	02/04/20	Apr-20	20,000	23,800	19,965	23,800	3,835								
A	WJI Distributors	N	WJI Distributors	12/12/19	12/12/19	May-20	175,000	243,250	174,965	243,250	68,285								
A	WNY Fireplace	N	WNY Fireplace	03/01/18	03/01/18	Dec-18	20,000	28,800	19,001	29,400	10,399			600					
A	Wolf Trans	N	Wolf Trans	12/16/19	12/16/19	Jun-20	15,000	20,550	14,550	19,923	5,373		1,378		750	5,625			
A	Woori Clinic	N	Woori Clinic	07/09/19	07/09/19	Jul-19	2,100	2,478	2,100	2,478	378								
A	World Class Cars	N	World Class Cars	06/18/19	06/18/19	Oct-19	20,000	27,800	19,400	27,800	8,400								
A	WTL Investors	N	WTL Investors	07/19/19	07/19/19	Dec-19	10,000	13,900	9,700	13,900	4,200								
A	Wye River Foods Products	N	Wye River Foods Products	06/13/19	06/13/19	Dec-19	23,000	31,970	22,310	31,970	9,660								
A	Xtreme Clean Of The Fox Cities	N	Xtreme Clean Of The Fox Cities	05/24/19	05/24/19	Sep-19	15,000	20,850	14,550	20,850	6,300								
A	Y Plate Imports	Y	Y Plate Imports	02/20/20	02/20/20	Jun-20	15,000	20,850	14,400	20,850	6,450					2,606			
A	Yakbuilt LLC	Y	Yakbuilt LLC	02/25/20	02/25/20	Jun-20	30,000	35,700	29,965	35,700	5,735					7,350			
A	Yasseri LLC	Y	Yasseri LLC	01/30/20	01/30/20	Jul-20	25,000	31,000	24,965	31,300	6,335			300		12,800			
A	Yellow Lab Landscaping	Y	CTD Design Concepts	02/28/20	02/28/20	Jun-20	7,000	9,730	6,720	9,730	3,010					1,946			
A	Yescas Electric	N	Yescas Electric	05/20/19	05/20/19	Jul-19	20,000	23,600	19,965	23,900	3,935			300					
A	Young Chows (Seven Star)	N	Young Chows (Seven Star)	06/04/19	06/04/19	Oct-19	10,000	13,900	9,700	13,900	4,200								
A	Youngs Heavy Hauling LLC	N	Youngs Heavy Hauling LLC	11/15/19	11/15/19	Mar-20	10,000	13,900	9,700	13,900	4,200								
A	Youth Service of The Rookies	N	Youth Service of The Rookies	04/29/19	04/29/19	Aug-19	8,000	11,360	7,760	11,360	3,600								
A	Zeller Tire	N	Zeller Tire	06/11/18	06/11/18	Sep-18	75,000	105,750	72,832	105,750	32,918								
A	Zimmers Landscaping	N	Zimmers Landscaping	07/05/17	07/05/17	Oct-17	8,000	11,600	7,650	12,225	4,575			625					
A	Znergy Inc	N	Znergy Inc	10/30/19	10/30/19	Jan-20	50,000	69,500	48,500	69,575	21,075			75					
A	Pink Event	N	Pink Event	03/20/19	03/20/19	Jul-19	10,000	13,800	10,000	13,797	3,797		303		300		(0)		(0)
A	Performance Fencing	N	Performance Fencing	08/07/19	08/07/19	Jan-20	20,000	24,800	19,965	25,604	5,639		21		825		(0)		(0)
A	Allen Kencht DC	Y	Allen Kencht DC	02/28/20	02/28/20	Jun-20	20,000	23,800	19,965	22,273	2,308		1,527			13,000		(0)	(0)
A	Isla Restaurant Group	Y	Isla Restaurant Group	02/03/20	02/03/20	Jun-20	5,000	6,950	4,850	6,089	1,239		1,461		600	4,500		(0)	(0)
A	B and B Lawn Service	N	B and B Lawn Service	01/18/17	01/18/17	Jan-19	8,000	11,760	7,750	12,188	4,438			428			(0)		(0)
A	Green Team	N	Green Team	07/24/19	07/24/19	Dec-19	5,000	6,950	4,850	6,777	1,927		398		225		(0)		(0)
A	Happy Hands Auto Spa	N	Happy Hands Auto Spa	12/21/18	12/21/18	Feb-19	4,000	5,760	3,750	6,680	2,930			920			(0)		(0)
A	Maynard Trucking	N	Maynard Trucking	11/29/19	11/29/19	Apr-20	8,000	11,200	8,000	11,590	3,590		60		450		(0)		(0)
A	Real Estate Sales and Services	N	Real Estate Sales and Services	06/05/19	06/05/19	Aug-19	5,000	6,950	4,850	7,534	2,684			584			(0)		(0)
A	Car Wrap Experts	Y	Car Wrap Experts	01/29/20	01/29/20	Jun-20	20,000	25,000	19,965	23,300	3,335		1,700			14,600		(0)	(0)
A	EMT Construction	N	EMT Construction	07/07/17	07/07/17	Dec-17	5,000	7,000	4,650	10,082	5,432			3,082			(0)		(0)
A	International Collision Center	N	International Collision Center	11/27/19	11/27/19	Mar-20	10,000	13,700	9,700	13,046	3,346			1,104		450		(0)	(0)
A	Monteagle Wrecker Service	N	Monteagle Wrecker Service	11/22/19	11/22/19	May-20	25,000	34,750	24,250	33,080	8,830		1,970		300		(0)		(0)
A	Parker Weight Loss Clinic	N	Parker Weight Loss Clinic	08/22/18	08/22/18	Jun-19	8,000	9,440	7,965	10,058	2,093			618			(0)		(0)
A	Midway Aluminum	N	Midway Aluminum	03/22/19	03/22/19	Apr-20	7,000	8,680	7,000	8,925	1,925		5		250		(0)		(0)
A	Absolute Powerstroke Diesel	N	Absolute Powerstroke Diesel	04/16/19	04/16/19	Jun-20	9,000	12,780	8,730	9,664	934		3,691		575	2,000		(0)	(0)
A	Big State Home Buyers	N	Big State Home Buyers	10/03/19	10/03/19	Jun-20	30,000	37,200	29,965	38,429	8,464		346		1,575	3,300		(0)	(0)
A	GGE and C Services	N	GGE and C Services	05/21/19	05/21/19	Jul-19	4,697	6,341	4,547	8,341	3,794			2,000			(0)		(0)
A	Greatland Home Health Services	Y	Greatland Home Health Services	04/03/20	04/03/20	Apr-20	25,000	34,750	23,750	31,328	7,578		4,122		700		(0)		(0)
A	J And A Flowers	N	J And A Flowers	05/01/18	05/01/18	Sep-18	5,000	7,350	4,850	9,667	4,817			2,317			(0)		(0)
A	Mundial Sports Network	N	Mundial Sports Network	04/29/16	04/29/16	Nov-17	150,000	210,000	148,132	214,373	66,241			4,373			(0)		(0)
A	K2 It Audit	Y	K2 It Audit	03/10/20	03/10/20	Jul-20	25,000	29,750	24,965	29,047	4,082		803		100	7,230		(0)	(0)
A	Authentic Empire Music Group	Y	Authentic Empire Music Group	01/16/20	01/16/20	Jul-20	15,000	20,850	14,550	18,287	3,737		2,913		350	7,800		(0)	(0)
A	Bane and Company Property Management	N	Bane and Company Property Management	12/05/19	12/05/19	May-20	15,000	20,850	14,550	19,071	4,521		1,879		100		(0)		(0)

Securities and Exchange Commission, Plaintiff,

v.

Complete Business Solutions Group, Inc. d/b/a Par Funding et. al., Defendants.

CASE NO. 9:20-cv-81205

UNITED STATES DISTRICT COURT

SOUTHERN DISTRICT OF FLORIDA

Category A - Detail of CBSG MCA Suites Activity for the period from 2012 through July 27, 2020

Source: See footnotes

MCA Category (Note 1)	Merchant Grouping (Note 11)	Funded After 01/01/20	Merchant Name (Note 8)	First Funding Date (Note 12)	Last Funding Date (Note 12)	Month of Last Payment (Note 13)	Total Advances and Repayments per MCA Suites		Cash Advances and Repayments per MCA Suites			Transactional Data per MCA Suites				A/R Balance (Note 10)			
							A	B	C	D	E = D-C	F	G	H	I	J	K	L = J+K	
							Advance Amount (Note 4)	Payback (Note 5)	Net Cash Advanced (Note 6)	Total Cash Repayments (Note 7)	Net Cash Surplus (Deficit)	Total Reload (Note 9)	Total Write-off (Note 8)	Total Fee (Note 8)	Total Collections 06/2020-07/27/2020 (Note 7)	Active A/R	Default A/R	Total A/R	
A	Full Construction Solutions	N	Full Construction Solutions	10/05/18	10/05/18	Apr-19	20,000	28,800	19,600	31,331	11,731			2,531			(0)		(0)
A	Kurt Law Office	Y	Kurt Law Office	01/21/20	01/21/20	Jun-20	20,000	27,800	19,400	25,033	5,633		3,067	300	6,500		(0)		(0)
A	Sultans LLC	Y	Sultans LLC	01/15/20	01/15/20	Jul-20	15,000	20,850	14,550	19,733	5,183		2,917	1,800	5,706		(0)		(0)
A	Vegan Fine Foods	N	Vegan Fine Foods	12/20/18	12/20/18	Jan-19	8,863	12,409	7,663	15,209	7,546			2,801			(0)		(0)
A	Taylormade Heat and Air	N	Taylormade Heat and Air	02/21/18	02/21/18	Jul-18	15,000	21,300	14,450	21,375	6,925			75			(0)		(0)
A	Top Sports Production	Y	Top Sports Production	01/10/20	01/10/20	May-20	15,000	20,850	14,550	19,860	5,310		990				(0)		(0)
A	Kellys Seafood Inc	N	Kellys Seafood Inc	11/19/19	11/19/19	Mar-20	40,000	49,600	39,965	49,975	10,010		75	450			(0)		(0)
A	Space of Mind	N	Space of Mind	12/27/19	12/27/19	May-20	30,000	37,200	29,965	35,727	5,762		2,373	900			(0)		(0)
A	Dayone Investment Group	Y	Dayone Investment Group	02/28/20	02/28/20	May-20	35,000	49,350	34,000	41,736	7,736		7,614				(0)		(0)
A	Nutritional Products International	N	Nutritional Products International	09/23/19	09/23/19	Jun-20	25,000	34,750	24,250	32,963	8,713		2,137	350	750		(0)		(0)
A	Shelton Medical Services	N	Shelton Medical Services	07/19/18	07/19/18	Oct-19	32,000	46,720	31,001	43,963	12,962		3,057	300			(0)		(0)
A	Thermotec Glass (LNJC Enterprises)	Y	Thermotec Glass (LNJC Enterprises)	01/09/20	01/09/20	Feb-20	50,000	68,500	48,500	63,687	15,187		5,413	600			(0)		(0)
A	Shadowcast Pictures	Y	Shadowcast Pictures	01/07/20	01/07/20	Apr-20	30,000	41,100	29,100	39,078	9,978		2,022				(0)		(0)
A	Good Night Sleep Wellness	N	Good Night Sleep Wellness	12/21/17	12/21/17	Jan-20	135,000	195,750	132,832	195,254	62,422		1,021	525			(0)		(0)
A	American Dental of Lagrange	Y	American Dental of Lagrange	03/05/20	03/05/20	May-20	60,000	83,400	57,600	69,955	12,355		13,645	200			(0)		(0)
A	Future Technology Staffing	Y	Future Technology Staffing	01/22/20	01/22/20	Apr-20	50,000	69,500	48,500	59,367	10,867		10,433	300			(0)		(0)
A	Roepnack Corporation	N	Roepnack Corporation	10/30/19	10/30/19	Jun-20	50,000	69,500	48,500	70,817	22,317		1,308	2,625	3,065		(0)		(0)
A	Granite Construction Services	N	Granite Construction Services	10/01/19	10/01/19	Feb-20	70,000	95,900	67,900	95,901	28,001			1			(0)		(0)
A	A Simple Office Solution	Y	A Simple Office Solution	02/13/20	02/13/20	Jun-20	60,000	83,400	57,600	75,568	17,968		7,832		47,373		(0)		(0)
A	USR Holdings	N	USR Holdings	10/05/18	10/05/18	Apr-19	400,000	568,000	392,000	547,823	155,823		20,177				(0)		(0)
A	Plumbing Tech Repipe Specialists	N	Plumbing Tech Repipe Specialists	10/20/17	10/20/17	Nov-18	63,664	95,495	62,669	102,865	40,196			7,369			(0)		(0)
A	Baby Back Shak (Tennessee Texas Connection)	Y	Baby Back Shak (Tennessee Texas Connection)	05/22/20	05/22/20	Jul-20	20,000	28,600	19,000	29,120	10,120				27,820		(520)		(520)
A	101 International	N	101 International	08/14/13	08/14/13	Jan-16	100,000	110,000	98,101	110,017	11,916			29,043			29,025		29,025
A	1518 Associates	N	1518 Associates	08/07/13	08/07/13	Jan-00	25,000	38,750	25,000		(25,000)						38,750		38,750
A	48 Factoring - Andorra Salad	N	48 Factoring - Andorra Salad	09/03/14	09/03/14	Dec-14	17,006	24,150	17,006	7,990	(9,016)						16,160		16,160
A	61 5th Street Development	N	61 5th Street Development	08/15/19	08/15/19	Nov-19	12,000	16,680	11,640	5,327	(6,313)			300			11,653		11,653
A	A & W II Learning Academy	N	A & W II Learning Academy	08/30/16	08/30/16	Mar-17	7,500	10,650	7,126	4,334	(2,792)			1,850			8,166		8,166
A	A And B Depot	N	A And B Depot	09/17/19	09/17/19	Dec-19	10,000	13,700	9,700	4,201	(5,499)			700			10,199		10,199
A	A And L Tile	N	A And L Tile	03/29/18	03/29/18	Jan-19	20,000	29,000	19,001	2,304	(16,697)			3,366			30,061		30,061
A	A Tex Roofing	N	A Tex Roofing	07/06/18	07/06/18	Apr-20	60,000	84,000	57,832	28,141	(29,691)			1,275			57,134		57,134
A	A To Z Sales	N	A To Z Sales	01/11/13	01/11/13	Jun-13	15,000	21,450	14,750	2,231	(12,519)			450			19,669		19,669
A	A Top Above The Rest	N	A Top Above The Rest	04/29/19	04/29/19	May-19	25,000	35,500	24,250	5,547	(18,703)			300			30,253		30,253
A	AA Action Electric	N	AA Action Electric	08/14/19	08/14/19	Apr-20	40,000	49,600	40,000	48,000	8,000		1,700	100			-		-
A	AA Best Garage Door	N	AA Best Garage Door	04/06/16	04/06/16	Feb-20	10,000	14,000	9,701	18,738	9,037			11,351			6,613		6,613
A	Aaron Austin Custom Blinds	N	Aaron Austin Custom Blinds	10/13/17	10/13/17	Nov-17	7,000	9,520	6,860	2,444	(4,416)			200			7,276		7,276
A	ABA Therapy Solutions	N	ABA Therapy Solutions	10/09/19	10/09/19	Dec-19	100,000	139,000	97,000	48,650	(48,350)			300			90,650		90,650
A	ABC Lending	N	ABC Lending	10/15/12	10/15/12	Aug-14	50,000	66,930	50,000	64,065	14,065			12,460			15,325		15,325
A	Abduls Work Of Art (Kailie Kiett)	N	Abduls Work Of Art (Kailie Kiett)	10/04/12	10/04/12	Dec-12	5,000	6,900	5,000	2,614	(2,386)			200			4,486		4,486
A	Accredited Legal Mediation	N	Accredited Legal Mediation	07/09/19	07/09/19	Oct-19	5,000	6,950	4,850	261	(4,589)			750			7,439		7,439
A	Addison Cafe	N	Addison Cafe	06/05/17	06/05/17	Sep-17	15,000	21,750	14,500	12,833	(1,668)			525			9,443		9,443
A	Affordable Lighting	N	Affordable Lighting	01/29/19	01/29/19	Oct-19	17,000	23,800	17,000	2,632	(14,368)			1,050			22,218		22,218
A	Ag Property Services	N	Ag Property Services	01/16/15	01/16/15	Jun-16	50,000	70,000	48,832	50,940	2,108			7,900			26,960		26,960
A	Ahd Awni Dweekat (Wireless 4 All)	N	Ahd Awni Dweekat (Wireless 4 All)	12/26/19	12/26/19	Jan-20	20,000	27,800	19,400	505	(18,895)			300			27,595		27,595
A	Airport Limo	N	Airport Limo	10/23/12	10/23/12	Sep-13	30,000	41,400	29,750	4,586	(25,164)			1,135			37,949		37,949

Securities and Exchange Commission, Plaintiff,
v.
Complete Business Solutions Group, Inc. d/b/a Par Funding et. al., Defendants.
CASE NO. 9:20-cv-81205
UNITED STATES DISTRICT COURT
SOUTHERN DISTRICT OF FLORIDA

Category A - Detail of CBSG MCA Suites Activity for the period from 2012 through July 27, 2020

Source: See footnotes

MCA Category (Note 1)	Merchant Grouping (Note 11)	Funded After 01/01/20	Merchant Name (Note 8)	First Funding Date (Note 12)	Last Funding Date (Note 12)	Month of Last Payment (Note 13)	Total Advances and Repayments per MCA Suites		Cash Advances and Repayments per MCA Suites			Transactional Data per MCA Suites				A/R Balance (Note 10)		
							A	B	C	D	E = D-C	F	G	H	I	J	K	L = J+K
							Advance Amount (Note 4)	Payback (Note 5)	Net Cash Advanced (Note 6)	Total Cash Repayments (Note 7)	Net Cash Surplus (Deficit)	Total Reload (Note 9)	Total Write-off (Note 8)	Total Fee (Note 8)	Total Collections 06/2020-07/27/2020 (Note 7)	Active A/R	Default A/R	Total A/R
A	Alabama Cabinet Innovations	N	Alabama Cabinet Innovations	10/31/19	10/31/19	Apr-20	25,000	34,750	24,250	3,652	(20,598)			1,150			32,248	32,248
A	Alamo Food and Dairy	N	Alamo Food and Dairy	08/21/13	08/21/13	Oct-13	10,000	14,500	9,351	7,250	(2,101)			525			7,775	7,775
A	Alcon Atms	N	Alcon Atms	08/11/17	08/11/17	Jul-18	91,434	137,151	89,516	62,128	(27,387)			650			75,672	75,672
A	Alex Avanesian DDS	N	Alex Avanesian DDS	03/28/17	03/28/17	Dec-17	22,000	29,920	21,201	19,620	(1,581)			1,025			11,325	11,325
A	Alis Motoring	N	Alis Motoring	11/25/15	11/25/15	Jun-16	20,000	28,000	18,832	28,721	9,889			5,425			4,704	4,704
A	All Around Cleaning	N	All Around Cleaning	08/06/15	08/06/15	Dec-15	5,000	7,000	4,750	7,048	2,298			6,175			6,127	6,127
A	All Star Granite and Marble	N	All Star Granite and Marble	08/20/18	08/20/18	Oct-18	15,000	21,300	14,450	(0)	(14,450)			775			22,075	22,075
A	Allen Sandberg (Allen Sandberg Vending)	Y	Allen Sandberg (Allen Sandberg Vending)	01/06/20	01/06/20	Jan-20	20,685	27,925	19,185	2,537	(16,648)			725			26,113	26,113
A	Allende Fresh Produce	N	Allende Fresh Produce	06/07/17	06/07/17	Nov-17	20,000	29,200	19,001	9,303	(9,698)			800			20,697	20,697
A	Alligator Pack and Ship	Y	Alligator Pack and Ship	02/28/20	02/28/20	May-20	20,000	27,800	19,200	12,384	(6,816)			400			15,816	15,816
A	Allstar Health	N	Allstar Health	04/05/16	04/05/16	Feb-17	25,000	35,000	23,832	30,580	6,748			7,350			11,770	11,770
A	Alonso Logistics	Y	Alonso Logistics	02/19/20	02/19/20	Mar-20	20,000	27,800	19,200	3,823	(15,378)			300			24,278	24,278
A	Aly Eatery	Y	Aly Eatery	01/17/20	01/17/20	May-20	30,000	41,700	29,100	12,792	(16,308)			300			29,208	29,208
A	AM Church Supply Group	N	AM Church Supply Group	09/27/16	09/27/16	Feb-17	65,000	94,250	63,561	17,088	(46,473)			475			77,637	77,637
A	Ameliorable Solutions	N	Ameliorable Solutions	09/28/18	09/28/18	Feb-19	4,569	6,396	4,569	6,836	2,268		535	975			0	0
A	American Electrical Services	N	American Electrical Services	01/21/14	01/21/14	Oct-14	25,000	36,720	23,732	12,746	(10,986)			5,450			29,424	29,424
A	American Legal Counsel	N	American Legal Counsel	05/01/17	05/01/17	Jun-17	40,000	56,400	38,832	14,438	(24,394)			300			42,262	42,262
A	American Transport	N	American Transport	04/12/18	04/12/18	May-18	50,000	71,500	48,532	7,746	(40,786)			525			64,279	64,279
A	Amigos Taqueria	N	Amigos Taqueria	11/14/18	11/14/18	May-19	25,000	35,500	23,750	20,768	(2,982)			450			15,182	15,182
A	Ampro Installations	N	Ampro Installations	04/12/19	04/12/19	Dec-19	7,000	9,450	6,790	7,930	1,140			850			2,370	2,370
A	Analytics Medical	N	Analytics Medical	12/17/19	12/17/19	Feb-20	15,000	22,800	14,250	3,686	(10,564)			300			19,414	19,414
A	Anderson and Anderson	N	Anderson and Anderson	04/25/19	04/25/19	Jan-20	20,000	27,800	19,400	25,749	6,349			300			2,351	2,351
A	Anderson Farms	N	Anderson Farms	03/16/18	03/16/18	Apr-20	300,000	426,000	297,832	110,033	(187,799)			450			316,417	316,417
A	Angelo Trucking and Construction	N	Angelo Trucking and Construction	02/28/19	02/28/19	Nov-19	25,000	35,500	24,250	22,933	(1,317)			1,200			13,767	13,767
A	Anitsa Inc	N	Anitsa Inc	09/18/19	09/18/19	Dec-19	150,000	208,500	145,500	96,731	(48,769)			675			112,444	112,444
A	Annoited Construction	N	Annoited Construction	04/09/18	04/09/18	Aug-19	20,000	27,800	19,001	24,549	5,548			2,324			5,575	5,575
A	AP Construction Services	N	AP Construction Services	02/28/18	02/28/18	Mar-19	113,125	175,344	112,130	158,213	46,082			525			17,657	17,657
A	Apex Marketing Innovations	N	Apex Marketing Innovations	03/17/16	03/17/16	Jan-18	40,000	55,960	38,832	25,759	(13,073)			5,675			35,876	35,876
A	Apollo Press	N	Apollo Press	12/11/15	12/11/15	Mar-16	50,000	70,000	48,728	33,975	(14,753)			600			36,625	36,625
A	Aquinos Trucking	N	Aquinos Trucking	11/18/15	11/18/15	Jan-16	4,000	5,596	3,750	1,960	(1,790)			525			4,161	4,161
A	Arcs Ice Cream Distributors	N	Arcs Ice Cream Distributors	09/27/19	09/27/19	Jan-20	2,246	3,032	2,186	2,272	86			300			1,060	1,060
A	Armitage Business Equipment	N	Armitage Business Equipment	10/20/15	10/20/15	Nov-15	5,000	7,000	4,750	716	(4,034)			150			6,434	6,434
A	ASFC Outreach	N	ASFC Outreach	03/30/18	03/30/18	Apr-19	96,600	144,900	96,250	136,993	40,743		9,730	1,823			(0)	(0)
A	Atlantis Restaurant	N	Atlantis Restaurant	09/10/12	09/10/12	Dec-12	5,000	6,900	5,000	2,777	(2,223)			275			4,398	4,398
A	Auto Gallery of Tampa	N	Auto Gallery of Tampa	07/24/19	07/24/19	Oct-19	10,000	13,900	9,700	3,103	(6,597)			375			11,172	11,172
A	Autohaus Group	Y	Autohaus Group	03/05/20	03/05/20	Apr-20	10,000	13,200	9,600	3,771	(5,829)			300			9,729	9,729
A	Avp Brazilian Distributors	N	Avp Brazilian Distributors	08/03/17	08/03/17	Oct-19	30,000	42,000	29,650	27,420	(2,230)			1,525			16,105	16,105
A	B and B Investment Development	N	B and B Investment Development	03/21/19	03/21/19	Dec-19	50,000	72,500	50,000	17,519	(32,481)			300			55,281	55,281
A	Banyan Furniture	N	Banyan Furniture	07/28/17	07/28/17	Feb-20	80,000	112,000	79,162	89,497	10,335			5,906			28,409	28,409
A	Bargain Beverages	N	Bargain Beverages	01/06/15	01/06/15	Dec-15	75,000	105,000	75,000	44,561	(30,439)			3,361			63,800	63,800
A	BBP Painting	N	BBP Painting	05/04/17	05/04/17	Dec-17	10,000	14,400	9,650	8,790	(860)			1,600			7,210	7,210
A	Beauty Supplies Organic Product	N	Beauty Supplies Organic Product	12/13/19	12/13/19	Jan-20	12,000	16,680	11,640	3,336	(8,304)			300			13,644	13,644
A	Beaver Built and Cherokee MFG	N	Beaver Built and Cherokee MFG	03/08/19	03/08/19	Jul-20	17,000	22,780	17,000	8,446	(8,554)			400	613		15,654	15,654
A	Beckys Charity Car Sales	N	Beckys Charity Car Sales	10/04/19	10/04/19	Nov-19	5,000	6,950	4,850	2,548	(2,302)			400			4,802	4,802
A	Bentura Trucking	N	Bentura Trucking	10/17/19	10/17/19	Nov-19	30,000	41,700	29,965	6,950	(23,015)			400			35,150	35,150

Securities and Exchange Commission, Plaintiff,
v.
Complete Business Solutions Group, Inc. d/b/a Par Funding et. al., Defendants.
CASE NO. 9:20-cv-81205
UNITED STATES DISTRICT COURT
SOUTHERN DISTRICT OF FLORIDA

Category A - Detail of CBSG MCA Suites Activity for the period from 2012 through July 27, 2020

Source: See footnotes							Total Advances and Repayments per MCA Suites		Cash Advances and Repayments per MCA Suites			Transactional Data per MCA Suites				A/R Balance (Note 10)		
MCA Category (Note 1)	Merchant Grouping (Note 11)	Funded After 01/01/20	Merchant Name (Note 8)	First Funding Date (Note 12)	Last Funding Date (Note 12)	Month of Last Payment (Note 13)	A	B	C	D	E = D-C	F	G	H	I	J	K	L = J+K
							Advance Amount (Note 4)	Payback (Note 5)	Net Cash Advanced (Note 6)	Total Cash Repayments (Note 7)	Net Cash Surplus (Deficit)	Total Reload (Note 9)	Total Write-off (Note 8)	Total Fee (Note 8)	Total Collections 06/2020-07/27/2020 (Note 7)	Active A/R	Default A/R	Total A/R
A	Bes Solutions	N	Bes Solutions	07/11/14	07/11/14	Dec-14	25,000	36,250	23,832	29,117	5,285			2,950			10,083	10,083
A	Beso Boutique (Gracelove)	N	Beso Boutique (Gracelove)	09/27/18	09/27/18	Oct-18	15,000	21,000	14,700	1,050	(13,650)			6,526			26,476	26,476
A	Best Life Pharamnaturals	N	Best Life Pharamnaturals	07/24/18	07/24/18	Apr-19	40,000	59,200	38,532	55,585	17,053			1,100			4,715	4,715
A	Big Dog Diesel Repair	N	Big Dog Diesel Repair	03/07/19	03/07/19	Apr-19	10,000	12,900	9,700	4,792	(4,908)			225			8,333	8,333
A	Billy Joe's Family Bistro	N	Billy Joe's Family Bistro	06/26/13	06/26/13	Aug-13	5,000	7,150	4,601	-	(4,601)			750			7,900	7,900
A	Bio Togo Supply	N	Bio Togo Supply	07/01/15	07/01/15	Aug-15	40,000	56,000	38,732	23,035	(15,697)			75			33,040	33,040
A	BKD Transportation	N	BKD Transportation	11/01/19	11/01/19	Mar-20	20,000	27,800	19,400	22,593	3,193			975			6,182	6,182
A	Bkr Strategy Group	N	Bkr Strategy Group	05/12/17	05/12/17	May-19	60,000	87,000	58,132	77,270	19,138		10,530	800			0	0
A	Blades of Green	Y	Blades of Green	02/27/20	02/27/20	Mar-20	7,000	9,940	6,720	-	(6,720)			300			10,240	10,240
A	Blessed and Faithful Learning Center	N	Blessed and Faithful Learning Center	10/29/19	10/29/19	Nov-19	2,835	3,827	2,535	1,361	(1,174)			600			3,066	3,066
A	Bloomingdeals North	N	Bloomingdeals North	09/12/19	09/12/19	Apr-20	8,000	11,120	7,760	6,421	(1,339)		5,549	850			-	-
A	Bman Customz	N	Bman Customz	05/15/19	05/15/19	Sep-19	15,000	20,850	14,450	6,772	(7,678)			625			14,703	14,703
A	Bombshells Tavern (Junk Yard Saloon)	N	Bombshells Tavern (Junk Yard Saloon)	11/20/19	11/20/19	Jul-20	7,000	9,730	6,790	7,075	285			850	1,500		3,505	3,505
A	Boreal Water Collection	N	Boreal Water Collection	04/06/17	04/06/17	Jun-17	100,000	136,000	97,132	36,318	(60,814)			800			100,482	100,482
A	Born Yesterday (AG Morgan)	N	Born Yesterday (AG Morgan)	08/02/17	08/02/17	Nov-17	15,000	21,750	14,650	15,225	575						6,526	6,526
A	Bricktown Financial	N	Bricktown Financial	02/21/17	02/21/17	May-17	10,000	15,100	9,550	6,373	(3,177)			5,200			13,927	13,927
A	Broadway Advance	N	Broadway Advance	07/09/14	07/09/14	Jan-00	15,000	27,000	15,000		(15,000)			230,400			257,400	257,400
A	Brotha Dudes (5 Type A)	N	Brotha Dudes (5 Type A)	05/10/18	05/10/18	Feb-19	114,884	172,326	113,889	110,429	(3,460)			4,550			66,447	66,447
A	Brown Ally	Y	Brown Ally	01/08/20	01/08/20	Feb-20	10,000	13,900	9,700	278	(9,422)			825			14,447	14,447
A	Browns Bbq	N	Browns Bbq	07/12/17	07/12/17	Dec-17	10,000	14,500	9,650	5,073	(4,577)			300			9,727	9,727
A	BTL LLC	Y	BTL LLC	01/24/20	01/24/20	Mar-20	10,000	14,200	9,700	2,969	(6,731)			300			11,531	11,531
A	Bullet and Bella Enterprises	N	Bullet and Bella Enterprises	11/22/19	11/22/19	Jan-20	50,000	69,500	48,500	13,280	(35,220)			800			57,020	57,020
A	Bunn Communications	N	Bunn Communications	06/03/15	06/03/15	Jul-17	30,000	41,400	28,732	41,109	12,377			5,775			6,066	6,066
A	Butterfly Logistics	N	Butterfly Logistics	04/02/15	04/02/15	Aug-15	25,000	35,000	23,832	24,182	350			959			11,777	11,777
A	BW Oil	N	BW Oil	07/14/14	07/14/14	Oct-14	50,000	70,000	48,432	36,408	(12,024)						33,592	33,592
A	By George Construction	N	By George Construction	03/10/16	03/10/16	Jul-17	34,000	50,660	33,705	14,584	(19,121)			17,730			53,806	53,806
A	C and D Coal	N	C and D Coal	01/11/19	01/11/19	Jun-19	21,200	25,440	20,000	5,335	(14,665)						20,105	20,105
A	C Note Music	N	C Note Music	11/14/16	11/14/16	Mar-17	36,306	50,890	35,341	18,475	(16,866)			300			32,715	32,715
A	Cal State Vape	N	Cal State Vape	10/25/19	10/25/19	Oct-19	5,000	7,600	4,850	608	(4,242)			100			7,092	7,092
A	Calico Construction	N	Calico Construction	02/15/17	02/15/17	Apr-20	15,000	21,300	14,500	15,551	1,051			1,300			7,049	7,049
A	California Building Services	N	California Building Services	07/18/17	07/18/17	Dec-17	13,475	20,213	12,480	4,551	(7,929)			900			16,562	16,562
A	Cameco Technologies	N	Cameco Technologies	01/02/14	01/02/14	Apr-14	20,000	27,600	18,832	23,041	4,209						4,559	4,559
A	Canam Imports	N	Canam Imports	10/23/17	10/23/17	Dec-17	30,000	43,500	28,701	12,690	(16,011)			300			31,110	31,110
A	Canning Services	N	Canning Services	10/18/17	10/18/17	Feb-18	30,000	42,600	28,701	12,240	(16,461)			1,100			31,460	31,460
A	Capital Investments LLC	N	Capital Investments LLC	09/11/15	09/11/15	Oct-15	20,000	28,000	18,732	7,075	(11,657)			350			21,275	21,275
A	Caprella Sportswear	N	Caprella Sportswear	02/21/19	02/21/19	Dec-19	10,000	11,800	9,700	9,343	(357)			750			3,207	3,207
A	Cargo Professionals	N	Cargo Professionals	10/04/19	10/04/19	Mar-20	5,000	6,950	4,850	5,676	826			900			2,174	2,174
A	Carpet By Thad	N	Carpet By Thad	09/28/17	09/28/17	Dec-17	73,062	109,593	72,067	12,390	(59,677)			9,760			106,962	106,962
A	Catapult Steel Buildings	Y	Catapult Steel Buildings	01/10/20	01/10/20	Feb-20	6,000	8,460	5,820	317	(5,503)			900			9,043	9,043
A	Celeste Construction	N	Celeste Construction	10/10/17	10/10/17	Mar-18	3,000	4,410	2,940	2,417	(523)			450			2,443	2,443
A	Centenary Development	N	Centenary Development	05/10/19	05/10/19	Nov-19	50,000	62,000	49,965	34,427	(15,538)			100			27,673	27,673
A	Centurion Movers	N	Centurion Movers	08/23/19	08/23/19	Dec-19	10,000	13,700	10,000	7,485	(2,515)			900			7,115	7,115
A	Cheer Authority Athletics	Y	Cheer Authority Athletics	02/27/20	02/27/20	Jul-20	10,000	14,100	9,600	1,228	(8,372)			375	100		13,247	13,247
A	Chicago Motor Lines	N	Chicago Motor Lines	10/17/19	10/17/19	Feb-20	15,000	20,850	14,550	10,575	(3,975)			750			11,025	11,025
A	Chuck Wega Air Conditioning	N	Chuck Wega Air Conditioning	02/25/15	02/25/15	Oct-17	14,000	20,999	13,000	27,421	14,421			6,421			(0)	(0)

Securities and Exchange Commission, Plaintiff,
v.
Complete Business Solutions Group, Inc. d/b/a Par Funding et. al., Defendants.
CASE NO. 9:20-cv-81205
UNITED STATES DISTRICT COURT
SOUTHERN DISTRICT OF FLORIDA

Category A - Detail of CBSG MCA Suites Activity for the period from 2012 through July 27, 2020

Source: See footnotes

MCA Category (Note 1)	Merchant Grouping (Note 11)	Funded After 01/01/20	Merchant Name (Note 8)	First Funding Date (Note 12)	Last Funding Date (Note 12)	Month of Last Payment (Note 13)	Total Advances and Repayments per MCA Suites		Cash Advances and Repayments per MCA Suites			Transactional Data per MCA Suites				A/R Balance (Note 10)		
							A	B	C	D	E = D-C	F	G	H	I	J	K	L = J+K
							Advance Amount (Note 4)	Payback (Note 5)	Net Cash Advanced (Note 6)	Total Cash Repayments (Note 7)	Net Cash Surplus (Deficit)	Total Reload (Note 9)	Total Write-off (Note 8)	Total Fee (Note 8)	Total Collections 06/2020-07/27/2020 (Note 7)	Active A/R	Default A/R	Total A/R
A	CIM	N	CIM	04/28/16	04/28/16	Jul-16	5,000	6,000	5,000	5,500	500						500	500
A	Cirino Construction	N	Cirino Construction	03/26/19	03/26/19	Jul-19	25,000	32,250	24,450	15,278	(9,172)		750				17,722	17,722
A	Clarkson Construction	N	Clarkson Construction	10/05/18	10/05/18	Jan-19	13,000	18,720	12,740	6,854	(5,886)			1,992			13,858	13,858
A	Classic Landscaping	N	Classic Landscaping	12/20/19	12/20/19	Apr-20	17,000	23,630	16,490	1,538	(14,952)						22,392	22,392
A	Clean Cut Tree Care	N	Clean Cut Tree Care	10/29/19	10/29/19	Mar-20	7,954	10,738	7,204	1,098	(6,105)						10,314	10,314
A	Coast to Coast Media	N	Coast to Coast Media	03/23/18	03/23/18	Apr-18	10,000	14,700	9,300	668	(8,632)						14,332	14,332
A	Coleman Builders	N	Coleman Builders	06/12/19	06/12/19	Jun-20	8,000	11,120	7,760	8,155	395						3,840	3,840
A	Collins Catering And Events	N	Collins Catering And Events	08/04/17	08/04/17	Jan-18	60,000	82,800	57,532	79,350	21,818						3,900	3,900
A	Color Work 2	N	Color Work 2	10/31/18	10/31/18	Jun-19	8,000	10,800	7,661	3,674	(3,987)						7,701	7,701
A	Colorado Window Source	N	Colorado Window Source	01/23/19	01/23/19	Dec-19	75,000	101,250	71,250	45,325	(25,925)						56,475	56,475
A	Commercial Drywall Corporation	N	Commercial Drywall Corporation	03/23/16	03/23/16	Jul-16	40,000	59,998	38,832	38,181	(651)						27,042	27,042
A	Complete Renovations OKC	Y	Complete Renovations OKC	02/14/20	02/14/20	Mar-20	10,000	14,200	9,600	3,018	(6,583)						11,483	11,483
A	Compress Garage	N	Compress Garage	03/09/18	03/09/18	May-18	10,000	14,500	9,450	5,585	(3,865)						9,665	9,665
A	Compuserve Remodelling	N	Compuserve Remodelling	03/08/19	03/08/19	Mar-19	7,500	10,050	7,275	1,706	(5,569)						8,944	8,944
A	Concept Pool And Spa	N	Concept Pool And Spa	03/30/18	03/30/18	Oct-18	19,654	29,481	18,659	5,863	(12,796)						26,617	26,617
A	Consolidated Management Resources	N	Consolidated Management Resources	01/19/18	01/19/18	Nov-19	109,910	164,865	108,915	164,301	55,386						2,504	2,504
A	Cornerstone Construction	Y	Cornerstone Construction	02/04/20	02/04/20	Apr-20	5,000	6,850	4,850	979	(3,871)						6,846	6,846
A	Corporate Office Of The B12 Store	N	Corporate Office Of The B12 Store	09/18/19	09/18/19	Nov-19	50,000	69,500	49,000	18,608	(30,392)						51,417	51,417
A	Courtland Farm	Y	Courtland Farm	02/19/20	02/19/20	Mar-20	20,000	27,400	19,200	2,815	(16,385)						25,410	25,410
A	Cowart Construction	N	Cowart Construction	11/27/19	11/27/19	Apr-20	20,000	27,800	19,600	19,695	95		8,405				-	-
A	Cozzi Beds	N	Cozzi Beds	12/19/17	12/19/17	Dec-18	15,000	21,300	14,300	11,232	(3,068)						13,609	13,609
A	Crashco Collision Centers	N	Crashco Collision Centers	11/27/19	11/27/19	Mar-20	20,000	27,400	19,400	15,091	(4,309)						12,709	12,709
A	Crediteval	N	Crediteval	06/28/17	06/28/17	Sep-18	10,000	14,500	9,550	4,900	(4,650)						10,700	10,700
A	Creole Spices	Y	Creole Spices	01/14/20	01/14/20	May-20	12,000	16,680	11,640	13,838	2,198		3,142				-	-
A	Crystal Nails (Diamond J)	N	Crystal Nails (Diamond J)	09/26/19	09/26/19	Feb-20	10,000	13,900	9,700	5,740	(3,960)						9,235	9,235
A	Cs Waffles	N	Cs Waffles	10/30/17	10/30/17	Jan-18	20,000	29,800	19,600	13,359	(6,241)						17,641	17,641
A	Cunningham Restoration	Y	Cunningham Restoration	01/07/20	01/07/20	Mar-20	12,000	16,680	11,640	4,796	(6,845)						250	12,135
A	D Chism And Son Trucking	N	D Chism And Son Trucking	03/29/18	03/29/18	May-18	5,000	7,000	4,450	2,147	(2,303)						5,153	5,153
A	Dancy and Associates Law Group	N	Dancy and Associates Law Group	08/14/18	08/14/18	Feb-19	40,000	58,000	40,000	32,057	(7,943)						27,068	27,068
A	Dannys Furniture	Y	Dannys Furniture	01/21/20	01/21/20	Jun-20	100,000	139,000	97,000	9,066	(87,934)						1,125	300
A	Danville Christian Childcare	N	Danville Christian Childcare	06/03/16	06/03/16	May-19	10,000	14,300	9,705	10,071	366						925	4,366
A	DC Laboratories	N	DC Laboratories	02/27/19	02/27/19	Dec-19	250,000	342,500	242,500	310,793	68,293						5,154	5,154
A	Del Sur Imports	N	Del Sur Imports	04/14/17	04/14/17	Jul-17	12,500	17,750	12,150	6,067	(6,083)						33,357	33,357
A	Delfinos Pizza Brixx And Barley	N	Delfinos Pizza Brixx And Barley	09/18/19	09/18/19	Jul-20	10,000	14,200	9,700	12,832	3,132		2,693				900	12,583
A	Desert Exchange	N	Desert Exchange	04/27/18	04/27/18	Oct-18	27,610	41,415	26,615	12,753	(13,862)						0	0
A	DG Nickell Trucking	N	DG Nickell Trucking	02/08/18	02/08/18	Apr-20	22,000	31,680	21,001	20,811	(190)						29,112	29,112
A	Diamond Contract Flooring LLC	N	Diamond Contract Flooring LLC	12/23/16	12/23/16	Jun-20	75,000	112,500	73,832	74,759	927						1,169	1,169
A	Dirty Dogs	N	Dirty Dogs	10/02/15	10/02/15	Nov-16	10,000	14,000	9,201	14,190	4,989						300	767
A	DIY Neurocare	N	DIY Neurocare	10/31/16	10/31/16	Jan-17	90,000	130,500	88,532	41,289	(47,243)						450	260
A	DJR Golfman	N	DJR Golfman	10/02/19	10/02/19	Jan-20	15,000	18,600	14,965	5,814	(9,151)						1,175	90,386
A	Dmd Restoration	N	Dmd Restoration	12/07/16	12/07/16	Sep-19	150,000	210,000	148,132	97,259	(50,873)						1,125	13,911
A	Dolce Nails and Spa NC	Y	Dolce Nails and Spa NC	02/11/20	02/11/20	Feb-20	12,000	16,680	11,640	185	(11,455)						114,791	114,791
A	Double H Transportation	N	Double H Transportation	07/16/19	07/16/19	Sep-19	30,000	41,700	29,100	18,533	(10,567)						16,795	16,795
A	Doughlicious Yummies	N	Doughlicious Yummies	10/26/17	10/26/17	Nov-17	10,000	14,500	9,800	1,243	(8,557)						300	400

Securities and Exchange Commission, Plaintiff,
v.
Complete Business Solutions Group, Inc. d/b/a Par Funding et. al., Defendants.
CASE NO. 9:20-cv-81205
UNITED STATES DISTRICT COURT
SOUTHERN DISTRICT OF FLORIDA

Category A - Detail of CBSG MCA Suites Activity for the period from 2012 through July 27, 2020

Source: See footnotes

MCA Category (Note 1)	Merchant Grouping (Note 11)	Funded After 01/01/20	Merchant Name (Note 8)	First Funding Date (Note 12)	Last Funding Date (Note 12)	Month of Last Payment (Note 13)	Total Advances and Repayments per MCA Suites		Cash Advances and Repayments per MCA Suites			Transactional Data per MCA Suites				A/R Balance (Note 10)		
							A	B	C	D	E = D-C	F	G	H	I	J	K	L = J+K
							Advance Amount (Note 4)	Payback (Note 5)	Net Cash Advanced (Note 6)	Total Cash Repayments (Note 7)	Net Cash Surplus (Deficit)	Total Reload (Note 9)	Total Write-off (Note 8)	Total Fee (Note 8)	Total Collections 06/2020-07/27/2020 (Note 7)	Active A/R	Default A/R	Total A/R
A	Drs Real Estate	N	Drs Real Estate	01/11/17	01/11/17	Nov-17	10,000	14,400	9,601	5,513	(4,088)			1,425			10,312	10,312
A	DSL International	N	DSL International	06/19/19	06/19/19	Jul-19	30,000	41,700	29,100	1,738	(27,363)			725			40,688	40,688
A	E And L Industries	N	E And L Industries	05/19/17	05/19/17	Jan-18	25,000	36,000	24,201	19,864	(4,337)			1,250			17,386	17,386
A	Earnest Tech	N	Earnest Tech	08/24/18	08/24/18	Dec-18	30,000	42,000	29,001	23,269	(5,732)			6,608			25,339	25,339
A	East Coast Auto Exchange	N	East Coast Auto Exchange	04/29/19	04/29/19	Aug-19	15,000	20,100	14,550	4,061	(10,489)			200			16,239	16,239
A	East Main Street Tire	Y	East Main Street Tire	03/03/20	03/03/20	Apr-20	12,000	16,560	11,520	2,760	(8,760)			625			14,425	14,425
A	East Shore Auto	Y	East Shore Auto	02/24/20	02/24/20	Apr-20	15,000	17,850	14,965	3,825	(11,140)			550			14,575	14,575
A	Eihab Tawfik	N	Eihab Tawfik	01/11/18	01/11/18	Mar-18	140,000	203,000	136,432	17,762	(118,670)			1,275			186,513	186,513
A	E.J.L Group	N	E.J.L Group	05/02/18	05/02/18	Jul-20	175,000	243,250	171,500	139,312	(32,188)			8,125	6,556		112,063	112,063
A	El Charro Convenience	N	El Charro Convenience	03/24/17	03/24/17	Oct-17	15,000	19,200	14,650	8,264	(6,386)			1,100			12,036	12,036
A	Electrical Power Technicians	N	Electrical Power Technicians	04/13/18	04/13/18	Nov-18	100,000	145,000	97,705	51,499	(46,206)			8,050			101,551	101,551
A	Elliot's Restaurant	N	Elliot's Restaurant	05/14/18	05/14/18	Oct-18	20,000	29,000	19,001	11,159	(7,842)			275			18,116	18,116
A	Ellis Concrete	Y	Ellis Concrete	02/19/20	02/19/20	Apr-20	15,000	20,850	14,400	5,867	(8,533)			975			15,958	15,958
A	Envio Y Barber Shop La Romana Multiservices	N	Envio Y Barber Shop La Romana Multiservices	10/16/19	10/16/19	Jan-20	20,000	27,800	19,400	8,060	(11,340)			500			20,240	20,240
A	Enviromatrix Analytical	N	Enviromatrix Analytical	03/15/18	03/15/18	Apr-19	27,500	39,875	26,501	31,658	5,157			375			8,592	8,592
A	Environmental Trust Solutions	N	Environmental Trust Solutions	12/16/16	12/16/16	Aug-17	10,000	14,700	9,750	12,127	2,377			1,425			3,998	3,998
A	EPR Construction	Y	EPR Construction	03/03/20	03/03/20	Apr-20	7,000	8,330	6,965	1,388	(5,577)			175			7,117	7,117
A	ER Auto Services	N	ER Auto Services	04/30/15	04/30/15	Sep-15	10,500	15,749	10,000	7,475	(2,525)			2,800			11,075	11,075
A	Evolution Solution	Y	Evolution Solution	01/10/20	01/10/20	Mar-20	20,000	27,800	19,400	5,560	(13,840)			750			22,990	22,990
A	Excel Debt	Y	Excel Debt	01/30/20	01/30/20	Apr-20	7,500	10,800	7,275	5,076	(2,199)			300			6,024	6,024
A	Extravagant Wireless (Boost Mobile)	N	Extravagant Wireless (Boost Mobile)	05/11/18	05/11/18	Feb-19	20,731	31,097	19,736	9,390	(10,346)			2,900			24,607	24,607
A	Extreme Academy Of Martial Arts	N	Extreme Academy Of Martial Arts	08/28/12	08/28/12	Mar-17	6,000	8,280	5,750	684	(5,066)			700			8,296	8,296
A	Eyecor Construction	N	Eyecor Construction	11/09/18	11/09/18	Jul-19	100,000	142,000	95,000	98,466	3,466			600			44,134	44,134
A	Eyewear International	N	Eyewear International	01/22/19	01/22/19	Jun-19	40,000	56,000	38,800	14,449	(24,351)			300			41,851	41,851
A	Fabric Yard	N	Fabric Yard	06/19/15	06/19/15	Aug-15	15,000	21,000	13,932	9,660	(4,272)			225			11,565	11,565
A	Fashions For Less	N	Fashions For Less	11/25/13	11/25/13	Jan-14	23,000	31,950	21,806	11,226	(10,580)			2,950			23,674	23,674
A	Fast Lane Performance	N	Fast Lane Performance	04/10/19	04/10/19	Apr-20	15,000	18,600	14,550	6,773	(7,777)			375			12,202	12,202
A	Fat and Bones	N	Fat and Bones	12/17/12	12/17/12	Nov-14	40,000	55,600	39,750	63,290	23,540			15,690			8,000	8,000
A	Fe La Cubana Cafeteria	N	Fe La Cubana Cafeteria	12/19/19	12/19/19	Mar-20	8,000	11,120	7,760	8,479	719			200			2,841	2,841
A	Ferguson Dirt Works	N	Ferguson Dirt Works	05/15/15	05/15/15	Sep-15	7,000	10,500	6,705	3,798	(2,907)			8,150			14,852	14,852
A	Five Dollar Delivery	N	Five Dollar Delivery	10/11/17	10/11/17	Oct-17	8,000	11,200	7,840	-	(7,840)			200			11,400	11,400
A	Five Star Marine	N	Five Star Marine	07/10/19	07/10/19	Sep-19	20,000	27,800	19,400	11,626	(7,774)			300			16,474	16,474
A	Five Star Transport Specialties	N	Five Star Transport Specialties	12/16/19	12/16/19	Feb-20	50,000	69,500	48,500	2,780	(45,720)			925			67,645	67,645
A	FJS Capital Management	N	FJS Capital Management	06/05/19	06/05/19	Jan-20	15,000	21,000	14,550	5,046	(9,504)			700			16,654	16,654
A	Fleetco Truck Lube	N	Fleetco Truck Lube	10/17/14	10/17/14	Oct-14	60,000	84,000	58,432	3,818	(54,614)			225			80,407	80,407
A	Flutterby Services	N	Flutterby Services	10/07/19	10/07/19	Jul-20	4,485	6,055	4,385	2,017	(2,368)			600	250		4,638	4,638
A	Ford Resource Group	N	Ford Resource Group	10/05/16	10/05/16	Mar-17	250,000	355,000	248,132	137,913	(110,219)			2,025			219,112	219,112
A	Fordham Enterprise	N	Fordham Enterprise	05/10/19	05/10/19	Sep-19	10,000	13,500	9,850	5,841	(4,009)			1,125			8,784	8,784
A	Forghedaboudit Pizza	N	Forghedaboudit Pizza	12/20/19	12/20/19	Jan-20	10,000	14,100	9,700	4,054	(5,646)			300			10,346	10,346
A	Franco Vanzetti Truck Lines	N	Franco Vanzetti Truck Lines	12/05/19	12/05/19	Feb-20	6,000	8,340	5,820	3,984	(1,836)			300			4,656	4,656
A	Freedom Air	N	Freedom Air	01/04/18	01/04/18	Dec-19	1,553,000	2,251,850	1,552,005	2,251,165	699,160			85,099			85,784	85,784
A	GC Improvements	N	GC Improvements	10/29/19	10/29/19	Jan-20	5,000	7,100	4,850	1,578	(3,272)			600			6,122	6,122
A	GC New Image Construction	N	GC New Image Construction	08/13/18	08/13/18	Oct-18	7,560	10,584	7,560	2,994	(4,566)			5,639			13,230	13,230
A	Gear Heads	N	Gear Heads	12/21/17	12/21/17	Nov-18	15,000	22,050	14,300	28,945	14,645			6,895			0	0
A	Geek Superstore Georgia	N	Geek Superstore Georgia	05/31/18	05/31/18	May-19	45,914	68,871	45,914	49,496	3,582			2,804			22,179	22,179
A	Redevelopment Group	Y	Redevelopment Group	02/06/20	02/06/20	Feb-20	10,000	13,900	9,700	1,390	(8,310)			300			12,810	12,810
A	Gianna Homes	N	Gianna Homes	10/28/19	10/28/19	Dec-19	25,000	34,750	24,250	10,811	(13,439)			300			24,239	24,239

Securities and Exchange Commission, Plaintiff,
v.
Complete Business Solutions Group, Inc. d/b/a Par Funding et. al., Defendants.
CASE NO. 9:20-cv-81205
UNITED STATES DISTRICT COURT
SOUTHERN DISTRICT OF FLORIDA

Category A - Detail of CBSG MCA Suites Activity for the period from 2012 through July 27, 2020

Source: See footnotes							Total Advances and Repayments per MCA Suites		Cash Advances and Repayments per MCA Suites			Transactional Data per MCA Suites				A/R Balance (Note 10)		
MCA Category (Note 1)	Merchant Grouping (Note 11)	Funded After 01/01/20	Merchant Name (Note 8)	First Funding Date (Note 12)	Last Funding Date (Note 12)	Month of Last Payment (Note 13)	A	B	C	D	E = D-C	F	G	H	I	J	K	L = J+K
							Advance Amount (Note 4)	Payback (Note 5)	Net Cash Advanced (Note 6)	Total Cash Repayments (Note 7)	Net Cash Surplus (Deficit)	Total Reload (Note 9)	Total Write-off (Note 8)	Total Fee (Note 8)	Total Collections 06/2020-07/27/2020 (Note 7)	Active A/R	Default A/R	Total A/R
A	Global Medical Equipment	N	Global Medical Equipment	07/12/19	07/12/19	Jun-20	20,000	29,000	19,500	12,250	(7,250)			1,950	-		18,700	18,700
A	Glover Transportation	Y	Glover Transportation	01/16/20	01/16/20	Jun-20	15,000	20,850	14,550	1,126	(13,425)			825	-		20,550	20,550
A	Golden Grooming Co	Y	Golden Grooming Co	02/07/20	02/07/20	Mar-20	15,000	20,850	14,550	3,475	(11,075)			600			17,975	17,975
A	Golden Team Synergy	N	Golden Team Synergy	01/03/18	01/03/18	Jan-18	25,295	37,943	24,300	5,988	(18,312)			375			32,329	32,329
A	Graceland Logistics	N	Graceland Logistics	12/23/19	12/23/19	Jan-20	15,000	20,850	14,550	3,707	(10,843)			300			17,443	17,443
A	Granville Gourmet Food	N	Granville Gourmet Food	03/22/16	03/22/16	Apr-17	5,000	7,000	4,750	7,995	3,245			5,406			4,411	4,411
A	Great Lake Cattle Marketing	N	Great Lake Cattle Marketing	04/09/19	04/09/19	Nov-19	30,000	42,600	29,100	19,769	(9,331)			1,200			24,031	24,031
A	Greenmind Energy	N	Greenmind Energy	07/03/17	07/03/17	Jul-17	42,500	61,625	40,907	3,698	(37,210)			800			58,728	58,728
A	Grille 1	N	Grille 1	12/05/19	12/05/19	Jan-20	15,000	21,150	14,550	5,640	(8,910)			300			15,810	15,810
A	Groove Dining Group (Fuku)	N	Groove Dining Group (Fuku)	10/30/12	10/30/12	Feb-13	50,000	69,000	49,750	12,570	(37,180)			725			57,155	57,155
A	GT Plethora Concepts	N	GT Plethora Concepts	10/07/19	10/07/19	Dec-19	4,000	5,320	3,880	621	(3,259)			400			5,099	5,099
A	Gurnoor Chicagos	N	Gurnoor Chicagos	12/06/18	12/06/18	Dec-18	12,000	17,040	11,450	1,893	(9,557)			1,961			17,107	17,107
A	H H Accounting	N	H H Accounting	06/22/16	06/22/16	Feb-17	35,000	50,750	33,832	12,512	(21,320)			675			38,913	38,913
A	Hair Art By Dominique	N	Hair Art By Dominique	10/16/19	10/16/19	Jun-20	7,000	9,730	6,790	6,136	(654)			1,575	200		5,169	5,169
A	Harris Electric	N	Harris Electric	04/11/18	04/11/18	Jan-19	3,000	4,290	2,850	4,436	1,586			1,875			1,729	1,729
A	Health Corp NV	N	Health Corp NV	04/20/16	04/20/16	May-16	75,000	105,000	73,432	8,352	(65,080)			5,450			102,098	102,098
A	Hearthstone Senior Housing	N	Hearthstone Senior Housing	01/25/19	01/25/19	Oct-19	8,000	11,440	7,450	11,350	3,900			1,250			1,340	1,340
A	Heartlight Entertainment	N	Heartlight Entertainment	07/09/19	07/09/19	Sep-19	10,000	13,800	9,700	2,393	(7,307)			200			11,607	11,607
A	Heavenly Home	Y	William Smith (Heavenly Home Pro)	01/09/20	01/09/20	Jan-20	25,000	33,000	24,250	1,500	(22,750)			200			31,700	31,700
A	Heavenrich Enterprises	N	Heavenrich Enterprises	11/13/12	11/13/12	May-14	20,000	27,600	19,750	20,659	909			400			7,341	7,341
A	Henry Painting	N	Henry Painting	11/01/19	11/01/19	Jan-20	20,000	27,400	19,400	14,384	(5,016)			375			13,391	13,391
A	Herndons Spotless Cleaning	N	Herndons Spotless Cleaning	09/07/16	09/07/16	Dec-16	8,000	11,840	7,701	7,320	(381)			775			5,295	5,295
A	High Power Realty	N	High Power Realty	08/01/19	08/01/19	Oct-19	6,000	8,340	5,820	5,317	(503)			525			3,548	3,548
A	Hitz Restaurant Group	N	Hitz Restaurant Group	12/24/19	12/24/19	Jan-20	15,000	20,850	14,550	4,468	(10,082)			300			16,682	16,682
A	Holden Home Repair	N	Holden Home Repair	03/22/17	03/22/17	Mar-17	5,000	6,900	4,850	314	(4,536)			300			6,886	6,886
A	Hollingsworth Contracting	N	Hollingsworth Contracting	05/09/19	05/09/19	Jun-19	10,000	12,900	9,700	5,713	(3,987)			300			7,487	7,487
A	Hollins Delivery	N	Hollins Delivery	07/11/14	07/11/14	Dec-14	15,000	21,750	13,832	9,353	(4,480)			9,150			21,548	21,548
A	Hollywood Rims	N	Hollywood Rims	12/05/12	12/05/12	Dec-12	15,000	22,200	14,750	2,691	(12,059)			2,795			22,305	22,305
A	Home Finders	N	Home Finders	07/20/17	07/20/17	Aug-17	5,000	7,250	4,650	1,236	(3,414)			525			6,539	6,539
A	Home Services of Orlando	N	Home Services of Orlando	11/22/19	11/22/19	Jan-20	5,000	7,000	4,850	350	(4,500)			1,050			7,700	7,700
A	Hoosier Personnel	Y	Hoosier Personnel	02/07/20	02/07/20	Mar-20	15,000	20,850	14,550	2,863	(11,687)			700			18,687	18,687
A	Hope Transportation	N	Hope Transportation	01/15/16	01/15/16	Apr-17	10,000	14,500	9,201	3,260	(5,941)			5,375			16,615	16,615
A	Hospitality Management Associates	N	Hospitality Management Associates	01/15/16	01/15/16	Apr-16	85,000	117,300	83,576	28,493	(55,083)			525			89,332	89,332
A	HTX Auto	N	HTX Auto	05/15/18	05/15/18	Dec-18	20,000	28,000	19,001	23,705	4,704			625			4,920	4,920
A	Icon Sports Pub	N	Icon Sports Pub	07/13/15	07/13/15	Oct-15	30,000	40,800	28,732	16,800	(11,932)			1,125			25,125	25,125
A	Immortal Labs	N	Immortal Labs	08/30/17	08/30/17	Apr-18	5,000	7,250	4,400	7,118	1,425			825			1,557	1,557
A	Improv Innovations	N	Improv Innovations	12/16/19	12/16/19	Mar-20	12,000	14,880	11,965	3,720	(8,245)			825			11,985	11,985
A	Innovative Construction	N	Innovative Construction	06/05/14	06/05/14	Apr-16	40,000	56,000	38,732	9,747	(28,985)			8,694			54,948	54,948
A	Innovative Marketing Consultant	N	Innovative Marketing Consultant	02/28/19	02/28/19	Jun-19	10,687	14,962	10,137	6,202	(3,935)			675			9,435	9,435
A	Interactive Marketing	N	Interactive Marketing	06/06/17	06/06/17	Apr-18	15,000	21,450	14,650	6,835	(7,815)			1,300			15,915	15,915
A	Interboro Beemers and Benz	Y	Interboro Beemers and Benz	02/13/20	02/13/20	Mar-20	25,000	34,250	24,250	8,753	(15,497)			400			25,897	25,897
A	Itransport and Logistics	N	Itransport and Logistics	01/10/18	01/10/18	Mar-18	15,000	22,050	14,450	10,775	(3,675)			300			11,575	11,575
A	J and J Pit Stop	N	J and J Pit Stop	12/10/19	12/10/19	Feb-20	7,500	10,425	7,275	5,867	(1,409)			450			5,009	5,009

Securities and Exchange Commission, Plaintiff,
v.
Complete Business Solutions Group, Inc. d/b/a Par Funding et. al., Defendants.
CASE NO. 9:20-cv-81205
UNITED STATES DISTRICT COURT
SOUTHERN DISTRICT OF FLORIDA

Category A - Detail of CBSG MCA Suites Activity for the period from 2012 through July 27, 2020

Source: See footnotes

MCA Category (Note 1)	Merchant Grouping (Note 11)	Funded After 01/01/20	Merchant Name (Note 8)	First Funding Date (Note 12)	Last Funding Date (Note 12)	Month of Last Payment (Note 13)	Total Advances and Repayments per MCA Suites		Cash Advances and Repayments per MCA Suites			Transactional Data per MCA Suites				A/R Balance (Note 10)		
							A	B	C	D	E = D-C	F	G	H	I	J	K	L = J+K
							Advance Amount (Note 4)	Payback (Note 5)	Net Cash Advanced (Note 6)	Total Cash Repayments (Note 7)	Net Cash Surplus (Deficit)	Total Reload (Note 9)	Total Write-off (Note 8)	Total Fee (Note 8)	Total Collections 06/2020-07/27/2020 (Note 7)	Active A/R	Default A/R	Total A/R
A	J and K Classifieds	N	J and K Classifieds	12/10/19	12/10/19	Mar-20	6,000	8,520	5,820	6,236	416			600			2,884	2,884
A	J&E Funding	N	J&E Funding	03/07/13	03/07/13	Jan-00	15,000	17,500	15,000		(15,000)						17,500	17,500
A	Jakes Lawn Service	N	Jakes Lawn Service	10/19/18	10/19/18	Feb-20	7,000	9,940	6,790	4,572	(2,218)		1,480			6,849	6,849	
A	Jamas Beauty College	N	Jamas Beauty College	07/09/19	07/09/19	Nov-19	15,000	20,850	15,000	8,861	(6,139)			300		12,289	12,289	
A	James Womack Tree Service	N	James Womack Tree Service	04/17/19	04/17/19	Apr-19	5,000	7,250	4,850	621	(4,229)			200		6,829	6,829	
A	Jani King	N	Jani King	11/18/15	11/18/15	Jan-16	5,000	7,000	4,705	2,535	(2,170)		5,450			9,915	9,915	
A	JBCM Holdings	N	JBCM Holdings	09/30/19	09/30/19	Dec-19	50,000	62,000	49,965	33,067	(16,898)		100			29,033	29,033	
A	JDs Transport	N	JDs Transport	09/12/19	09/12/19	Dec-19	30,000	37,200	30,000	32,240	2,240		100			5,060	5,060	
A	JDubs Brewing Company	N	JDubs Brewing Company	12/18/19	12/18/19	Mar-20	70,000	97,300	67,900	50,271	(17,629)			525		47,554	47,554	
A	Jehca Trading Corp	N	Jehca Trading Corp	11/02/17	11/02/17	Sep-18	22,825	34,238	21,830	10,581	(11,249)			375		24,032	24,032	
A	Jennings Transfer and Storage	N	Jennings Transfer and Storage	01/12/16	01/12/16	Mar-16	20,000	28,000	18,832	8,830	(10,002)			5,730		24,900	24,900	
A	JHR Express	N	JHR Express	07/23/19	07/23/19	Dec-19	10,000	14,200	9,700	4,478	(5,222)			500		10,222	10,222	
A	Jim Graves & Associates	N	Jim Graves & Associates	09/20/16	09/20/16	Mar-18	50,000	72,500	48,832	46,451	(2,381)			1,325		27,374	27,374	
A	Jixing USA	N	Jixing USA	03/04/19	03/04/19	May-20	15,000	20,100	14,550	13,772	(778)			1,800		8,128	8,128	
A	JLCC Construction	N	JLCC Construction	10/10/17	10/10/17	Jun-19	45,000	67,050	43,082	51,913	8,831			2,050		17,187	17,187	
A	JLM Energy	N	JLM Energy	04/12/18	04/12/18	Nov-19	250,000	345,000	250,000	222,080	(27,920)			11,115		134,035	134,035	
A	JM Anderson	N	JM Anderson	03/13/19	03/13/19	May-19	7,183	10,056	7,183	3,695	(3,487)			500		6,860	6,860	
A	Johnnys Red Hots	N	Johnnys Red Hots	12/05/17	12/05/17	Jun-18	20,000	27,400	20,000	17,175	(2,825)			300		10,525	10,525	
A	Jonell Oil	N	Jonell Oil	03/03/16	03/03/16	Aug-17	75,000	104,250	72,682	92,615	19,933			6,575		18,210	18,210	
A	JR Capital LLC	Y	JR Capital LLC	01/09/20	01/09/20	May-20	20,000	27,800	19,400	2,634	(16,766)			675		25,841	25,841	
A	JR2K	N	JR2K	11/30/12	11/30/12	Feb-13	10,000	14,200	9,750	4,733	(5,017)			1,416		10,883	10,883	
A	Judge Software Professionals	N	Judge Software Professionals	03/04/16	03/04/16	Nov-17	200,000	280,000	198,132	291,064	92,932			24,723		13,659	13,659	
A	Jump Creek Logistics	N	Jump Creek Logistics	06/27/17	06/27/17	Oct-17	30,000	43,200	28,901	9,520	(19,381)			725		34,405	34,405	
A	June Dollar Store Plus	Y	June Dollar Store Plus	02/18/20	02/18/20	Apr-20	20,000	28,200	19,200	15,711	(3,489)			375		12,864	12,864	
A	Justin Harding (J and A Construction)	Y	Justin Harding (J and A Construction)	01/24/20	01/24/20	Feb-20	15,000	18,600	14,965	3,100	(11,865)			275		15,775	15,775	
A	K and M Enterprise	N	K and M Enterprise	02/27/19	02/27/19	Oct-19	8,000	11,360	7,760	5,799	(1,961)			525		6,086	6,086	
A	K2 Plumbing	Y	K2 Plumbing	02/13/20	02/13/20	Apr-20	20,000	27,400	19,400	4,384	(15,016)			400		23,416	23,416	
A	Kansas City Pediatrics	N	Kansas City Pediatrics	10/18/16	10/18/16	Dec-18	300,000	411,000	298,132	261,906	(36,226)			17,730		166,824	166,824	
A	Kass Handy Man Services	N	Kass Handy Man Services	02/22/18	02/22/18	Apr-18	31,000	41,230	30,001	13,743	(16,258)			300		27,787	27,787	
A	Kefir Nature and Health	N	Kefir Nature and Health	11/12/19	11/12/19	Dec-19	12,000	16,680	11,640	2,669	(8,971)			300		14,311	14,311	
A	Kelley Hospitality	N	Kelley Hospitality	09/24/19	09/24/19	Mar-20	40,000	56,400	38,800	46,221	7,421			675		10,854	10,854	
A	Kemper Brothers	N	Kemper Brothers	09/21/16	09/21/16	Dec-16	400,000	552,000	396,206	90,609	(305,597)			16,277		477,668	477,668	
A	Ken Causer Designs	N	Ken Causer Designs	07/18/16	07/18/16	Jan-17	7,000	9,800	6,750	8,313	1,563			2,125		3,612	3,612	
A	Kenny T Trucking	N	Kenny T Trucking	11/27/19	11/27/19	Jul-20	10,000	14,200	9,700	8,254	(1,446)			300	1,667	6,246	6,246	
A	Kerr Albert Office Supply	N	Kerr Albert Office Supply	01/12/18	01/12/18	Jan-18	100,757	151,135	99,762	27,644	(72,117)			300		123,791	123,791	
A	Kerville Mattress (Emmons Ventures)	N	Kerville Mattress (Emmons Ventures)	08/20/18	08/20/18	Dec-19	10,000	14,700	9,450	3,384	(6,066)			1,702		13,018	13,018	
A	Ketchup USA	N	Ketchup USA	10/13/16	10/13/16	Nov-16	35,000	49,000	33,532	5,277	(28,255)			800		44,523	44,523	
A	Kind Insurance	N	Kind Insurance	07/26/18	07/26/18	Jun-19	5,000	7,000	4,650	4,737	87			932		3,195	3,195	
A	KJC Concrete Services	N	KJC Concrete Services	11/12/19	11/12/19	Feb-20	12,000	15,240	11,640	1,768	(9,872)			1,500		14,972	14,972	
A	KM Construction	N	KM Construction	06/03/19	06/03/19	Aug-19	14,447	17,048	13,697	13,985	288			650		3,712	3,712	
A	KPA Transport	N	KPA Transport	09/13/19	09/13/19	Dec-19	25,000	34,750	24,250	14,479	(9,771)			400		20,671	20,671	
A	Kristina Jennings Dunn	N	Kristina Jennings Dunn	04/23/12	04/23/12	Mar-16	5,000	7,025	5,000	3,605	(1,395)			75		3,495	3,495	
A	KRW Plumbing	N	KRW Plumbing	05/31/16	05/31/16	Jan-17	14,800	21,016	14,505	3,151	(11,354)			825		18,690	18,690	
A	La Rosa Greenhouse	N	La Rosa Greenhouse	08/25/15	08/25/15	Feb-17	30,000	42,000	28,832	7,609	(21,223)			5,275		39,666	39,666	
A	Larry R Holly and Associates	N	Larry R Holly and Associates	08/22/18	08/22/18	Mar-19	60,200	84,280	59,205	63,699	4,494			750		21,331	21,331	
A	Leadway Inc	N	Leadway Inc	08/09/19	08/09/19	Jan-20	50,000	69,500	49,965	34,180	(15,785)			1,500		36,820	36,820	
A	Legendary Property Solutions	N	Legendary Property Solutions	09/19/19	09/19/19	Jan-20	20,000	27,200	19,400	947	(18,453)			300		26,553	26,553	

Securities and Exchange Commission, Plaintiff,
v.
Complete Business Solutions Group, Inc. d/b/a Par Funding et. al., Defendants.
CASE NO. 9:20-cv-81205
UNITED STATES DISTRICT COURT
SOUTHERN DISTRICT OF FLORIDA

Category A - Detail of CBSG MCA Suites Activity for the period from 2012 through July 27, 2020

Source: See footnotes

MCA Category (Note 1)	Merchant Grouping (Note 11)	Funded After 01/01/20	Merchant Name (Note 8)	First Funding Date (Note 12)	Last Funding Date (Note 12)	Month of Last Payment (Note 13)	Total Advances and Repayments per MCA Suites		Cash Advances and Repayments per MCA Suites			Transactional Data per MCA Suites				A/R Balance (Note 10)		
							A	B	C	D	E = D-C	F	G	H	I	J	K	L = J+K
							Advance Amount (Note 4)	Payback (Note 5)	Net Cash Advanced (Note 6)	Total Cash Repayments (Note 7)	Net Cash Surplus (Deficit)	Total Reload (Note 9)	Total Write-off (Note 8)	Total Fee (Note 8)	Total Collections 06/2020-07/27/2020 (Note 7)	Active A/R	Default A/R	Total A/R
A	Lemus Patio Covers	N	Lemus Patio Covers	07/18/19	07/18/19	Oct-19	12,000	16,680	8,022	8,323	301			900			9,257	9,257
A	Leonard M Lago	N	Leonard M Lago	03/12/18	03/12/18	Apr-18	5,500	8,085	5,150	1,401	(3,749)			375			7,059	7,059
A	Leverington Avenue Body Building Inc	N	Leverington Avenue Body Building Inc	05/20/13	05/20/13	Feb-14	13,000	16,900	13,000	(51,416)	(64,416)			79,182			147,498	147,498
A	Lifeline Environment	Y	Lifeline Environment	01/09/20	01/09/20	Feb-20	15,000	20,850	14,550	4,964	(9,586)			675			16,561	16,561
A	Limited Watches Inc	N	Limited Watches Inc	11/15/19	11/15/19	Mar-20	50,000	69,500	48,500	6,308	(42,192)			750			63,942	63,942
A	Liner Tire	N	Liner Tire	10/03/16	10/03/16	Dec-17	115,000	161,000	112,582	58,810	(53,772)			150			102,340	102,340
A	Lisas Corner Cafe	N	Lisas Corner Cafe	03/06/17	03/06/17	Feb-18	7,000	9,940	6,580	3,504	(3,076)			5,225			11,661	11,661
A	Little Thai Hut	N	Little Thai Hut	12/01/17	12/01/17	Dec-17	120,000	168,000	117,832	1,798	(116,034)			275			166,477	166,477
A	LP Multi Services	N	LP Multi Services	06/10/19	06/10/19	Jul-19	10,000	13,900	9,700	2,108	(7,592)			300			12,092	12,092
A	LQ Property Management	N	LQ Property Management	12/04/18	12/04/18	Apr-20	20,000	27,800	19,000	23,622	4,622			1,125			5,303	5,303
A	Lucero Law	N	Lucero Law	03/26/18	03/26/18	Jun-18	15,000	21,300	14,450	8,402	(6,048)			600			13,498	13,498
A	Lucky Lucky LLC	N	Lucky Lucky LLC	07/19/17	07/19/17	Jul-18	12,500	18,125	12,150	6,543	(5,607)			675			12,257	12,257
A	Luis And Luigi Concrete	N	Luis And Luigi Concrete	04/10/18	04/10/18	Jan-19	12,000	17,880	11,450	16,011	4,561			2,194			0	0
A	Luxury Unlimited Services	Y	Luxury Unlimited Services	03/18/20	03/18/20	Apr-20	5,000	7,050	4,650	282	(4,368)			750			7,518	7,518
A	M and M Carpenter Experts	Y	M and M Carpenter Experts	02/26/20	02/26/20	Mar-20	5,000	7,350	4,800	294	(4,506)			275			7,331	7,331
A	Magic Cellular	N	Magic Cellular	01/23/18	01/23/18	Aug-18	7,000	9,800	6,450	2,880	(3,570)			300			7,220	7,220
A	Maine Live Lobster	N	Maine Live Lobster	08/21/12	08/21/12	Aug-12	10,000	13,800	10,000	1,255	(8,745)						13,636	13,636
A	Seafood & Distribution	N	Seafood & Distribution	08/21/12	08/21/12	Aug-12	10,000	13,800	10,000	1,255	(8,745)			1,091			13,636	13,636
A	Marks and Associates	N	Marks and Associates	05/22/17	05/22/17	Sep-17	17,000	23,120	16,650	7,973	(8,677)			200			15,347	15,347
A	Marks Home and Yard Service	Y	Marks Home and Yard Service	01/24/20	01/24/20	May-20	25,000	34,750	24,250	26,690	2,440		8,610	550			-	-
A	Martin Pools and Fence	N	Martin Pools and Fence	10/03/16	10/03/16	Nov-16	17,500	24,850	16,726	2,824	(13,902)			1,175			23,201	23,201
A	Mastercraft Homes	N	Mastercraft Homes	06/09/14	06/09/14	Nov-15	50,000	69,950	48,732	51,091	2,359			8,600			27,459	27,459
A	Maxbuyers LLC	N	Maxbuyers LLC	12/12/19	12/12/19	Feb-20	17,000	23,290	16,400	5,261	(11,139)			1,000			19,029	19,029
A	Maximino Imports	N	Maximino Imports	09/22/17	09/22/17	Nov-17	15,000	21,750	14,300	6,786	(7,514)			300			15,264	15,264
A	Medicine With A Point	N	Medicine With A Point	11/30/17	11/30/17	Dec-17	3,000	4,350	2,940	580	(2,360)			300			4,070	4,070
A	Meeksco Construction and Flooring	N	Meeksco Construction and Flooring	10/10/17	10/10/17	Dec-17	7,500	11,025	7,350	5,811	(1,539)			300			5,514	5,514
A	Memphis Best Friends	N	Memphis Best Friends	04/04/18	04/04/18	May-18	8,000	11,520	7,450	3,110	(4,340)			300			8,710	8,710
A	Meridian Medical Staffing	N	Meridian Medical Staffing	04/02/19	04/02/19	Sep-19	50,000	70,000	48,500	66,352	17,852			5,625			9,273	9,273
A	Merrick Cinemas	N	Merrick Cinemas	06/23/17	06/23/17	Oct-17	22,500	32,400	21,476	4,040	(17,436)			1,950			30,310	30,310
A	Metro Urgent Care	N	Metro Urgent Care	03/25/19	03/25/19	Oct-19	100,000	140,000	97,000	114,409	17,409			1,050			26,641	26,641
A	Mg Auto	N	Mg Auto	03/28/13	03/28/13	Apr-13	63,000	90,090	62,750	7,371	(55,379)			7,367			90,086	90,086
A	Michael Smeets (MJS Design and Build)	Y	Michael Smeets (MJS Design and Build)	01/24/20	01/24/20	Mar-20	5,000	7,450	4,850	3,129	(1,721)			500			4,821	4,821
A	Midway Truck	N	Midway Truck	12/04/18	12/04/18	Dec-19	15,000	21,750	14,250	18,916	4,666			2,925			5,759	5,759
A	MJ Custom Builders	N	MJ Custom Builders	04/16/18	04/16/18	Sep-18	8,000	11,520	7,450	7,506	56			9,355			13,369	13,369
A	MJC USA Corporation	N	MJC USA Corporation	12/14/18	12/14/18	Mar-19	12,000	17,160	11,400	16,549	5,149			525			1,136	1,136
A	MMK Cooling	N	MMK Cooling	05/31/18	05/31/18	Aug-19	50,000	70,500	48,532	50,386	1,854			1,175			21,289	21,289
A	Moisan LLC	N	Moisan LLC	07/05/19	07/05/19	Sep-19	60,000	83,400	58,200	31,350	(26,850)			825			52,875	52,875
A	Molnar Design	N	Molnar Design	08/10/18	08/10/18	Oct-18	25,000	35,750	24,001	9,546	(14,455)			3,393			29,597	29,597
A	Momentum Trans Inc	N	Momentum Trans Inc	12/13/19	12/13/19	Mar-20	30,000	41,700	29,100	19,182	(9,918)			450			22,968	22,968
A	Mountain Top Home Improvement	N	Mountain Top Home Improvement	11/13/17	11/13/17	Jan-18	2,500	3,625	2,500	1,176	(1,324)			675			3,124	3,124
A	Mr. C. Movers	N	Mr. C. Movers	06/28/12	06/28/12	May-13	7,500	10,350	7,500	6,198	(1,302)			150			4,302	4,302
A	Multimedia Platforms	N	Multimedia Platforms	03/16/16	03/16/16	Aug-18	125,000	175,000	123,162	142,661	19,499			800			33,139	33,139
A	My Vision II	N	My Vision II	11/14/19	11/14/19	Dec-19	14,000	19,460	13,580	4,670	(8,910)			425			15,215	15,215
A	Nail Divas	N	Nail Divas	02/22/18	02/22/18	Apr-18	6,000	8,640	5,450	3,086	(2,364)			375			5,929	5,929
A	Nas Food Wholesale	N	Nas Food Wholesale	09/09/19	09/09/19	Nov-19	5,000	6,950	4,850	1,169	(3,681)			300			6,081	6,081

Securities and Exchange Commission, Plaintiff,
v.
Complete Business Solutions Group, Inc. d/b/a Par Funding et. al., Defendants.
CASE NO. 9:20-cv-81205
UNITED STATES DISTRICT COURT
SOUTHERN DISTRICT OF FLORIDA

Category A - Detail of CBSG MCA Suites Activity for the period from 2012 through July 27, 2020

Source: See footnotes

MCA Category (Note 1)	Merchant Grouping (Note 11)	Funded After 01/01/20	Merchant Name (Note 8)	First Funding Date (Note 12)	Last Funding Date (Note 12)	Month of Last Payment (Note 13)	Total Advances and Repayments per MCA Suites		Cash Advances and Repayments per MCA Suites			Transactional Data per MCA Suites				A/R Balance (Note 10)		
							Advance Amount (Note 4)	Payback (Note 5)	C	D	E = D-C	F	G	H	I	J	K	L = J+K
A	National Corp of America	N	National Corp of America	01/10/18	01/10/18	Feb-18	20,000	28,800	18,001	2,945	(15,056)			825			26,680	26,680
A	National Rx	N	National Rx	04/08/16	04/08/16	Oct-19	40,000	56,000	38,832	61,733	22,901		20,665			14,932	14,932	
A	Native Roots	N	Native Roots	06/20/19	06/20/19	Sep-19	30,000	41,700	29,100	12,163	(16,938)		525			30,063	30,063	
A	New Insurance Marketing	N	New Insurance Marketing	04/29/19	04/29/19	Jun-19	8,000	11,360	7,760	3,282	(4,478)		300			8,378	8,378	
A	Newieco Wholesale and Auction House	Y	Newieco Wholesale and Auction House	03/09/20	03/09/20	Mar-20	10,000	14,700	9,600	1,960	(7,640)			300		13,040	13,040	
A	NG Consulting Services (Nexgen)	N	NG Consulting Services (Nexgen)	06/02/16	06/02/16	Oct-19	150,000	217,500	148,132	81,293	(66,839)			2,625		138,832	138,832	
A	Nikkis Dressing Room	N	Nikkis Dressing Room	08/22/12	08/22/12	Dec-12	22,500	31,500	22,500	9,331	(13,169)			1,417		23,586	23,586	
A	NNT Construction	N	NNT Construction	06/07/19	06/07/19	Oct-19	20,000	27,800	19,400	5,701	(13,699)		100			22,199	22,199	
A	Nolasco Drywall	N	Nolasco Drywall	01/25/18	01/25/18	Apr-18	7,798	11,697	6,803	1,486	(5,317)			1,200		11,411	11,411	
A	Nomad White Lake	N	Nomad White Lake	10/08/19	10/08/19	Mar-20	35,000	48,650	34,201	13,917	(20,284)			3,450		38,183	38,183	
A	North Star Distribution	Y	North Star Distribution	01/28/20	01/28/20	Mar-20	10,000	13,900	9,700	3,177	(6,523)			600		11,323	11,323	
A	Nowak Sales	N	Nowak Sales	11/07/19	11/07/19	Jul-20	7,500	10,425	7,275	5,641	(1,634)			825	300	5,609	5,609	
A	Ocean Electric System	N	Ocean Electric System	10/06/15	10/06/15	Dec-15	10,000	14,000	9,205	795	(8,410)			5,500		18,704	18,704	
A	Okura Health	Y	Okura Health	02/27/20	02/27/20	Mar-20	20,000	28,200	19,200	3,102	(16,098)			225		25,323	25,323	
A	OLC Contractors of Washington	N	OLC Contractors of Washington	07/11/19	07/11/19	Nov-19	10,000	13,900	9,700	8,340	(1,360)			1,200		6,760	6,760	
A	Omni Group	N	Omni Group	10/09/15	10/09/15	Mar-16	75,000	105,000	73,328	40,545	(32,783)			5,375		69,830	69,830	
A	OMS Moving and Storage	N	OMS Moving and Storage	01/30/19	01/30/19	Feb-19	15,000	21,750	14,450	-	(14,450)			2,671		24,421	24,421	
A	On Time Over Night Trucking	Y	On Time Over Night Trucking	01/24/20	01/24/20	Apr-20	5,000	6,950	4,850	1,291	(3,559)			900		6,559	6,559	
A	Onmi Ash	N	Onmi Ash	09/19/18	09/19/18	Oct-18	66,750	95,453	66,750	44,500	(22,250)			11,475		62,428	62,428	
A	Orion Contracting Service	N	Orion Contracting Service	09/16/15	09/16/15	Apr-16	20,000	28,000	19,550	17,090	(2,460)			1,075		11,985	11,985	
A	Outback Entertainment (CMR TIX)	N	Entertainment (CMR TIX)	09/20/19	09/20/19	Sep-19	16,192	21,860	15,892	4,273	(11,620)			200		17,787	17,787	
A	P Square Solutions Panhandle	N	P Square Solutions Panhandle	03/06/19	03/06/19	Apr-19	10,000	14,500	9,450	2,933	(6,517)			300		11,867	11,867	
A	Precision Roofing and Restoration	N	Precision Roofing and Restoration	05/31/19	05/31/19	Sep-19	25,000	34,750	24,650	4,786	(19,864)			2,075		32,039	32,039	
A	Papa Auto Body	N	Papa Auto Body	08/13/12	08/13/12	Dec-12	8,000	11,550	7,500	2,050	(5,450)					9,500	9,500	
A	Papis Trucking Corp	N	Papis Trucking Corp	10/01/19	10/01/19	Feb-20	30,000	40,500	29,100	29,025	(75)			1,100		12,575	12,575	
A	Parimore Entertainment	N	Parimore Entertainment	11/19/19	11/19/19	Apr-20	20,000	27,800	19,400	21,433	2,033			900		7,267	7,267	
A	Park Transportation	N	Park Transportation	12/27/19	12/27/19	Jun-20	150,000	208,500	145,500	21,396	(124,104)			575	609	187,679	187,679	
A	Patent Category	N	Patent Category	12/21/17	12/21/17	May-18	350,000	455,000	347,832	423,348	75,516			300		31,952	31,952	
A	Paterson Foods	N	Paterson Foods	11/24/17	11/24/17	Apr-18	70,000	119,000	69,001	17,000	(52,001)					102,000	102,000	
A	Patriot Metals	N	Patriot Metals	09/18/19	09/18/19	May-20	25,000	34,750	24,250	19,446	(4,804)			1,075		16,379	16,379	
A	PDA Company	N	PDA Company	02/01/16	02/01/16	Apr-16	7,500	10,493	7,205	4,797	(2,408)			450		6,146	6,146	
A	Pearls Nail	N	Pearls Nail	08/03/16	08/03/16	Jan-17	20,000	28,000	19,705	24,782	5,077			1,475		4,693	4,693	
A	Petrosyans Auto Repair	N	Petrosyans Auto Repair	03/15/19	03/15/19	May-19	15,000	17,850	15,000	3,570	(11,430)			325		14,605	14,605	
A	Philadeli Corp	N	Philadeli Corp	01/19/16	01/19/16	Aug-18	40,000	56,000	38,832	31,120	(7,712)			10,600		35,480	35,480	
A	Phoenix Healthy USA	N	Phoenix Healthy USA	10/09/19	10/09/19	Oct-19	7,000	9,730	6,790	(0)	(6,790)			375		10,105	10,105	
A	Pickens and Stewart Associates	N	Pickens and Stewart Associates	05/24/19	05/24/19	Sep-19	60,000	72,600	58,200	40,852	(17,348)			900		32,648	32,648	
A	Pickup and Drop Couriers	N	Pickup and Drop Couriers	10/02/19	10/02/19	Jan-20	17,000	23,630	16,490	16,305	(185)			275		7,600	7,600	
A	Pinnacle Enterprises	Y	Pinnacle Enterprises	01/03/20	01/03/20	Feb-20	5,000	7,000	4,850	350	(4,500)					7,850	7,850	
A	Pinnacle Group Contracting	N	Pinnacle Group Contracting	09/20/16	09/20/16	Oct-16	50,000	70,000	48,532	3,712	(44,820)			1,200		66,513	66,513	
A	Pittman Construction	N	Pittman Construction	12/18/12	12/18/12	Dec-15	15,000	21,450	14,750	15,557	807			2,575		8,468	8,468	
A	Pizza Rev	N	Pizza Rev	07/12/19	07/12/19	Oct-19	15,000	20,850	14,550	3,446	(11,104)			300		17,704	17,704	
A	Planet Wings Edison	N	Planet Wings Edison	06/28/19	06/28/19	Jan-20	15,000	20,850	14,450	18,173	3,723				3,258	(280)	(280)	
A	Porters Body Shop	Y	Porters Body Shop	01/14/20	01/14/20	Jan-20	30,000	41,700	29,100	1,516	(27,584)			300		40,659	40,659	
A	Postal Center USA	N	Postal Center USA	12/03/19	12/03/19	Mar-20	30,000	41,700	29,100	23,101	(5,999)			300		18,899	18,899	
A	Prather Services	N	Prather Services	02/16/18	02/16/18	May-18	75,000	108,000	75,000	53,182	(21,818)			200		55,018	55,018	

Securities and Exchange Commission, Plaintiff,
v.
Complete Business Solutions Group, Inc. d/b/a Par Funding et. al., Defendants.
CASE NO. 9:20-cv-81205
UNITED STATES DISTRICT COURT
SOUTHERN DISTRICT OF FLORIDA

Category A - Detail of CBSG MCA Suites Activity for the period from 2012 through July 27, 2020

Source: See footnotes							Total Advances and Repayments per MCA Suites		Cash Advances and Repayments per MCA Suites			Transactional Data per MCA Suites				A/R Balance (Note 10)		
MCA Category (Note 1)	Merchant Grouping (Note 11)	Funded After 01/01/20	Merchant Name (Note 8)	First Funding Date (Note 12)	Last Funding Date (Note 12)	Month of Last Payment (Note 13)	A	B	C	D	E = D-C	F	G	H	I	J	K	L = J+K
							Advance Amount (Note 4)	Payback (Note 5)	Net Cash Advanced (Note 6)	Total Cash Repayments (Note 7)	Net Cash Surplus (Deficit)	Total Reload (Note 9)	Total Write-off (Note 8)	Total Fee (Note 8)	Total Collections 06/2020-07/27/2020 (Note 7)	Active A/R	Default A/R	Total A/R
A	Premier Funding	N	Premier Funding	11/18/19	11/18/19	Mar-20	25,000	34,750	25,000	11,858	(13,142)			1,075			23,967	23,967
A	Premier Legal and Financial Services	N	Premier Legal and Financial Services	09/20/19	09/20/19	Oct-19	30,000	40,800	29,100	1,224	(27,876)			600			40,176	40,176
A	Prime General Contracting Services	N	Prime General Contracting Services	04/12/19	04/12/19	Nov-19	25,000	35,500	24,250	7,682	(16,568)						28,843	28,843
A	Printex	N	Printex	04/18/18	04/18/18	Nov-18	50,000	72,500	48,532	46,073	(2,459)			1,025			29,500	29,500
A	Pro Hauling	N	Pro Hauling	07/08/16	07/08/16	Apr-17	22,500	31,500	21,332	13,330	(8,002)			850			19,020	19,020
A	Pro Safety Shield	N	Pro Safety Shield	05/30/19	05/30/19	Aug-19	50,000	67,500	48,500	43,599	(4,901)			1,150			25,051	25,051
A	Professional Education Development	N	Professional Education Development	01/05/18	01/05/18	Jun-18	35,000	50,400	33,651	20,385	(13,266)			1,875			31,890	31,890
A	Progressive Fleet	Y	Progressive Fleet	02/25/20	02/25/20	Jul-20	20,000	28,200	19,200	2,300	(16,900)			300	2,000		26,200	26,200
A	Promise Productions	N	Promise Productions	08/06/12	08/06/12	Nov-19	15,000	20,700	15,000	7,980	(7,020)			(679)			12,041	12,041
A	Promotion Group Central	N	Promotion Group Central	05/08/17	05/08/17	Feb-18	175,000	246,750	173,132	229,873	56,741			2,600			19,477	19,477
A	Pumex Technologies	N	Pumex Technologies	01/31/18	01/31/18	Mar-20	25,000	35,000	23,751	32,138	8,387			1,316			4,178	4,178
A	Qshi Bistro	N	Qshi Bistro	07/29/19	07/29/19	Aug-19	15,000	20,850	14,550	3,012	(11,538)			425			18,263	18,263
A	Qualified Savings Plan	N	Qualified Savings Plan	05/12/17	05/12/17	Aug-17	20,000	28,600	19,201	9,482	(9,719)			800			19,918	19,918
A	Queens Diner	N	Queens Diner	12/13/19	12/13/19	Dec-19	20,000	27,800	19,400	-	(19,400)			300			28,100	28,100
A	R And N Enterprises	N	R And N Enterprises	01/03/18	01/03/18	Feb-18	30,651	45,977	29,656	14,851	(14,805)			300			31,426	31,426
A	R Pierre Consulting Group	N	R Pierre Consulting Group	07/31/19	07/31/19	Oct-19	25,000	35,250	24,250	12,765	(11,485)			825			23,310	23,310
A	Race Auto Repair	N	Race Auto Repair	07/03/13	07/03/13	Aug-17	18,000	24,500	16,601	10,584	(6,017)			600			14,516	14,516
A	Ram Dr	N	Ram Dr	01/24/19	01/24/19	Oct-19	12,500	16,875	12,500	11,835	(665)			475			5,515	5,515
A	Ramshow Corporation	N	Ramshow Corporation	05/09/17	05/09/17	Oct-17	6,000	8,400	5,850	6,900	1,050			1,900			3,400	3,400
A	Rasheeda Anukam	N	Rasheeda Anukam	12/31/12	12/31/12	Jan-00	5,000	6,900	5,000		(5,000)						6,900	6,900
A	RBK Development	N	RBK Development	09/26/19	09/26/19	Dec-19	30,000	42,300	29,100	4,230	(24,870)			1,125			39,195	39,195
A	Rebu LLC	Y	Rebu LLC	03/18/20	03/18/20	Mar-20	5,000	6,950	4,650	139	(4,511)			300			7,111	7,111
A	Regional Ems and Critical Care	N	Regional Ems and Critical Care	07/17/17	07/17/17	Jun-18	157,238	235,858	156,243	116,386	(39,857)			1,175			120,647	120,647
A	Renato Gioe	N	Renato Gioe	01/08/14	01/08/14	Jan-00	5,650	5,650	5,650		(5,650)						5,650	5,650
A	Reno Contracting	N	Reno Contracting	12/07/18	12/07/18	Aug-19	600,000	864,000	570,000	398,637	(171,363)			1,525			466,888	466,888
A	Residential Completions	N	Residential Completions	10/20/17	10/20/17	May-19	275,000	376,750	270,082	189,025	(81,057)			525			188,250	188,250
A	Retrofocus Media	Y	Retrofocus Media	01/23/20	01/23/20	Mar-20	5,000	6,900	4,850	2,366	(2,484)			225			4,759	4,759
A	Rev2 Networks	N	Rev2 Networks	10/16/17	10/16/17	Feb-18	7,500	10,500	7,350	3,027	(4,323)			700			8,173	8,173
A	Revive Fitness	N	Revive Fitness	03/29/12	03/29/12	Mar-16	5,000	6,900	5,000	6,438	1,438			2,679			3,141	3,141
A	Revolution Tire	N	Revolution Tire	01/31/19	01/31/19	May-19	5,000	7,150	4,750	2,925	(1,825)			800			5,025	5,025
A	Revolve Solar	N	Revolve Solar	04/21/16	04/21/16	Mar-17	125,000	177,500	123,132	108,062	(15,070)			5,350			74,788	74,788
A	Rhode Island Recovery and Repair	Y	Rhode Island Recovery and Repair	02/20/20	02/20/20	Apr-20	8,000	11,120	7,680	3,753	(3,927)			300			7,667	7,667
A	River Oaks Portraits	N	River Oaks Portraits	06/23/17	06/23/17	Sep-17	43,000	60,200	41,832	23,846	(17,986)			350			36,704	36,704
A	Riverside Dental Studio	N	Riverside Dental Studio	01/10/18	01/10/18	Feb-20	71,495	107,243	70,500	63,920	(6,580)		44,522	1,200			-	-
A	Rizik Financial Services	N	Rizik Financial Services	06/23/15	06/23/15	Jun-16	10,000	14,000	10,000	14,100	4,100			2,595			2,495	2,495
A	RJ Painting and Home Improvement	N	RJ Painting and Home Improvement	11/12/19	11/12/19	Feb-20	10,000	13,900	9,700	8,590	(1,110)			750			6,060	6,060
A	RJR's Trucking	N	RJR's Trucking	02/17/17	02/17/17	Jul-17	20,000	28,000	19,201	23,950	4,749			1,350			5,400	5,400
A	Rnr Vapors	N	Rnr Vapors	03/08/17	03/08/17	Sep-19	27,000	37,260	26,500	18,755	(7,745)			700			19,205	19,205
A	Robinsons Automotive Repair	N	Robinsons Automotive Repair	01/17/18	01/17/18	Aug-18	7,000	10,150	6,380	3,784	(2,596)			750			7,116	7,116
A	Rocky Mountain Auto LLC	N	Rocky Mountain Auto LLC	11/15/19	11/15/19	Dec-19	15,000	20,850	14,550	-	(14,550)			675			21,525	21,525
A	Romec Electrical Contractor	Y	Romec Electrical Contractor	02/26/20	02/26/20	Apr-20	10,000	13,900	9,600	3,011	(6,589)			375			11,264	11,264
A	Roof Brokers of Colorado	N	Roof Brokers of Colorado	01/17/18	01/17/18	May-19	60,000	86,400	57,232	19,110	(38,122)			4,475			71,765	71,765
A	Roswal Cars Inc	Y	Roswal Cars Inc	02/13/20	02/13/20	Mar-20	7,000	9,940	6,790	2,071	(4,719)			300			8,169	8,169
A	Rowe Enterprises	N	Rowe Enterprises	12/10/19	12/10/19	May-20	10,000	12,400	9,965	1,240	(8,725)			1,125			12,285	12,285
A	Royal Golf Group	N	Royal Golf Group	06/02/16	06/02/16	Mar-18	250,000	350,000	248,432	193,126	(55,306)			1,450			158,324	158,324
A	RST Poultry	Y	RST Poultry	02/27/20	02/27/20	Apr-20	5,000	6,950	4,800	927	(3,873)			750			6,773	6,773
A	Rsw Pro Shop	N	Rsw Pro Shop	08/08/16	08/08/16	Jan-17	15,000	21,000	14,601	12,255	(2,346)			925			9,670	9,670

Securities and Exchange Commission, Plaintiff,
v.
Complete Business Solutions Group, Inc. d/b/a Par Funding et. al., Defendants.
CASE NO. 9:20-cv-81205
UNITED STATES DISTRICT COURT
SOUTHERN DISTRICT OF FLORIDA

Category A - Detail of CBSG MCA Suites Activity for the period from 2012 through July 27, 2020

Source: See footnotes							Total Advances and Repayments per MCA Suites		Cash Advances and Repayments per MCA Suites			Transactional Data per MCA Suites				A/R Balance (Note 10)		
MCA Category (Note 1)	Merchant Grouping (Note 11)	Funded After 01/01/20	Merchant Name (Note 8)	First Funding Date (Note 12)	Last Funding Date (Note 12)	Month of Last Payment (Note 13)	A	B	C	D	E = D-C	F	G	H	I	J	K	L = J+K
							Advance Amount (Note 4)	Payback (Note 5)	Net Cash Advanced (Note 6)	Total Cash Repayments (Note 7)	Net Cash Surplus (Deficit)	Total Reload (Note 9)	Total Write-off (Note 8)	Total Fee (Note 8)	Total Collections 06/2020-07/27/2020 (Note 7)	Active A/R	Default A/R	Total A/R
A	RVR Electrical and General Contracting	Y	RVR Electrical and General Contracting	01/15/20	01/15/20	Mar-20	15,000	20,850	14,550	6,047	(8,504)			300			15,104	15,104
A	S and M Marketing Group	Y	S and M Marketing Group	03/11/20	03/11/20	Apr-20	20,000	27,800	19,200	5,560	(13,640)			450			22,690	22,690
A	San Diego Business	N	San Diego Business	07/03/17	07/03/17	Feb-18	30,000	43,500	28,901	16,655	(12,246)			300			27,145	27,145
A	Sancurity Inc	N	Sancurity Inc	03/01/19	03/01/19	Dec-19	7,000	9,940	7,000	4,913	(2,087)			725			5,752	5,752
A	Sara Travel And Tours	N	Sara Travel And Tours	07/10/19	07/10/19	Sep-19	10,000	13,900	10,000	4,320	(5,680)			1,200			10,780	10,780
A	Schimmel Insurance Services	N	Schimmel Insurance Services	08/07/18	08/07/18	Apr-19	9,000	11,880	9,000	11,356	2,356			3,375			3,899	3,899
A	Scorpion Lawn	N	Scorpion Lawn	10/16/17	10/16/17	Jan-18	3,000	4,410	2,940	2,920	(20)			675			2,165	2,165
A	Scott Smith, MD	N	Scott Smith, MD	06/27/13	06/27/13	Oct-13	30,000	42,000	28,701	5,743	(22,958)			2,400			38,657	38,657
A	Sharps Cleaning Service	N	Sharps Cleaning Service	10/23/12	10/23/12	Feb-14	20,000	27,600	19,750	14,743	(5,007)			1,625			14,482	14,482
A	Shawn Ragin (Ragin Prep)	N	Shawn Ragin (Ragin Prep)	04/26/18	04/26/18	Nov-19	14,920	22,380	14,525	13,895	(630)			1,900			10,385	10,385
A	Sherwood Plumbing Heating	N	Sherwood Plumbing Heating	06/19/13	06/19/13	Apr-14	10,000	14,300	9,601	2,375	(7,226)			3,290			15,215	15,215
A	Shine Pink	Y	Shine Pink	02/06/20	02/06/20	May-20	25,000	34,750	24,250	16,796	(7,454)			275			18,229	18,229
A	Shore Break Electric	N	Shore Break Electric	11/09/18	11/09/18	Mar-20	18,026	25,237	17,126	9,363	(7,763)			2,177			18,051	18,051
A	Signarama 10	N	Signarama 10	06/19/17	06/19/17	Oct-17	12,000	16,800	11,650	11,340	(310)			225			5,685	5,685
A	Silicon Alley Group	N	Silicon Alley Group	01/08/16	01/08/16	Mar-16	91,000	122,850	89,432	38,810	(50,622)			5,300			89,340	89,340
A	Silk Salon (Ras Spa LLC)	N	Silk Salon (Ras Spa LLC)	05/22/13	05/22/13	Nov-13	35,000	37,177	34,601	10,227	(24,374)			1,350			28,300	28,300
A	SN Import Export	N	SN Import Export	10/30/19	10/30/19	Jul-20	25,000	34,750	24,250	6,134	(18,116)			300	921		28,916	28,916
A	Snowball Factory	Y	Snowball Factory (Stuart Beckwith)	03/19/20	03/19/20	Apr-20	5,000	6,950	4,650	894	(3,756)			475			6,531	6,531
A	Solace Financial	N	Solace Financial	06/26/13	06/26/13	Dec-13	55,000	78,650	54,601	8,156	(46,445)			558			71,052	71,052
A	Solstice Supply	N	Solstice Supply	05/20/15	05/20/15	Jan-16	25,000	34,475	23,832	36,499	12,667			13,372			11,348	11,348
A	Solutions Title And Escrow	N	Solutions Title And Escrow	09/11/17	09/11/17	Oct-17	20,000	29,000	18,650	4,350	(14,300)			550			25,200	25,200
A	Somerset Regional Water Resources	N	Somerset Regional Water Resources	08/13/15	08/13/15	Jun-16	400,000	540,000	398,132	366,611	(31,521)			28,156			201,546	201,546
A	Sorry Mom	Y	Sorry Mom	01/28/20	01/28/20	May-20	7,000	9,730	6,790	5,927	(863)			600			4,403	4,403
A	South Jersey Sedan and Limousine Service	N	South Jersey Sedan and Limousine Service	07/12/19	07/12/19	Aug-19	7,500	9,075	7,465	2,720	(4,745)			200			6,555	6,555
A	South Metro Basement Company	Y	South Metro Basement Company	01/09/20	01/09/20	Mar-20	9,000	12,510	8,730	5,333	(3,397)			1,050			8,227	8,227
A	South Philly Steaks	N	South Philly Steaks	05/20/13	05/20/13	Jun-13	9,000	13,050	9,000	2,200	(6,800)			1,050			10,850	10,850
A	Spa At Windsor Court	N	Spa At Windsor Court	11/10/17	11/10/17	Mar-18	10,000	14,000	9,450	10,734	1,284			1,650			4,916	4,916
A	Spa Downtown	N	Spa Downtown	04/06/16	04/06/16	Apr-16	5,000	7,000	4,750	636	(4,114)						6,364	6,364
A	SRCC USA	N	SRCC USA	05/09/19	05/09/19	Jan-20	7,000	9,100	6,790	8,730	1,940			1,500			1,870	1,870
A	Stallia Inc	N	Stallia Inc	05/21/19	05/21/19	Aug-19	5,000	6,950	4,850	3,376	(1,474)			825			4,399	4,399
A	Star Express	N	Star Express	05/17/17	05/17/17	Jun-17	15,000	21,750	14,650	2,486	(12,164)			800			20,064	20,064
A	Steam King	N	Steam King	11/30/17	11/30/17	Jan-18	6,000	8,940	5,850	3,167	(2,683)			475			6,248	6,248
A	Steel Media Group	Y	Steel Media Group	02/28/20	02/28/20	Mar-20	8,462	11,762	6,462	2,132	(4,330)			600			10,230	10,230
A	Stoneray Construction	Y	Stoneray Construction	01/08/20	01/08/20	Mar-20	20,000	27,800	19,400	10,425	(8,975)			200			17,575	17,575
A	STR&AIM Productions	Y	STR&AIM Productions	01/15/20	01/15/20	Jan-20	5,000	6,950	4,850	199	(4,651)			300			7,051	7,051
A	Strategic Solar Enterprises	N	Strategic Solar Enterprises	12/03/18	12/03/18	Jul-19	30,000	34,800	29,100	4,905	(24,195)			1,125			31,020	31,020
A	Students First Services	N	Students First Services	02/21/19	02/21/19	Dec-19	50,000	71,000	48,500	25,466	(23,034)			675			46,209	46,209
A	Superior Heat Co	N	Superior Heat Co	09/28/18	09/28/18	Oct-18	40,000	55,600	39,200	4,549	(34,651)			7,750			58,801	58,801
A	Superior Maintenance and Drain Cleaning	N	Superior Maintenance and Drain Cleaning	08/21/18	08/21/18	Nov-18	20,000	29,000	20,000	1,867	(18,133)			3,733			30,866	30,866
A	Susquehanna Motorsports	N	Susquehanna Motorsports	05/01/17	05/01/17	Aug-17	15,000	20,850	14,650	12,010	(2,640)			200			9,040	9,040
A	Swatches	N	Swatches	10/28/13	10/28/13	Feb-14	7,000	10,080	6,396	11,025	4,629			945			-	-
A	Sylmar Smoke Shop	N	Sylmar Smoke Shop	02/20/19	02/20/19	Jul-19	35,000	49,000	33,950	14,432	(19,518)			225			34,793	34,793
A	Synex Walk In Tubs	N	Synex Walk In Tubs	02/09/17	02/09/17	Dec-19	8,000	11,600	7,650	5,870	(1,780)			5,325			11,055	11,055
A	T Fleming and Associates	N	T Fleming and Associates	10/26/18	10/26/18	Jan-20	12,000	17,040	11,640	15,566	3,926			3,025			4,499	4,499

Securities and Exchange Commission, Plaintiff,
v.
Complete Business Solutions Group, Inc. d/b/a Par Funding et. al., Defendants.
CASE NO. 9:20-cv-81205
UNITED STATES DISTRICT COURT
SOUTHERN DISTRICT OF FLORIDA

Category A - Detail of CBSG MCA Suites Activity for the period from 2012 through July 27, 2020

Source: See footnotes							Total Advances and Repayments per MCA Suites		Cash Advances and Repayments per MCA Suites			Transactional Data per MCA Suites				A/R Balance (Note 10)		
MCA Category (Note 1)	Merchant Grouping (Note 11)	Funded After 01/01/20	Merchant Name (Note 8)	First Funding Date (Note 12)	Last Funding Date (Note 12)	Month of Last Payment (Note 13)	A	B	C	D	E = D-C	F	G	H	I	J	K	L = J+K
							Advance Amount (Note 4)	Payback (Note 5)	Net Cash Advanced (Note 6)	Total Cash Repayments (Note 7)	Net Cash Surplus (Deficit)	Total Reload (Note 9)	Total Write-off (Note 8)	Total Fee (Note 8)	Total Collections 06/2020-07/27/2020 (Note 7)	Active A/R	Default A/R	Total A/R
A	Tamara Wendt Events	N	Tamara Wendt Events	12/08/17	12/08/17	Nov-18	10,000	14,400	9,450	13,098	3,648			375			1,677	1,677
A	Tammys Place	N	Tammys Place	06/24/19	06/24/19	Apr-20	25,000	34,750	24,450	25,249	799		17,340	7,838		(0)	(0)	(0)
A	Tampa Dock	N	Tampa Dock	04/05/17	04/05/17	Mar-19	85,000	122,400	83,132	77,481	(5,651)			1,300		46,219	46,219	
A	Taytan Delivery LLC	N	Taytan Delivery LLC	11/13/19	11/13/19	Jan-20	60,000	83,400	58,200	25,854	(32,346)			750		58,296	58,296	
A	Technology Cable Constructors	N	Technology Cable Constructors	10/12/17	10/12/17	Dec-17	7,500	10,725	7,350	2,809	(4,541)			500		8,416	8,416	
A	Telecable	N	Telecable	02/22/17	02/22/17	Dec-17	12,500	18,250	12,150	10,292	(1,858)			5,700		13,658	13,658	
A	Telephone Island	N	Telephone Island	10/09/12	10/09/12	Apr-18	50,000	69,000	49,750	82,415	32,665			28,110		14,695	14,695	
A	The Davey Company	N	The Davey Company	07/29/16	07/29/16	Sep-16	10,000	14,000	9,701	2,777	(6,924)			975		12,198	12,198	
A	The Green Schoolhouse	N	The Green Schoolhouse	07/25/13	07/25/13	Oct-13	20,000	28,275	18,516	1,571	(16,945)			675		27,379	27,379	
A	The House of Color	N	The House of Color	08/27/13	08/27/13	Oct-13	20,000	28,000	19,306	10,510	(8,796)			375		17,865	17,865	
A	The Infurna Law Firm	N	The Infurna Law Firm	08/29/19	08/29/19	Jan-20	35,000	48,650	33,950	14,554	(19,396)			1,525		35,621	35,621	
A	The Mattress Warehouse Plus	N	The Mattress Warehouse Plus	09/25/19	09/25/19	Dec-19	30,000	40,800	29,100	12,076	(17,024)			675		29,399	29,399	
A	The Nutrition Clinic	N	The Nutrition Clinic	07/10/19	07/10/19	Jan-20	10,000	13,900	9,700	12,398	2,698			400		1,902	1,902	
A	The Real Building Company	N	The Real Building Company	12/03/18	12/03/18	Oct-19	60,000	85,200	58,200	48,387	(9,813)			575		37,388	37,388	
A	The Ridgeline at Blowing Rock	N	The Ridgeline at Blowing Rock	12/06/19	12/06/19	Jan-20	25,000	34,750	24,250	9,793	(14,457)			300		25,257	25,257	
A	The Root Lawn and Landscape	N	The Root Lawn and Landscape	05/18/17	05/18/17	Aug-17	12,000	16,800	11,650	9,032	(2,618)			1,400		9,168	9,168	
A	The Thomas Group	N	The Thomas Group	12/18/19	12/18/19	Feb-20	20,000	27,800	19,400	13,258	(6,143)			500		15,043	15,043	
A	Thomas And Rayner Trucking	N	Thomas And Rayner Trucking	10/20/17	10/20/17	Dec-17	4,000	5,960	3,920	522	(3,399)			475		5,914	5,914	
A	Tire Shop 559	Y	Tire Shop 559	02/04/20	02/04/20	Mar-20	7,000	9,730	6,790	1,946	(4,844)			375		8,159	8,159	
A	TNT Remodeling Services	N	TNT Remodeling Services	04/03/19	04/03/19	Apr-20	10,000	12,500	9,965	8,274	(1,691)			375		4,601	4,601	
A	Tombstone Hotshots	N	Tombstone Hotshots	12/23/19	12/23/19	Jul-20	8,000	11,120	7,640	3,377	(4,263)			675	200	8,418	8,418	
A	Tonys Tire Service	Y	Tonys Tire Service	02/18/20	02/18/20	Feb-20	100,000	119,000	99,965	-	(99,965)			100		119,100	119,100	
A	Top Notch	N	Top Notch	04/18/18	04/18/18	May-19	80,000	116,000	77,832	13,709	(64,123)			500		102,791	102,791	
A	Top Notch 2	N	Top Notch 2	10/02/18	10/02/18	Sep-19	10,000	14,200	9,800	13,730	3,930			600		1,070	1,070	
A	Trade Skills	N	Trade Skills	12/14/17	12/14/17	Jan-18	35,234	52,851	34,239	13,561	(20,678)			300		39,590	39,590	
A	Tradeworks America	N	Tradeworks America	10/21/15	10/21/15	Mar-18	30,000	42,000	28,832	48,488	19,656			6,450		(38)	(38)	
A	Travel Ambiance	N	Travel Ambiance	11/14/12	11/14/12	Jan-13	30,000	41,400	29,750	6,973	(22,777)			7,380		41,807	41,807	
A	Travel Crazy	N	Travel Crazy	09/11/17	09/11/17	Dec-17	30,000	44,100	29,001	10,691	(18,310)			400		33,809	33,809	
A	Treelink Carrier	N	Treelink Carrier	06/06/17	06/06/17	Jul-19	14,000	19,740	13,650	12,618	(1,032)			676		7,798	7,798	
A	Tropics Air Conditioning	N	Tropics Air Conditioning	12/21/17	12/21/17	Mar-18	2,500	3,675	2,400	884	(1,516)			1,050		3,841	3,841	
A	True Texan	N	True Texan	11/20/19	11/20/19	Dec-19	10,000	13,700	9,700	959	(8,741)			300		13,041	13,041	
A	TT and K Gary Express	N	TT and K Gary Express	08/17/18	08/17/18	Jan-19	5,000	7,250	4,650	6,440	1,790			325		1,136	1,136	
A	TTS Bridal Suite	Y	TTS Bridal Suite	01/24/20	01/24/20	Feb-20	25,000	34,750	24,250	5,019	(19,231)			300		30,031	30,031	
A	Tucker Automotive Group	N	Tucker Automotive Group	07/24/19	07/24/19	Sep-19	100,000	137,000	99,965	22,833	(77,132)			475		114,642	114,642	
A	Turn Key Technical Solutions	N	Turn Key Technical Solutions	03/22/16	03/22/16	May-16	100,000	140,000	98,132	44,800	(53,332)			35,548		130,748	130,748	
A	U2Apartment	N	U2Apartment	09/22/17	09/22/17	Feb-20	15,000	21,600	14,300	13,176	(1,124)			2,566		10,990	10,990	
A	UGoTour	N	UGoTour	01/19/17	01/19/17	Feb-20	12,500	17,625	12,150	10,931	(1,219)			5,750		12,444	12,444	
A	Ultimate Guard Protection Services	N	Ultimate Guard Protection Services	04/04/19	04/04/19	Jul-19	10,000	14,200	9,700	8,773	(928)			750		6,178	6,178	
A	Unboxed LLC	Y	Unboxed LLC	01/09/20	01/09/20	Mar-20	8,000	11,120	7,760	3,558	(4,202)			375		7,937	7,937	
A	Unique Services Logistics	Y	Unique Services Logistics	01/23/20	01/23/20	Mar-20	10,000	13,900	9,700	3,971	(5,729)			900		10,829	10,829	
A	Unique Trans Corp	N	Unique Trans Corp	12/13/19	12/13/19	Feb-20	20,000	27,800	19,400	6,950	(12,450)			300		21,150	21,150	
A	United Resource	Y	United Resource	02/07/20	02/07/20	Mar-20	20,000	27,800	19,400	8,031	(11,369)			300		20,069	20,069	
A	Upstate Med Spa	N	Upstate Med Spa	11/26/19	11/26/19	Feb-20	7,500	10,425	7,275	4,846	(2,430)			675		6,255	6,255	
A	US Navy Transport	Y	US Navy Transport	02/14/20	02/14/20	Mar-20	25,000	35,000	24,000	4,667	(19,333)			300		30,633	30,633	
A	Vans Electric	N	Vans Electric	06/13/17	06/13/17	May-19	27,100	39,566	26,301	33,645	7,344		7,021	1,100		(0)	(0)	
A	Vegan Dots	N	Vegan Dots	02/22/19	02/22/19	Apr-19	15,000	21,300	14,550	4,793	(9,758)			450		16,958	16,958	
A	Veganic Choice Microfarms	N	Veganic Choice Microfarms	09/04/19	09/04/19	Feb-20	8,000	11,120	7,760	7,804	44			575		3,891	3,891	
A	VH Flooring	N	VH Flooring	02/27/19	02/27/19	Apr-19	40,000	56,800	38,800	10,994	(27,806)			600		46,406	46,406	
A	Vinces Black Tie	N	Vinces Black Tie	12/08/17	12/08/17	Dec-17	25,000	33,750	23,751	-	(23,751)			300		34,050	34,050	
A	Vinny Investment Company	N	Vinny Investment Company	09/19/19	09/19/19	Dec-19	100,000	139,000	97,000	20,645	(76,355)			550		118,905	118,905	

Securities and Exchange Commission, Plaintiff,
v.
Complete Business Solutions Group, Inc. d/b/a Par Funding et. al., Defendants.
CASE NO. 9:20-cv-81205
UNITED STATES DISTRICT COURT
SOUTHERN DISTRICT OF FLORIDA

Category A - Detail of CBSG MCA Suites Activity for the period from 2012 through July 27, 2020

Source: See footnotes

MCA Category (Note 1)	Merchant Grouping (Note 11)	Funded After 01/01/20	Merchant Name (Note 8)	First Funding Date (Note 12)	Last Funding Date (Note 12)	Month of Last Payment (Note 13)	Total Advances and Repayments per MCA Suites		Cash Advances and Repayments per MCA Suites			Transactional Data per MCA Suites				A/R Balance (Note 10)		
							A	B	C	D	E = D-C	F	G	H	I	J	K	L = J+K
							Advance Amount (Note 4)	Payback (Note 5)	Net Cash Advanced (Note 6)	Total Cash Repayments (Note 7)	Net Cash Surplus (Deficit)	Total Reload (Note 9)	Total Write-off (Note 8)	Total Fee (Note 8)	Total Collections 06/2020-07/27/2020 (Note 7)	Active A/R	Default A/R	Total A/R
A	VJ Love	N	VJ Love	09/12/19	09/12/19	Jun-20	40,000	54,800	38,800	51,042	12,242		4,883	1,125	5,000			
A	VJs Sales (Audiovision)	N	VJs Sales (Audiovision)	05/17/18	05/17/18	Oct-18	6,000	8,580	5,650	4,891	(759)			976			4,666	4,666
A	Waistgametight Inc	N	Waistgametight Inc	10/18/19	10/18/19	Apr-20	17,000	23,630	16,490	6,043	(10,447)			400			17,987	17,987
A	Walfish & Noonan	N	Walfish & Noonan	09/26/13	09/26/13	Jan-14	25,000	36,500	24,750	25,665	915			225			13,060	13,060
A	Water Dawgs	N	Water Dawgs	06/07/19	06/07/19	Feb-20	12,500	17,375	12,125	7,621	(4,504)			1,550			11,304	11,304
A	Waynedale Auto Service	N	Waynedale Auto Service	05/16/13	05/16/13	Oct-13	10,000	14,100	9,601	9,368	(233)						6,382	6,382
A	WBC Services	N	WBC Services	09/14/18	09/14/18	May-19	200,000	288,000	197,832	119,029	(78,803)			4,700			173,671	173,671
A	West Alley BBQ Chandler	N	West Alley BBQ Chandler	11/01/19	11/01/19	Feb-20	15,000	20,850	14,550	5,286	(9,264)			1,800			17,364	17,364
A	West and East Carriers	N	West and East Carriers	10/18/19	10/18/19	May-20	10,892	14,922	9,892	6,066	(3,826)			450			9,306	9,306
A	West Hills Urgent Care	Y	West Hills Urgent Care	01/09/20	01/09/20	Mar-20	10,000	13,900	9,700	3,791	(5,909)			400			10,509	10,509
A	Westmoreland Transport	N	Westmoreland Transport	12/20/19	12/20/19	Jan-20	20,000	24,800	19,965	3,543	(16,422)			100			21,357	21,357
A	Will VanderGraaf General Contractors	Y	Will VanderGraaf General Contractors	01/07/20	01/07/20	Apr-20	15,000	20,850	14,550	13,553	(997)			975			8,272	8,272
A	Williams Property Preservations	N	Williams Property Preservations	03/06/17	03/06/17	Feb-18	15,000	21,150	14,650	11,162	(3,488)			5,675			15,663	15,663
A	Wink Frozen Desserts	N	Wink Frozen Desserts	07/19/19	07/19/19	Nov-19	125,000	147,500	125,000	113,167	(11,833)			1,050			35,383	35,383
A	Wise Cargo USA (Veco Logistics)	N	Wise Cargo USA (Veco Logistics)	07/06/18	07/06/18	Dec-19	35,000	51,450	34,001	48,412	14,411			1,850			4,888	4,888
A	Wishbone CPS	N	Wishbone CPS	08/28/13	08/28/13	Mar-15	45,000	63,000	44,206	68,361	24,155			12,861			7,500	7,500
A	Wicco Inc	N	Wicco Inc	08/16/19	08/16/19	Jan-20	25,000	35,250	24,250	18,516	(5,734)			1,050			17,784	17,784
A	Wonderful Windows and Siding	N	Wonderful Windows and Siding	09/14/15	09/14/15	Apr-16	50,000	69,950	48,728	38,476	(10,253)			2,859			34,333	34,333
A	Woodburning Warehouse	N	Woodburning Warehouse	12/30/19	12/30/19	Mar-20	15,000	20,850	14,550	8,739	(5,811)			975			13,086	13,086
A	Wortman Central Air Conditioning Co	Y	Wortman Central Air Conditioning Co	01/17/20	01/17/20	Feb-20	75,000	104,250	72,750	16,217	(56,533)			525			88,558	88,558
A	XL Auto	N	XL Auto	10/12/17	10/12/17	Feb-18	60,000	86,400	57,232	57,105	(127)			900			30,195	30,195
A	Xpress On Time Limo	N	Xpress On Time Limo	05/17/16	05/17/16	May-16	5,000	7,000	4,801	(0)	(4,801)			1,100			8,100	8,100
A	Xtreme Outfitter	N	Xtreme Outfitter	03/02/18	03/02/18	May-18	15,000	21,750	14,450	5,488	(8,963)			825			17,088	17,088
A	Yellow Express	Y	Yellow Express	02/10/20	02/10/20	Mar-20	10,000	14,100	9,700	2,307	(7,393)			975			12,768	12,768
A	Yonderworks Software	N	Yonderworks Software	06/17/19	06/17/19	May-20	20,000	24,800	19,965	24,385	4,420		765	350			(0)	(0)
A	York Tire Retail	N	York Tire Retail	05/16/17	05/16/17	Aug-17	25,000	35,000	24,201	15,379	(8,822)			800			20,421	20,421
A	Zeus Cafe	N	Zeus Cafe	02/25/19	02/25/19	Nov-19	7,000	9,940	6,790	2,996	(3,795)			600			7,545	7,545
Total				03/29/12	07/27/20	Jul-20	\$ 86,036,172	\$ 117,541,359	\$ 83,715,107	\$ 76,455,207	\$ (7,259,900)	\$ 1,999,546	\$ 1,479,214	\$ 2,163,694	\$ 8,355,484	\$ 24,700,189	\$ 15,067,332	\$ 39,767,521

Securities and Exchange Commission, Plaintiff,
v.
Complete Business Solutions Group, Inc. d/b/a Par Funding et. al., Defendants.
CASE NO. 9:20-cv-81205
UNITED STATES DISTRICT COURT
SOUTHERN DISTRICT OF FLORIDA

Summary of CBSG MCA Suites Activity for the period from 2012 through July 27, 2020

Notes:

1) MCAs were assigned to the following unique groupings:
•A - The Merchant had a singular deal with CBSG per MCA Suites.
•B - The Merchant had multiple deals with CBSG per MCA Suites. The transactional detail of such deals did not reflect any rollover activity.
•C - The Merchant had multiple deals with CBSG per MCA Suites. The transactional detail of such deals reflects rollover activity for at least 1 deal in the Merchant's group.

2) Total quantity of fundings by Merchant per MCA Suites

3) Total quantity of fundings that referenced reload or refinance payoff per the transactional detail of MCA Suites

4) Advance amount represents the original gross amount of cash the merchant was to receive.

5) Payback amount represents the original gross amount of cash the merchant must repay. This amount does not include any fees subsequently assessed which increase the amounts due to CBSG.

6) Net Cash Advanced represents the net cash a merchant received for each deal. This amount is calculated as Advance Amount as discussed in Note 4 less any administrative fees and amounts applied to previous deals (rollovers).

7) Total Cash Repayments is comprised of payments that were "Uploaded" to MCA Suites and "Manual" transactions that reflected a payment in the description.

8) Source: MCA Suites

9) Reloads were classified based on the descriptions of transactions classified as "Fees", "Manual", and "Discount" that reflect some variation of "Reload" or "Refinance to new deal" per MCA Suites' transactional detail.

10) Source: Active A/R: Par Funding - Customer Balance Summary by Funded Date 7/27/20 provided by DSI

11) For purposes of this analysis, MCA deals have been assigned individual groupings based one or some of the following characteristics: Ownership of the MCA (MCA data provided identifies the business Owner name and that Owner name appears on different merchant names), name of MCA (if one MCA had many deals under the same business name), or QuickBooks identified a rollover balance from one MCA to another per MCA Suites

12) Represents the first and last date a deal was funded for this merchant per MCA Suites.

13) Month of last payment derived from MCA Suites.

Exhibit M




ACKNOWLEDGEMENT

We, YAAKOV POLLACK and MOSHE POLLACK, hereby acknowledge:

- There has been no promise of additional capital in 30 days from funding by CBSG or any ISO (broker).
 - Our policy is that merchants can seek additional capital from us when they have paid 55% of the Receipts Purchased Amount.
- That CBSG does not permit outside fees and that no one has discussed additional fees with me. The fee amount for this agreement is \$2,168.00, which will be held back from the funding amount.
- There has not been and will not any contact from Third Party debt companies regarding this Factoring Agreement dated OCTOBER 16, 2017.

We, the undersigned, acknowledge that we are in agreement with these items, which are also described in detail within the pages of this document.



Signature

10/16/17
Date



Signature

10/16/17
Date



141 N. 2nd Street Philadelphia, Pennsylvania 19106
Phone: 215-922-2636 Fax: 888-803-4886

FACTORING AGREEMENT

Dated the 16TH day of OCTOBER, 2017 by and between Complete Business Solutions Group, Inc. ("CBSG" and/or "PURCHASER") and the "SELLER/MERCHANT" listed below (as "Seller/Merchant" or "the Merchant").

Business Legal Name: YGM GROUP LLC
D/B/A: YGM MEDICAL SUPPLY GROUP

Type of entity (check one) Corporation LLC Limited Partnership Limited Liability Partnership Sole Proprietor

Physical Address: 5409 18TH AVE, BROOKLYN, NY 11204

Mailing Address: 5409 18TH AVE, BROOKLYN, NY 11204

Fed ID#: 26-0394140

PURCHASE AND SALE OF FUTURE RECEIPTS WITH SELLER RECOURSE

Seller/Merchant hereby sells, assigns and transfers to CBSG (making CBSG the absolute owner) in consideration of the funds provided ("Purchase Price") specified below, all of Seller/Merchant's future receipts, accounts, contract rights and other obligations arising from or relating to the payment of monies from Seller/Merchant's customers' and/or other third party payers (collectively the "Receipts" defined as all payments made by cash, check, credit or debit card, electronic transfer or other form of monetary payment in the ordinary course of the merchant's business) until such time as the "Receipts Purchased Amount (RPA)" has been delivered by Seller/Merchant to CBSG.

THIS IS A FACTORING AGREEMENT WITH RECOURSE.

The Purchased Amount shall be paid to CBSG by Seller/Merchant's irrevocably authorizing only one depositing account acceptable to CBSG (the "Account") to remit the Daily Specified Amount from the Seller/Merchant's receipts until such time as CBSG receives payment in full of the Receipts Purchased Amount. In consideration of servicing the account, the Seller/Merchant hereby authorizes CBSG to ACH debit the "Specified Daily Amount" from the merchant's bank account, as an approximation of the base payment due under the Specified Percentage. It is the Seller/Merchant's responsibility to provide bank statements for any and all bank accounts by the Merchant to reconcile the daily payments made against the Daily Specified Amount. Failure to provide all of their bank statements in a timely manner or missing a month shall forfeit all rights to future reconciliations. CBSG may, upon Seller/Merchant's request, adjust the amount of any payment due under this Agreement at CBSG's sole discretion and as it deems appropriate in servicing this Agreement. Seller/Merchant warrants that it will ensure that funds adequate to cover the amount to be debited by CBSG remains in the account. Seller/Merchant will be held responsible for any fees incurred by CBSG resulting from a rejected ACH attempt or an event of default. (See Appendix A). CBSG is not responsible for any overdrafts or rejected transactions in the Seller/Merchants account which may result from CBSG's scheduled ACH debit under the terms of this agreement. Notwithstanding anything to the contrary in this Agreement or any other agreement between CBSG and Seller/Merchant, upon the violation of any provision contained in Sections I and II of the FACTORING AGREEMENT, shall be deemed a breach of the representations and warranties contained herein. A list of all fees applicable under this FACTORING AGREEMENT is contained in Appendix A.

Purchase Price: \$250,000.00 Daily Weekly Amount: \$13,653.84 for 26 WEEKS Receipts Purchased Amount: \$355,000.00

***If Paid in 1-22 Installments Receipts Purchased Amount: \$267,769.23**


***If Paid in 23-44 Installments Receipts Purchased Amount: \$285,538.46**


***If Paid in 45-66 Installments Receipts Purchased Amount: \$303,307.69**

***If Paid in 67-88 Installments Receipts Purchased Amount: \$321,076.92**


THE TERMS, DEFINITIONS, CONDITIONS AND INFORMATION SET FORTH ON PAGES 2 THROUGH 12 HEREOF ARE HERBY INCORPORATED HEREIN AND MADE A PART OF THIS FACTORING AGREEMENT.


FOR THE SELLER/MERCHANT
By: YAAKOV POLLACK, OWNER
Name and Title

X 


(Seller/Merchant Signature) 


FOR THE SELLER/MERCHANT
By: YAAKOV POLLACK, OWNER
Name and Title

X 


(Seller/Merchant Signature) 


FOR THE SELLER/MERCHANT
By: MOSHE POLLACK, OWNER
Name and Title

X 

(Seller/Merchant Signature) 

FOR THE SELLER/MERCHANT
By: MOSHE POLLACK, OWNER
Name and Title



X 

(Seller/Merchant Signature) 

COMPLETE BUSINESS SOLUTIONS GROUP, INC.

By _____
Company Officer

To the extent set forth herein, each of the parties is obligated upon his/ her or its execution of the Agreement to all terms of the Agreement, including the Additional Terms set forth below. Each individual executing this Agreement represents that he or she is authorized to sign this Agreement for Merchant, legally binding said Merchant to honor the terms of this obligation and that the information provided herein and in all of CBSG documents, forms and recorded interviews is true, accurate and complete in all respects. If any such information is false or misleading, Merchant shall be deemed in material breach of all agreements and the representations and Page | 2

Merchant Initials  Merchant Initials 



warranties contained herein between Merchant and CBSG and CBSG shall be entitled to all remedies available under law. Merchant and each of the above-signed Officers/ Owners authorizes CBSG, its agents and representatives and any credit-reporting agency engaged by CBSG, to (i) investigate any references given or any other statements or data obtained from or about Merchant or any of its Owners for the purpose of this Agreement, and (ii) pull credit report at any time now or for so long as Merchant and/Owner(s) continue to have any obligation owed to CBSG.

ANY MISREPRESENTATION MADE BY SELLER/MERCHANT OR OWNER IN CONNECTION WITH THIS AGREEMENT MAY CONSTITUTE A SEPARATE CAUSE OF ACTION FOR FRAUD OR INTENTIONAL MISREPRESENTATION

FACTORING AGREEMENT TERMS AND CONDITIONS

I. GENERAL TERMS OF AGREEMENT (MUTUAL REPRESENTATIONS AND WARRANTIES)

1.1 Electronic Fund Transfer. Upon request from PURCHASER ("hereinafter CBSG or Purchaser") Seller/Merchant ("hereinafter Merchant") shall execute such forms or agreements acceptable to PURCHASER, with Bank acceptable to PURCHASER, to obtain electronic fund transfer services. Merchant shall provide PURCHASER, and/or its authorized agent with all the information, authorization and passwords necessary for verifying Merchant's receivable, receipts and deposits into the account Merchant shall authorize PURCHASER and/or its agent to deduct the amounts owed to PURCHASER for the Receipts as specified herein from settlement amounts which would otherwise be due to Merchant from electronic check transactions and to pay such amounts to PURCHASER by permitting PURCHASER to withdraw the SPECIFIED DAILY AMOUNT by ACH debiting of the account. The authorization shall be irrevocable without the written consent of PURCHASER.

1.2 Deposit Agreement. Seller/Merchant shall execute an agreement (the "Deposit Agreement") acceptable to PURCHASER, with a Bank acceptable to PURCHASER, to obtain electronic fund transfer services. Merchant shall provide PURCHASER and/or its authorized agent with all of the information, authorizations and passwords necessary for verifying Merchant's receivables, receipts and deposits into the account. Merchant shall authorize PURCHASER and/or its agent to deduct the amounts owed to PURCHASER for the Receipts as specified herein from settlement amounts which would otherwise be due to Merchant from electronic check transactions and to pay such amounts to PURCHASER by permitting PURCHASER to withdraw the specified percentages by ACH debiting of the account. The authorization shall be irrevocable without the written consent of PURCHASER

1.3 Term of Agreement. This Agreement shall have a term as set forth above. Upon the expiration of the term, this Agreement shall automatically renew for successive similar terms, provided, however, that during the renewal term(s) Merchant may terminate this Agreement upon ninety days' prior written notice (effective upon receipt) to PURCHASER. The termination of this Agreement shall not affect Merchant's responsibility to satisfy all outstanding obligations to PURCHASER at the time of termination.

1.4 Future Purchases. PURCHASER reserves the right to rescind the offer to make any purchase payments hereunder, in its sole discretion.

1.5 Financial Condition. Merchant authorize PURCHASER and its agents to investigate their financial responsibility and history, and will provide to PURCHASER any bank or financial statements, tax returns, etc., as PURCHASER deems necessary prior to or at any time after execution of this Agreement. A photocopy of this authorization will be deemed as acceptable for release of financial information. PURCHASER is authorized to update such information and financial profiles from time to time as it deems appropriate.

1.6 Transactional History. Merchant authorizes their bank to provide PURCHASER with Merchant's

banking or processing history to determine qualification or continuation in this program.

1.7 Indemnification. Merchant jointly and severally indemnify and hold harmless Processor, its officers, directors and shareholders against all losses, damages, claims, liabilities and expenses (including reasonable attorney's fees)

incurred by Processor resulting from (a) claims asserted by PURCHASER for monies owed to PURCHASER from Merchant and (b) actions taken by Processor in reliance upon information or instructions provided by PURCHASER.

1.8 No Liability. In no event will CBSG be liable for any claims asserted by Merchant under any legal theory for lost profits, lost revenues, lost business opportunities, exemplary, punitive, special, incidental, indirect or consequential damages, each of which is waived by Merchant.

1.9 Reliance on Terms. Section 1.1, 1.7, 1.8 and 2.5 of this Agreement are agreed to for the benefit of Merchant, PURCHASER and Processor. and notwithstanding the fact that Processor is not a party of this Agreement, Processor may rely upon their terms and raise them as a defense in any action.

1.10 Sale of Receipts. Merchant and CBSG agree that the Purchase Price under this Agreement is in exchange for the Purchased Amount and that such Purchase Price is not intended to be, nor shall it be construed as a loan from PURCHASER to Merchant. Merchant agrees that the Purchase Price is in exchange for Future Receipts pursuant to this Agreement equals the fair market value of such Receipts. PURCHASER has purchased and shall own all the Receipts described in this Agreement up to the full Purchased Amount as the Receipts are created. Payments made to PURCHASER with respect to the full amount of the Receipts shall be conditioned upon Merchant's sale of products and services and the payment therefore by Merchant's customers in the manner provided in Section 1.1. IN NO EVENT SHALL THE AGGREGATE OF THE AMOUNTS RECEIVED BE DEEMED AS INTEREST HEREUNDER. In the event that a court determines that PURCHASER has charged or received interest hereunder, and that said amount is in excess of the highest applicable rate, the rate in effect hereunder shall automatically be reduced to the maximum rate permitted by applicable law and PURCHASER shall promptly refund to Merchant any interest received by PURCHASER in excess of the maximum lawful rate, it being intended that Merchant not pay or contract to pay, and that PURCHASER not receive or contract to receive, directly or indirectly in any manner whatsoever, interest in excess of that which may be paid by Merchant under applicable law. MERCHANT ACKNOWLEDGES THAT PENNSYLVANIA LAW APPLIES TO THE WITHIN AGREEMENT.

1.11 Monthly Assessment of Merchant Cash Flow Merchant hereby authorizes PURCHASER to initiate one or more ACH debits at the specified "Daily Retrieval Rate" from the Account as an approximation of the base payment due under the Specified Percentage. It is the Merchant's responsibility to provide financial information (e.g. bank statements, credit card processing statements, general ledger) regarding its gross receivables, to reconcile the daily payments made against the Specified Percentage, permitting PURCHASER to debit or credit the

difference to Merchant on a monthly basis so that the Daily Retrieval Rate equals the Specified Percentage.

1.12 Power of Attorney Merchant irrevocably appoints PURCHASER as its agent and attorney-in-fact with full authority to take any action or execute any instrument or document to settle all obligations due to PURCHASER from Processor, or in the case of a violation by Merchant of Section 1.12 or the occurrence of an Event of Default under Section 4 hereof, from Merchant, under this Agreement, including without limitation (i) to obtain and adjust insurance; (ii) to collect monies due or to become due under or in respect of any of the Collateral; (iii) to receive, endorse and collect any checks, notes, drafts, instruments, documents or chattel paper in connection with clause (i) or clause (ii) above; (iv) to sign Merchant's name on any invoice, bill of lading, or assignment directing customers or account debtors to make payment directly to PURCHASER; and (v) to file any claims or take any action or institute any proceeding which PURCHASER may deem necessary for the collection of any of the unpaid Purchased Amount from the Collateral, or otherwise to enforce its rights with respect to payment of the Purchased Amount.

1.13 Protections Against Default. Merchant represents and warrants that it will not violate Conditions (a) through (e) below and in the event of default thereunder the following Protections 1 through 8 may be invoked by PURCHASER, immediately and without notice to Merchant in the event: (a) Merchant takes any action to discourage the use of electronic check processing that are settled through Processor, or permits any event to occur that could have an adverse effect on the use, acceptance, or authorization of checks for the purchase of Merchant's services and products including but not limited to direct deposit of any checks into a bank account without scanning into the PURCHASER electronic check processor; (b) Merchant changes its arrangements with Processor in any way that is adverse to PURCHASER; (c) Merchant changes the electronic check processor through which the Receipts are settled from Processor to another electronic check processor, or permits any event to occur that could cause diversion of any of Merchant's check transactions to another processor; (d) Merchant interrupts the operation of this business (other than adverse weather, natural disasters or acts of God) transfers, moves, sells, disposes, transfers or otherwise conveys its business or assets without (i) the express prior written consent of PURCHASER, and (ii) the written agreement of any purchaser or transferee to the assumption of all of Merchant's obligations under this Agreement pursuant to documentation satisfactory to PURCHASER; or (e) Merchant takes any action, fails to take any action, or offers any incentive—economic or otherwise—the result of which will be to induce any customer or customers to pay for Merchant's services with any means other than checks that are settled through Processor. These protections are in addition to any other remedies available to PURCHASER at law, in equity or otherwise pursuant to this Agreement.

Protection 1. The full uncollected Purchase Amount plus all fees due under this Agreement and the attached Security Agreement become due and payable in full immediately.

Protection 2. Upon breach of ANY MATERIAL PROVISION OR BREACH OF REPRESENTATIONS AND WARRANTIES in this Agreement,

Merchant Initials Merchant Initials





141 N. 2nd Street Philadelphia, Pennsylvania 19106
Phone: 215-922-2636 Fax: 888-803-4886

EXTENSIVE CONSIDERATION OF THE RAMIFICATIONS OF THIS WAIVER WITH THEIR ATTORNEYS.

4.11 CLASS ACTION WAIVER. THE PARTIES HERETO WAIVE ANY RIGHT TO ASSERT ANY CLAIMS AGAINST THE OTHER PARTY AS A REPRESENTATIVE OR MEMBER IN ANY CLASS OR REPRESENTATIVE ACTION, EXCEPT WHERE SUCH WAIVER IS PROHIBITED BY LAW AGAINST PUBLIC POLICY. TO THE EXTENT EITHER PARTY IS PERMITTED BY LAW OR COURT OF LAW TO PROCEED WITH A CLASS OR REPRESENTATIVE ACTION AGAINST THE OTHER, THE PARTIES HEREBY AGREE THAT: (1) THE PREVAILING PARTY SHALL NOT BE ENTITLED TO RECOVER ATTORNEYS' FEES OR COSTS ASSOCIATED WITH PURSUING THE CLASS OR REPRESENTATIVE ACTION (NOT WITHSTANDING ANY OTHER PROVISION IN THIS AGREEMENT); AND (2) THE PARTY WHO INITIATES OR PARTICIPATES AS A MEMBER OF THE CLASS WILL NOT SUBMIT A CLAIM OR OTHERWISE PARTICIPATE IN ANY RECOVERY SECURED THROUGH THE CLASS OR REPRESENTATIVE ACTION.

4.12 Counterparts & Facsimile/Email Signatures. This Agreement may be executed in any number of counterparts each of which shall be deemed to be an original, all of which together shall be deemed one and the same instrument. Further, facsimile and email signatures shall be deemed to be originals for all purposes.

Merchant Initials  Merchant Initials 



141 N. 2nd Street Philadelphia, Pennsylvania 19106
Phone: 215-922-2636 Fax: 888-803-4886

Seller/Merchant's Legal Name: YGM GROUP LLC DBA YGM MEDICAL SUPPLY GROUP

Physical Address: 5409 18TH AVE, BROOKLYN, NY 11204

FED ID # (Merchant): 26-0394140

SECURITY AGREEMENT

Security Interest. To secure SELLER/MERCHANTS'S performance obligations to PURCHASER under the "Factoring Agreement", SELLER/MERCHANT hereby grants to PURCHASER a security interest in (a) all accounts, chattel paper, documents, equipment, general intangibles, instruments, and inventory, as those terms are defined in Article 9 of the Uniform Commercial Code (the "UCC"), now or hereafter owned or acquired by SELLER/MERCHANT; and (b) all proceeds, as that term is defined in Article 9 of the UCC (a and b collectively, the "Collateral").

Cross-Collateral. To secure MERCHANT's payment and performance obligations to PURCHASER under this Security Agreement (the "Agreement"), MERCHANT hereby grants PURCHASER a security interest in __ (the "Additional Collateral"). MERCHANT understands that PURCHASER will have a security interest in the aforesaid Additional Collateral upon execution of this Agreement.

SELLER/MERCHANT acknowledge and agree that any security interest granted to PURCHASER under any other agreement between SELLER/MERCHANT and PURCHASER (the "Cross-Collateral") will secure the obligations hereunder and under the FACTORING Agreement.

SELLER/MERCHANT agrees to execute any documents or take any action in connection with this Agreement as PURCHASER deems necessary to perfect or maintain PURCHASER'S first priority security interest in the Collateral, the Additional Collateral and the Cross-Collateral, including the execution of any account control agreements. SELLER/MERCHANT hereby authorizes PURCHASER to file any financing statements deemed necessary by PURCHASER to perfect or maintain PURCHASER's security interest, which financing statement may contain notification that SELLER/MERCHANT have granted a negative pledge to PURCHASER with respect to the Collateral, the Additional Collateral and the Cross-Collateral, and that any subsequent lien or may be tortuously interfering with PURCHASER's rights. SELLER/MERCHANT shall be liable for and PURCHASER may charge and collect all costs and expenses, including but not limited to attorney's fees, which may be incurred by PURCHASER in protecting, preserving and enforcing PURCHASER'S security interest and rights.

Negative Pledge. SELLER/MERCHANT agrees not to create, incur, assume, or permit to exist, directly or indirectly, any lien on or with respect to any of the Collateral, the Additional Collateral or the Cross-Collateral, as applicable.

Consent to Enter Premises and Assign Lease. PURCHASER shall have the right to cure SELLER/MERCHANT default in the payment of rent on the following terms. In the event SELLER/MERCHANT is served with papers in an action against SELLER/MERCHANT for nonpayment of rent or for summary eviction, PURCHASER may execute its rights and remedies under the Assignment of Lease. SELLER/MERCHANT also agrees that PURCHASER may enter into an agreement with SELLER/MERCHANT landlord giving PURCHASER the right: (a) to enter SELLER/MERCHANT'S premises and to take possession of the fixtures and equipment therein for the purpose of protecting and preserving same; and (b) to assign SELLER/MERCHANT'S lease to another qualified SELLER/MERCHANT capable of operating a business comparable to SELLER/MERCHANT at such premises.

Remedies. Upon any Event of Default, PURCHASER may pursue any remedy available at law (including those available under the provisions of the UCC), or in equity to collect, enforce, or satisfy any obligations then owing, whether by acceleration or otherwise.

SELLER/MERCHANT
BY: YAAKOV POLLACK, OWNER


Name/Title(Signature)

SELLER/MERCHANT
BY: MOSHE POLLACK, OWNER


Name/Title(Signature)

Merchant Initials  Merchant Initials 



141 N. 2nd Street Philadelphia, Pennsylvania 19106
Phone: 215-922-2636 Fax: 888-803-4886

DISCLOSURE FOR CONFESSION OF JUDGMENT

AFFIANT: YAAKOV POLLACK
MOSHE POLLACK

OBLIGEE: Complete Business Solutions Group, Inc. d/b/a Par Funding

The undersigned have executed, and/or is executing, on even date herewith, one or more of the following instruments under which the Merchant is obligated to repay monies to Obligee:

- 1. Factoring Agreement dated OCTOBER 16, 2017; and

A. THE MERCHANT ACKNOWLEDGES AND AGREES THAT THE ABOVE DOCUMENTS CONTAIN PROVISIONS UNDER WHICH OBLIGEE MAY ENTER JUDGMENT BY CONFESSION AGAINST THE MERCHANT. BEING FULLY AWARE OF THE MERCHANT'S RIGHTS TO PRIOR NOTICE AND A HEARING ON THE VALIDITY OF ANY JUDGMENT OR OTHER CLAIMS THAT MAY BE ASSERTED AGAINST THE MERCHANT BY OBLIGEE THEREUNDER BEFORE JUDGMENT IS ENTERED, THE UNDERSIGNED HEREBY FREELY, KNOWINGLY, AND INTELLIGENTLY WAIVES THESE RIGHTS AND EXPRESSLY AGREES AND CONSENTS TO OBLIGEE'S ENTERING JUDGMENT AGAINST THE MERCHANT BY CONFESSION PURSUANT TO THE TERMS THEREOF.

B. THE UNDERSIGNED ALSO ACKNOWLEDGES AND AGREES THAT THE ABOVE DOCUMENTS CONTAIN PROVISIONS UNDER WHICH OBLIGEE MAY, AFTER ENTRY OF JUDGMENT AND WITHOUT EITHER NOTICE OR A HEARING, FORECLOSE UPON, ATTACH, LEVY, OR OTHERWISE SEIZE PROPERTY OR PROCEED AGAINST THE INTERESTS OF THE MERCHANT IN PROPERTY (REAL OR PERSONAL) IN FULL OR PARTIAL PAYMENT OR SATISFACTION OF THE JUDGMENT OR JUDGMENTS. BEING FULLY AWARE OF THE MERCHANT'S RIGHTS AFTER JUDGMENT IS ENTERED (INCLUDING THE RIGHT TO MOVE TO OPEN OR STRIKE THE JUDGMENT OR JUDGMENTS), THE UNDERSIGNED HEREBY FREELY, KNOWINGLY AND INTELLIGENTLY WAIVES THESE RIGHTS AND EXPRESSLY AGREES AND CONSENTS TO OBLIGEE'S TAKING SUCH ACTIONS AS MAY BE PERMITTED UNDER APPLICABLE STATE AND FEDERAL LAW WITHOUT PRIOR NOTICE TO THE MERCHANT.

C. The Merchant hereby certifies that the financial accommodations being provided by the Obligee are for a business purpose, and not for personal, family or household use.

D. The statements made in this Disclosure for Confession of Judgment are made subject to the penalties of 18 Pa.C.S.A. § 4904 relating to unsworn falsification to authorities.

SELLER/MERCHANT
By: YAAKOV POLLACK

(Signature)  



EIN# 26-0394140

SELLER/MERCHANT
By: YAAKOV POLLACK

(Signature)  

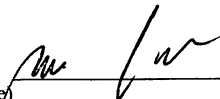

SS# 147-74-4636

SELLER/MERCHANT
By: MOSHE POLLACK



(Signature)  

EIN# 26-0394140

SELLER/MERCHANT
By: MOSHE POLLACK

(Signature)  

SS# 154-42-3775

Merchant Initials  Merchant Initials 



141 N. 2nd Street Philadelphia, Pennsylvania 19106
Phone: 215-922-2636 Fax: 888-803-4886

GUARANTY

Personal Guaranty of Performance. The undersigned Guarantor(s) hereby guarantees to PURCHASER, SELLER/MERCHANT'S performance of all of the representations, and warranties made by SELLER/MERCHANT in this Agreement and the Factoring Agreement, as each agreement may be renewed, amended, extended or otherwise modified (the "Guaranteed Obligations"). Guarantor's obligations are due at the time of any breach by Merchant of any representation or warranty, or covenant made by Merchant in this Agreement and the Merchant Agreement.

Guarantor Waivers. In the event that SELLER/MERCHANT violates its representations and warranties under the FACTORING AGREEMENT, PURCHASER may enforce its rights under this Agreement without first seeking to obtain payment from Merchant, any other guarantor, or any Collateral, Additional Collateral or Cross-Collateral PURCHASER may hold pursuant to this Agreement or any other guaranty.

PURCHASER does not have to notify Guarantor of any of the following events and Guarantor will not be released from its obligations under this Agreement if it is not notified of: (i) SELLER/MERCHANT'S violation of the representations and warranties of the FACTORING AGREEMENT or any renewal, extension or other modification of the FACTORING AGREEMENT. In addition, PURCHASER may take any of the following actions without releasing Guarantor from any of its obligations under this Agreement : (i) renew, extend or otherwise modify the FACTORING AGREEMENT or SELLER/MERCHANT'S other obligations to PURCHASER; (ii) release SELLER/MERCHANT from its obligations to PURCHASER; (iii) sell, release, impair, waive or otherwise execute upon any collateral securing the Guaranteed Obligations ; and (iv) foreclose on any collateral securing the Guaranteed Obligations or any other guarantee of the Guaranteed Obligations in a manner that impairs or precludes the right of Guarantor to obtain reimbursement for payment under this Agreement. Until all obligations are fulfilled under the FACTORING AGREEMENT and SELLER/MERCHANT'S other obligations to PURCHASER under the FACTORING AGREEMENT and this Agreement are paid in full, Guarantor shall not seek reimbursement from Merchant or any other guarantor for any amounts paid by it under this Agreement. Guarantor permanently waives and shall not seek to exercise any of the following rights that it may have against SELLER/MERCHANT, any other guarantor, or any collateral provided by SELLER/MERCHANT or any other guarantor, for any amounts paid by it, or acts performed by it, under this Agreement: (i) subrogation; (ii) reimbursement; (iii) performance; (iv) indemnification; or (v) contribution. In the event that PURCHASER must return any amount paid by SELLER/MERCHANT or any other guarantor of the Guaranteed Obligations because that person has become subject to a proceeding under the United States Bankruptcy Code or any similar law, Guarantor's obligations under this Agreement shall include that amount. NOTWITHSTANDING ANYTHING TO THE CONTRARY IN THE FACTORING AGREEMENT, THE GUARANTY, THE CONFESSION OF JUDGMENT, THE SECURITY AGREEMENT, OR ANY OTHER DOCUMENTS EXECUTED BY GUARANTOR IN CONNECTION WITH THE ADVANCE OF FUNDS TO SELLER, ALL PARTIES ACKNOWLEDGE THAT RECOURSE TO THE GUARANTOR AND THE GUARANTOR'S ASSETS IS PERMITTED ONLY FOR BREACHES OF THE REPRESENTATIONS AND WARRANTIES MADE BY THE SELLER IN THE FACTORING AGREEMENT.

GUARANTOR ACKNOWLEDGEMENT. Guarantor acknowledges that: (i) He/She understands the seriousness of the provisions of this Agreement; (ii) He/She has had a full opportunity to consult with counsel of his/her choice; and (iii) He/She has consulted with counsel of its choice or has decided not to avail himself/herself of that opportunity.



JOINT AND SEVERAL LIABILITY. The obligations hereunder of the persons or entities constituting Guarantor under this Agreement are joint and several.

SELLER/MERCHANT
By: YAAKOV POLLACK

(Signature)  

EIN# 26-0394140

SELLER/MERCHANT
By: YAAKOV POLLACK

(Signature)  

SS# 147-74-4636

SELLER/MERCHANT
By: MOSHE POLLACK

(Signature)  

EIN# 26-0394140



SELLER/MERCHANT
By: MOSHE POLLACK

(Signature)  

SS# 154-42-3775

THE TERMS, DEFINITIONS, CONDITIONS AND INFORMATION SET FORTH IN THE "MERCHANT AGREEMENT", INCLUDING THE "TERMS AND CONDITIONS", ARE HEREBY INCORPORATED IN AND MADE A PART OF THIS SECURITY AGREEMENT AND GUARANTY.

CAPITALIZED TERMS NOT DEFINED IN THIS SECURITY AGREEMENT AND GUARANTY, SHALL HAVE THE MEANING SET FORTH IN THE MERCHANT AGREEMENT, INCLUDING THE TERMS AND CONDITIONS.

Merchant Initials  Merchant Initials 



141 N. 2nd Street Philadelphia, Pennsylvania 19106
Phone: 215-922-2636 Fax: 888-803-4886

AUTHORIZATION AGREEMENT FOR DIRECT DEPOSIT (ACH CREDIT) AND DIRECT PAYMENTS (ACH DEBITS)

This Authorization Agreement for Direct Deposit (ACH Credit) and Direct Payments (ACH Debits) is part of (and incorporated by reference into) the FACTORING AGREEMENT. You should keep this important legal document for your records.

DISBURSEMENT OF BUSINESS CASH ADVANCE PROCEEDS: By signing below, Seller/Merchant authorizes PURCHASER to disburse the Cash Advance Proceeds less the amount of any applicable fees upon approval by initiating an ACH credit to the checking account indicated below (or a substitute checking account Seller/Merchant later identifies and is acceptable to PURCHASER) (hereinafter referred to as the "Designated Checking Account") in the disbursal amount set forth in the accompanying documents. This authorization is to remain in full force and effect until PURCHASER has received written notification from Seller/Merchant of its termination in such time and in such manner as to afford PURCHASER and Merchant's depository bank a reasonable opportunity to act on it.

AUTOMATIC PAYMENT PLAN: Enrollment in PURCHASER's Automatic Payment Plan is required for approval. By signing below, Seller/Merchant agrees to enroll in the Automatic Payment Plan and authorizes PURCHASER to collect payments required under the terms of Seller/Merchant Agreement by initiating ACH debit entries to the Designated Checking Account in the amounts and on the dates provided in the payment schedule set forth in the accompanying Seller/Merchant Agreement. Seller/Merchant authorizes PURCHASER to increase the amount of any scheduled ACH debit entry or assess multiple ACH debits for the amount of any previously scheduled payment(s) that was not paid as provided in the payment schedule and any unpaid Fees. This authorization is to remain in full force and effect until PURCHASER has received written notification from Seller/Merchant of its termination in such time and in such manner as to afford PURCHASER and Seller/Merchant's depository bank a reasonable opportunity to act on it. PURCHASER may suspend or terminate Seller/Merchant's enrollment in the Automatic Payment Plan immediately if Seller/Merchant fails to keep Seller/Merchant's designated checking account in good standing or if there are insufficient funds in Merchant's checking account to process any payment.

If Seller/Merchant revokes the authorization or PURCHASER suspends or terminates Seller/Merchant's enrollment in the Automatic Payment Plan, Seller/Merchant still will be responsible for making timely payments pursuant to the alternative payment methods described in the Seller/Merchant Agreement.

BUSINESS PURPOSE ACCOUNT: By signing below, Seller/Merchant attests that the Designated Checking Account was established for business purposes and not primarily for personal, family or household purposes.

ACCOUNT CHANGES: Seller/Merchant agrees to notify PURCHASER promptly if there are any changes to the account and routing numbers of the Designated Checking Account

MISCELLANEOUS: PURCHASER is not responsible for any fees charged by Seller/Merchant's bank as the result of credits or debits initiated under this agreement. The origination of ACH transactions to Merchant's account must comply with the provisions of U.S. law.

Signature: [Signature] Date: 10/16/17 ←

Signature: [Signature] Date: 10/16/17 ←

Bank Name: TD Bank

City: Brooklyn State: NY Zip: 11204

Routing Number: 026013673

Account Number: 4344809227

Business Name on Account: YGM Group LLC

Address on Account: 5409 18th Ave

Seller/Merchant Phone #: 718-715-4208 Tax ID Number: 26-0394140

Email: ygollak@gmail.com

Signature: [Signature]

Title: President

Merchant Initials [Signature] Merchant Initials [Signature]



141 N. 2nd Street Philadelphia, Pennsylvania 19106
Phone: 215-922-2636 Fax: 888-803-4886

BANK ACCOUNT DISCLOSURE AFFIDAVIT

For the purpose of obtaining the Business Cash Advance evidence by the Merchant Agreement of this same date herewith (the "Business Cash Advance") from Complete Business Solutions Group, Inc., the undersigned Seller/Merchant hereby makes the following statement under penalty of law:

PLEASE SIGN OPTION ONE OR TWO

OPTION 1 - DISCLOSURE AND AUTHORIZATION FOR ADDITIONAL ACCOUNTS:

The Seller/Merchant hereby declares that in addition to the designated for ACH debit, the Seller/Merchant also has the following additional account(s) which he authorizes us to use in the event we are unable to debit from the designated account:

Bank Name TD Bank
Name on Account YGM Group LLC
Account Number 4304776672
Routing Number 026013673
Fed ID number associated with this account 26-0394140
Name associated with this account YGM Group LLC
Phone number of person whose name is associated with this account 718-715-4208

Bank Name Chase
Name on Account YGM Group LLC
Account Number 736030909
Routing Number 021000021
Fed ID number associated with this account 26-0394140
Name associated with this account YGM Group LLC
Phone number of person whose name is associated with this account 718-715-4208

Bank Name _____
Name on Account _____
Account Number _____
Routing Number _____
Fed ID number associated with this account _____
Name associated with this account _____
Phone number of person whose name is associated with this account _____

Bank Name _____
Name on Account _____
Account Number _____
Routing Number _____
Fed ID number associated with this account _____
Name associated with this account _____
Phone number of person whose name is associated with this account _____

attach additional pages if necessary

Seller/Merchant Signature [Signature] Dated 10/16/21
Seller/Merchant Signature [Signature] Dated 10/16/21

OPTION 2 - By signing below, the merchant swears, under penalty of law, that he has no accounts in any lending institution in addition to the one provided for ACH debit

Seller/Merchant Signature _____ Dated _____

Seller/Merchant Signature _____ Dated _____

Merchant Initials [Signature] Merchant Initials [Signature]



141 N. 2nd Street Philadelphia, Pennsylvania 19106
Phone: 215-922-2636 Fax: 888-803-4886

AUTHORIZATION TO RESUME ACH DEBITING FORM

NAME OF SELLER/MERCHANT: _____

INFORMATION (To be filled out by the customer)

I authorize Company (as shown above) to resume electronically debiting my bank account as detailed below, including a non-sufficient fund fee if applicable, until the debt to the company is paid in full.

Full Name on Account: _____

Account #: _____ Routing #: _____

Account Type (select one): Checking Savings

Account Class (select one): Consumer Account Business Account

Payment amount: _____ Number of Payments: _____

Date of next payment: _____ Frequency of payments: _____

I understand that I may cancel this authorization by contacting the company at least five (5) business days prior to the payment due date. I further understand that canceling my ACH authorizations does not relieve me of the responsibility of paying my account in full, and that if I cancel or revoke this authorization before the debt is paid in full, the Company may take additional actions including legal actions to secure the debt.

Customer signature: _____ Date: _____

Customer Printed Name: _____

Customer contact Telephone #: _____

Customer signature: _____ Date: _____

Customer Printed Name: _____

Customer contact Telephone #: _____



141 N. 2nd Street Philadelphia, Pennsylvania 19106
Phone: 215-922-2636 Fax: 888-803-4886

Dear Client,

Thank you for accepting this offer from Complete Business Solutions Group D/b/a Par Funding. We look forward to being your factoring partner for as long as you need.

Daily ACH Program:

Complete Business Solutions Group will require viewing access to your bank account prior to funding as part of our underwriting process, as well as during the time you have a balance with our company.

Please be assured that we carefully safeguard your confidential information and only essential top level personnel will have access to it.

Please fill out the form below with the information necessary to access your account.

****Be sure to indicate capital or lower case letters.**

NAME OF BANK: _____

BANK PORTAL WEBSITE: _____

USERNAME: _____

PASSWORD: _____

SECURITY QUESTION/ANSWER 1: _____

SECURITY QUESTION/ANSWER 2: _____



SECURITY QUESTION/ANSWER 3: _____



ANY OTHER INFORMATION NECESSARY TO ACCESS YOUR ACCOUNTS:


Merchant Initials  Merchant Initials 


APPENDIX A: THE FEE STRUCTURE

1. Origination Fee: \$1,045.00 to cover underwriting and related expenses
2. ACH Program Fee - \$589.00 – The ACH program is labor intensive and is not an automated process, requiring us to charge this fee to cover related costs;
3. NSF Fee - \$75.00 (each) - Up to FOUR TIMES ONLY before a default is declared;
4. Rejected ACH - \$100.00 – If a merchant directs the bank to reject our debit ACH;
5. Bank Change Fee - \$50.00 – If a merchant requires a change of account to be debited requiring us to adjust our system;
6. Blocked Account - \$250.00 – If a merchant blocks CBSG’s ACH debit of the Account, bounces more than 4 debits of the Account or simultaneously uses multiple bank accounts or credit-card processors to process its receipts;
7. Default Fee - \$500.00 default fee – If a merchant changes bank accounts or switches to another credit card processor without CBSG’s consent, or commits another default pursuant to the Agreement;
8. 3rd Party Intermediary Fee – \$4,000.00 deposit toward reasonable related expenses incurred by PURCHASER. If PURCHASER receives a communication from a 3rd party debt relief/renegeiator entity or individual which has been retained by Merchant and which contacts PURCHASER on Merchant’s behalf seeking to redirect communication (related to the obligations contained in this Agreement) to itself/themselves and away from Merchant. This fee shall be used to covers Purchaser’s reasonable expenses in retaining counsel or other parties to handle this additional administration required by this retention of the intermediary by PURCHASER. Any portion of the fee that is not used by PURCHASER for this purpose shall be returned to Merchant at the conclusion of this Factoring Agreement or related legal action.
9. Collections Expense – In the event of default, Seller / Merchant shall be responsible for all reasonable costs of collections, including, but not limited to, counsel fees, filing fees and any other fees which may be incurred.
10. Miscellaneous Service Fees – Merchant shall pay certain fees for services related to the origination and maintenance of accounts. Each Merchant shall receive their funding electronically to their designated bank account and will be charged \$30.00 for a Fed Wire. The current charge for the underwriting, UCC, ACH Program and origination of each Merchant will be paid from the funded amount. Merchant will be charged \$100.00 for every additional change of their operating bank account once they are active with CBSG. Additional copies of prior monthly statements will incur a fee of \$10.00 each.
11. Risk Assessment Fee - \$259.00
12. UCC Fee – \$245.00

Merchant Signature:  Name: Yechezkel Pollack 

Merchant Signature:  Name: Moshe Pollack 

Merchant Signature: _____ Name: _____ 

Merchant Signature: _____ Name: _____ 

CBSG/nmv 9/14.2017 Agreement

Merchant Initials  Merchant Initials 

Exhibit N

533
 Securities and Exchange Commission, Plaintiff,
 v.
 Complete Business Solutions Group, Inc. d/b/a Par Funding et al., Defendants.
 CASE NO. 9:20-cv-81205
 UNITED STATES DISTRICT COURT
 SOUTHERN DISTRICT OF FLORIDA

Category B - Detail of CBSG MCA Suites Activity for the period from 2012 through July 27, 2020

Source: MCA Suites

Category (Note 1)	Merchant Grouping (Note 11)	Funded After 01/01/20	Merchant Name (Note 8)	Total # of Deals (Note 2)	Deals with Reload (Note 3)	First Funding Date (Note 12)	Last Funding Date (Note 12)	Month of Last Payment (Note 13)	Total Advances and Repayments			Cash Advances and Repayments per MCA Suites			Transactional Data per MCA Suites			A/R Balance		
									A	B	C	D	E = D-C	F	G	H	I	J	K	L = J+K
									Advance Amount (Note 4)	Payback (Note 5)	Net Cash Advanced (Note 6)	Total Cash Repayments (Note 7)	Net Cash Surplus (Deficit)	Total Reload (Note 9)	Total Write-off (Note 8)	Total Fee (Note 8)	Total Collections 06/2020-07/27/2020 (Note 7)	Active A/R	Default A/R	Total A/R
B	Dual Diagnosis Treatment Center	N	Dual Diagnosis Treatment Center	15	-	03/12/18	07/09/18	Jan-20	\$ 12,033,998	\$ 17,950,714	\$ 6,682,582	\$ 3,714,667	\$ (2,967,916)	\$	5,347,426	\$ 4,625		\$ 8,893,247		\$ 8,893,247
B	Dual Diagnosis Treatment Center Total			15	-	03/12/18	07/09/18	Jan-20	12,033,998	17,950,714	6,682,582	3,714,667	(2,967,916)		5,347,426	4,625		8,893,247		8,893,247
B	Gex Management	N	Gex Management	26	-	08/29/18	02/28/19	Jun-20	9,515,130	11,920,146	5,862,044	2,928,610	(2,933,433)		5,172,494	3,375	6,000	3,822,416		3,822,416
B	Gex Management Total			26	-	08/29/18	02/28/19	Jun-20	9,515,130	11,920,146	5,862,044	2,928,610	(2,933,433)		5,172,494	3,375	6,000	3,822,416		3,822,416
B	Millennium Holdings	Y	Millennium Holdings Limited	2	-	06/05/20	06/10/20	Jul-20	3,565,000	3,992,800	3,565,000	202,250	(3,362,750)				202,250	3,790,550		3,790,550
B	Millennium Holdings Total			2	-	06/05/20	06/10/20	Jul-20	3,565,000	3,992,800	3,565,000	202,250	(3,362,750)				202,250	3,790,550		3,790,550
B	ROC Funding	N	ROC Funding	17	-	08/30/17	10/29/19	Jul-20	13,075,000	16,300,710	8,575,000	13,816,907	5,241,907				1,467,749	2,483,803		2,483,803
B	ROC Funding	Y	ROC Funding	1	-	04/28/20	04/28/20	Jul-20	1,200,000	1,500,000	1,200,000	400,000	(800,000)				256,250	1,100,000		1,100,000
B	ROC Funding Total			18	-	08/30/17	10/29/19	Jul-20	14,275,000	17,800,710	9,775,000	14,216,907	4,441,907				1,723,999	3,583,803		3,583,803
B	Live Aquaria Holdings Corp	Y	Sam - Live Aquaria Holdings Corp	2	-	07/17/20	07/23/20	Jul-20	2,250,000	3,262,500	2,245,664	72,785	(2,172,879)				72,785	3,189,715		3,189,715
B	Live Aquaria Holdings Corp Total			2	-	07/17/20	07/23/20	Jul-20	2,250,000	3,262,500	2,245,664	72,785	(2,172,879)				72,785	3,189,715		3,189,715
B	Code Green Solar	N	Code Green Solar	9	-	04/20/18	07/10/18	Jan-20	3,920,312	5,696,718	3,857,914	2,526,240	(1,331,674)			1,800		3,172,278		3,172,278
B	Code Green Solar Total			9	-	04/20/18	07/10/18	Jan-20	3,920,312	5,696,718	3,857,914	2,526,240	(1,331,674)			1,800		3,172,278		3,172,278
B	Premier Pcs Of Tx	N	Premier Pcs Of Tx	6	-	07/07/17	11/14/17	Jul-20	3,250,000	4,685,000	2,861,755	1,911,172	(950,583)		862,111	99,275	1,500	2,010,992		2,010,992
B	Premier Pcs Of Tx Total			6	-	07/07/17	11/14/17	Jul-20	3,250,000	4,685,000	2,861,755	1,911,172	(950,583)		862,111	99,275	1,500	2,010,992		2,010,992
B	Conference Services International ETC	N	Conference Services International ETC	58	-	08/15/17	04/24/19	Jun-19	3,422,927	4,812,837	2,883,104	2,924,237	41,133		530,186	900		1,359,314		1,359,314
B	Conference Services International ETC Total			58	-	08/15/17	04/24/19	Jun-19	3,422,927	4,812,837	2,883,104	2,924,237	41,133		530,186	900		1,359,314		1,359,314
B	Cityline Funding Group	N	Cityline Funding Group	5	-	10/03/17	10/09/18	Sep-19	1,900,000	2,375,000	1,900,000	2,375,150	475,150			150		-		-
B	Cityline Funding Group	Y	Cityline Funding Group	1	-	07/08/20	07/08/20	Jul-20	1,000,000	1,250,000	950,005	72,917	(877,088)				72,917	1,177,083		1,177,083
B	Cityline Funding Group Total			6	-	10/03/17	07/08/20	Jul-20	2,900,000	3,625,000	2,850,005	2,448,067	(401,938)			150	72,917	1,177,083		1,177,083
B	Key Medical Supply	N	Key Medical Supply	5	-	11/07/16	04/28/17	Mar-20	1,582,539	2,124,551	1,542,021	1,259,852	(282,170)			1,125		865,825		865,825
B	Key Medical Supply Total			5	-	11/07/16	04/28/17	Mar-20	1,582,539	2,124,551	1,542,021	1,259,852	(282,170)			1,125		865,825		865,825
B	OConnor Construction Group	Y	OConnor Construction Group	86	-	01/17/20	07/10/20	Jul-20	1,136,853	1,580,225	1,126,853	854,347	(272,506)				257,560	725,879		725,879
B	OConnor Construction Group Total			86	-	01/17/20	07/10/20	Jul-20	1,136,853	1,580,225	1,126,853	854,347	(272,506)				257,560	725,879		725,879
B	Ozy Media	Y	Ozy Media	3	-	02/13/20	02/21/20	Apr-20	850,000	1,141,500	821,015	556,335	(264,680)			1,275		586,440		586,440
B	Ozy Media Total			3	-	02/13/20	02/21/20	Apr-20	850,000	1,141,500	821,015	556,335	(264,680)			1,275		586,440		586,440
B	Dnarpo Electric	N	Dnarpo Electric	1	-	10/31/19	10/31/19	Jul-20	400,000	516,000	390,000	84,769	(305,231)			150	17,846	431,381		431,381
B	Dnarpo Electric Total			1	-	10/31/19	10/31/19	Jul-20	400,000	516,000	390,000	84,769	(305,231)			150	17,846	431,381		431,381
B	Ansell Group	N	Ansell Group	2	-	03/09/15	09/28/16	Jul-20	389,407	541,000	386,271	158,459	(227,812)				21,458	1,000	403,999	403,999
B	Ansell Group Total			2	-	03/09/15	09/28/16	Jul-20	389,407	541,000	386,271	158,459	(227,812)				21,458	1,000	403,999	403,999
B	Sharper Hearing Aid Center	N	Sharper Hearing Aid Center	30	-	02/26/18	02/11/19	May-20	1,772,862	2,277,302	826,174	939,673	113,499		942,317	8,400		403,712		403,712
B	Sharper Hearing Aid Center Total			30	-	02/26/18	02/11/19	May-20	1,772,862	2,277,302	826,174	939,673	113,499		942,317	8,400		403,712		403,712
B	Maximum Elite Pipeline	N	Maximum Elite Pipeline	9	-	09/24/19	11/05/19	Feb-20	453,479	615,596	442,174	255,967	(186,206)			2,475		362,104		362,104
B	Maximum Elite Pipeline Total			9	-	09/24/19	11/05/19	Feb-20	453,479	615,596	442,174	255,967	(186,206)			2,475		362,104		362,104
B	Change Within (Testing Matters)	N	Change Within (Testing Matters)	2	-	07/20/18	11/08/18	Jul-19	750,000	1,022,500	740,332	670,370	(69,962)			1,125		353,255		353,255
B	Change Within (Testing Matters) Total			2	-	07/20/18	11/08/18	Jul-19	750,000	1,022,500	740,332	670,370	(69,962)			1,125		353,255		353,255
B	Acute Property Management	N	Acute Property Management	27	-	12/21/18	06/14/19	Jun-19	531,840	733,121	527,805	415,447	(112,358)			400		318,074		318,074
B	Acute Property Management Total			27	-	12/21/18	06/14/19	Jun-19	531,840	733,121	527,805	415,447	(112,358)			400		318,074		318,074
B	Michael Felice Interiors	N	Michael Felice Interiors	50	-	02/08/18	01/04/19	Feb-20	1,579,687	2,224,982	957,387	1,306,033	348,645		608,846	5,115		315,217		315,217
B	Michael Felice Interiors Total			50	-	02/08/18	01/04/19	Feb-20	1,579,687	2,224,982	957,387	1,306,033	348,645		608,846	5,115		315,217		315,217
B	Metro Physical Medicine Group	N	Metro Physical Medicine Group	20	-	09/28/15	07/15/16	Jun-20	295,000	326,200	295,000	301,200	6,200		275,000	18,000		300,000		300,000
B	Metro Physical Medicine Group Total			20	-	09/28/15	07/15/16	Jun-20	295,000	326,200	295,000	301,200	6,200		275,000	18,000		300,000		300,000
B	First Class Printing	N	First Class Printing	25	-	01/15/19	06/18/19	Nov-19	367,000	520,700	365,930	244,270	(121,660)			2,775		279,205		279,205
B	First Class Printing Total			25	-	01/15/19	06/18/19	Nov-19	367,000	520,700	365,930	244,270	(121,660)			2,775		279,205		279,205

533
 Securities and Exchange Commission, Plaintiff,
 v.
 Complete Business Solutions Group, Inc. d/b/a Par Funding et al., Defendants.
 CASE NO. 9:20-cv-81205
 UNITED STATES DISTRICT COURT
 SOUTHERN DISTRICT OF FLORIDA

Category B - Detail of CBSG MCA Suites Activity for the period from 2012 through July 27, 2020

Source: MCA Suites

Category (Note 1)	Merchant Grouping (Note 11)	Funded After 01/01/20	Merchant Name (Note 8)	Total # of Deals (Note 2)	Deals with Reload (Note 3)	First Funding Date (Note 12)	Last Funding Date (Note 12)	Month of Last Payment (Note 13)	Total Advances and Repayments		Cash Advances and Repayments per MCA Suites			Transactional Data per MCA Suites			A/R Balance			
									A	B	C	D	E = D-C	F	G	H	I	J	K	L = J+K
									Advance Amount (Note 4)	Payback (Note 5)	Net Cash Advanced (Note 6)	Total Cash Repayments (Note 7)	Net Cash Surplus (Deficit)	Total Reload (Note 9)	Total Write-off (Note 8)	Total Fee (Note 8)	Total Collections 06/2020-07/27/2020 (Note 7)	Active A/R	Default A/R	Total A/R
B	Lang Nissan At Mission Bay (Das Motors)	N	Lang Nissan At Mission Bay (Das Motors)	14	-	04/25/19	05/14/19	Apr-20	427,282	640,923	417,282	379,051	(38,231)			6,075		267,947		267,947
B	Lang Nissan At Mission Bay (Das Motors) Total			14	-	04/25/19	05/14/19	Apr-20	427,282	640,923	417,282	379,051	(38,231)			6,075		267,947		267,947
B	Ad Lucem	Y	Ad Lucem	5	-	02/12/20	03/04/20	May-20	291,420	379,816	285,385	117,214	(168,171)			400		263,002		263,002
B	Ad Lucem Total			5	-	02/12/20	03/04/20	May-20	291,420	379,816	285,385	117,214	(168,171)			400		263,002		263,002
B	Big Stock	N	Big Stock	2	-	10/22/19	12/31/19	Jul-20	137,000	170,630	136,965	170,630	33,665			18,750		-		-
B	Big Stock	Y	Big Stock	5	-	01/23/20	07/23/20	Jul-20	490,000	590,200	490,000	336,556	(153,444)		150		117,152	253,794		253,794
B	Big Stock Total			7	-	10/22/19	07/23/20	Jul-20	627,000	760,830	626,965	507,186	(119,779)		150		135,902	253,794		253,794
B	Sweat Construction	N	Sweat Construction	25	-	08/16/17	01/10/18	Jul-20	343,532	512,799	340,784	262,208	(78,576)		900		1,200	251,490		251,490
B	Sweat Construction Total			25	-	08/16/17	01/10/18	Jul-20	343,532	512,799	340,784	262,208	(78,576)		900		1,200	251,490		251,490
B	VERTIV Inc	Y	VERTIV Inc	3	-	06/30/20	07/23/20	Jul-20	223,845	288,645	218,096	47,570	(170,526)			75		47,570	241,149	241,149
B	VERTIV Inc Total			3	-	06/30/20	07/23/20	Jul-20	223,845	288,645	218,096	47,570	(170,526)			75		47,570	241,149	241,149
B	Carlos A Alvarez MD	Y	Carlos A Alvarez MD	62	-	01/17/20	06/10/20	Jul-20	568,978	798,319	561,978	566,335	4,358				166,227	231,983		231,983
B	Carlos A Alvarez MD Total			62	-	01/17/20	06/10/20	Jul-20	568,978	798,319	561,978	566,335	4,358				166,227	231,983		231,983
B	Strawns Concrete	N	Strawns Concrete	24	-	01/14/19	07/11/19	Jul-19	286,072	414,804	285,072	184,565	(100,507)		775			231,014		231,014
B	Strawns Concrete Total			24	-	01/14/19	07/11/19	Jul-19	286,072	414,804	285,072	184,565	(100,507)		775			231,014		231,014
B	Mden Inc	Y	Mden Inc	7	-	07/20/20	07/27/20	Jul-20	231,582	299,399	224,337	72,607	(151,730)				72,607	226,792		226,792
B	Mden Inc Total			7	-	07/20/20	07/27/20	Jul-20	231,582	299,399	224,337	72,607	(151,730)				72,607	226,792		226,792
B	Abruzzi Electrical Services	N	Abruzzi Electrical Services	14	-	09/26/19	12/26/19	Mar-20	175,671	244,182	175,268	251,680	76,412					(7,498)		(7,498)
B	Abruzzi Electrical Services	Y	Abruzzi Electrical Services	53	-	01/02/20	07/21/20	Jul-20	355,634	483,081	353,577	268,555	(85,022)				187,792	214,526		214,526
B	Abruzzi Electrical Services Total			67	-	09/26/19	07/21/20	Jul-20	531,304	727,263	528,845	520,235	(8,610)				187,792	207,028		207,028
B	Cogent Medical Laboratory	N	Cogent Medical Laboratory	5	-	11/15/19	12/06/19	Jul-20	241,333	317,549	221,303	111,593	(109,710)		600		4,000	206,596		206,596
B	Cogent Medical Laboratory Total			5	-	11/15/19	12/06/19	Jul-20	241,333	317,549	221,303	111,593	(109,710)		600		4,000	206,596		206,596
B	Cico Electrical Contractors	Y	Cico Electrical Contractors	10	-	01/28/20	03/24/20	Jul-20	263,696	362,774	257,661	182,012	(75,649)		5,475		6,500	186,237		186,237
B	Cico Electrical Contractors Total			10	-	01/28/20	03/24/20	Jul-20	263,696	362,774	257,661	182,012	(75,649)		5,475		6,500	186,237		186,237
B	Muv All Trailer Company	Y	Muv All Trailer Company	69	-	01/13/20	07/24/20	Jul-20	592,287	805,856	584,752	620,175	35,423				179,561	185,681		185,681
B	Muv All Trailer Company Total			69	-	01/13/20	07/24/20	Jul-20	592,287	805,856	584,752	620,175	35,423				179,561	185,681		185,681
B	B J Oil	N	B J Oil	36	-	12/27/18	08/01/19	Jul-20	448,300	598,154	420,428	401,633	(18,796)		25,567		5,975	3,500	176,930	176,930
B	B J Oil Total			36	-	12/27/18	08/01/19	Jul-20	448,300	598,154	420,428	401,633	(18,796)		25,567		5,975	3,500	176,930	176,930
B	Tile Gallery	N	Tile Gallery	10	-	10/25/19	12/27/19	Mar-20	248,566	347,992	246,566	375,410	128,844				5,225	(22,192)		(22,192)
B	Tile Gallery	Y	Tile Gallery	7	-	01/03/20	02/14/20	Jul-20	146,063	204,488	146,063	7,029	(139,034)				450	3,000	197,909	197,909
B	Tile Gallery Total			17	-	10/25/19	02/14/20	Jul-20	394,629	552,480	392,629	382,438	(10,190)				5,675	3,000	175,717	175,717
B	Inscope International	N	Inscope International	2	-	12/18/18	12/18/18	Sep-19	500,000	699,000	477,465	194,966	(282,499)		330,196		200		174,037	174,037
B	Inscope International Total			2	-	12/18/18	12/18/18	Sep-19	500,000	699,000	477,465	194,966	(282,499)		330,196		200		174,037	174,037
B	The Caduceus Group	N	The Caduceus Group	16	-	09/23/19	12/30/19	Jul-20	250,146	335,497	249,661	263,225	13,564			5,825	7,500	78,097		78,097
B	The Caduceus Group	Y	The Caduceus Group	5	-	01/06/20	02/03/20	Jan-20	67,516	91,146	67,516		(67,516)					91,146		91,146
B	The Caduceus Group Total			21	-	09/23/19	02/03/20	Jul-20	317,661	426,643	317,176	263,225	(53,952)			5,825	7,500	169,243		169,243
B	Williams Marketing	N	Williams Marketing	3	-	12/06/17	02/15/18	Jul-20	455,059	672,939	450,472	507,319	56,847			1,875	5,000	167,495		167,495
B	Williams Marketing Total			3	-	12/06/17	02/15/18	Jul-20	455,059	672,939	450,472	507,319	56,847			1,875	5,000	167,495		167,495
B	JTT Health Management	N	JTT Health Management	2	-	10/30/19	11/13/19	Jul-20	280,470	356,635	274,470	190,548	(83,922)			150	50	166,236		166,236
B	JTT Health Management Total			2	-	10/30/19	11/13/19	Jul-20	280,470	356,635	274,470	190,548	(83,922)			150	50	166,236		166,236
B	Daniel Purinton Designs	N	Daniel Purinton Designs	7	-	11/20/19	12/31/19	Jul-20	128,971	174,110	125,971	130,155	4,185			1,575	22,750	45,530		45,530
B	Daniel Purinton Designs	Y	Daniel Purinton Designs	11	-	01/08/20	03/11/20	Jun-20	98,813	131,198	98,778	25,325	(73,453)			525	3,486	106,398		106,398
B	Daniel Purinton Designs Total			18	-	11/20/19	03/11/20	Jul-20	227,784	305,308	224,749	155,480	(69,269)			2,100	26,236	151,928		151,928
B	Special Entertainment Events	Y	Special Entertainment Events	7	-	01/09/20	02/13/20	Mar-20	150,695	203,439	148,695	53,503	(95,192)			625		150,561		150,561
B	Special Entertainment Events Total			7	-	01/09/20	02/13/20	Mar-20	150,695	203,439	148,695	53,503	(95,192)			625		150,561		150,561
B	Leitch Heating and Air Conditioning	Y	Leitch Heating and Air Conditioning	28	-	01/08/20	04/16/20	Jul-20	449,259	596,800	444,189	447,619	3,429			375	132,060	149,556		149,556
B	Leitch Heating and Air Conditioning Total			28	-	01/08/20	04/16/20	Jul-20	449,259	596,800	444,189	447,619	3,429			375	132,060	149,556		149,556
B	Ex Factory	N	Ex Factory	1	-	12/19/19	12/19/19	Jul-20	150,000	199,500	147,000	106,322	(40,678)				12,300	93,178		93,178

533
 Securities and Exchange Commission, Plaintiff,
 v.
 Complete Business Solutions Group, Inc. d/b/a Par Funding et al., Defendants.
 CASE NO. 9:20-cv-81205
 UNITED STATES DISTRICT COURT
 SOUTHERN DISTRICT OF FLORIDA

Category B - Detail of CBSG MCA Suites Activity for the period from 2012 through July 27, 2020

Source: MCA Suites

Category (Note 1)	Merchant Grouping (Note 11)	Funded After 01/01/20	Merchant Name (Note 8)	Total # of Deals (Note 2)	Deals with Reload (Note 3)	First Funding Date (Note 12)	Last Funding Date (Note 12)	Month of Last Payment (Note 13)	Total Advances and Repayments		Cash Advances and Repayments per MCA Suites			Transactional Data per MCA Suites				A/R Balance		
									A	B	C	D	E = D-C	F	G	H	I	J	K	L = J+K
									Advance Amount (Note 4)	Payback (Note 5)	Net Cash Advanced (Note 6)	Total Cash Repayments (Note 7)	Net Cash Surplus (Deficit)	Total Reload (Note 9)	Total Write-off (Note 8)	Total Fee (Note 8)	Total Collections 06/2020-07/27/2020 (Note 7)	Active A/R	Default A/R	Total A/R
B	Ex Factory	Y	Ex Factory	1	-	02/04/20	02/04/20	Jul-20	150,000	178,500	149,965	124,950	(25,015)				23,800	53,550		53,550
B	Ex Factory Total			2	-	02/04/20	02/04/20	Jul-20	300,000	378,000	296,965	231,272	(65,693)				36,100	146,728		146,728
B	Pivot Fuel	Y	Perishable Shipping Solutions	52	-	03/09/20	05/29/20	Jul-20	391,735	528,842	390,235	383,206	(7,029)				155,559	145,636		145,636
B	Pivot Fuel Total			52	-	03/09/20	05/29/20	Jul-20	391,735	528,842	390,235	383,206	(7,029)				155,559	145,636		145,636
B	Patrick Mcinerney	N	Castle Collision Center	1	-	03/15/19	03/15/19	Jun-19	30,000	37,500	30,000	37,500	7,500							-
B	Patrick Mcinerney	Y	Castle Collision Center	3	-	07/13/20	07/23/20	Jul-20	146,472	200,667	146,472	62,299	(84,173)				62,299	138,367		138,367
B	Patrick Mcinerney	Y	WH Gen Contracting and Plumbing	1	-	07/13/20	07/13/20	Jul-20	5,000	7,250	4,750	1,595	(3,155)				1,595	5,655		5,655
B	Patrick Mcinerney Total			5	-	03/15/19	07/23/20	Jul-20	181,472	245,417	181,222	101,394	(79,828)				63,894	144,022		144,022
B	NutriGold Inc	Y	NutriGold Inc	3	-	01/17/20	06/24/20	Jul-20	350,000	434,000	347,000	282,640	(64,360)		10,000		131,084	141,360		141,360
B	NutriGold Inc Total			3	-	01/17/20	06/24/20	Jul-20	350,000	434,000	347,000	282,640	(64,360)		10,000		131,084	141,360		141,360
B	Winfield Inn	N	Winfield Inn	12	-	02/20/19	05/08/19	May-19	137,880	193,031	136,980	53,046	(83,934)			200				140,186
B	Winfield Inn Total			12	-	02/20/19	05/08/19	May-19	137,880	193,031	136,980	53,046	(83,934)			200				140,186
B	Concession Management Group	N	Concession Management Group	7	-	10/18/18	11/21/18	Jun-20	192,597	266,886	192,562	135,695	(56,867)			5,989	17,000	137,180		137,180
B	Concession Management Group Total			7	-	10/18/18	11/21/18	Jun-20	192,597	266,886	192,562	135,695	(56,867)			5,989	17,000	137,180		137,180
B	Trench Inc	N	Trench Inc	1	-	08/31/18	08/31/18	Apr-19	200,000	286,000	197,832	286,000	88,168							-
B	Trench Inc	Y	Trench Inc	2	-	03/05/20	07/10/20	Jul-20	170,000	215,900	170,000	84,592	(85,408)				43,734	131,308		131,308
B	Trench Inc Total			3	-	08/31/18	07/10/20	Jul-20	370,000	501,900	367,832	370,592	2,760				43,734	131,308		131,308
B	Blast All	Y	Blast All	48	-	02/26/20	07/21/20	Jul-20	275,098	365,882	271,598	236,904	(34,694)			75	101,267	129,053		129,053
B	Blast All Total			48	-	02/26/20	07/21/20	Jul-20	275,098	365,882	271,598	236,904	(34,694)			75	101,267	129,053		129,053
B	MEP Nationwide	N	MEP Nationwide	16	-	10/03/18	12/20/18	Jul-20	357,980	421,249	212,293	165,625	(46,669)		140,192	10,150	2,000	125,583		125,583
B	MEP Nationwide Total			16	-	10/03/18	12/20/18	Jul-20	357,980	421,249	212,293	165,625	(46,669)		140,192	10,150	2,000	125,583		125,583
B	Beverly Hills Management Residential Services	N	Beverly Hills Management Residential Services	1	-	12/04/19	12/04/19	Dec-19	7,299	9,853	6,549	10,510	3,961					(657)		(657)
B	Beverly Hills Management Residential Services	Y	Beverly Hills Management Residential Services	1	-	01/23/20	01/23/20	Jul-20	150,000	180,000	150,000	54,415	(95,585)			300	6,965	125,885		125,885
B	Beverly Hills Management Residential Services Total			2	-	12/04/19	01/23/20	Jul-20	157,299	189,853	156,549	64,925	(91,624)			300	6,965	125,228		125,228
B	Premier Builders General Contracts	Y	Premier Builders General Contracts	3	-	01/09/20	03/11/20	Apr-20	140,000	178,600	138,130	55,465	(82,665)			1,425		124,560		124,560
B	Premier Builders General Contracts Total			3	-	01/09/20	03/11/20	Apr-20	140,000	178,600	138,130	55,465	(82,665)			1,425		124,560		124,560
B	Elevate Roofing and Construction	Y	Elevate Roofing and Construction	3	-	07/07/20	07/20/20	Jul-20	115,662	160,770	112,720	40,366	(72,354)			75	40,366	120,479		120,479
B	Elevate Roofing and Construction Total			3	-	07/07/20	07/20/20	Jul-20	115,662	160,770	112,720	40,366	(72,354)			75	40,366	120,479		120,479
B	Wehoneydo	N	Wehoneydo	10	-	04/02/18	06/04/18	Jul-20	409,246	568,852	408,251	450,613	42,362			1,575	3,900	119,814		119,814
B	Wehoneydo Total			10	-	04/02/18	06/04/18	Jul-20	409,246	568,852	408,251	450,613	42,362			1,575	3,900	119,814		119,814
B	LMS Construction	N	LMS Construction	19	-	03/01/19	06/21/19	Jul-20	498,213	682,498	491,713	575,688	83,975			11,650	4,813	118,460		118,460
B	LMS Construction Total			19	-	03/01/19	06/21/19	Jul-20	498,213	682,498	491,713	575,688	83,975			11,650	4,813	118,460		118,460
B	Axiom Contracting Group	N	Axiom Contracting Group	9	-	11/13/19	12/31/19	Jul-20	156,575	216,005	152,540	222,248	69,708			1,700	3,000	(4,544)		(4,544)
B	Axiom Contracting Group	Y	Axiom Contracting Group	8	-	01/08/20	02/26/20	Jan-20	87,561	122,585	87,561		(87,561)					122,585		122,585
B	Axiom Contracting Group Total			17	-	11/13/19	02/26/20	Jul-20	244,136	338,590	240,101	222,248	(17,853)			1,700	3,000	118,042		118,042
B	Pharmakinnex Inc	Y	Pharmakinnex Inc	61	-	02/12/20	07/07/20	Jul-20	294,284	397,284	291,784	281,255	(10,529)				96,903	116,029		116,029
B	Pharmakinnex Inc Total			61	-	02/12/20	07/07/20	Jul-20	294,284	397,284	291,784	281,255	(10,529)				96,903	116,029		116,029
B	Moxiecap Corporation	N	Moxiecap Corporation	2	-	03/21/19	04/29/19	Jul-20	200,000	255,000	200,000	139,305	(60,695)			300	5,050	115,995		115,995
B	Moxiecap Corporation Total			2	-	03/21/19	04/29/19	Jul-20	200,000	255,000	200,000	139,305	(60,695)			300	5,050	115,995		115,995
B	Jaz Construction	Y	Jaz Construction	5	-	05/08/20	07/21/20	Jul-20	130,218	178,297	123,218	62,813	(60,405)			475	53,546	115,959		115,959
B	Jaz Construction Total			5	-	05/08/20	07/21/20	Jul-20	130,218	178,297	123,218	62,813	(60,405)			475	53,546	115,959		115,959
B	EBM Foods Inc	Y	EBM Foods Inc	44	-	02/12/20	05/15/20	Jul-20	522,542	705,432	517,542	592,270	74,728			200	204,059	113,362		113,362
B	EBM Foods Inc Total			44	-	02/12/20	05/15/20	Jul-20	522,542	705,432	517,542	592,270	74,728			200	204,059	113,362		113,362
B	Progressive Title Services	N	Progressive Title Services	17	-	11/20/18	03/29/19	Jul-20	354,078	441,263	200,189	179,061	(21,128)		149,854	425	7,500	112,773		112,773
B	Progressive Title Services Total			17	-	11/20/18	03/29/19	Jul-20	354,078	441,263	200,189	179,061	(21,128)		149,854	425	7,500	112,773		112,773
B	Valentino Beauty Pure	Y	Valentino Beauty Pure	5	-	06/25/20	07/22/20	Jul-20	162,638	226,066	156,638	113,716	(42,921)				113,716	112,350		112,350
B	Valentino Beauty Pure Total			5	-	06/25/20	07/22/20	Jul-20	162,638	226,066	156,638	113,716	(42,921)				113,716	112,350		112,350

533
 Securities and Exchange Commission, Plaintiff,
 v.
 Complete Business Solutions Group, Inc. d/b/a Par Funding et al., Defendants.
 CASE NO. 9:20-cv-81205
 UNITED STATES DISTRICT COURT
 SOUTHERN DISTRICT OF FLORIDA

Category B - Detail of CBSG MCA Suites Activity for the period from 2012 through July 27, 2020

Source: MCA Suites

Category (Note 1)	Merchant Grouping (Note 11)	Funded After 01/01/20	Merchant Name (Note 8)	Total # of Deals (Note 2)	Deals with Reload (Note 3)	First Funding Date (Note 12)	Last Funding Date (Note 12)	Month of Last Payment (Note 13)	Total Advances and Repayments			Cash Advances and Repayments per MCA Suites			Transactional Data per MCA Suites			A/R Balance		
									A	B	C	D	E = D-C	F	G	H	I	J	K	L = J+K
									Advance Amount (Note 4)	Payback (Note 5)	Net Cash Advanced (Note 6)	Total Cash Repayments (Note 7)	Net Cash Surplus (Deficit)	Total Reload (Note 9)	Total Write-off (Note 8)	Total Fee (Note 8)	Total Collections 06/2020-07/27/2020 (Note 7)	Active A/R	Default A/R	Total A/R
B	Jemcom Solutions	N	Jemcom Solutions	8	-	04/09/19	05/28/19	Jul-19	139,310	195,034	139,310	86,244	(53,066)			1,925		110,715		110,715
B	Jemcom Solutions Total			8	-	04/09/19	05/28/19	Jul-19	139,310	195,034	139,310	86,244	(53,066)			1,925		110,715		110,715
B	Creda LLC	N	Creda LLC	2	-	09/05/18	05/31/19	Mar-20	350,000	500,500	348,005	500,250	153,245		750					
B	Creda LLC	Y	Creda LLC	1	-	03/19/20	03/19/20	Jul-20	150,000	207,000	142,500	104,650	(37,850)				47,150	102,350		102,350
B	Creda LLC Total			3	-	09/05/18	03/19/20	Jul-20	500,000	707,500	490,505	605,900	115,395			750	47,150	102,350		102,350
B	Pillar Construction Group	N	Pillar Construction Group	1	-	12/13/19	12/13/19	Jul-20	75,000	104,250	72,750	60,173	(12,577)			1,725	5,068	45,802		45,802
B	Pillar Construction Group	Y	Pillar Construction Group	5	-	02/05/20	03/04/20	Jul-20	93,445	130,822	91,445	76,876	(14,569)			1,650	4,999	55,597		55,597
B	Pillar Construction Group Total			6	-	12/13/19	03/04/20	Jul-20	168,445	235,072	164,195	137,049	(27,146)			3,375	10,067	101,399		101,399
B	Apollo HP	Y	Apollo HP	5	-	07/01/20	07/22/20	Jul-20	120,510	155,509	119,719	54,519	(65,199)			75	54,519	101,065		101,065
B	Apollo HP Total			5	-	07/01/20	07/22/20	Jul-20	120,510	155,509	119,719	54,519	(65,199)			75	54,519	101,065		101,065
B	Tri Built Services	N	Tri Built Services	1	-	12/10/19	12/10/19	Jun-20	40,000	55,600	38,800	55,675	16,875		75	1,465				
B	Tri Built Services	Y	Tri Built Services	1	-	07/21/20	07/21/20	Jul-20	75,000	105,000	71,250	4,375	(66,875)				4,375	100,625		100,625
B	Tri Built Services Total			2	-	12/10/19	07/21/20	Jul-20	115,000	160,600	110,050	60,050	(50,000)			75	5,840	100,625		100,625
B	AK Premier Contracting	Y	AK Premier Contracting	2	-	03/11/20	03/17/20	Jul-20	300,000	300,000	300,000	266,000	(34,000)			66,000	16,000	100,000		100,000
B	AK Premier Contracting Total			2	-	03/11/20	03/17/20	Jul-20	300,000	300,000	300,000	266,000	(34,000)			66,000	16,000	100,000		100,000
B	Jaafar LLC	Y	Jaafar LLC	4	-	02/11/20	03/03/20	Jul-20	121,445	163,950	114,450	67,487	(46,963)			1,275	2,500	97,738		97,738
B	Jaafar LLC Total			4	-	02/11/20	03/03/20	Jul-20	121,445	163,950	114,450	67,487	(46,963)			1,275	2,500	97,738		97,738
B	Stevens Siding and Window Co	Y	Stevens Siding and Window Co	1	-	07/09/20	07/09/20	Jul-20	80,000	108,000	80,000	10,800	(69,200)				10,800	97,200		97,200
B	Stevens Siding and Window Co Total			1	-	07/09/20	07/09/20	Jul-20	80,000	108,000	80,000	10,800	(69,200)				10,800	97,200		97,200
B	BWB Controls	Y	BWB Controls	4	-	02/13/20	02/27/20	Jul-20	117,424	160,193	113,389	64,471	(48,917)			925	5,852	96,647		96,647
B	BWB Controls Total			4	-	02/13/20	02/27/20	Jul-20	117,424	160,193	113,389	64,471	(48,917)			925	5,852	96,647		96,647
B	Frank Brown Towing	N	Frank Brown Towing	15	-	05/02/19	07/25/19	Jul-20	225,172	307,041	223,103	216,735	(6,368)			6,150	4,100	96,455		96,455
B	Frank Brown Towing Total			15	-	05/02/19	07/25/19	Jul-20	225,172	307,041	223,103	216,735	(6,368)			6,150	4,100	96,455		96,455
B	The Heart Center Mt Airy	Y	The Heart Center Mt Airy	57	-	03/03/20	06/29/20	Jul-20	218,000	305,200	214,000	209,370	(4,630)				81,754	95,830		95,830
B	The Heart Center Mt Airy Total			57	-	03/03/20	06/29/20	Jul-20	218,000	305,200	214,000	209,370	(4,630)				81,754	95,830		95,830
B	Advanced Construction Services	Y	Advanced Construction Services	9	-	01/22/20	03/11/20	Jul-20	126,445	171,701	124,695	81,186	(43,509)			5,275	4,600	95,790		95,790
B	Advanced Construction Services Total			9	-	01/22/20	03/11/20	Jul-20	126,445	171,701	124,695	81,186	(43,509)			5,275	4,600	95,790		95,790
B	Thorman Enterprises	N	Thorman Enterprises	58	-	09/24/19	12/10/19	Jul-20	263,981	357,934	263,412	264,945	1,532			450	23,322	93,439		93,439
B	Thorman Enterprises Total			58	-	09/24/19	12/10/19	Jul-20	263,981	357,934	263,412	264,945	1,532			450	23,322	93,439		93,439
B	American Construction Pros	Y	American Construction Pros	19	-	01/08/20	04/03/20	Jul-20	190,000	256,500	187,000	165,130	(21,870)			75	17,575	91,445		91,445
B	American Construction Pros Total			19	-	01/08/20	04/03/20	Jul-20	190,000	256,500	187,000	165,130	(21,870)			75	17,575	91,445		91,445
B	Bluecrane Inc	Y	Bluecrane Inc	41	-	02/18/20	06/01/20	Jul-20	148,125	205,894	146,125	114,638	(31,487)				40,871	91,256		91,256
B	Bluecrane Inc Total			41	-	02/18/20	06/01/20	Jul-20	148,125	205,894	146,125	114,638	(31,487)				40,871	91,256		91,256
B	Coral LLC	Y	Coral LLC	2	-	01/23/20	05/05/20	Jul-20	350,000	434,000	349,965	343,066	(6,899)			200	107,466	91,134		91,134
B	Coral LLC Total			2	-	01/23/20	05/05/20	Jul-20	350,000	434,000	349,965	343,066	(6,899)			200	107,466	91,134		91,134
B	Home Repair Solutions	N	Home Repair Solutions	9	-	01/14/19	03/29/19	Apr-19	192,337	228,609	99,018	45,965	(53,053)		92,284	600		90,959		90,959
B	Home Repair Solutions Total			9	-	01/14/19	03/29/19	Apr-19	192,337	228,609	99,018	45,965	(53,053)		92,284	600		90,959		90,959
B	D And J Commerce	N	D And J Commerce	16	-	04/05/18	07/12/18	Jul-20	215,229	318,193	214,199	232,072	17,874			4,725	1,025	90,846		90,846
B	D And J Commerce Total			16	-	04/05/18	07/12/18	Jul-20	215,229	318,193	214,199	232,072	17,874			4,725	1,025	90,846		90,846
B	M Kaplan Interiors	Y	M Kaplan Interiors	8	-	01/30/20	07/24/20	Jul-20	237,000	305,400	237,000	196,216	(40,784)		18,414		88,030	90,770		90,770
B	M Kaplan Interiors Total			8	-	01/30/20	07/24/20	Jul-20	237,000	305,400	237,000	196,216	(40,784)		18,414		88,030	90,770		90,770
B	Sitexpedite	N	Sitexpedite	3	-	07/20/18	08/08/19	Nov-19	190,000	244,200	187,466	244,200	56,734							
B	Sitexpedite	Y	Sitexpedite	1	-	06/29/20	06/29/20	Jul-20	100,000	118,000	100,000	27,533	(72,467)				27,533	90,467		90,467
B	Sitexpedite Total			4	-	07/20/18	06/29/20	Jul-20	290,000	362,200	287,466	271,733	(15,733)				27,533	90,467		90,467
B	Horizon Travel	N	Horizon Travel	15	-	12/23/16	07/11/17	Jul-20	290,002	418,872	224,195	329,249	105,054			825	350	90,448		90,448
B	Horizon Travel Total			15	-	12/23/16	07/11/17	Jul-20	290,002	418,872	224,195	329,249	105,054			825	350	90,448		90,448
B	Heavy Metal Automotive	N	Heavy Metal Automotive	5	-	04/11/19	10/16/19	Feb-20	380,000	499,500	379,930	490,056	110,126		9,444			(0)		(0)
B	Heavy Metal Automotive	Y	Heavy Metal Automotive	2	-	01/06/20	02/24/20	Jul-20	140,000	176,200	140,000	80,046	(51,954)				18,587	88,154		88,154
B	Heavy Metal Automotive Total			7	-	04/11/19	02/24/20	Jul-20	520,0											

Securities and Exchange Commission, Plaintiff,
 v.
 Complete Business Solutions Group, Inc. d/b/a Par Funding et al., Defendants.
 CASE NO. 9:20-cv-81205
 UNITED STATES DISTRICT COURT
 SOUTHERN DISTRICT OF FLORIDA

Category B - Detail of CBSG MCA Suites Activity for the period from 2012 through July 27, 2020

Source: MCA Suites

Category (Note 1)	Merchant Grouping (Note 11)	Funded After 01/01/20	Merchant Name (Note 8)	Total # of Deals (Note 2)	Deals with Reload (Note 3)	First Funding Date (Note 12)	Last Funding Date (Note 12)	Month of Last Payment (Note 13)	Total Advances and Repayments			Cash Advances and Repayments per MCA Suites			Transactional Data per MCA Suites			A/R Balance		
									A	B	C	D	E = D-C	F	G	H	I	J	K	L = J+K
									Advance Amount (Note 4)	Payback (Note 5)	Net Cash Advanced (Note 6)	Total Cash Repayments (Note 7)	Net Cash Surplus (Deficit)	Total Reload (Note 9)	Total Write-off (Note 8)	Total Fee (Note 8)	Total Collections 06/2020-07/27/2020 (Note 7)	Active A/R	Default A/R	Total A/R
B	Department of Green Energy Total			10	-	01/13/20	03/16/20	Jul-20	173,157	233,761	170,657	146,633	(24,024)			450	10,250	87,578		87,578
B	Med Life	N	Med Life	15	-	12/27/17	04/04/18	Jul-20	143,996	215,994	143,001	132,977	(10,024)		4,300		190	87,317		87,317
B	Med Life Total			15	-	12/27/17	04/04/18	Jul-20	143,996	215,994	143,001	132,977	(10,024)		4,300		190	87,317		87,317
B	Miles Road Exxon (17707 Miles Road)	N	Miles Road Exxon (17707 Miles Road)	5	-	12/04/19	12/31/19	Jul-20	55,000	74,250	52,000	78,150	26,150			75	3,900	(3,825)		(3,825)
B	Miles Road Exxon (17707 Miles Road)	Y	Miles Road Exxon (17707 Miles Road)	12	-	01/08/20	03/18/20	Jul-20	142,500	183,025	142,465	98,221	(44,244)			3,225	7,950	89,604		89,604
B	Miles Road Exxon (17707 Miles Road) Total			17	-	12/04/19	03/18/20	Jul-20	197,500	257,275	194,465	176,371	(18,094)			3,300	11,850	85,779		85,779
B	Vittles of Brentwood	Y	Vittles of Brentwood	9	-	01/10/20	03/09/20	Jul-20	130,277	175,875	126,282	91,135	(35,147)			850	8,829	85,590		85,590
B	Vittles of Brentwood Total			9	-	01/10/20	03/09/20	Jul-20	130,277	175,875	126,282	91,135	(35,147)			850	8,829	85,590		85,590
B	Investment Management Group LLC	Y	Investment Management Group LLC	4	-	07/09/20	07/22/20	Jul-20	93,200	122,048	87,451	37,722	(49,729)				37,722	84,326		84,326
B	Investment Management Group LLC Total			4	-	07/09/20	07/22/20	Jul-20	93,200	122,048	87,451	37,722	(49,729)				37,722	84,326		84,326
B	Harvest Tide Steakhouse (Si Taco)	Y	Harvest Tide Steakhouse (Si Taco)	11	-	01/17/20	03/20/20	Jul-20	119,342	157,811	116,312	76,050	(40,262)			225	9,379	81,986		81,986
B	Harvest Tide Steakhouse (Si Taco) Total			11	-	01/17/20	03/20/20	Jul-20	119,342	157,811	116,312	76,050	(40,262)			225	9,379	81,986		81,986
B	PHI Gaming	N	PHI Gaming	11	-	06/07/19	08/08/19	Jul-20	192,666	257,349	192,131	192,354	223		16,375	6,200	81,370		81,370	
B	PHI Gaming Total			11	-	06/07/19	08/08/19	Jul-20	192,666	257,349	192,131	192,354	223		16,375	6,200	81,370		81,370	
B	Capital Jet	N	Capital Jet	15	-	08/09/19	11/08/19	Mar-20	137,536	182,924	136,001	102,216	(33,785)			300		81,007		81,007
B	Capital Jet Total			15	-	08/09/19	11/08/19	Mar-20	137,536	182,924	136,001	102,216	(33,785)			300		81,007		81,007
B	Bera Internationa	N	Bera Internationa	9	-	03/29/19	05/24/19	Jul-20	120,106	168,148	118,006	90,761	(27,245)			3,200	4,000	80,587		80,587
B	Bera Internationa Total			9	-	03/29/19	05/24/19	Jul-20	120,106	168,148	118,006	90,761	(27,245)			3,200	4,000	80,587		80,587
B	Babic Trucking	Y	Babic Trucking	2	-	01/30/20	06/16/20	Jul-20	200,000	238,000	196,965	159,600	(37,365)				40,600	78,400		78,400
B	Babic Trucking Total			2	-	01/30/20	06/16/20	Jul-20	200,000	238,000	196,965	159,600	(37,365)				40,600	78,400		78,400
B	Brandon Excavating	N	Brandon Excavating	36	-	02/07/18	01/18/19	Jan-20	850,000	1,150,250	501,182	803,477	302,295		347,823	1,050		0		0
B	Brandon Excavating	Y	Brandon Excavating	1	-	02/07/20	02/07/20	May-20	75,000	89,250	75,000	13,888	(61,113)			250		75,613		75,613
B	Brandon Excavating Total			37	-	02/07/18	02/07/20	May-20	925,000	1,239,500	576,182	817,364	241,183		347,823	1,300		75,613		75,613
B	Alegria Remodel and Construction	Y	Alegria Remodel and Construction	2	-	02/04/20	02/28/20	Jul-20	65,000	90,200	62,800	16,771	(46,029)			2,100	600	75,529		75,529
B	Alegria Remodel and Construction Total			2	-	02/04/20	02/28/20	Jul-20	65,000	90,200	62,800	16,771	(46,029)			2,100	600	75,529		75,529
B	Technical Services (Consult Inspect Design Technical)	N	Technical Services (Consult Inspect Design Technical)	12	-	10/25/19	12/27/19	Jul-20	82,728	108,426	81,693	103,646	21,953			225	8,200	5,005		5,005
B	Technical Services (Consult Inspect Design Technical)	Y	Technical Services (Consult Inspect Design Technical)	3	-	01/03/20	07/20/20	Jul-20	53,013	73,568	50,513	3,475	(47,038)				3,475	70,093		70,093
B	Technical Services (Consult Inspect Design Technical) Total			15	-	10/25/19	07/20/20	Jul-20	135,741	181,994	132,206	107,121	(25,085)			225	11,675	75,098		75,098
B	Bridge Communications	Y	Bridge Communications	27	-	01/31/20	04/22/20	Jul-20	216,483	296,911	215,448	222,090	6,642				49,200	74,822		74,822
B	Bridge Communications Total			27	-	01/31/20	04/22/20	Jul-20	216,483	296,911	215,448	222,090	6,642				49,200	74,822		74,822
B	Ron Mancini Trucking	N	Ron Mancini Trucking	22	-	07/15/19	12/26/19	Jul-20	148,394	201,182	147,159	127,569	(19,589)			700	1,000	74,312		74,312
B	Ron Mancini Trucking Total			22	-	07/15/19	12/26/19	Jul-20	148,394	201,182	147,159	127,569	(19,589)			700	1,000	74,312		74,312
B	American Foam Fiber and Supplies	Y	American Foam Fiber and Supplies	7	-	02/14/20	03/20/20	Jul-20	102,128	135,473	97,093	62,374	(34,719)			400	2,100	73,499		73,499
B	American Foam Fiber and Supplies Total			7	-	02/14/20	03/20/20	Jul-20	102,128	135,473	97,093	62,374	(34,719)			400	2,100	73,499		73,499
B	EI Construction	Y	EI Construction	7	-	03/05/20	04/01/20	Jul-20	134,235	181,217	129,235	109,139	(20,095)			225	32,800	72,303		72,303
B	EI Construction Total			7	-	03/05/20	04/01/20	Jul-20	134,235	181,217	129,235	109,139	(20,095)			225	32,800	72,303		72,303
B	Ninos Auto Sales	N	Ninos Auto Sales	1	-	05/08/19	05/08/19	Aug-19	20,000	28,000	19,400	28,000	8,600					-		-
B	Ninos Auto Sales	Y	Ninos Auto Sales	8	-	05/29/20	07/27/20	Jul-20	93,838	130,435	89,588	58,427	(31,162)				57,912	72,008		72,008
B	Ninos Auto Sales Total			9	-	05/08/19	07/27/20	Jul-20	113,838	158,435	108,988	86,427	(22,562)				57,912	72,008		72,008
B	Advanced Dermal Services	Y	Advanced Dermal Services	7	-	01/21/20	02/25/20	Jul-20	131,370	174,050	128,335	109,448	(18,887)			6,500	7,000	71,102		71,102
B	Advanced Dermal Services Total			7	-	01/21/20	02/25/20	Jul-20	131,370	174,050	128,335	109,448	(18,887)			6,500	7,000	71,102		71,102
B	Dilworth Market Ventures	Y	Dilworth Market Ventures	6	-	01/22/20	02/19/20	Jul-20	74,672	99,157	73,637	31,150	(42,487)			1,050	50	69,057		69,057

Securities and Exchange Commission, Plaintiff,
 v.
 Complete Business Solutions Group, Inc. d/b/a Par Funding et al., Defendants.
 CASE NO. 9:20-cv-81205
 UNITED STATES DISTRICT COURT
 SOUTHERN DISTRICT OF FLORIDA

Category B - Detail of CBSG MCA Suites Activity for the period from 2012 through July 27, 2020

Source: MCA Suites

Category (Note 1)	Merchant Grouping (Note 11)	Funded After 01/01/20	Merchant Name (Note 8)	Total # of Deals (Note 2)	Deals with Reload (Note 3)	First Funding Date (Note 12)	Last Funding Date (Note 12)	Month of Last Payment (Note 13)	Total Advances and Repayments			Cash Advances and Repayments per MCA Suites			Transactional Data per MCA Suites			A/R Balance		
									A	B	C	D	E = D-C	F	G	H	I	J	K	L = J+K
									Advance Amount (Note 4)	Payback (Note 5)	Net Cash Advanced (Note 6)	Total Cash Repayments (Note 7)	Net Cash Surplus (Deficit)	Total Reload (Note 9)	Total Write-off (Note 8)	Total Fee (Note 8)	Total Collections 06/2020-07/27/2020 (Note 7)	Active A/R	Default A/R	Total A/R
B	Dilworth Market Ventures Total			6	-	01/22/20	02/19/20	Jul-20	74,672	99,157	73,637	31,150	(42,487)			1,050	50	69,057		69,057
B	The Chase Group	N	The Chase Group	16	-	09/25/19	12/31/19	Jul-20	182,823	252,752	182,489	258,192	75,703		675	30,750	(4,765)			(4,765)
B	The Chase Group	Y	The Chase Group	7	-	01/08/20	02/19/20	Jan-00	52,235	73,129	52,235									73,129
B	The Chase Group Total			23	-	09/25/19	02/19/20	Jul-20	235,058	325,881	234,724	258,192	23,468		675	30,750	68,364			68,364
B	Humbert Construction	N	Humbert Construction	1	-	11/22/19	11/22/19	Jul-20	75,000	104,250	72,500	88,618	16,118		75	3,800	15,708			15,708
B	Humbert Construction	Y	Humbert Construction	1	-	01/30/20	01/30/20	Jul-20	75,000	93,000	74,965	41,300	(33,665)		150	3,800	51,850			51,850
B	Humbert Construction Total			2	-	11/22/19	01/30/20	Jul-20	150,000	197,250	147,465	129,918	(17,548)		225	7,600	67,558			67,558
B	Prestige Care Health Services	Y	Prestige Care Health Services	9	-	01/27/20	03/16/20	Jul-20	106,893	145,582	105,358	79,296	(26,063)		1,000	8,400	67,286			67,286
B	Prestige Care Health Services Total			9	-	01/27/20	03/16/20	Jul-20	106,893	145,582	105,358	79,296	(26,063)		1,000	8,400	67,286			67,286
B	Insulation Plus 1	N	Insulation Plus 1	4	-	08/26/19	12/13/19	Feb-20	173,000	202,120	169,150	202,120	32,970							
B	Insulation Plus 1	Y	Insulation Plus 1	4	-	01/03/20	07/20/20	Jul-20	125,000	145,500	124,895	78,585	(46,310)				19,041	66,915		66,915
B	Insulation Plus 1 Total			8	-	08/26/19	07/20/20	Jul-20	298,000	347,620	294,045	280,705	(13,340)				19,041	66,915		66,915
B	Dream Collaborative	N	Dream Collaborative	1	-	12/30/19	12/30/19	Jan-20	16,626	22,445	15,626	23,941	8,315					(1,496)		(1,496)
B	Dream Collaborative	Y	Dream Collaborative	12	-	01/06/20	03/16/20	Jul-20	162,849	215,047	162,814	147,963	(14,851)		600	19,000	67,683			67,683
B	Dream Collaborative Total			13	-	12/30/19	03/16/20	Jul-20	179,475	237,491	178,440	171,905	(6,536)		600	19,000	66,187			66,187
B	JEJ Resources	N	JEJ Resources	42	-	02/02/18	02/12/19	Jun-20	453,198	637,317	325,382	447,081	121,698		125,901	925	7,000	65,260		65,260
B	JEJ Resources Total			42	-	02/02/18	02/12/19	Jun-20	453,198	637,317	325,382	447,081	121,698		125,901	925	7,000	65,260		65,260
B	Ohio Natural Stone Works	N	Ohio Natural Stone Works	8	-	11/15/19	12/19/19	Feb-20	69,375	92,886	68,375	29,564	(38,811)		1,500		64,822			64,822
B	Ohio Natural Stone Works Total			8	-	11/15/19	12/19/19	Feb-20	69,375	92,886	68,375	29,564	(38,811)		1,500		64,822			64,822
B	Boze Manufacturing	Y	Boze Manufacturing	11	-	01/07/20	03/10/20	Jul-20	116,410	154,953	114,375	91,272	(23,102)		350	4,500	64,031			64,031
B	Boze Manufacturing Total			11	-	01/07/20	03/10/20	Jul-20	116,410	154,953	114,375	91,272	(23,102)		350	4,500	64,031			64,031
B	Black Rock Ready Mix	Y	Black Rock Ready Mix	9	-	01/28/20	03/17/20	Jul-20	88,069	116,693	86,034	53,602	(32,433)		800	1,550	63,892			63,892
B	Black Rock Ready Mix Total			9	-	01/28/20	03/17/20	Jul-20	88,069	116,693	86,034	53,602	(32,433)		800	1,550	63,892			63,892
B	Faith Global Realty Group	N	Faith Global Realty Group	2	-	06/25/19	08/19/19	Jul-20	100,000	131,500	99,365	73,295	(26,070)		5,500	9,000	63,705			63,705
B	Faith Global Realty Group Total			2	-	06/25/19	08/19/19	Jul-20	100,000	131,500	99,365	73,295	(26,070)		5,500	9,000	63,705			63,705
B	Sandys Deli Inc	Y	Sandys Deli Inc	10	-	01/15/20	03/18/20	Jul-20	81,759	110,374	80,759	46,775	(33,983)				3,075	63,599		63,599
B	Sandys Deli Inc Total			10	-	01/15/20	03/18/20	Jul-20	81,759	110,374	80,759	46,775	(33,983)				3,075	63,599		63,599
B	IGB Express Corp	N	IGB Express Corp	1	-	11/01/19	11/01/19	Mar-20	30,000	41,400	29,100	12,300								
B	IGB Express Corp	Y	IGB Express Corp	1	-	05/11/20	05/11/20	Jun-20	50,000	67,500	50,000	4,725	(45,275)		600	(675)	63,375			63,375
B	IGB Express Corp Total			2	-	11/01/19	05/11/20	Jun-20	80,000	108,900	79,100	46,125	(32,975)		600	(675)	63,375			63,375
B	Janus Software	Y	Janus Software	18	-	01/13/20	03/31/20	Jul-20	251,221	331,899	248,156	269,462	21,306		300	32,257	62,736			62,736
B	Janus Software Total			18	-	01/13/20	03/31/20	Jul-20	251,221	331,899	248,156	269,462	21,306		300	32,257	62,736			62,736
B	David W Devoto CPA	Y	David W Devoto CPA	2	-	06/26/20	07/07/20	Jul-20	70,000	95,900	69,000	24,192	(44,808)		9,400	100	24,192	62,408		62,408
B	David W Devoto CPA Total			2	-	06/26/20	07/07/20	Jul-20	70,000	95,900	69,000	24,192	(44,808)		9,400	100	24,192	62,408		62,408
B	The Royal Group D	N	The Royal Group D	17	-	06/14/19	11/25/19	Jan-20	81,670	108,655	81,635	89,967	8,332		18,687		0			0
B	The Royal Group D	Y	The Royal Group D	2	-	01/22/20	07/20/20	Jul-20	70,000	92,000	69,965	30,900	(39,065)				9,100	61,100		61,100
B	The Royal Group D Total			19	-	06/14/19	07/20/20	Jul-20	151,670	200,655	151,600	120,867	(30,733)		18,687		9,100	61,100		61,100
B	Unyq Design	N	Unyq Design	14	-	04/23/19	07/30/19	Jul-20	233,595	327,033	231,095	276,676	45,581		10,200	965	60,557			60,557
B	Unyq Design Total			14	-	04/23/19	07/30/19	Jul-20	233,595	327,033	231,095	276,676	45,581		10,200	965	60,557			60,557
B	Sorenson Tree Service	Y	Sorenson Tree Service	9	-	02/06/20	07/09/20	Jul-20	152,092	211,408	147,562	151,474	3,913				35,078	59,933		59,933
B	Sorenson Tree Service Total			9	-	02/06/20	07/09/20	Jul-20	152,092	211,408	147,562	151,474	3,913				35,078	59,933		59,933
B	Born of Earth Spa	N	Born of Earth Spa	4	-	12/06/19	12/26/19	Jul-20	41,434	54,693	40,434	17,009			400	2,750	(2,350)			(2,350)
B	Born of Earth Spa	Y	Born of Earth Spa	8	-	01/02/20	02/20/20	Jun-20	59,326	78,310	59,326	16,845	(42,481)			450	700	61,916		61,916
B	Born of Earth Spa Total			12	-	12/06/19	02/20/20	Jul-20	100,760	133,003	99,760	74,288	(25,472)		850	3,450	59,565			59,565
B	JSJ Inc Corrugated	N	JSJ Inc Corrugated	11	-	10/08/19	12/10/19	Jun-20	93,808	122,515	92,273	122,143	29,870		1,271	900	6,198	(0)		(0)
B	JSJ Inc Corrugated	Y	JSJ Inc Corrugated	1	-	07/21/20	07/21/20	Jan-00	50,000	59,500	50,000		(50,000)				59,500			59,500
B	JSJ Inc Corrugated Total			12	-	10/08/19	07/21/20	Jun-20	143,808	182,015	142,273	122,143	(20,130)		1,271	900	6,198	59,500		59,500
B	Tri Star Construction	Y	Tri Star Construction	1	-	07/20/20	07/20/20	Jul-20	45,000	62,550	42,750	3,128	(39,623)				3,128	59,423		59,423
B	Tri Star Construction Total			1	-	07/20/20	07/20/20	Jul-20	45,000	62,550	42,750	3,128	(39,623)				3,128	59,423		59,423
B	Preet and D Construction	Y	Preet and D Construction	5	-	01/10/20	02/07/20	Jul-20	85,886	115,946	82,891	57,108	(25,783)		300					

Securities and Exchange Commission, Plaintiff,
 v.
 Complete Business Solutions Group, Inc. d/b/a Par Funding et al., Defendants.
 CASE NO. 9:20-cv-81205
 UNITED STATES DISTRICT COURT
 SOUTHERN DISTRICT OF FLORIDA

Category B - Detail of CBSG MCA Suites Activity for the period from 2012 through July 27, 2020

Source: MCA Suites

Category (Note 1)	Merchant Grouping (Note 11)	Funded After 01/01/20	Merchant Name (Note 8)	Total # of Deals (Note 2)	Deals with Reload (Note 3)	First Funding Date (Note 12)	Last Funding Date (Note 12)	Month of Last Payment (Note 13)	Total Advances and Repayments			Cash Advances and Repayments per MCA Suites			Transactional Data per MCA Suites			A/R Balance			
									A	B	C	D	E = D-C	F	G	H	I	J	K	L = J+K	
									Advance Amount (Note 4)	Payback (Note 5)	Net Cash Advanced (Note 6)	Total Cash Repayments (Note 7)	Net Cash Surplus (Deficit)	Total Reload (Note 9)	Total Write-off (Note 8)	Total Fee (Note 8)	Total Collections 06/2020-07/27/2020 (Note 7)	Active A/R	Default A/R	Total A/R	
B	Linne Inc	Y	Linne Inc	3	-	07/16/20	07/22/20	Jul-20	58,703	77,097	54,254	18,944	(35,310)				18,944	58,153		58,153	
B	Linne Inc Total			3		07/16/20	07/22/20	Jul-20	58,703	77,097	54,254	18,944	(35,310)				18,944	58,153		58,153	
B	Professional Wireless	Y	Professional Wireless	6	-	02/13/20	03/19/20	Jul-20	72,838	98,331	71,838	41,176	(30,662)		900		2,050	58,055		58,055	
B	Professional Wireless Total			6		02/13/20	03/19/20	Jul-20	72,838	98,331	71,838	41,176	(30,662)		900		2,050	58,055		58,055	
B	McKenzie Company Landscape Management	Y	McKenzie Company Landscape Management	12	-	01/07/20	03/17/20	Jul-20	103,966	137,954	102,931	80,162	(22,769)		150		9,490	57,942		57,942	
B	McKenzie Company Landscape Management Total			12		01/07/20	03/17/20	Jul-20	103,966	137,954	102,931	80,162	(22,769)		150		9,490	57,942		57,942	
B	Home Media Tech	Y	Home Media Tech	11	-	01/14/20	03/17/20	Jul-20	87,202	129,023	84,902	71,533	(13,369)		400		4,000	57,890		57,890	
B	Home Media Tech Total			11		01/14/20	03/17/20	Jul-20	87,202	129,023	84,902	71,533	(13,369)		400		4,000	57,890		57,890	
B	Limousine Chauffeur and Guide (Carey Limousine)	N	Limousine Chauffeur and Guide (Carey Limousine)	20	-	05/01/19	09/11/19	Jul-20	158,000	221,200	157,400	178,449	21,049		14,650		1,261	57,401		57,401	
B	Limousine Chauffeur and Guide (Carey Limousine) Total			20		05/01/19	09/11/19	Jul-20	158,000	221,200	157,400	178,449	21,049		14,650		1,261	57,401		57,401	
B	Western Elite Insurance Solutions (Bizlinks Insurance Services)	N	Western Elite Insurance Solutions (Bizlinks Insurance Services)	1	-	12/11/19	12/11/19	Jul-20	40,000	55,600	38,800	36,117	(2,683)		100		4,000	19,583		19,583	
B	Western Elite Insurance Solutions (Bizlinks Insurance Services)	Y	Western Elite Insurance Solutions (Bizlinks Insurance Services)	4	-	02/27/20	03/19/20	Jul-20	46,618	64,800	43,623	27,839	(15,785)		300		4,000	37,261		37,261	
B	Western Elite Insurance Solutions (Bizlinks Insurance Services) Total			5		12/11/19	03/19/20	Jul-20	86,618	120,400	82,423	63,955	(18,468)		400		8,000	56,844		56,844	
B	SPD Textile and Drapery (Reisinger Holdings)	Y	SPD Textile and Drapery (Reisinger Holdings)	4	-	02/07/20	02/28/20	Jun-20	60,326	81,440	58,326	26,197	(32,130)		1,425		-	56,669		56,669	
B	SPD Textile and Drapery (Reisinger Holdings) Total			4		02/07/20	02/28/20	Jun-20	60,326	81,440	58,326	26,197	(32,130)		1,425		-	56,669		56,669	
B	Warner Auto Corp	N	Warner Auto Corp	2	-	12/19/19	12/26/19	Jan-20	14,799	19,978	14,399	21,310	6,912					(1,332)		(1,332)	
B	Warner Auto Corp	Y	Warner Auto Corp	4	-	01/02/20	01/16/20	Jan-20	42,198	53,568	42,163	(2,664)	(44,827)		500			56,731		56,731	
B	Warner Auto Corp Total			6		12/19/19	01/16/20	Jan-20	56,997	73,546	56,562	18,647	(37,915)		500			55,399		55,399	
B	Woodys Sports Bar and Grill	N	Woodys Sports Bar and Grill	2	-	01/25/19	05/14/19	Aug-19	90,000	126,600	87,465	71,764	(15,701)		475			55,311		55,311	
B	Woodys Sports Bar and Grill Total			2		01/25/19	05/14/19	Aug-19	90,000	126,600	87,465	71,764	(15,701)		475			55,311		55,311	
B	Calumet Roof Service	Y	Calumet Roof Service	15	-	01/14/20	03/27/20	Jul-20	98,783	131,707	97,248	77,558	(19,689)		1,125		5,425	55,273		55,273	
B	Calumet Roof Service Total			15		01/14/20	03/27/20	Jul-20	98,783	131,707	97,248	77,558	(19,689)		1,125		5,425	55,273		55,273	
B	Strikeforce Technologies	Y	Strikeforce Technologies	4	-	02/26/20	03/18/20	Jul-20	61,949	83,631	59,949	28,840	(31,109)		200		3,700	54,991		54,991	
B	Strikeforce Technologies Total			4		02/26/20	03/18/20	Jul-20	61,949	83,631	59,949	28,840	(31,109)		200		3,700	54,991		54,991	
B	BIT 50	Y	BIT 49	2	-	06/26/20	07/09/20	Jul-20	55,000	69,700	54,515	16,527	(37,988)				16,527	53,173		53,173	
B	BIT 50 Total			2		06/26/20	07/09/20	Jul-20	55,000	69,700	54,515	16,527	(37,988)				16,527	53,173		53,173	
B	Platinum Roofing Atlanta	N	Platinum Roofing Atlanta	1	-	10/18/19	10/18/19	Nov-19	45,000	63,450	43,650	63,450	19,800					-		-	
B	Platinum Roofing Atlanta	Y	Platinum Roofing Atlanta	1	-	02/07/20	02/07/20	Jul-20	60,000	83,400	58,200	30,547	(27,653)		300		8,000	53,153		53,153	
B	Platinum Roofing Atlanta Total			2		10/18/19	02/07/20	Jul-20	105,000	146,850	101,850	93,997	(7,853)		300		8,000	53,153		53,153	
B	Vision Care 2000	N	Vision Care 2000	25	-	07/25/19	12/26/19	Jul-20	118,730	158,116	117,695	115,956	(1,739)		10,975		1,600	53,134		53,134	
B	Vision Care 2000 Total			25		07/25/19	12/26/19	Jul-20	118,730	158,116	117,695	115,956	(1,739)		10,975		1,600	53,134		53,134	
B	Hoffman Funeral Home	N	Hoffman Funeral Home	3	-	02/11/19	04/26/19	Jul-20	124,151	147,409	57,274	45,569	(11,705)		51,008		6,000	53,082		53,082	
B	Hoffman Funeral Home Total			3		02/11/19	04/26/19	Jul-20	124,151	147,409	57,274	45,569	(11,705)		51,008		2,250	6,000	53,082		53,082
B	Garths Auctions Inc	N	Garths Auctions Inc	1	-	11/21/19	11/21/19	Jan-20	60,000	84,000	59,965	67,800	7,835		16,200			-		-	
B	Garths Auctions Inc	Y	Garths Auctions Inc	1	-	01/03/20	01/03/20	Jul-20	80,000	108,000	80,000	55,066	(24,934)		9,567		52,934		52,934		
B	Garths Auctions Inc Total			2		11/21/19	01/03/20	Jul-20	140,000	192,000	139,965	122,866	(17,099)		16,200		9,567	52,934		52,934	
B	Hill Tech Consulting	N	Hill Tech Consulting	15	-	09/19/19	12/26/19	Jul-20	150,459	203,120	150,069	159,576	9,506		400		6,000	43,944		43,944	
B	Hill Tech Consulting	Y	Hill Tech Consulting	1	-	01/02/20	01/02/20	Jan-20	6,431	8,681	6,431		(6,431)					8,681		8,681	
B	Hill Tech Consulting Total			16		09/19/19	01/02/20	Jul-20	156,890	211,801	156,500	159,576	3,076		400		6,000	52,625		52,625	

Securities and Exchange Commission, Plaintiff,
 v.
 Complete Business Solutions Group, Inc. d/b/a Par Funding et al., Defendants.
 CASE NO. 9:20-cv-81205
 UNITED STATES DISTRICT COURT
 SOUTHERN DISTRICT OF FLORIDA

Category B - Detail of CBSG MCA Suites Activity for the period from 2012 through July 27, 2020

Source: MCA Suites

Category (Note 1)	Merchant Grouping (Note 11)	Funded After 01/01/20	Merchant Name (Note 8)	Total # of Deals (Note 2)	Deals with Reload (Note 3)	First Funding Date (Note 12)	Last Funding Date (Note 12)	Month of Last Payment (Note 13)	Total Advances and Repayments			Cash Advances and Repayments per MCA Suites			Transactional Data per MCA Suites			A/R Balance				
									Advance Amount (Note 4)	Payback (Note 5)	Net Cash Advanced (Note 6)	Total Cash Repayments (Note 7)	Net Cash Surplus (Deficit)	Total Reload (Note 9)	Total Write-off (Note 8)	Total Fee (Note 8)	Total Collections 06/20/20-07/27/2020 (Note 7)	Active A/R	Default A/R	Total A/R		
B	Crosslinks Family Practice	N	Crosslinks Family Practice	12	-	10/16/19	12/31/19	May-20	141,920	198,688	139,920	204,365	64,445						(5,677)		(5,677)	
B	Crosslinks Family Practice	Y	Crosslinks Family Practice	43	-	01/07/20	05/06/20	Jul-20	141,432	191,605	141,432	133,333	(8,099)				58,187		58,272		58,272	
B	Crosslinks Family Practice Total			55	-	10/16/19	05/06/20	Jul-20	283,352	390,293	281,352	337,698	56,346				58,187		52,595		52,595	
B	Skycroft Realty Group	N	Skycroft Realty Group	2	-	12/20/19	12/27/19	Jan-20	23,182	31,296	22,182	32,455	10,273						(1,159)		(1,159)	
B	Skycroft Realty Group	Y	Skycroft Realty Group	12	-	01/03/20	03/20/20	Jul-20	86,624	116,942	86,624	64,480	(22,144)		1,200		12,000		53,662		53,662	
B	Skycroft Realty Group Total			14	-	12/20/19	03/20/20	Jul-20	109,806	148,238	108,806	96,935	(11,871)		1,200		12,000		52,503		52,503	
B	Limo Star NY Inc	Y	Limo Star NY Inc	10	-	01/16/20	03/19/20	Jul-20	58,694	79,237	57,694	27,193	(30,501)		300		250		52,344		52,344	
B	Limo Star NY Inc Total			10	-	01/16/20	03/19/20	Jul-20	58,694	79,237	57,694	27,193	(30,501)		300		250		52,344		52,344	
B	Regency Landscape And Pools	N	Regency Landscape And Pools	11	-	03/05/18	05/07/18	Jul-20	76,430	114,095	74,885	63,264	(11,621)		1,250		1,400		52,081		52,081	
B	Regency Landscape And Pools Total			11	-	03/05/18	05/07/18	Jul-20	76,430	114,095	74,885	63,264	(11,621)		1,250		1,400		52,081		52,081	
B	New Image Construction	N	New Image Construction	4	-	04/22/16	12/10/19	Jun-20	325,000	461,000	305,493	355,717	50,225		60,492		6,750		51,541		51,541	
B	New Image Construction Total			4	-	04/22/16	12/10/19	Jun-20	325,000	461,000	305,493	355,717	50,225		60,492		6,750		51,541		51,541	
B	Admired Residential Services	Y	Admired Residential Services	41	-	02/04/20	05/15/20	Jul-20	144,000	192,000	141,965	141,017	(948)				40,724		50,983		50,983	
B	Admired Residential Services Total			41	-	02/04/20	05/15/20	Jul-20	144,000	192,000	141,965	141,017	(948)				40,724		50,983		50,983	
B	Chem Tac	Y	Chem Tac	12	-	03/25/20	05/26/20	Jul-20	120,955	163,918	111,205	113,668	2,463				45,783		50,250		50,250	
B	Chem Tac Total			12	-	03/25/20	05/26/20	Jul-20	120,955	163,918	111,205	113,668	2,463				45,783		50,250		50,250	
B	Bogota Auto Body	N	Bogota Auto Body	14	-	10/27/17	01/19/18	Jul-20	93,691	139,736	92,346	92,212	(134)		2,611		5,000		50,136		50,136	
B	Bogota Auto Body Total			14	-	10/27/17	01/19/18	Jul-20	93,691	139,736	92,346	92,212	(134)		2,611		5,000		50,136		50,136	
B	Zoca Restaurant	Y	Zoca Restaurant	6	-	02/04/20	03/17/20	Jul-20	62,454	84,313	60,954	34,898	(26,056)				150		49,565		49,565	
B	Zoca Restaurant Total			6	-	02/04/20	03/17/20	Jul-20	62,454	84,313	60,954	34,898	(26,056)				150		49,565		49,565	
B	JT Renovations and Properties	N	JT Renovations and Properties	8	-	08/14/19	10/02/19	Jul-20	172,360	232,686	170,860	200,647	29,787			17,350		2,500		49,389		49,389
B	JT Renovations and Properties Total			8	-	08/14/19	10/02/19	Jul-20	172,360	232,686	170,860	200,647	29,787			17,350		2,500		49,389		49,389
B	Believe Solutions	Y	Believe Solutions	5	-	01/03/20	01/24/20	Jul-20	58,909	76,527	56,874	29,802	(27,072)			2,300		1,000		49,025		49,025
B	Believe Solutions Total			5	-	01/03/20	01/24/20	Jul-20	58,909	76,527	56,874	29,802	(27,072)			2,300		1,000		49,025		49,025
B	US Home Restoration Authority	Y	US Home Restoration Authority	6	-	02/20/20	03/19/20	Jul-20	66,085	84,414	64,050	35,652	(28,397)			200		1,550		48,962		48,962
B	US Home Restoration Authority Total			6	-	02/20/20	03/19/20	Jul-20	66,085	84,414	64,050	35,652	(28,397)			200		1,550		48,962		48,962
B	Swift Recycling	Y	Swift Recycling	12	-	01/10/20	03/25/20	Jul-20	92,307	122,414	89,272	75,005	(14,267)			1,500		3,500		48,910		48,910
B	Swift Recycling Total			12	-	01/10/20	03/25/20	Jul-20	92,307	122,414	89,272	75,005	(14,267)			1,500		3,500		48,910		48,910
B	Aoniks LLC	N	Aoniks LLC	2	-	12/26/19	12/26/19	Jul-20	33,470	42,985	31,435	22,915	(8,520)				600		20,670		20,670	
B	Aoniks LLC	Y	Aoniks LLC	2	-	01/02/20	01/09/20	Jul-20	26,940	36,369	26,940	9,950	(16,990)				1,800		750		28,219	
B	Aoniks LLC Total			4	-	12/26/19	01/09/20	Jul-20	60,410	79,354	58,375	32,865	(25,510)			2,400		1,500		48,889		48,889
B	Protocall Contact Services	N	Protocall Contact Services	1	-	11/14/19	11/14/19	Jul-20	50,000	69,500	48,500	48,911	411				400		20,589		20,589	
B	Protocall Contact Services	Y	Protocall Contact Services	1	-	01/23/20	01/23/20	Jul-20	50,000	62,000	49,965	33,917	(16,048)				400		28,083		28,083	
B	Protocall Contact Services Total			2	-	11/14/19	01/23/20	Jul-20	100,000	131,500	98,465	82,828	(15,637)				800		48,672		48,672	
B	Insurance Pro Group	Y	Insurance Pro Group	65	-	01/22/20	07/07/20	Jul-20	356,995	477,143	355,460	429,036	73,576				120,349		48,108		48,108	
B	Insurance Pro Group Total			65	-	01/22/20	07/07/20	Jul-20	356,995	477,143	355,460	429,036	73,576				120,349		48,108		48,108	
B	Select Home Care Services	N	Select Home Care Services	6	-	03/25/19	10/03/19	Oct-19	150,000	176,300	149,860	165,188	15,328		11,124		12		-		-	
B	Select Home Care Services	Y	Select Home Care Services	2	-	04/22/20	07/27/20	Jul-20	50,000	65,000	49,965	17,680	(32,285)						10,660		47,320	
B	Select Home Care Services Total			8	-	03/25/19	07/27/20	Jul-20	200,000	241,300	199,825	182,868	(16,957)		11,124		12		10,660		47,320	
B	James - JSC	Y	James - JSC	13	-	02/18/20	02/18/20	Jul-20	390,000	542,100	374,400	495,188	120,788				75		180,700		46,988	
B	James - JSC Total			13	-	02/18/20	02/18/20	Jul-20	390,000	542,100	374,400	495,188	120,788				75		180,700		46,988	
B	Alpha Omega Gymnastics	N	Alpha Omega Gymnastics	17	-	08/26/19	12/02/19	Jul-20	202,624	269,143	202,255	225,718	23,463			3,300		8,200		46,725		46,725
B	Alpha Omega Gymnastics Total			17	-	08/26/19	12/02/19	Jul-20	202,624	269,143	202,255	225,718	23,463			3,300		8,200		46,725		46,725
B	Gulf Northern Xpress	N	Gulf Northern Xpress	6	-	09/19/19	10/17/19	Jul-20	200,726	266,580	198,531	220,385	21,854				525		24,600		46,721	
B	Gulf Northern Xpress Total			6	-	09/19/19	10/17/19	Jul-20	200,726	266,580	198,531	220,385	21,854				525		24,600		46,721	
B	BC Goodwin Transportation	Y	BC Goodwin Transportation	4	-	07/14/20	07/27/20	Jul-20	46,094	60,071	42,795	13,764	(29,031)					13,764		46,307		46,307
B	BC Goodwin Transportation Total			4	-	07/14/20	07/27/20	Jul-20	46,094	60,071	42,795	13,764	(29,031)					13,764		46,307		46,307

Securities and Exchange Commission, Plaintiff,
 v.
 Complete Business Solutions Group, Inc. d/b/a Par Funding et al., Defendants.
 CASE NO. 9:20-cv-81205
 UNITED STATES DISTRICT COURT
 SOUTHERN DISTRICT OF FLORIDA

Category B - Detail of CBSG MCA Suites Activity for the period from 2012 through July 27, 2020

Source: MCA Suites

Category (Note 1)	Merchant Grouping (Note 11)	Funded After 01/01/20	Merchant Name (Note 8)	Total # of Deals (Note 2)	Deals with Reload (Note 3)	First Funding Date (Note 12)	Last Funding Date (Note 12)	Month of Last Payment (Note 13)	Total Advances and Repayments			Cash Advances and Repayments per MCA Suites			Transactional Data per MCA Suites			A/R Balance		
									A	B	C	D	E = D-C	F	G	H	I	J	K	L = J+K
									Advance Amount (Note 4)	Payback (Note 5)	Net Cash Advanced (Note 6)	Total Cash Repayments (Note 7)	Net Cash Surplus (Deficit)	Total Reload (Note 9)	Total Write-off (Note 8)	Total Fee (Note 8)	Total Collections 06/2020-07/27/2020 (Note 7)	Active A/R	Default A/R	Total A/R
B	Hawaii Island Weddings	N	Hawaii Island Weddings	23	-	02/01/18	07/11/18	Jul-20	115,130	165,630	72,850	79,165	6,315		41,285	300	110	45,480		45,480
B	Hawaii Island Weddings Total			23	-	02/01/18	07/11/18	Jul-20	115,130	165,630	72,850	79,165	6,315		41,285	300	110	45,480		45,480
B	Jackson Sewer and Drain	Y	Jackson Sewer and Drain	4	-	01/28/20	02/18/20	Jul-20	49,700	67,095	48,700	22,685	(26,016)			675	2,750	45,086		45,086
B	Jackson Sewer and Drain Total			4	-	01/28/20	02/18/20	Jul-20	49,700	67,095	48,700	22,685	(26,016)			675	2,750	45,086		45,086
B	L and A General Contractor	Y	L and A General Contractor	47	-	02/20/20	07/22/20	Jul-20	71,688	100,363	71,138	55,369	(15,769)				20,090	44,994		44,994
B	L and A General Contractor Total			47	-	02/20/20	07/22/20	Jul-20	71,688	100,363	71,138	55,369	(15,769)				20,090	44,994		44,994
B	AJAK LLC	N	AJAK LLC	14	-	06/21/19	09/13/19	Jul-20	94,419	126,916	94,174	83,419	(10,755)			1,450	2,500	44,947		44,947
B	AJAK LLC Total			14	-	06/21/19	09/13/19	Jul-20	94,419	126,916	94,174	83,419	(10,755)			1,450	2,500	44,947		44,947
B	International Collision Repair	Y	International Collision Repair	2	-	02/20/20	02/27/20	Mar-20	61,972	83,662	58,972	44,329	(14,642)			5,300		44,632		44,632
B	International Collision Repair Total			2	-	02/20/20	02/27/20	Mar-20	61,972	83,662	58,972	44,329	(14,642)			5,300		44,632		44,632
B	CK Professional Services	N	CK Professional Services	4	-	12/12/19	12/26/19	Jul-20	35,262	46,834	34,227	48,547	14,320			450	1,312	(1,263)		(1,263)
B	CK Professional Services	Y	CK Professional Services	4	-	01/02/20	01/23/20	Jul-20	37,683	50,872	37,683	5,899	(31,784)			450	1,219	45,424		45,424
B	CK Professional Services Total			8	-	12/12/19	01/23/20	Jul-20	72,945	97,707	71,911	54,446	(17,465)			900	2,531	44,161		44,161
B	Robles Motors	Y	Robles Motors	1	-	07/03/20	07/03/20	Jul-20	35,000	50,750	33,250	7,189	(26,061)				7,189	43,561		43,561
B	Robles Motors Total			1	-	07/03/20	07/03/20	Jul-20	35,000	50,750	33,250	7,189	(26,061)				7,189	43,561		43,561
B	We Print	Y	Simple Marketing Solutions	2	-	06/12/20	06/23/20	Jul-20	55,000	70,200	54,965	27,285	(27,681)				27,285	42,916		42,916
B	We Print Total			2	-	06/12/20	06/23/20	Jul-20	55,000	70,200	54,965	27,285	(27,681)				27,285	42,916		42,916
B	KDL Underground and Development	Y	KDL Underground and Development	5	-	06/29/20	07/24/20	Jul-20	38,196	53,092	36,196	10,393	(25,802)				10,393	42,699		42,699
B	KDL Underground and Development Total			5	-	06/29/20	07/24/20	Jul-20	38,196	53,092	36,196	10,393	(25,802)				10,393	42,699		42,699
B	Coax	Y	Coax LLC	6	-	06/18/20	07/22/20	Jul-20	44,639	62,048	43,139	19,364	(23,775)				19,364	42,684		42,684
B	Coax Total			6	-	06/18/20	07/22/20	Jul-20	44,639	62,048	43,139	19,364	(23,775)				19,364	42,684		42,684
B	PG Wood Grinding Unlimited	Y	PG Wood Grinding Unlimited	53	-	02/18/20	05/27/20	Jul-20	114,000	151,500	112,465	109,344	(3,121)				32,620	42,156		42,156
B	PG Wood Grinding Unlimited Total			53	-	02/18/20	05/27/20	Jul-20	114,000	151,500	112,465	109,344	(3,121)				32,620	42,156		42,156
B	Jackbuilt Contractors	N	Jackbuilt Contractors	22	-	05/07/19	12/20/19	Jul-20	416,184	563,348	339,931	450,245	110,314		72,184	975	9,358	41,895		41,895
B	Jackbuilt Contractors Total			22	-	05/07/19	12/20/19	Jul-20	416,184	563,348	339,931	450,245	110,314		72,184	975	9,358	41,895		41,895
B	Northern Pacific Drywall	Y	Northern Pacific Drywall	13	-	03/04/20	03/24/20	Jul-20	103,770	140,090	103,770	98,723	(5,047)			150	30,750	41,517		41,517
B	Northern Pacific Drywall Total			13	-	03/04/20	03/24/20	Jul-20	103,770	140,090	103,770	98,723	(5,047)			150	30,750	41,517		41,517
B	Le Chateau Company	N	Le Chateau Company	10	-	10/31/19	12/26/19	Mar-20	34,437	46,607	34,307	46,892	12,585					(284)		(284)
B	Le Chateau Company	Y	Le Chateau Company	8	-	01/02/20	02/13/20	Apr-20	44,818	59,297	44,783	18,504	(26,279)			575		41,368		41,368
B	Le Chateau Company Total			18	-	10/31/19	02/13/20	Apr-20	79,255	105,904	79,090	65,396	(13,694)			575		41,084		41,084
B	Renees Cards Gifts and Flowers	N	Renees Cards Gifts and Flowers	8	-	11/08/19	12/30/19	Jul-20	41,472	57,232	40,972	46,071	5,098		2,950	1,500	14,111		14,111	
B	Renees Cards Gifts and Flowers	Y	Renees Cards Gifts and Flowers	4	-	01/03/20	01/24/20	Jan-20	18,956	26,160	18,956		(18,956)				26,160		26,160	
B	Renees Cards Gifts and Flowers Total			12	-	11/08/19	01/24/20	Jul-20	60,429	83,392	59,928	46,071	(13,858)			2,950	1,500	40,271		40,271
B	ELZ Restaurant Group	Y	ELZ Restaurant Group	4	-	01/10/20	02/04/20	Jul-20	57,207	77,229	56,207	38,609	(17,597)			1,200	5,000	39,820		39,820
B	ELZ Restaurant Group Total			4	-	01/10/20	02/04/20	Jul-20	57,207	77,229	56,207	38,609	(17,597)			1,200	5,000	39,820		39,820
B	Boshart Enterprises	N	Boshart Enterprises	12	-	03/28/19	06/04/19	Jul-20	404,315	566,041	401,171	527,266	126,095			975	4,100	39,750		39,750
B	Boshart Enterprises Total			12	-	03/28/19	06/04/19	Jul-20	404,315	566,041	401,171	527,266	126,095			975	4,100	39,750		39,750
B	Cole Electrical Service	Y	Cole Electrical Service	11	-	02/20/20	04/01/20	Jul-20	92,888	122,999	90,853	84,188	(6,665)			400	18,013	39,211		39,211
B	Cole Electrical Service Total			11	-	02/20/20	04/01/20	Jul-20	92,888	122,999	90,853	84,188	(6,665)			400	18,013	39,211		39,211
B	The Ultimate Electrician Corp	Y	The Ultimate Electrician Corp	3	-	02/24/20	03/02/20	Jul-20	38,362	49,389	35,327	11,600	(23,728)			975	300	38,765		38,765
B	The Ultimate Electrician Corp Total			3	-	02/24/20	03/02/20	Jul-20	38,362	49,389	35,327	11,600	(23,728)			975	300	38,765		38,765
B	WRPC Inc	N	WRPC Inc	6	-	11/22/19	12/27/19	Feb-20	55,722	76,340	52,222	81,446	29,223					(5,106)		(5,106)
B	WRPC Inc	Y	WRPC Inc	11	-	01/03/20	03/06/20	Jul-20	74,278	98,510	74,243	55,816	(18,424)			1,000	9,900	43,692		43,692
B	WRPC Inc Total			17	-	11/22/19	03/06/20	Jul-20	130,000	174,850	126,465	137,262	(8,197)			1,000	9,900	38,586		38,586
B	Bangkok River	N	Bangkok River	11	-	10/18/19	12/27/19	Jul-20	39,211	54,895	39,101	61,099	21,999			5,000	390	(1,204)		(1,204)
B	Bangkok River	Y	Bangkok River	12	-	01/03/20	03/13/20	Jul-20	39,195	52,953	39,160	13,280	(25,880)				390	39,673		39,673
B	Bangkok River Total			23	-	10/18/19	03/13/20	Jul-20	78,406	107,848	78,261	74,379	(3,881)			5,000	780	38,468		38,468

Securities and Exchange Commission, Plaintiff,
 v.
 Complete Business Solutions Group, Inc. d/b/a Par Funding et al., Defendants.
 CASE NO. 9:20-cv-81205
 UNITED STATES DISTRICT COURT
 SOUTHERN DISTRICT OF FLORIDA

Category B - Detail of CBSG MCA Suites Activity for the period from 2012 through July 27, 2020

Source: MCA Suites

Category (Note 1)	Merchant Grouping (Note 11)	Funded After 01/01/20	Merchant Name (Note 8)	Total # of Deals (Note 2)	Deals with Reload (Note 3)	First Funding Date (Note 12)	Last Funding Date (Note 12)	Month of Last Payment (Note 13)	Total Advances and Repayments			Cash Advances and Repayments per MCA Suites			Transactional Data per MCA Suites			A/R Balance		
									A	B	C	D	E = D-C	F	G	H	I	J	K	L = J+K
									Advance Amount (Note 4)	Payback (Note 5)	Net Cash Advanced (Note 6)	Total Cash Repayments (Note 7)	Net Cash Surplus (Deficit)	Total Reload (Note 9)	Total Write-off (Note 8)	Total Fee (Note 8)	Total Collections 06/2020-07/27/2020 (Note 7)	Active A/R	Default A/R	Total A/R
B	Fish Restaurant and Wine Bar	N	Fish Restaurant and Wine Bar	6	-	12/04/19	12/31/19	Jul-20	78,876	106,049	76,841	83,074	6,234		1,658	350	4,000	21,666		21,666
B	Fish Restaurant and Wine Bar	Y	Fish Restaurant and Wine Bar	1	-	01/08/20	01/08/20	Jan-00	11,775	16,250	11,775		(11,775)					16,250		16,250
B	Fish Restaurant and Wine Bar Total			7	-	12/04/19	01/08/20	Jul-20	90,651	122,298	88,616	83,074	(5,542)		1,658	350	4,000	37,916		37,916
B	GP Construction	N	GP Construction	1	-	09/11/19	09/11/19	Jul-20	10,000	13,900	9,700	13,259	3,559		1,650	1,575	2,291		2,291	
B	GP Construction	Y	GP Construction	1	-	02/18/20	02/18/20	Jul-20	40,000	47,600	39,965	42,492	(2,473)		225	2,575	35,333		35,333	
B	GP Construction Total			2	-	09/11/19	02/18/20	Jul-20	50,000	61,500	49,665	25,750	(23,915)		1,875	4,150	37,625		37,625	
B	Waz Franchise Ventures	N	Waz Franchise Ventures	1	-	12/30/19	12/30/19	Feb-20	13,978	18,871	13,228	18,936	5,708					(65)		(65)
B	Waz Franchise Ventures	Y	Waz Franchise Ventures	11	-	01/06/20	03/16/20	Jul-20	42,522	57,405	42,522	20,661	(21,861)		600	5,091	37,343		37,343	
B	Waz Franchise Ventures Total			12	-	12/30/19	03/16/20	Jul-20	56,500	76,275	55,750	39,597	(16,153)		600	5,091	37,278		37,278	
B	Ready Auto Haulers	N	Ready Auto Haulers	14	-	04/08/19	07/01/19	Jul-20	67,648	93,257	67,463	58,295	(9,168)		2,300	2,500	37,262		37,262	
B	Ready Auto Haulers Total			14	-	04/08/19	07/01/19	Jul-20	67,648	93,257	67,463	58,295	(9,168)		2,300	2,500	37,262		37,262	
B	Maidenhead Bagel	N	Maidenhead Bagel	10	-	02/11/19	04/08/19	Jun-19	50,142	69,401	49,692	33,009	(16,683)		4,888	5,588	37,092		37,092	
B	Maidenhead Bagel Total			10	-	02/11/19	04/08/19	Jun-19	50,142	69,401	49,692	33,009	(16,683)		4,888	5,588	37,092		37,092	
B	Ion4 Group Inc	Y	Ion4 Group Inc	3	-	07/15/20	07/22/20	Jul-20	37,344	48,908	34,045	12,580	(21,465)				12,580	36,328		36,328
B	Ion4 Group Inc Total			3	-	07/15/20	07/22/20	Jul-20	37,344	48,908	34,045	12,580	(21,465)				12,580	36,328		36,328
B	Ruiz Xtreme Construction	Y	Ruiz Xtreme Construction	4	-	07/08/20	07/22/20	Jul-20	31,958	44,872	29,884	8,948	(20,937)				8,948	35,924		35,924
B	Ruiz Xtreme Construction Total			4	-	07/08/20	07/22/20	Jul-20	31,958	44,872	29,884	8,948	(20,937)				8,948	35,924		35,924
B	Dk Homes	N	Dk Homes	1	-	11/08/19	11/08/19	Feb-20	25,000	33,750	25,000	29,761	4,761		3,989					
B	Dk Homes	Y	Dk Homes	1	-	06/05/20	06/05/20	Jul-20	40,000	54,000	40,000	18,164	(21,836)				18,164	35,836		35,836
B	Dk Homes Total			2	-	11/08/19	06/05/20	Jul-20	65,000	87,750	65,000	47,925	(17,075)		3,989		18,164	35,836		35,836
B	Strasburg Motor Sports	Y	Strasburg Motor Sports	12	-	01/22/20	03/26/20	Jul-20	49,016	65,292	47,986	31,119	(16,867)			1,200	300	35,372		35,372
B	Strasburg Motor Sports Total			12	-	01/22/20	03/26/20	Jul-20	49,016	65,292	47,986	31,119	(16,867)		1,200	300	35,372		35,372	
B	Thai Cafe	N	Thai Cafe	7	-	11/18/19	12/30/19	Feb-20	34,312	46,321	33,812	48,723	14,911					(2,402)		(2,402)
B	Thai Cafe	Y	Thai Cafe	10	-	01/06/20	03/02/20	Jul-20	57,688	76,229	57,653	39,764	(17,889)		500	2,600	36,965		36,965	
B	Thai Cafe Total			17	-	11/18/19	03/02/20	Jul-20	92,000	122,550	91,465	88,487	(2,978)		500	2,600	34,563		34,563	
B	Dominic Enterprises	Y	Dominic Enterprises	4	-	06/22/20	07/10/20	Jul-20	32,820	45,620	30,820	11,989	(18,831)		525	11,989	34,156		34,156	
B	Dominic Enterprises Total			4	-	06/22/20	07/10/20	Jul-20	32,820	45,620	30,820	11,989	(18,831)		525	11,989	34,156		34,156	
B	Restaurant La Mexicana	Y	Restaurant La Mexicana	7	-	01/31/20	03/13/20	Jul-20	61,254	82,692	58,754	48,619	(10,135)		75	14,050	34,149		34,149	
B	Restaurant La Mexicana Total			7	-	01/31/20	03/13/20	Jul-20	61,254	82,692	58,754	48,619	(10,135)		75	14,050	34,149		34,149	
B	Stello Construction	N	Stello Construction	9	-	08/05/19	09/25/19	Jul-20	167,032	215,118	108,228	129,981	21,753		56,269	5,000	4,027	33,868		33,868
B	Stello Construction Total			9	-	08/05/19	09/25/19	Jul-20	167,032	215,118	108,228	129,981	21,753		56,269	5,000	4,027	33,868		33,868
B	3 Lines Trans LLC	Y	3 Lines Trans LLC	2	-	02/13/20	07/20/20	Jul-20	85,000	105,900	83,715	72,510	(11,205)			75	6,095	33,465		33,465
B	3 Lines Trans LLC Total			2	-	02/13/20	07/20/20	Jul-20	85,000	105,900	83,715	72,510	(11,205)			75	6,095	33,465		33,465
B	Shop Derrick Jaxn	Y	Shop Derrick Jaxn	45	-	02/21/20	05/27/20	Jul-20	84,967	118,953	83,467	85,524	2,058				31,308	33,429		33,429
B	Shop Derrick Jaxn Total			45	-	02/21/20	05/27/20	Jul-20	84,967	118,953	83,467	85,524	2,058				31,308	33,429		33,429
B	Diamond Material Trucking	Y	Diamond Material Trucking	1	-	07/27/20	07/27/20	Jul-20	25,000	33,750	24,250	338	(23,913)				338	33,413		33,413
B	Diamond Material Trucking Total			1	-	07/27/20	07/27/20	Jul-20	25,000	33,750	24,250	338	(23,913)				338	33,413		33,413
B	Focus Healthcare Systems	Y	Urgent Care Express (Focus Healthcare Systems)	2	-	03/05/20	03/06/20	Jul-20	80,000	95,200	79,930	62,000	(17,930)		200	16,000	33,400		33,400	
B	Focus Healthcare Systems Total			2	-	03/05/20	03/06/20	Jul-20	80,000	95,200	79,930	62,000	(17,930)		200	16,000	33,400		33,400	
B	Brunos Best Pizza	Y	Brunos Best Pizza	3	-	03/05/20	03/19/20	Jul-20	35,975	48,566	33,975	15,792	(18,184)		450	3,400	33,225		33,225	
B	Brunos Best Pizza Total			3	-	03/05/20	03/19/20	Jul-20	35,975	48,566	33,975	15,792	(18,184)		450	3,400	33,225		33,225	
B	Tania Davis (Kiddie Karehouse)	Y	Tania Davis (Kiddie Karehouse)	11	-	01/08/20	03/18/20	Jul-20	58,713	79,262	57,713	46,271	(11,441)		150	7,790	33,140		33,140	
B	Tania Davis (Kiddie Karehouse) Total			11	-	01/08/20	03/18/20	Jul-20	58,713	79,262	57,713	46,271	(11,441)		150	7,790	33,140		33,140	
B	Comp U Site	Y	Comp U Site	11	-	01/10/20	03/20/20	Jul-20	74,801	100,426	73,266	71,921	(1,346)		4,475	15,200	32,980		32,980	
B	Comp U Site Total			11	-	01/10/20	03/20/20	Jul-20	74,801	100,426	73,266	71,921	(1,346)		4,475	15,200	32,980		32,980	
B	Brian Massey Automotive	N	Brian Massey Automotive	5	-	11/01/19	11/29/19	Jul-20	46,609	62,921	46,389	31,478	(14,911)		1,450	1,400	32,894		32,894	
B	Brian Massey Automotive Total			5	-	11/01/19	11/29/19	Jul-20	46,609	62,921	46,389	31,478	(14,911)		1,450	1,400	32,894		32,894	

Securities and Exchange Commission, Plaintiff,
 v.
 Complete Business Solutions Group, Inc. d/b/a Par Funding et al., Defendants.
 CASE NO. 9:20-cv-81205
 UNITED STATES DISTRICT COURT
 SOUTHERN DISTRICT OF FLORIDA

Category B - Detail of CBSG MCA Suites Activity for the period from 2012 through July 27, 2020

Source: MCA Suites

Category (Note 1)	Merchant Grouping (Note 11)	Funded After 01/01/20	Merchant Name (Note 8)	Total # of Deals (Note 2)	Deals with Reload (Note 3)	First Funding Date (Note 12)	Last Funding Date (Note 12)	Month of Last Payment (Note 13)	Total Advances and Repayments			Cash Advances and Repayments per MCA Suites			Transactional Data per MCA Suites			A/R Balance		
									A	B	C	D	E = D-C	F	G	H	I	J	K	L = J+K
									Advance Amount (Note 4)	Payback (Note 5)	Net Cash Advanced (Note 6)	Total Cash Repayments (Note 7)	Net Cash Surplus (Deficit)	Total Reload (Note 9)	Total Write-off (Note 8)	Total Fee (Note 8)	Total Collections 06/20/20-07/27/2020 (Note 7)	Active A/R	Default A/R	Total A/R
B	Greiner Funeral Home and Cremation Services	N	Greiner Funeral Home and Cremation Services	6	-	06/25/19	07/29/19	Jul-20	85,285	115,134	84,885	82,845	(2,040)			375	5,145	32,664		32,664
B	Greiner Funeral Home and Cremation Services Total			6	-	06/25/19	07/29/19	Jul-20	85,285	115,134	84,885	82,845	(2,040)			375	5,145	32,664		32,664
B	Anns Beauty Salon	N	Anns Beauty Salon	4	-	12/06/19	12/27/19	Jan-20	17,346	23,418	16,746	23,938	7,192					(520)		(520)
B	Anns Beauty Salon	Y	Anns Beauty Salon	10	-	01/03/20	02/25/20	Jul-20	44,354	59,327	44,319	27,406	(16,913)		1,050	550	32,972			32,972
B	Anns Beauty Salon Total			14	-	12/06/19	02/25/20	Jul-20	61,700	82,745	61,065	51,344	(9,721)		1,050	550	32,451			32,451
B	Pacific Pipeline	Y	Pacific Pipeline	7	-	01/24/20	03/13/20	Jul-20	39,596	53,455	38,846	22,153	(16,693)			1,125	2,050	32,426		32,426
B	Pacific Pipeline Total			7	-	01/24/20	03/13/20	Jul-20	39,596	53,455	38,846	22,153	(16,693)		1,125	2,050	32,426			32,426
B	Robles Construction	Y	Robles Construction	8	-	01/15/20	03/04/20	Jul-20	60,000	81,000	58,800	49,360	(9,440)			475	10,136	32,115		32,115
B	Robles Construction Total			8	-	01/15/20	03/04/20	Jul-20	60,000	81,000	58,800	49,360	(9,440)		475	10,136	32,115			32,115
B	Beef and Bacon Custom Processing	Y	Beef and Bacon Custom Processing	7	-	01/08/20	02/19/20	Jul-20	35,500	47,925	34,500	16,742	(17,758)				350	31,183		31,183
B	Beef and Bacon Custom Processing Total			7	-	01/08/20	02/19/20	Jul-20	35,500	47,925	34,500	16,742	(17,758)				350	31,183		31,183
B	Ira Bernsteins Custom Designs	N	Ira Bernsteins Custom Designs	15	-	07/31/19	12/27/19	Jul-20	52,368	70,644	45,417	67,022	21,605		6,541	1,275	5,993	(1,644)		(1,644)
B	Ira Bernsteins Custom Designs	Y	Ira Bernsteins Custom Designs	2	-	01/03/20	07/24/20	Jan-00	26,200	32,644	25,825		(25,825)					32,644		32,644
B	Ira Bernsteins Custom Designs Total			17	-	07/31/19	07/24/20	Jul-20	78,568	103,288	71,242	67,022	(4,220)		6,541	1,275	5,993	31,000		31,000
B	A and F Trucking	Y	A and F Trucking LLC	12	-	01/09/20	03/19/20	Jul-20	46,500	61,815	45,715	31,815	(14,100)			475	660	30,675		30,675
B	A and F Trucking Total			12	-	01/09/20	03/19/20	Jul-20	46,500	61,815	45,715	31,815	(14,100)		475	660	30,675			30,675
B	Tatori Group	N	Tatori Group	4	-	12/12/19	12/26/19	Mar-20	87,110	113,749	84,075	114,886	30,811					(938)		(938)
B	Tatori Group	Y	Tatori Group	20	-	01/02/20	04/06/20	Jul-20	169,995	229,493	169,995	198,236	28,241			75	81,187	31,332		31,332
B	Tatori Group Total			24	-	12/12/19	04/06/20	Jul-20	257,105	343,242	254,070	312,923	58,853		75	81,187	30,394			30,394
B	Michael Huven Agency	N	Michael Huven Agency	10	-	10/24/19	12/26/19	Jan-20	31,157	43,620	30,707	55,104	24,397			5,000		(6,484)		(6,484)
B	Michael Huven Agency	Y	Michael Huven Agency	3	-	01/02/20	07/15/20	Jul-20	29,631	39,484	29,631	2,700	(26,931)				2,700	36,784		36,784
B	Michael Huven Agency Total			13	-	10/24/19	07/15/20	Jul-20	60,788	83,104	60,338	57,804	(2,535)		5,000	2,700	30,300			30,300
B	Metro Flooring and Design	Y	Metro Flooring and Design	6	-	02/12/20	03/18/20	Jul-20	97,985	132,280	95,985	102,763	6,777				30,750	29,518		29,518
B	Metro Flooring and Design Total			6	-	02/12/20	03/18/20	Jul-20	97,985	132,280	95,985	102,763	6,777				30,750	29,518		29,518
B	Health and Psychiatry	N	Health and Psychiatry	22	-	01/18/19	08/01/19	Jul-20	564,843	795,622	562,778	761,268	198,490		5,557	525	23,850	29,322		29,322
B	Health and Psychiatry Total			22	-	01/18/19	08/01/19	Jul-20	564,843	795,622	562,778	761,268	198,490		5,557	525	23,850	29,322		29,322
B	A Runners Circle	N	A Runners Circle	15	-	01/07/19	04/12/19	Jul-20	227,820	282,643	135,857	163,586	27,729		90,764	950	3,948	29,244		29,244
B	A Runners Circle Total			15	-	01/07/19	04/12/19	Jul-20	227,820	282,643	135,857	163,586	27,729		90,764	950	3,948	29,244		29,244
B	Memphis Baseball Academy	N	Memphis Baseball Academy	25	-	01/25/18	12/11/18	Jul-20	287,486	383,528	211,969	207,555	(4,414)		152,532	5,785	1,400	29,227		29,227
B	Memphis Baseball Academy Total			25	-	01/25/18	12/11/18	Jul-20	287,486	383,528	211,969	207,555	(4,414)		152,532	5,785	1,400	29,227		29,227
B	Martin Pavers	Y	Martin Pavers	2	-	02/21/20	07/09/20	Jul-20	60,000	71,400	59,515	42,330	(17,185)				6,630	29,070		29,070
B	Martin Pavers Total			2	-	02/21/20	07/09/20	Jul-20	60,000	71,400	59,515	42,330	(17,185)				6,630	29,070		29,070
B	Lynn Smith (Pure Air System)	Y	Lynn Smith (Pure Air System)	9	-	02/24/20	03/26/20	Jul-20	65,075	86,252	61,045	58,034	(3,011)			700	4,000	28,917		28,917
B	Lynn Smith (Pure Air System) Total			9	-	02/24/20	03/26/20	Jul-20	65,075	86,252	61,045	58,034	(3,011)		700	4,000	28,917			28,917
B	DMK Enterprises	Y	DMK Enterprises	3	-	05/18/20	07/24/20	Jul-20	28,525	39,595	26,751	10,698	(16,053)				9,332	28,897		28,897
B	DMK Enterprises Total			3	-	05/18/20	07/24/20	Jul-20	28,525	39,595	26,751	10,698	(16,053)				9,332	28,897		28,897
B	Golden Auto Body	N	Golden Auto Body	13	-	01/30/18	05/01/18	Jul-20	67,954	101,930	66,959	73,666	6,707			625	2,000	28,889		28,889
B	Golden Auto Body Total			13	-	01/30/18	05/01/18	Jul-20	67,954	101,930	66,959	73,666	6,707		625	2,000	28,889			28,889
B	Rivera Transport	N	Rivera Transport	5	-	07/27/18	08/24/18	Jul-20	31,446	47,169	31,446	22,777	(8,669)			4,375	350	28,767		28,767
B	Rivera Transport Total			5	-	07/27/18	08/24/18	Jul-20	31,446	47,169	31,446	22,777	(8,669)		4,375	350	28,767			28,767
B	Travs Tire and Auto	N	Travs Tire and Auto	18	-	04/09/19	07/30/19	Jul-20	78,334	108,564	78,149	82,125	3,976			2,300	2,000	28,739		28,739
B	Travs Tire and Auto Total			18	-	04/09/19	07/30/19	Jul-20	78,334	108,564	78,149	82,125	3,976		2,300	2,000	28,739			28,739
B	Vacuum Truck and Trailer	Y	Vacuum Truck and Trailer	5	-	07/02/20	07/22/20	Jul-20	33,946	44,935	32,411	16,322	(16,089)				16,322	28,613		28,613
B	Vacuum Truck and Trailer Total			5	-	07/02/20	07/22/20	Jul-20	33,946	44,935	32,411	16,322	(16,089)				16,322	28,613		28,613
B	Teapresso Bar	Y	Teapresso Bar	8	-	01/31/20	03/20/20	Jul-20	74,843	98,793	73,643	70,338	(3,305)			150	16,359	28,605		28,605
B	Teapresso Bar Total			8	-	01/31/20	03/20/20	Jul-20	74,843	98,793	73,643	70,338	(3,305)		150	16,359	28,605			28,605
B	Akiladelphia Creative Contracting	Y	Akiladelphia Creative Contracting	3	-	02/20/20	03/09/20	Jul-20	32,745	41,096	31,210	14,999	(16,211)			2,325	3,400	28,422		28,422

Securities and Exchange Commission, Plaintiff,
 v.
 Complete Business Solutions Group, Inc. d/b/a Par Funding et al., Defendants.
 CASE NO. 9:20-cv-81205
 UNITED STATES DISTRICT COURT
 SOUTHERN DISTRICT OF FLORIDA

Category B - Detail of CBSG MCA Suites Activity for the period from 2012 through July 27, 2020

Source: MCA Suites

Category (Note 1)	Merchant Grouping (Note 11)	Funded After 01/01/20	Merchant Name (Note 8)	Total # of Deals (Note 2)	Deals with Reload (Note 3)	First Funding Date (Note 12)	Last Funding Date (Note 12)	Month of Last Payment (Note 13)	Total Advances and Repayments			Cash Advances and Repayments per MCA Suites			Transactional Data per MCA Suites			A/R Balance		
									A	B	C	D	E = D-C	F	G	H	I	J	K	L = J+K
									Advance Amount (Note 4)	Payback (Note 5)	Net Cash Advanced (Note 6)	Total Cash Repayments (Note 7)	Net Cash Surplus (Deficit)	Total Reload (Note 9)	Total Write-off (Note 8)	Total Fee (Note 8)	Total Collections 06/2020-07/27/2020 (Note 7)	Active A/R	Default A/R	Total A/R
B	Akiladelphia Creative Contracting Total			3	-	02/20/20	03/09/20	Jul-20	32,745	41,096	31,210	14,999	(16,211)			2,325	3,400	28,422		28,422
B	Ninos Restaurant (Arties Bar and Grill)	Y	Ninos Restaurant (Arties Bar and Grill)	12	-	01/09/20	03/19/20	Jul-20	40,638	53,742	39,853	26,072	(13,781)		675	1,125		28,344		28,344
B	Ninos Restaurant (Arties Bar and Grill) Total			12	-	01/09/20	03/19/20	Jul-20	40,638	53,742	39,853	26,072	(13,781)		675	1,125		28,344		28,344
B	Buddys Roofing and Repairs	N	Buddys Roofing and Repairs	2	-	08/19/19	11/06/19	Feb-20	90,000	107,100	89,930	107,100	17,170					-		-
B	Buddys Roofing and Repairs	Y	Buddys Roofing and Repairs	4	-	01/17/20	06/03/20	Jul-20	165,000	195,150	164,860	167,074	2,214		75	50,796		28,151		28,151
B	Buddys Roofing and Repairs Total			6	-	08/19/19	06/03/20	Jul-20	255,000	302,250	254,790	274,174	19,384		75	50,796		28,151		28,151
B	Top Choice Contractors	N	Top Choice Contractors	6	-	12/04/19	12/31/19	Mar-20	48,745	63,056	47,710	64,318	16,608		75			(1,187)		(1,187)
B	Top Choice Contractors	Y	Top Choice Contractors	10	-	01/08/20	03/09/20	Jul-20	61,060	82,430	61,060	55,059	(6,000)		1,875	24,600		29,246		29,246
B	Top Choice Contractors Total			16	-	12/04/19	03/09/20	Jul-20	109,805	145,486	108,770	119,377	10,608		1,950	24,600		28,059		28,059
B	Pioneer Cabins and Sheds LLC	Y	Pioneer Cabins and Sheds LLC	2	-	07/23/20	07/23/20	Jul-20	24,226	31,424	22,002	3,432	(18,570)				3,432	27,992		27,992
B	Pioneer Cabins and Sheds LLC Total			2	-	07/23/20	07/23/20	Jul-20	24,226	31,424	22,002	3,432	(18,570)				3,432	27,992		27,992
B	Vapehub Incorporated	N	Vapehub Incorporated	10	-	04/25/19	06/20/19	Jul-20	62,838	86,273	61,803	58,816	(2,987)			525	3,500	27,982		27,982
B	Vapehub Incorporated Total			10	-	04/25/19	06/20/19	Jul-20	62,838	86,273	61,803	58,816	(2,987)			525	3,500	27,982		27,982
B	Comfort Masters Heating and Air Conditioning	Y	Comfort Masters Heating and Air Conditioning	4	-	05/28/20	07/21/20	Jul-20	35,500	49,595	34,075	21,910	(12,165)				21,210	27,685		27,685
B	Comfort Masters Heating and Air Conditioning Total			4	-	05/28/20	07/21/20	Jul-20	35,500	49,595	34,075	21,910	(12,165)				21,210	27,685		27,685
B	Priority Towing and Recovery	Y	Priority Towing and Recovery	9	-	02/10/20	03/25/20	Jul-20	109,886	148,347	106,886	121,018	14,132				30,750	27,328		27,328
B	Priority Towing and Recovery Total			9	-	02/10/20	03/25/20	Jul-20	109,886	148,347	106,886	121,018	14,132				30,750	27,328		27,328
B	Spartan Trading	N	Spartan Trading	12	-	10/23/19	12/31/19	Mar-20	76,875	102,131	75,840	105,225	29,385					(3,094)		(3,094)
B	Spartan Trading	Y	Spartan Trading	6	-	01/08/20	05/06/20	Jul-20	98,630	126,851	98,595	98,667	(1,926)			26,445	30,184		30,184	
B	Spartan Trading Total			18	-	10/23/19	05/06/20	Jul-20	175,505	228,982	174,435	201,892	27,457			26,445	27,090		27,090	
B	Red and Silver lou Inc	Y	Red and Silver lou Inc	40	-	02/12/20	05/15/20	Jul-20	84,000	111,480	83,500	84,507	1,007				24,401	26,973		26,973
B	Red and Silver lou Inc Total			40	-	02/12/20	05/15/20	Jul-20	84,000	111,480	83,500	84,507	1,007				24,401	26,973		26,973
B	Moses Lake Rental	Y	Moses Lake Rental	41	-	02/04/20	05/15/20	Jul-20	57,633	77,805	57,133	50,886	(6,247)				16,825	26,919		26,919
B	Moses Lake Rental Total			41	-	02/04/20	05/15/20	Jul-20	57,633	77,805	57,133	50,886	(6,247)				16,825	26,919		26,919
B	Southwest Healthcare Solutions	Y	Southwest Healthcare Solutions	2	-	03/09/20	03/16/20	May-20	26,249	35,437	23,249	9,067	(14,182)			500		26,870		26,870
B	Southwest Healthcare Solutions Total			2	-	03/09/20	03/16/20	May-20	26,249	35,437	23,249	9,067	(14,182)			500		26,870		26,870
B	Zenki Dojo	Y	Zenki Dojo	9	-	01/21/20	03/10/20	Jul-20	32,633	45,592	31,998	18,965	(13,033)		225	1,300		26,852		26,852
B	Zenki Dojo Total			9	-	01/21/20	03/10/20	Jul-20	32,633	45,592	31,998	18,965	(13,033)		225	1,300		26,852		26,852
B	Signs65 LLC	Y	Signs65 LLC	3	-	06/16/20	07/24/20	Jul-20	25,148	33,576	23,399	6,883	(16,516)				6,883	26,693		26,693
B	Signs65 LLC Total			3	-	06/16/20	07/24/20	Jul-20	25,148	33,576	23,399	6,883	(16,516)				6,883	26,693		26,693
B	MHGC Holdings	Y	MHGC Holdings	9	-	01/22/20	03/11/20	Jul-20	37,280	50,912	36,645	24,879	(11,766)		525	1,850		26,558		26,558
B	MHGC Holdings Total			9	-	01/22/20	03/11/20	Jul-20	37,280	50,912	36,645	24,879	(11,766)		525	1,850		26,558		26,558
B	Prospect Preschool Academy	Y	Prospect Preschool Academy	2	-	01/30/20	06/30/20	Jul-20	45,595	62,671	43,095	36,301	(6,794)				6,850	26,370		26,370
B	Prospect Preschool Academy Total			2	-	01/30/20	06/30/20	Jul-20	45,595	62,671	43,095	36,301	(6,794)				6,850	26,370		26,370
B	Pier 16 Fish and Chicken	Y	Pier 16 Fish and Chicken	17	-	01/29/20	04/03/20	Jul-20	45,319	60,081	43,984	34,339	(9,645)		575	600		26,337		26,337
B	Pier 16 Fish and Chicken Total			17	-	01/29/20	04/03/20	Jul-20	45,319	60,081	43,984	34,339	(9,645)		575	600		26,337		26,337
B	JR Lath and Stucco	N	JR Lath and Stucco	14	-	10/27/17	01/26/18	Apr-18	16,555	24,833	15,560	24,908	9,348		75			(0)		(0)
B	JR Lath and Stucco	Y	JR Lath and Stucco	5	-	06/20/20	07/27/20	Jul-20	28,860	40,116	28,236	13,950	(14,286)				13,950	26,166		26,166
B	JR Lath and Stucco Total			19	-	10/27/17	07/27/20	Jul-20	45,415	64,948	43,796	38,857	(4,939)		75	13,950		26,166		26,166
B	Central Texas Concrete Asphalt Co	Y	Central Texas Concrete Asphalt Co	14	-	01/17/20	04/01/20	Jul-20	35,371	46,151	34,836	20,452	(14,383)		400	1,000		26,098		26,098
B	Central Texas Concrete Asphalt Co Total			14	-	01/17/20	04/01/20	Jul-20	35,371	46,151	34,836	20,452	(14,383)		400	1,000		26,098		26,098
B	R and R Guns and Ammo	Y	R and R Guns and Ammo	28	-	02/11/20	04/22/20	Jul-20	40,000	54,000	39,600	27,951	(11,649)				2,200	26,049		26,049

Securities and Exchange Commission, Plaintiff,
 v.
 Complete Business Solutions Group, Inc. d/b/a Par Funding et al., Defendants.
 CASE NO. 9:20-cv-81205
 UNITED STATES DISTRICT COURT
 SOUTHERN DISTRICT OF FLORIDA

Category B - Detail of CBSG MCA Suites Activity for the period from 2012 through July 27, 2020

Source: MCA Suites

Category (Note 1)	Merchant Grouping (Note 11)	Funded After 01/01/20	Merchant Name (Note 8)	Total # of Deals (Note 2)	Deals with Reload (Note 3)	First Funding Date (Note 12)	Last Funding Date (Note 12)	Month of Last Payment (Note 13)	Total Advances and Repayments			Cash Advances and Repayments per MCA Suites			Transactional Data per MCA Suites			A/R Balance		
									A	B	C	D	E = D-C	F	G	H	I	J	K	L = J+K
									Advance Amount (Note 4)	Payback (Note 5)	Net Cash Advanced (Note 6)	Total Cash Repayments (Note 7)	Net Cash Surplus (Deficit)	Total Reload (Note 9)	Total Write-off (Note 8)	Total Fee (Note 8)	Total Collections 06/2020-07/27/2020 (Note 7)	Active A/R	Default A/R	Total A/R
B	R and R Guns and Ammo Total			28	-	02/11/20	04/22/20	Jul-20	40,000	54,000	39,600	27,951	(11,649)				2,200	26,049		26,049
B	New Beginnings Transport	N	New Beginnings Transport	15	-	09/25/19	12/31/19	Jul-20	106,478	143,745	105,478	118,903	13,425		1,175		1,200	26,018		26,018
B	New Beginnings Transport Total			15	-	09/25/19	12/31/19	Jul-20	106,478	143,745	105,478	118,903	13,425		1,175		1,200	26,018		26,018
B	Wiley Compounding Systems	Y	Wiley Compounding Systems	3	-	05/15/20	07/22/20	Jul-20	37,223	52,539	34,224	26,637	(7,586)				23,062	25,902		25,902
B	Wiley Compounding Systems Total			3	-	05/15/20	07/22/20	Jul-20	37,223	52,539	34,224	26,637	(7,586)				23,062	25,902		25,902
B	Capital City Transi	N	Capital City Transi	2	-	08/23/18	06/12/19	Jul-20	120,000	169,200	117,832	144,541	26,709		1,200		4,800	25,859		25,859
B	Capital City Transi Total			2	-	08/23/18	06/12/19	Jul-20	120,000	169,200	117,832	144,541	26,709		1,200		4,800	25,859		25,859
B	Tolbert Contracting	N	Tolbert Contracting	40	-	10/13/17	12/04/18	Jul-20	732,395	806,789	507,955	631,337	123,382	158,416	8,600	12,000	25,636			25,636
B	Tolbert Contracting Total			40	-	10/13/17	12/04/18	Jul-20	732,395	806,789	507,955	631,337	123,382	158,416	8,600	12,000	25,636			25,636
B	Phung Van Nguyen (Mikes Transport)	N	Phung Van Nguyen (Mikes Transport)	1	-	12/26/19	12/26/19	Jan-20	4,691	6,332	3,696	6,567	2,871					(235)		(235)
B	Phung Van Nguyen (Mikes Transport)	Y	Phung Van Nguyen (Mikes Transport)	12	-	01/03/20	03/20/20	Jul-20	47,283	63,833	47,283	38,191	(9,093)		225	2,000	25,867			25,867
B	Phung Van Nguyen (Mikes Transport) Total			13	-	12/26/19	03/20/20	Jul-20	51,974	70,165	50,979	44,757	(6,221)		225	2,000	25,632			25,632
B	West Valley Masonry	Y	Francisco R Gutierrez (West Valley Masonry)	5	-	07/03/20	07/23/20	Jul-20	28,080	37,531	27,875	11,920	(15,955)				11,920	25,611		25,611
B	West Valley Masonry Total			5	-	07/03/20	07/23/20	Jul-20	28,080	37,531	27,875	11,920	(15,955)				11,920	25,611		25,611
B	Francis P Cruz DDS	Y	Francis P Cruz DDS	18	-	01/15/20	05/08/20	Jul-20	87,431	111,633	53,940	53,904	(35)		(32,342)	16,263	25,386			25,386
B	Francis P Cruz DDS Total			18	-	01/15/20	05/08/20	Jul-20	87,431	111,633	53,940	53,904	(35)		(32,342)	16,263	25,386			25,386
B	Alicats Dance	N	Alicats Dance	5	-	12/03/19	12/31/19	Jul-20	26,202	35,372	25,452	26,735	1,284		3,625	1,295	12,262			12,262
B	Alicats Dance	Y	Alicats Dance	3	-	01/07/20	01/21/20	Jan-00	9,721	13,123	9,721	(9,721)				13,123			13,123	
B	Alicats Dance Total			8	-	12/03/19	01/21/20	Jul-20	35,922	48,495	35,172	26,735	(8,437)		3,625	1,295	25,385			25,385
B	FL Contract Services	N	FL Contract Services	2	-	11/14/19	12/11/19	Jul-20	30,000	40,200	29,400	16,335	(13,065)		1,275	4,000	25,140			25,140
B	FL Contract Services Total			2	-	11/14/19	12/11/19	Jul-20	30,000	40,200	29,400	16,335	(13,065)		1,275	4,000	25,140			25,140
B	C and A Development Services	N	C and A Development Services	10	-	03/20/18	05/21/18	Jul-20	127,953	191,930	126,958	171,404	44,446		4,475	4,000	25,001			25,001
B	C and A Development Services Total			10	-	03/20/18	05/21/18	Jul-20	127,953	191,930	126,958	171,404	44,446		4,475	4,000	25,001			25,001
B	Word of God Christian Day Care	N	Word of God Christian Day Care	1	-	12/31/19	12/31/19	Jan-20	22,859	30,860	20,859	31,454	10,595					(594)		(594)
B	Word of God Christian Day Care	Y	Word of God Christian Day Care	5	-	01/07/20	02/04/20	Jul-20	98,368	132,796	98,368	107,339	8,971	100	12,259	25,558			25,558	
B	Word of God Christian Day Care Total			6	-	12/31/19	02/04/20	Jul-20	121,227	163,656	119,227	138,793	19,566	100	12,259	24,963			24,963	
B	Tina M Marshall DDS	Y	Tina M Marshall DDS	4	-	06/29/20	07/10/20	Jul-20	38,579	49,424	36,549	24,500	(12,048)				24,500	24,924		24,924
B	Tina M Marshall DDS Total			4	-	06/29/20	07/10/20	Jul-20	38,579	49,424	36,549	24,500	(12,048)				24,500	24,924		24,924
B	Amore Pools	Y	Amore Pools	2	-	01/30/20	06/24/20	Jul-20	45,000	58,050	44,515	33,604	(10,911)				16,125	24,446		24,446
B	Amore Pools Total			2	-	01/30/20	06/24/20	Jul-20	45,000	58,050	44,515	33,604	(10,911)				16,125	24,446		24,446
B	Dive Bar Certified	N	Dive Bar Certified	1	-	09/18/19	09/18/19	Dec-19	50,000	59,000	49,965	59,000	9,035							
B	Dive Bar Certified	Y	Dive Bar Certified	1	-	02/21/20	02/21/20	Jul-20	50,000	59,000	50,000	34,766	(15,234)	100	16,000	24,334				24,334
B	Dive Bar Certified Total			2	-	09/18/19	02/21/20	Jul-20	100,000	118,000	99,965	93,766	(6,199)	100	16,000	24,334				24,334
B	JRV Medical Exam Services	Y	John R Vigil	6	-	06/24/20	07/21/20	Jul-20	32,325	42,682	31,791	18,352	(13,439)				18,352	24,330		24,330
B	JRV Medical Exam Services Total			6	-	06/24/20	07/21/20	Jul-20	32,325	42,682	31,791	18,352	(13,439)				18,352	24,330		24,330
B	Urban D Antoine	Y	Urban Carpets Inc (Urban D Antoine)	4	-	06/02/20	07/21/20	Jul-20	35,259	49,910	31,510	25,624	(5,886)				25,624	24,287		24,287
B	Urban D Antoine Total			4	-	06/02/20	07/21/20	Jul-20	35,259	49,910	31,510	25,624	(5,886)				25,624	24,287		24,287
B	CLT Performance Rentals	Y	CLT Performance Rentals	2	-	01/14/20	05/19/20	Jun-20	32,000	42,480	31,640	18,790	(12,850)		475	(323)	24,165			24,165
B	CLT Performance Rentals Total			2	-	01/14/20	05/19/20	Jun-20	32,000	42,480	31,640	18,790	(12,850)		475	(323)	24,165			24,165
B	Wellness Coaching and Alternative Medicine	Y	Wellness Coaching and Alternative Medicine	2	-	07/16/20	07/22/20	Jul-20	20,946	29,115	17,947	4,991	(12,956)				4,991	24,124		24,124
B	Wellness Coaching and Alternative Medicine Total			2	-	07/16/20	07/22/20	Jul-20	20,946	29,115	17,947	4,991	(12,956)				4,991	24,124		24,124
B	DC Plumbing and Heating	Y	Purified Plumbing (DC Plumbing and Heating)	1	-	06/10/20	06/10/20	Jul-20	25,000	36,250	23,750	12,325	(11,425)				12,325	23,925		23,925

Securities and Exchange Commission, Plaintiff,
 v.
 Complete Business Solutions Group, Inc. d/b/a Par Funding et al., Defendants.
 CASE NO. 9:20-cv-81205
 UNITED STATES DISTRICT COURT
 SOUTHERN DISTRICT OF FLORIDA

Category B - Detail of CBSG MCA Suites Activity for the period from 2012 through July 27, 2020

Source: MCA Suites

Category (Note 1)	Merchant Grouping (Note 11)	Funded After 01/01/20	Merchant Name (Note 8)	Total # of Deals (Note 2)	Deals with Reload (Note 3)	First Funding Date (Note 12)	Last Funding Date (Note 12)	Month of Last Payment (Note 13)	Total Advances and Repayments			Cash Advances and Repayments per MCA Suites			Transactional Data per MCA Suites			A/R Balance			
									Advance Amount (Note 4)	Payback (Note 5)	Net Cash Advanced (Note 6)	Total Cash Repayments (Note 7)	Net Cash Surplus (Deficit)	Total Reload (Note 9)	Total Write-off (Note 8)	Total Fee (Note 8)	Total Collections 06/2020-07/27/2020 (Note 7)	Active A/R	Default A/R	Total A/R	
B	DC Plumbing and Heating Total			1	-	06/10/20	06/10/20	Jul-20	25,000	36,250	23,750	12,325	(11,425)				12,325	23,925		23,925	
B	Flip City Gymnastics and Cheer	Y	Flip City Gymnastics and Cheer	5	-	01/13/20	02/10/20	Jul-20	36,738	49,595	35,988	30,432	(5,556)		4,475	2,050		23,638		23,638	
B	Flip City Gymnastics and Cheer Total			5	-	01/13/20	02/10/20	Jul-20	36,738	49,595	35,988	30,432	(5,556)		4,475	2,050		23,638		23,638	
B	Candela Brothers	Y	Candela Brothers	2	-	04/15/20	07/20/20	Jul-20	34,000	44,880	33,020	21,380	(11,640)				14,312	23,500		23,500	
B	Candela Brothers Total			2	-	04/15/20	07/20/20	Jul-20	34,000	44,880	33,020	21,380	(11,640)				14,312	23,500		23,500	
B	Thassos Inc	Y	Thassos Inc	3	-	01/10/20	01/23/20	Jul-20	37,680	51,621	35,180	32,516	(2,664)		4,300	2,900		23,405		23,405	
B	Thassos Inc Total			3	-	01/10/20	01/23/20	Jul-20	37,680	51,621	35,180	32,516	(2,664)		4,300	2,900		23,405		23,405	
B	Cottle Christi	N	Cottle Christi	19	-	05/06/19	08/30/19	Jul-20	173,607	237,800	171,822	219,350	47,528		4,900	9,350		23,350		23,350	
B	Cottle Christi Total			19	-	05/06/19	08/30/19	Jul-20	173,607	237,800	171,822	219,350	47,528		4,900	9,350		23,350		23,350	
B	Huff Family Corporation	N	Huff Family Corporation	8	-	11/15/19	12/27/19	Jul-20	75,666	100,498	73,636	107,183	33,548		3,225	5,720		(3,460)		(3,460)	
B	Huff Family Corporation	Y	Huff Family Corporation	4	-	01/03/20	01/24/20	Jan-00	19,846	26,793	19,846		(19,846)					26,793		26,793	
B	Huff Family Corporation Total			12	-	11/15/19	01/24/20	Jul-20	95,512	127,291	93,482	107,183	13,701		3,225	5,720		23,333		23,333	
B	Hot Springs Health and Fitness Inc (HSHF Properties)	N	Hot Springs Health and Fitness Inc (HSHF Properties)	5	-	11/12/19	12/03/19	Jul-20	55,237	72,370	53,702	50,071	(3,631)		1,000	3,900		23,300		23,300	
B	Hot Springs Health and Fitness Inc (HSHF Properties) Total			5	-	11/12/19	12/03/19	Jul-20	55,237	72,370	53,702	50,071	(3,631)		1,000	3,900		23,300		23,300	
B	Y2 Performance and Off Road	N	Y2 Performance and Off Road	10	-	09/09/19	11/04/19	Jul-20	33,895	44,658	33,110	31,691	(1,419)		10,100	600		23,067		23,067	
B	Y2 Performance and Off Road Total			10	-	09/09/19	11/04/19	Jul-20	33,895	44,658	33,110	31,691	(1,419)		10,100	600		23,067		23,067	
B	Dynamic Plumbing and Heating	Y	Dynamic Plumbing and Heating	6	-	02/11/20	03/17/20	Jul-20	33,957	44,483	33,357	21,919	(11,438)			375	2,100		22,939		22,939
B	Dynamic Plumbing and Heating Total			6	-	02/11/20	03/17/20	Jul-20	33,957	44,483	33,357	21,919	(11,438)			375	2,100		22,939		22,939
B	Phils Plumbing Shop	Y	Phils Plumbing Shop	2	-	03/10/20	07/09/20	Jul-20	37,636	52,155	30,642	29,970	(672)			750	7,299		22,934		22,934
B	Phils Plumbing Shop Total			2	-	03/10/20	07/09/20	Jul-20	37,636	52,155	30,642	29,970	(672)			750	7,299		22,934		22,934
B	Blue Bird Fence Company (Handyman Service)	Y	Blue Bird Fence Company (Handyman Service)	2	-	02/12/20	07/22/20	Jul-20	40,000	52,000	39,400	29,152	(10,248)		0	9,925		22,848		22,848	
B	Blue Bird Fence Company (Handyman Service) Total			2	-	02/12/20	07/22/20	Jul-20	40,000	52,000	39,400	29,152	(10,248)		0	9,925		22,848		22,848	
B	Moore Compressor	Y	Moore Compressor	3	-	03/05/20	03/19/20	Jul-20	20,834	28,126	19,834	5,928	(13,906)		600	1,000		22,798		22,798	
B	Moore Compressor Total			3	-	03/05/20	03/19/20	Jul-20	20,834	28,126	19,834	5,928	(13,906)		600	1,000		22,798		22,798	
B	D Todo Trading	N	D Todo Trading	1	-	12/20/19	12/20/19	Apr-20	50,000	70,000	48,500	70,075	21,575		75			-		-	
B	D Todo Trading	Y	D Todo Trading	1	-	06/10/20	06/10/20	Jul-20	35,000	43,400	35,000	21,080	(13,920)				21,080	22,320		22,320	
B	D Todo Trading Total			2	-	12/20/19	06/10/20	Jul-20	85,000	113,400	83,500	91,155	7,655		75		21,080	22,320		22,320	
B	York Custom Golf Carts	Y	York Custom Golf Carts	5	-	02/27/20	03/19/20	Jul-20	27,880	35,238	26,945	13,675	(13,270)			600	1,600		22,163		22,163
B	York Custom Golf Carts Total			5	-	02/27/20	03/19/20	Jul-20	27,880	35,238	26,945	13,675	(13,270)			600	1,600		22,163		22,163
B	Thomas and Thomas Logistics	Y	Thomas and Thomas Logistics	2	-	01/27/20	06/26/20	Jul-20	27,000	38,450	25,790	16,539	(9,251)				7,089	21,911		21,911	
B	Thomas and Thomas Logistics Total			2	-	01/27/20	06/26/20	Jul-20	27,000	38,450	25,790	16,539	(9,251)				7,089	21,911		21,911	
B	Kings Kids Child Care	N	Kings Kids Child Care	2	-	12/23/19	12/30/19	Mar-20	14,879	20,087	14,379	20,485	6,106		150			(249)		(249)	
B	Kings Kids Child Care	Y	Kings Kids Child Care	7	-	01/06/20	02/18/20	Jul-20	24,121	32,563	24,121	10,965	(13,156)			525	4,161		22,124		22,124
B	Kings Kids Child Care Total			9	-	12/23/19	02/18/20	Jul-20	39,000	52,650	38,500	31,450	(7,050)		675	4,161		21,875		21,875	
B	Valentino Lawn Care	N	Valentino Lawn Care	4	-	12/09/19	12/30/19	Jan-20	22,972	31,013	22,372	31,702	9,330					(689)		(689)	
B	Valentino Lawn Care	Y	Valentino Lawn Care	11	-	01/06/20	03/16/20	Jul-20	61,598	83,157	61,598	60,667	(931)				12,259	22,490		22,490	
B	Valentino Lawn Care Total			15	-	12/09/19	03/16/20	Jul-20	84,570	114,170	83,970	92,369	8,398				12,259	21,801		21,801	
B	Holley Jewelers	N	Holley Jewelers	5	-	02/22/18	02/22/18	Jul-20	81,923	118,789	80,928	98,979	18,051		1,775	2,700		21,584		21,584	
B	Holley Jewelers Total			5	-	02/22/18	02/22/18	Jul-20	81,923	118,789	80,928	98,979	18,051		1,775	2,700		21,584		21,584	
B	Baril Auto Sales	Y	Baril Auto Sales	11	-	01/17/20	03/27/20	Jul-20	151,958	205,143	148,958	189,892	40,934		6,300	23,100		21,551		21,551	
B	Baril Auto Sales Total			11	-	01/17/20	03/27/20	Jul-20	151,958	205,143	148,958	189,892	40,934		6,300	23,100		21,551		21,551	
B	Brem Bookkeeping	Y	Brem Bookkeeping	5	-	03/10/20	07/20/20	Jul-20	30,280	42,089	29,280	21,032	(8,248)				225	10,111		21,282	
B	Brem Bookkeeping Total			5	-	03/10/20	07/20/20	Jul-20	30,280	42,089	29,280	21,032	(8,248)			225	10,111		21,282		21,282
B	Running B Services	N	Running B Services	11	-	10/17/19	12/26/19	Jun-20	75,087	104,371	74,882	107,133	32,251		350	2,600		(2,412)		(2,412)	

Securities and Exchange Commission, Plaintiff,
 v.
 Complete Business Solutions Group, Inc. d/b/a Par Funding et al., Defendants.
 CASE NO. 9:20-cv-81205
 UNITED STATES DISTRICT COURT
 SOUTHERN DISTRICT OF FLORIDA

Category B - Detail of CBSG MCA Suites Activity for the period from 2012 through July 27, 2020

Source: MCA Suites

Category (Note 1)	Merchant Grouping (Note 11)	Funded After 01/01/20	Merchant Name (Note 8)	Total # of Deals (Note 2)	Deals with Reload (Note 3)	First Funding Date (Note 12)	Last Funding Date (Note 12)	Month of Last Payment (Note 13)	Total Advances and Repayments			Cash Advances and Repayments per MCA Suites			Transactional Data per MCA Suites			A/R Balance		
									A	B	C	D	E = D-C	F	G	H	I	J	K	L = J+K
									Advance Amount (Note 4)	Payback (Note 5)	Net Cash Advanced (Note 6)	Total Cash Repayments (Note 7)	Net Cash Surplus (Deficit)	Total Reload (Note 9)	Total Write-off (Note 8)	Total Fee (Note 8)	Total Collections 06/2020-07/27/2020 (Note 7)	Active A/R	Default A/R	Total A/R
B	Running B Services	Y	Running B Services	6	-	01/02/20	02/06/20	Jul-20	19,425	27,001	19,425	3,500	(15,925)				3,500	23,501		23,501
B	Running B Services Total			17	-	10/17/19	02/06/20	Jul-20	94,512	131,372	94,307	110,633	16,326		350	6,100	21,089		21,089	
B	Island Transmissions and Powersports	N	Island Transmissions and Powersports	13	-	10/04/19	12/27/19	May-20	22,525	31,085	22,335	32,518	10,183		1,000			(433)		(433)
B	Island Transmissions and Powersports	Y	Island Transmissions and Powersports	3	-	01/03/20	06/16/20	Jul-20	20,922	28,872	20,922	7,509	(13,413)				7,320	21,363		21,363
B	Island Transmissions and Powersports Total			16	-	10/04/19	06/16/20	Jul-20	43,447	59,957	43,257	40,027	(3,230)		1,000	7,320	20,930		20,930	
B	Luxury Auto Service Center	N	Luxury Auto Service Center	18	-	08/20/19	12/17/19	Feb-20	61,225	82,654	60,825	82,654	21,829					(0)		(0)
B	Luxury Auto Service Center	Y	Luxury Auto Service Center	1	-	02/25/20	02/25/20	Jul-20	20,000	27,800	20,000	7,106	(12,094)		225	500	20,919			20,919
B	Luxury Auto Service Center Total			19	-	08/20/19	02/25/20	Jul-20	81,225	110,454	80,825	89,760	9,734		225	500	20,919		20,919	
B	Saygan Global Steel	N	Saygan Global Steel	2	-	11/04/19	11/12/19	Jun-20	37,603	52,268	36,603	31,584	(5,019)		200	1,300	20,884			20,884
B	Saygan Global Steel Total			2	-	11/04/19	11/12/19	Jun-20	37,603	52,268	36,603	31,584	(5,019)		200	1,300	20,884		20,884	
B	Dick Barbour Performance	N	Dick Barbour Performance	2	-	07/23/19	12/03/19	Jul-20	200,000	236,000	200,000	215,250	15,250				10,250	20,750		20,750
B	Dick Barbour Performance Total			2	-	07/23/19	12/03/19	Jul-20	200,000	236,000	200,000	215,250	15,250				10,250	20,750		20,750
B	Renovate LLC	Y	Renovate LLC	1	-	06/18/20	06/18/20	Jul-20	20,000	27,000	20,000	6,300	(13,700)				6,300	20,700		20,700
B	Renovate LLC Total			1	-	06/18/20	06/18/20	Jul-20	20,000	27,000	20,000	6,300	(13,700)				6,300	20,700		20,700
B	Performance Safety Compliance	N	Performance Safety Compliance	9	-	10/31/19	12/26/19	Mar-20	28,395	39,469	28,300	46,066	17,766		3,000			(3,597)		(3,597)
B	Performance Safety Compliance	Y	Performance Safety Compliance	11	-	01/02/20	03/12/20	Jul-20	33,664	46,793	33,664	22,665	(11,000)				8,159	24,128		24,128
B	Performance Safety Compliance Total			20	-	10/31/19	03/12/20	Jul-20	62,059	86,262	61,964	68,730	6,766		3,000	8,159	20,532		20,532	
B	Johnson McClintock Tax and Accounting	Y	Johnson McClintock Tax and Accounting (David J Ebner CPA)	5	-	06/30/20	07/27/20	Jul-20	21,245	29,530	20,745	9,082	(11,663)				9,082	20,448		20,448
B	Johnson McClintock Tax and Accounting Total			5	-	06/30/20	07/27/20	Jul-20	21,245	29,530	20,745	9,082	(11,663)				9,082	20,448		20,448
B	Malburg Forest Products Inc	Y	Malburg Forest Products Inc	3	-	07/16/20	07/22/20	Jul-20	20,553	27,069	18,404	6,795	(11,609)				6,795	20,273		20,273
B	Malburg Forest Products Inc Total			3	-	07/16/20	07/22/20	Jul-20	20,553	27,069	18,404	6,795	(11,609)				6,795	20,273		20,273
B	Distinctive Coatings	Y	Distinctive Coatings	2	-	04/03/20	06/25/20	Jul-20	28,000	37,360	27,440	17,340	(10,100)				11,994	20,020		20,020
B	Distinctive Coatings Total			2	-	04/03/20	06/25/20	Jul-20	28,000	37,360	27,440	17,340	(10,100)				11,994	20,020		20,020
B	Black Rock Trucks and Equip	Y	Black Rock Trucks and Equip	12	-	01/24/20	03/30/20	Jul-20	62,470	82,415	61,435	62,558	1,123		150	15,859	20,007			20,007
B	Black Rock Trucks and Equip Total			12	-	01/24/20	03/30/20	Jul-20	62,470	82,415	61,435	62,558	1,123		150	15,859	20,007		20,007	
B	J Hooks Construction Corp	Y	J Hooks Construction Corp	2	-	02/19/20	07/15/20	Jul-20	25,000	33,650	24,215	13,858	(10,358)				1,958	19,793		19,793
B	J Hooks Construction Corp Total			2	-	02/19/20	07/15/20	Jul-20	25,000	33,650	24,215	13,858	(10,358)				1,958	19,793		19,793
B	Walters Auto Parts	N	Walters Auto Parts	16	-	01/10/19	04/25/19	Jul-20	60,381	84,533	59,631	66,049	6,418		1,200	2,250	19,684			19,684
B	Walters Auto Parts Total			16	-	01/10/19	04/25/19	Jul-20	60,381	84,533	59,631	66,049	6,418		1,200	2,250	19,684		19,684	
B	Egan Consulting	N	Egan Consulting	19	-	05/17/19	09/20/19	Dec-19	128,815	173,020	127,780	178,820	51,040			5,800		0		0
B	Egan Consulting	Y	Egan Consulting	35	-	02/24/20	05/06/20	Jul-20	62,877	84,884	61,377	65,227	3,850				24,312	19,657		19,657
B	Egan Consulting Total			54	-	05/17/19	05/06/20	Jul-20	191,692	257,904	189,157	244,047	54,890		5,800	24,312	19,657		19,657	
B	Transformational Returns	Y	Transformational Returns	7	-	02/12/20	03/18/20	Jul-20	51,740	67,449	50,705	48,245	(2,460)		400	10,250	19,604			19,604
B	Transformational Returns Total			7	-	02/12/20	03/18/20	Jul-20	51,740	67,449	50,705	48,245	(2,460)		400	10,250	19,604		19,604	
B	Mobasil Corp	N	Mobasil Corp	6	-	08/08/19	09/11/19	Nov-19	14,938	20,166	14,538	22,866	8,128		2,500		0			0
B	Mobasil Corp	Y	Mobasil Corp	5	-	02/19/20	03/09/20	Jul-20	26,103	35,239	25,603	16,117	(9,486)		400	1,442	19,521			19,521
B	Mobasil Corp Total			11	-	08/08/19	03/09/20	Jul-20	41,041	55,405	40,141	38,784	(1,357)		2,900	1,442	19,521		19,521	
B	Landmark Primary Care	N	Landmark Primary Care	24	-	02/20/19	07/31/19	Dec-19	63,400	90,028	62,450	90,028	27,578					-		-
B	Landmark Primary Care	Y	Landmark Primary Care	1	-	07/21/20	07/21/20	Jul-20	15,000	20,250	15,000	844	(14,156)				844	19,406		19,406
B	Landmark Primary Care Total			25	-	02/20/19	07/21/20	Jul-20	78,400	110,278	77,450	90,872	13,422			844	19,406		19,406	
B	Atlanta Family Hospice and Palliative Care II (Angelic Arms Home Hospice)	Y	Atlanta Family Hospice and Palliative Care II (Angelic Arms Home Hospice)	37	-	01/30/20	05/05/20	Jul-20	107,702	145,398	105,702	126,243	20,541		75	40,731	19,230			19,230

Securities and Exchange Commission, Plaintiff,
 v.
 Complete Business Solutions Group, Inc. d/b/a Par Funding et al., Defendants.
 CASE NO. 9:20-cv-81205
 UNITED STATES DISTRICT COURT
 SOUTHERN DISTRICT OF FLORIDA

Category B - Detail of CBSG MCA Suites Activity for the period from 2012 through July 27, 2020

Source: MCA Suites

Category (Note 1)	Merchant Grouping (Note 11)	Funded After 01/01/20	Merchant Name (Note 8)	Total # of Deals (Note 2)	Deals with Reload (Note 3)	First Funding Date (Note 12)	Last Funding Date (Note 12)	Month of Last Payment (Note 13)	Total Advances and Repayments			Cash Advances and Repayments per MCA Suites			Transactional Data per MCA Suites			A/R Balance		
									A	B	C	D	E = D-C	F	G	H	I	J	K	L = J+K
									Advance Amount (Note 4)	Payback (Note 5)	Net Cash Advanced (Note 6)	Total Cash Repayments (Note 7)	Net Cash Surplus (Deficit)	Total Reload (Note 9)	Total Write-off (Note 8)	Total Fee (Note 8)	Total Collections 06/2020-07/27/2020 (Note 7)	Active A/R	Default A/R	Total A/R
B	Atlanta Family Hospice and Palliative Care II (Angelic Arms Home Hospice) Total			37	-	01/30/20	05/05/20	Jul-20	107,702	145,398	105,702	126,243	20,541		75		40,731	19,230		19,230
B	Succeed Consulting Firm	Y	Succeed LLC	2	-	06/18/20	07/15/20	Jul-20	22,500	31,725	22,125	12,581	(9,544)				12,581	19,144		19,144
B	Succeed Consulting Firm Total			2	-	06/18/20	07/15/20	Jul-20	22,500	31,725	22,125	12,581	(9,544)				12,581	19,144		19,144
B	Charlotte Remodeling Solutions	N	Charlotte Remodeling Solutions	1	-	12/27/19	12/27/19	Apr-20	15,000	21,600	14,550	21,600	7,050							-
B	Charlotte Remodeling Solutions	Y	Charlotte Remodeling Solutions	1	-	05/28/20	05/28/20	Jul-20	25,000	36,250	23,750	17,320	(6,430)				16,514	18,930		18,930
B	Charlotte Remodeling Solutions Total			2	-	12/27/19	05/28/20	Jul-20	40,000	57,850	38,300	38,920	620				16,514	18,930		18,930
B	Youngs HVAC Pros	N	Youngs HVAC Pros	9	-	11/12/19	12/31/19	Jul-20	32,354	42,488	32,019	38,166	6,147		1,750		1,990	6,072		6,072
B	Youngs HVAC Pros	Y	Youngs HVAC Pros	3	-	01/07/20	01/21/20	Jan-00	9,508	12,835	9,508		(9,508)					12,835		12,835
B	Youngs HVAC Pros Total			12	-	11/12/19	01/21/20	Jul-20	41,862	55,323	41,527	38,166	(3,361)		1,750		1,990	18,908		18,908
B	Subway4 Culpeper LLC	Y	Subway4 Culpeper LLC	2	-	07/20/20	07/27/20	Jul-20	15,960	22,184	14,461	3,343	(11,118)				3,343	18,841		18,841
B	Subway4 Culpeper LLC Total			2	-	07/20/20	07/27/20	Jul-20	15,960	22,184	14,461	3,343	(11,118)				3,343	18,841		18,841
B	Nola Creations	Y	Nola Creations	2	-	06/02/20	06/29/20	Jul-20	21,400	30,450	20,250	11,745	(8,505)				11,745	18,705		18,705
B	Nola Creations Total			2	-	06/02/20	06/29/20	Jul-20	21,400	30,450	20,250	11,745	(8,505)				11,745	18,705		18,705
B	AM Trucking Solutions	Y	AM Trucking Solutions	13	-	01/13/20	03/25/20	Jul-20	51,622	69,690	50,622	52,255	1,633			1,125	7,260	18,559		18,559
B	AM Trucking Solutions Total			13	-	01/13/20	03/25/20	Jul-20	51,622	69,690	50,622	52,255	1,633		1,125	7,260	18,559		18,559	
B	EMCO Construction Group	Y	EMCO Construction Group	12	-	01/29/20	03/31/20	Jul-20	56,198	74,217	55,168	55,853	686				14,146	18,363		18,363
B	EMCO Construction Group Total			12	-	01/29/20	03/31/20	Jul-20	56,198	74,217	55,168	55,853	686				14,146	18,363		18,363
B	Hoosier Handy	Y	Hoosier Handy	38	-	03/16/20	07/14/20	Jul-20	36,226	47,785	35,721	29,505	(6,216)				13,237	18,281		18,281
B	Hoosier Handy Total			38	-	03/16/20	07/14/20	Jul-20	36,226	47,785	35,721	29,505	(6,216)				13,237	18,281		18,281
B	LL Conglomerate	N	LL Conglomerate	1	-	12/24/19	12/24/19	Feb-20	6,000	8,340	5,820	8,415	2,595		75					-
B	LL Conglomerate	Y	LL Conglomerate	1	-	07/06/20	07/06/20	Jul-20	15,000	21,750	14,250	3,480	(10,770)				3,480	18,270		18,270
B	LL Conglomerate Total			2	-	12/24/19	07/06/20	Jul-20	21,000	30,090	20,070	11,895	(8,175)		75		3,480	18,270		18,270
B	J1 Career Source International Exchange	Y	J1 Career Source International Exchange	2	-	02/04/20	05/18/20	Jul-20	55,000	68,200	54,065	50,247	(3,818)			225	9,061	18,178		18,178
B	J1 Career Source International Exchange Total			2	-	02/04/20	05/18/20	Jul-20	55,000	68,200	54,065	50,247	(3,818)		225	9,061	18,178		18,178	
B	No Limit Racing	Y	No Limit Racing	1	-	07/01/20	07/01/20	Jul-20	15,000	19,950	15,000	2,195	(12,806)			375	2,195	18,131		18,131
B	No Limit Racing Total			1	-	07/01/20	07/01/20	Jul-20	15,000	19,950	15,000	2,195	(12,806)			375	2,195	18,131		18,131
B	Thunder Mountain Holdings	Y	Thunder Mountain Holdings	4	-	02/27/20	03/12/20	Jul-20	19,752	25,865	18,717	8,568	(10,148)			525	350	17,821		17,821
B	Thunder Mountain Holdings Total			4	-	02/27/20	03/12/20	Jul-20	19,752	25,865	18,717	8,568	(10,148)			525	350	17,821		17,821
B	Absolute Airflow	Y	Absolute Airflow	5	-	03/05/20	03/27/20	Jul-20	109,796	148,224	106,296	130,725	24,429			300	12,300	17,799		17,799
B	Absolute Airflow Total			5	-	03/05/20	03/27/20	Jul-20	109,796	148,224	106,296	130,725	24,429		300	12,300	17,799		17,799	
B	Outcomes Counseling and Treatment Services	N	Outcomes Counseling and Treatment Services	7	-	11/21/19	12/26/19	Mar-20	10,330	13,984	9,996	14,212	4,216			150		(78)		(78)
B	Outcomes Counseling and Treatment Services	Y	Outcomes Counseling and Treatment Services	19	-	01/02/20	06/29/20	Jul-20	26,170	37,276	25,420	19,600	(5,820)				5,715	17,676		17,676
B	Outcomes Counseling and Treatment Services Total			26	-	11/21/19	06/29/20	Jul-20	36,500	51,260	35,416	33,812	(1,604)		150	5,715	17,598		17,598	
B	Jericho Builders	N	Jericho Builders	3	-	03/04/19	05/30/19	Jul-20	57,000	72,300	45,677	45,851	174		10,688	1,725	2,626	17,486		17,486
B	Jericho Builders Total			3	-	03/04/19	05/30/19	Jul-20	57,000	72,300	45,677	45,851	174		10,688	1,725	2,626	17,486		17,486
B	Chill Enterprises	Y	Chill Enterprises	5	-	02/18/20	03/10/20	Jul-20	63,481	84,546	61,446	67,571	6,124			425	16,400	17,400		17,400
B	Chill Enterprises Total			5	-	02/18/20	03/10/20	Jul-20	63,481	84,546	61,446	67,571	6,124		425	16,400	17,400		17,400	
B	99 Cent Soul Food Express	N	99 Cent Soul Food Express	13	-	04/24/19	07/10/19	Jul-20	45,000	61,800	44,465	49,031	4,566			4,625	2,200	17,394		17,394
B	99 Cent Soul Food Express Total			13	-	04/24/19	07/10/19	Jul-20	45,000	61,800	44,465	49,031	4,566		4,625	2,200	17,394		17,394	
B	Moms and Mutts Colorado Rescue	N	Moms and Mutts Colorado Rescue	9	-	11/13/19	12/31/19	Mar-20	69,128	91,122	67,343	93,578	26,236					(2,456)		(2,456)
B	Moms and Mutts Colorado Rescue	Y	Moms and Mutts Colorado Rescue	8	-	01/08/20	02/19/20	Jul-20	52,512	67,692	52,477	47,910	(4,567)				13,284	19,782		19,782

Securities and Exchange Commission, Plaintiff,
 v.
 Complete Business Solutions Group, Inc. d/b/a Par Funding et al., Defendants.
 CASE NO. 9:20-cv-81205
 UNITED STATES DISTRICT COURT
 SOUTHERN DISTRICT OF FLORIDA

Category B - Detail of CBSG MCA Suites Activity for the period from 2012 through July 27, 2020

Source: MCA Suites

Category (Note 1)	Merchant Grouping (Note 11)	Funded After 01/01/20	Merchant Name (Note 8)	Total # of Deals (Note 2)	Deals with Reload (Note 3)	First Funding Date (Note 12)	Last Funding Date (Note 12)	Month of Last Payment (Note 13)	Total Advances and Repayments			Cash Advances and Repayments per MCA Suites			Transactional Data per MCA Suites			A/R Balance		
									A	B	C	D	E = D-C	F	G	H	I	J	K	L = J+K
									Advance Amount (Note 4)	Payback (Note 5)	Net Cash Advanced (Note 6)	Total Cash Repayments (Note 7)	Net Cash Surplus (Deficit)	Total Reload (Note 9)	Total Write-off (Note 8)	Total Fee (Note 8)	Total Collections 06/2020-07/27/2020 (Note 7)	Active A/R	Default A/R	Total A/R
B	Moms and Mutts Colorado Rescue Total			17	-	11/13/19	02/19/20	Jul-20	121,640	158,814	119,820	141,488	21,668				13,284	17,326		17,326
B	Fly By Detail and Maintenance Services	Y	Fly By Detail and Maintenance Services	5	-	06/15/20	07/27/20	Jul-20	17,085	24,198	15,511	6,972	(8,538)		75	6,972	6,972	17,300		17,300
B	Fly By Detail and Maintenance Services Total			5	-	06/15/20	07/27/20	Jul-20	17,085	24,198	15,511	6,972	(8,538)		75	6,972	6,972	17,300		17,300
B	B and D Nutritional Ingredients	N	B and D Nutritional Ingredients	22	-	12/28/18	05/17/19	Jul-20	401,359	553,903	398,824	538,126	139,302		1,425	24,000	17,201	17,201		17,201
B	B and D Nutritional Ingredients Total			22	-	12/28/18	05/17/19	Jul-20	401,359	553,903	398,824	538,126	139,302		1,425	24,000	17,201	17,201		17,201
B	Heritage Heating and Air Conditioning	Y	Heritage Heating and Air Conditioning	11	-	01/24/20	03/30/20	Jul-20	50,606	68,318	49,406	51,238	1,832		75	12,300	17,155	17,155		17,155
B	Heritage Heating and Air Conditioning Total			11	-	01/24/20	03/30/20	Jul-20	50,606	68,318	49,406	51,238	1,832		75	12,300	17,155	17,155		17,155
B	Edson Avenue Development	Y	Edson Avenue Development	4	-	03/02/20	03/16/20	Jul-20	21,336	27,204	20,551	11,682	(8,870)		1,575	350	17,097	17,097		17,097
B	Edson Avenue Development Total			4	-	03/02/20	03/16/20	Jul-20	21,336	27,204	20,551	11,682	(8,870)		1,575	350	17,097	17,097		17,097
B	Little Rays Remodeling	Y	Little Rays Remodeling	5	-	02/14/20	03/13/20	Jul-20	27,358	38,028	26,363	22,608	(3,755)		1,625	195	17,045	17,045		17,045
B	Little Rays Remodeling Total			5	-	02/14/20	03/13/20	Jul-20	27,358	38,028	26,363	22,608	(3,755)		1,625	195	17,045	17,045		17,045
B	DS Snacks	N	DS Snacks	7	-	11/08/19	12/20/19	Jul-20	22,253	30,709	21,253	21,044	(208)		825	200	10,489	10,489		10,489
B	DS Snacks	Y	DS Snacks	4	-	01/06/20	01/24/20	Jan-20	4,747	6,551	4,747	(4,747)				6,551	6,551		6,551	
B	DS Snacks Total			11	-	11/08/19	01/24/20	Jul-20	27,000	37,260	26,000	21,044	(4,956)		825	200	17,041	17,041		17,041
B	Watda Pho	Y	Watda Pho	2	-	03/09/20	03/16/20	Jul-20	19,388	26,173	18,388	9,515	(8,873)		375	3,575	17,034	17,034		17,034
B	Watda Pho Total			2	-	03/09/20	03/16/20	Jul-20	19,388	26,173	18,388	9,515	(8,873)		375	3,575	17,034	17,034		17,034
B	Grace Valley Properties	N	Grace Valley Properties	6	-	11/21/19	12/26/19	Feb-20	25,365	34,243	24,865	41,103	16,238		5,500	(1,360)	(1,360)		(1,360)	
B	Grace Valley Properties	Y	Grace Valley Properties	18	-	01/02/20	04/02/20	Jul-20	41,593	56,151	41,593	37,807	(3,787)			8,200	18,344	18,344		18,344
B	Grace Valley Properties Total			24	-	11/21/19	04/02/20	Jul-20	66,958	90,394	66,458	78,909	12,451		5,500	8,200	16,984	16,984		16,984
B	Andujar Music Group	N	Andujar Music Group	27	-	12/27/18	07/11/19	Jul-20	95,231	130,083	77,718	100,575	22,857		15,643	3,075	250	16,940	16,940	16,940
B	Andujar Music Group Total			27	-	12/27/18	07/11/19	Jul-20	95,231	130,083	77,718	100,575	22,857		15,643	3,075	250	16,940	16,940	16,940
B	Tornado Demolition	Y	Tornado Demolition	3	-	07/10/20	07/23/20	Jul-20	20,360	28,300	19,361	11,402	(7,959)				11,402	16,899	16,899	16,899
B	Tornado Demolition Total			3	-	07/10/20	07/23/20	Jul-20	20,360	28,300	19,361	11,402	(7,959)				11,402	16,899	16,899	16,899
B	Triad Pawprints (Maddiemac)	Y	Triad Pawprints (Maddiemac)	7	-	02/20/20	03/27/20	Jul-20	33,991	47,587	32,996	30,738	(2,258)			8,159	16,849	16,849	16,849	16,849
B	Triad Pawprints (Maddiemac) Total			7	-	02/20/20	03/27/20	Jul-20	33,991	47,587	32,996	30,738	(2,258)			8,159	16,849	16,849	16,849	16,849
B	Rum Runner Liquors	Y	YJHW INC (Rum Runner Liquors)	3	-	07/20/20	07/24/20	Jul-20	16,384	21,455	14,810	4,615	(10,195)			4,615	16,840	16,840	16,840	16,840
B	Rum Runner Liquors Total			3	-	07/20/20	07/24/20	Jul-20	16,384	21,455	14,810	4,615	(10,195)			4,615	16,840	16,840	16,840	16,840
B	Jason Smith Real Estate (Core North Country)	Y	Jason Smith Real Estate (Core North Country)	7	-	02/06/20	03/20/20	Jul-20	22,681	30,621	22,281	16,577	(5,704)		2,700	625	16,744	16,744	16,744	16,744
B	Jason Smith Real Estate (Core North Country) Total			7	-	02/06/20	03/20/20	Jul-20	22,681	30,621	22,281	16,577	(5,704)		2,700	625	16,744	16,744	16,744	16,744
B	Ameja Delivery and Moving Services	Y	Ameja Delivery and Moving Services	2	-	02/12/20	07/08/20	Jul-20	29,000	38,810	28,645	22,224	(6,421)			7,629	16,586	16,586	16,586	16,586
B	Ameja Delivery and Moving Services Total			2	-	02/12/20	07/08/20	Jul-20	29,000	38,810	28,645	22,224	(6,421)			7,629	16,586	16,586	16,586	16,586
B	Reyes Retaining Walls Inc	Y	Reyes Retaining Walls Inc	2	-	07/22/20	07/22/20	Jul-20	14,199	18,237	13,762	1,680	(12,082)			1,680	16,557	16,557	16,557	16,557
B	Reyes Retaining Walls Inc Total			2	-	07/22/20	07/22/20	Jul-20	14,199	18,237	13,762	1,680	(12,082)			1,680	16,557	16,557	16,557	16,557
B	Treasures Decor	N	Treasures Decor	5	-	12/04/19	12/31/19	Jul-20	54,034	72,946	52,534	66,175	13,640		375	4,100	7,147	7,147	7,147	7,147
B	Treasures Decor	Y	Treasures Decor	3	-	01/08/20	01/22/20	Jan-20	6,864	9,266	6,864	(6,864)				9,266	9,266	9,266	9,266	9,266
B	Treasures Decor Total			8	-	12/04/19	01/22/20	Jul-20	60,898	82,212	59,398	66,175	13,640		375	4,100	16,413	16,413	16,413	16,413
B	Flytz Gymnastics	Y	Flytz Gymnastics	1	-	02/19/20	02/19/20	Jul-20	15,000	20,850	14,400	4,795	(9,606)			300	1,250	16,356	16,356	16,356
B	Flytz Gymnastics Total			1	-	02/19/20	02/19/20	Jul-20	15,000	20,850	14,400	4,795	(9,606)			300	1,250	16,356	16,356	16,356
B	Monte Johnston Building Contractor	N	Monte Johnston Building Contractor	17	-	09/16/19	12/23/19	Dec-19	235,283	313,232	233,214	296,351	63,137		16,880		(0)	(0)	(0)	(0)
B	Monte Johnston Building Contractor	Y	Monte Johnston Building Contractor	1	-	01/28/20	01/28/20	Jul-20	60,000	78,600	58,200	62,260	4,060			20,459	16,340	16,340	16,340	16,340
B	Monte Johnston Building Contractor Total			18	-	09/16/19	01/28/20	Jul-20	295,283	391,832	291,414	358,611	67,197		16,880	20,459	16,340	16,340	16,340	16,340

533
 Securities and Exchange Commission, Plaintiff,
 v.
 Complete Business Solutions Group, Inc. d/b/a Par Funding et al., Defendants.
 CASE NO. 9:20-cv-81205
 UNITED STATES DISTRICT COURT
 SOUTHERN DISTRICT OF FLORIDA

Category B - Detail of CBSG MCA Suites Activity for the period from 2012 through July 27, 2020

Source: MCA Suites

Category (Note 1)	Merchant Grouping (Note 11)	Funded After 01/01/20	Merchant Name (Note 8)	Total # of Deals (Note 2)	Deals with Reload (Note 3)	First Funding Date (Note 12)	Last Funding Date (Note 12)	Month of Last Payment (Note 13)	Total Advances and Repayments			Cash Advances and Repayments per MCA Suites			Transactional Data per MCA Suites			A/R Balance		
									A	B	C	D	E = D-C	F	G	H	I	J	K	L = J+K
									Advance Amount (Note 4)	Payback (Note 5)	Net Cash Advanced (Note 6)	Total Cash Repayments (Note 7)	Net Cash Surplus (Deficit)	Total Reload (Note 9)	Total Write-off (Note 8)	Total Fee (Note 8)	Total Collections 06/2020-07/27/2020 (Note 7)	Active A/R	Default A/R	Total A/R
B	Coastal Media Group	N	Coastal Media Group	7	-	11/05/19	12/17/19	Jul-20	28,415	38,360	27,965	22,766	(5,200)			525	1,200	16,120		16,120
B	Coastal Media Group Total			7	-	11/05/19	12/17/19	Jul-20	28,415	38,360	27,965	22,766	(5,200)			525	1,200	16,120		16,120
B	LJ Traders	Y	LJ Traders	2	-	01/03/20	01/10/20	Jul-20	22,338	30,156	21,338	14,491	(6,847)			450	875	16,116		16,116
B	LJ Traders Total			2	-	01/03/20	01/10/20	Jul-20	22,338	30,156	21,338	14,491	(6,847)			450	875	16,116		16,116
B	The Phoenicians	N	The Phoenicians	21	-	06/10/19	10/28/19	Jul-20	83,169	112,277	82,769	96,399	13,631			200	7,403	16,078		16,078
B	The Phoenicians Total			21	-	06/10/19	10/28/19	Jul-20	83,169	112,277	82,769	96,399	13,631			200	7,403	16,078		16,078
B	Carolina Roofing and Remodeling	N	Carolina Roofing and Remodeling	1	-	08/21/19	08/21/19	Sep-19	20,000	27,800	19,400	25,500	6,100		2,300			0		0
B	Carolina Roofing and Remodeling	Y	Carolina Roofing and Remodeling	1	-	07/21/20	07/21/20	Jul-20	12,000	16,800	11,400	840	(10,560)				840	15,960		15,960
B	Carolina Roofing and Remodeling Total			2	-	08/21/19	07/21/20	Jul-20	32,000	44,600	30,800	26,340	(4,460)		2,300		840	15,960		15,960
B	S2D Services	N	S2D Services	16	-	04/26/19	08/09/19	Jul-20	47,333	66,266	47,223	53,485	6,262			2,700	1,200	15,481		15,481
B	S2D Services Total			16	-	04/26/19	08/09/19	Jul-20	47,333	66,266	47,223	53,485	6,262		2,700	1,200	15,481		15,481	
B	Network Construction Inc	Y	Network Construction Inc	2	-	02/05/20	02/12/20	Jul-20	42,761	57,728	39,761	43,091	3,330			750	8,000	15,387		15,387
B	Network Construction Inc Total			2	-	02/05/20	02/12/20	Jul-20	42,761	57,728	39,761	43,091	3,330			750	8,000	15,387		15,387
B	Grease Monkey Trailer Repair	N	Grease Monkey Trailer Repair	9	-	08/27/18	10/22/18	Jul-20	24,987	34,982	23,992	20,595	(3,397)			900	1,000	15,287		15,287
B	Grease Monkey Trailer Repair Total			9	-	08/27/18	10/22/18	Jul-20	24,987	34,982	23,992	20,595	(3,397)			900	1,000	15,287		15,287
B	Central Intel Services	N	Central Intel Services	9	-	02/14/19	04/16/19	Jul-20	59,449	71,280	32,593	31,426	(1,167)		25,547	975	1,625	15,283		15,283
B	Central Intel Services Total			9	-	02/14/19	04/16/19	Jul-20	59,449	71,280	32,593	31,426	(1,167)		25,547	975	1,625	15,283		15,283
B	PMA Mechanical	N	PMA Mechanical	2	-	08/13/19	10/18/19	Feb-20	40,000	54,400	39,665	54,400	14,735				13,500	15,083		15,083
B	PMA Mechanical	Y	PMA Mechanical	1	-	03/04/20	03/04/20	Jul-20	30,000	40,500	28,800	25,418	(3,383)				13,500	15,083		15,083
B	PMA Mechanical Total			3	-	08/13/19	03/04/20	Jul-20	70,000	94,900	68,465	79,818	11,353				27,000	30,166		30,166
B	Great American Gold Company	Y	Great American Gold Company	2	-	05/13/20	06/26/20	Jul-20	30,000	36,200	29,930	21,127	(8,803)				18,151	15,073		15,073
B	Great American Gold Company Total			2	-	05/13/20	06/26/20	Jul-20	30,000	36,200	29,930	21,127	(8,803)				18,151	15,073		15,073
B	Fresh By Nature	Y	Fresh By Nature	33	-	02/18/20	05/01/20	Jul-20	110,128	145,473	108,093	130,782	22,688			300	33,994	14,991		14,991
B	Fresh By Nature Total			33	-	02/18/20	05/01/20	Jul-20	110,128	145,473	108,093	130,782	22,688		300	33,994	14,991		14,991	
B	Tri Hook Management	Y	Tri Hook Management	2	-	02/10/20	06/18/20	Jul-20	40,000	56,500	38,500	41,516	3,016				17,191	14,984		14,984
B	Tri Hook Management Total			2	-	02/10/20	06/18/20	Jul-20	40,000	56,500	38,500	41,516	3,016				17,191	14,984		14,984
B	Greenwood and Sons	N	Greenwood and Sons	1	-	06/10/19	06/10/19	Dec-19	30,000	41,700	29,100	41,700	12,600							
B	Greenwood and Sons	Y	Greenwood and Sons	1	-	01/30/20	01/30/20	Jul-20	20,000	24,800	19,965	10,670	(9,295)			775	750	14,905		14,905
B	Greenwood and Sons Total			2	-	06/10/19	01/30/20	Jul-20	50,000	66,500	49,065	52,370	3,305			775	750	14,905		14,905
B	Flowers and Associates	Y	Flowers and Associates	9	-	01/27/20	03/25/20	Jul-20	22,570	30,469	22,320	16,556	(5,764)			975	1,200	14,888		14,888
B	Flowers and Associates Total			9	-	01/27/20	03/25/20	Jul-20	22,570	30,469	22,320	16,556	(5,764)			975	1,200	14,888		14,888
B	Turning Point Youth and Family Services LLC	Y	Turning Point Youth and Family Services LLC	2	-	07/21/20	07/23/20	Jan-00	8,758	12,173	8,758		(8,758)			2,500		14,673		14,673
B	Turning Point Youth and Family Services LLC Total			2	-	07/21/20	07/23/20	Jan-00	8,758	12,173	8,758		(8,758)			2,500		14,673		14,673
B	West Coast Shelving and Install	Y	West Coast Shelving and Install	6	-	02/11/20	03/17/20	Jul-20	24,381	32,915	23,631	18,913	(4,718)			575	4,000	14,577		14,577
B	West Coast Shelving and Install Total			6	-	02/11/20	03/17/20	Jul-20	24,381	32,915	23,631	18,913	(4,718)			575	4,000	14,577		14,577
B	Richman Restaurants	N	Richman Restaurants	10	-	06/06/19	08/01/19	Jul-20	71,000	94,050	69,465	81,463	11,998			1,950	4,520	14,537		14,537
B	Richman Restaurants Total			10	-	06/06/19	08/01/19	Jul-20	71,000	94,050	69,465	81,463	11,998			1,950	4,520	14,537		14,537
B	Delaware Learning Institute of Cosmetology	Y	Delaware Learning Institute of Cosmetology	4	-	02/06/20	02/20/20	Jul-20	34,603	45,614	33,068	31,795	(1,273)			675	13,050	14,494		14,494
B	Delaware Learning Institute of Cosmetology Total			4	-	02/06/20	02/20/20	Jul-20	34,603	45,614	33,068	31,795	(1,273)			675	13,050	14,494		14,494
B	Browns Farm Home and Garden Supplies	Y	Browns Farm Home and Garden Supplies	2	-	02/21/20	06/03/20	Jul-20	30,000	43,440	28,620	28,956	336				11,076	14,484		14,484
B	Browns Farm Home and Garden Supplies Total			2	-	02/21/20	06/03/20	Jul-20	30,000	43,440	28,620	28,956	336				11,076	14,484		14,484
B	Shoe Outlet	Y	Shoe Outlet	4	-	02/13/20	03/06/20	Jul-20	18,400	24,840	17,900	10,490	(7,410)				2,210	14,350		14,350
B	Shoe Outlet Total			4	-	02/13/20	03/06/20	Jul-20	18,400	24,840	17,900	10,490	(7,410)				2,210	14,350		14,350
B	Petness World	N	Petness World	11	-	05/03/19	07/12/19	Mar-20	25,273	35,382	25,073	10,581			272					0
B	Petness World	Y	Petness World	1	-	06/22/20	06/22/20	Jul-20	15,000	18,750	15,000	4,432	(10,568)				4,432	14,318		14,318

Securities and Exchange Commission, Plaintiff,
v.
Complete Business Solutions Group, Inc. d/b/a Par Funding et al., Defendants.
CASE NO. 9:20-cv-81205
UNITED STATES DISTRICT COURT
SOUTHERN DISTRICT OF FLORIDA

Category B - Detail of CBSG MCA Suites Activity for the period from 2012 through July 27, 2020

Source: MCA Suites

Category (Note 1)	Merchant Grouping (Note 11)	Funded After 01/01/20	Merchant Name (Note 8)	Total # of Deals (Note 2)	Deals with Reload (Note 3)	First Funding Date (Note 12)	Last Funding Date (Note 12)	Month of Last Payment (Note 13)	Total Advances and Repayments		Cash Advances and Repayments per MCA Suites			Transactional Data per MCA Suites			A/R Balance			
									A	B	C	D	E = D-C	F	G	H	I	J	K	L = J+K
									Advance Amount (Note 4)	Payback (Note 5)	Net Cash Advanced (Note 6)	Total Cash Repayments (Note 7)	Net Cash Surplus (Deficit)	Total Reload (Note 9)	Total Write-off (Note 8)	Total Fee (Note 8)	Total Collections 06/2020-07/27/2020 (Note 7)	Active A/R	Default A/R	Total A/R
B	Petness World Total			12	-	06/03/19	06/22/20	Jul-20	40,273	54,132	40,073	40,086	13			272	4,432	14,318		14,318
B	Mike Luna Farms	N	Mike Luna Farms	9	-	06/20/17	03/13/18	Jul-20	63,683	94,205	62,338	84,278	21,940			4,350	600	14,277		14,277
B	Mike Luna Farms Total			9	-	06/20/17	03/13/18	Jul-20	63,683	94,205	62,338	84,278	21,940			4,350	600	14,277		14,277
B	Christopher R Jones (Royal Trucking)	Y	Christopher R Jones (Royal Trucking)	20	-	01/14/20	04/03/20	Jul-20	55,727	74,572	55,292	60,304	5,012				11,767	14,268		14,268
B	Christopher R Jones (Royal Trucking) Total			20	-	01/14/20	04/03/20	Jul-20	55,727	74,572	55,292	60,304	5,012				11,767	14,268		14,268
B	Woods Dependable Towing	N	Woods Dependable Towing	6	-	11/15/19	12/27/19	Jul-20	11,093	15,419	9,893	15,976	6,083				4,532	(557)		(557)
B	Woods Dependable Towing	Y	Woods Dependable Towing	15	-	01/03/20	04/03/20	Jul-20	12,103	16,823	12,103	2,112	(9,991)				2,112	14,711		14,711
B	Woods Dependable Towing Total			21	-	11/15/19	04/03/20	Jul-20	23,196	32,242	21,996	18,088	(3,908)				6,644	14,154		14,154
B	Fast Flow Plumbing	Y	Fast Flow Plumbing	14	-	03/11/20	04/10/20	Jul-20	47,215	63,740	45,715	49,590	3,875				15,662	14,150		14,150
B	Fast Flow Plumbing Total			14	-	03/11/20	04/10/20	Jul-20	47,215	63,740	45,715	49,590	3,875				15,662	14,150		14,150
B	Autocar Inc	Y	Autocar Inc	2	-	05/21/20	06/26/20	Jul-20	22,500	27,900	22,500	13,793	(8,707)				12,778	14,107		14,107
B	Autocar Inc Total			2	-	05/21/20	06/26/20	Jul-20	22,500	27,900	22,500	13,793	(8,707)				12,778	14,107		14,107
B	Wade Evans Trucking	Y	Wade Evans Trucking	4	-	02/24/20	03/16/20	Jul-20	21,269	29,777	19,274	16,388	(2,886)			600	1,500	13,988		13,988
B	Wade Evans Trucking Total			4	-	02/24/20	03/16/20	Jul-20	21,269	29,777	19,274	16,388	(2,886)			600	1,500	13,988		13,988
B	Bama Barns and Roofing	Y	Bama Barns and Roofing	3	-	07/14/20	07/27/20	Jul-20	13,857	19,262	12,858	5,358	(7,500)				5,358	13,904		13,904
B	Bama Barns and Roofing Total			3	-	07/14/20	07/27/20	Jul-20	13,857	19,262	12,858	5,358	(7,500)				5,358	13,904		13,904
B	C Zs Landscaping Tree Service	Y	C Zs Landscaping Tree Service	5	-	06/25/20	07/22/20	Jul-20	14,425	20,051	13,282	6,256	(7,026)				6,256	13,795		13,795
B	C Zs Landscaping Tree Service Total			5	-	06/25/20	07/22/20	Jul-20	14,425	20,051	13,282	6,256	(7,026)				6,256	13,795		13,795
B	Brooklyn Womens Pavilion	N	Brooklyn Womens Pavilion	2	-	08/25/16	12/08/16	Jul-20	120,000	170,400	116,764	160,396	43,632		3,775		1,521	13,779		13,779
B	Brooklyn Womens Pavilion Total			2	-	08/25/16	12/08/16	Jul-20	120,000	170,400	116,764	160,396	43,632		3,775		1,521	13,779		13,779
B	Vanness Vessel Title and Closing Services	N	Vanness Vessel Title and Closing Services	2	-	09/17/19	12/20/19	Jul-20	60,000	83,400	58,255	69,663	11,408				8,159	13,737		13,737
B	Vanness Vessel Title and Closing Services Total			2	-	09/17/19	12/20/19	Jul-20	60,000	83,400	58,255	69,663	11,408				8,159	13,737		13,737
B	Phils Transmission	N	Phils Transmission	5	-	12/05/19	12/26/19	Feb-20	13,007	17,009	12,722	17,410	4,688					(400)		(400)
B	Phils Transmission	Y	Phils Transmission	10	-	01/02/20	03/05/20	Jul-20	15,893	21,456	15,893	8,106	(7,787)			675	500	14,025		14,025
B	Phils Transmission Total			15	-	12/05/19	03/05/20	Jul-20	28,900	38,465	28,615	25,516	(3,099)			675	500	13,624		13,624
B	MSD Group Inc	Y	MSD Group Inc	2	-	01/09/20	01/15/20	Jul-20	13,583	18,337	12,833	5,564	(7,269)			775	350	13,548		13,548
B	MSD Group Inc Total			2	-	01/09/20	01/15/20	Jul-20	13,583	18,337	12,833	5,564	(7,269)			775	350	13,548		13,548
B	Millionaire Grind Clothing	N	Millionaire Grind Clothing	18	-	10/26/18	11/01/19	Feb-20	64,200	89,680	55,358	80,913	25,555		8,842	75		-		-
B	Millionaire Grind Clothing	Y	Millionaire Grind Clothing	1	-	02/14/20	02/14/20	Jul-20	20,000	25,000	20,000	11,675	(8,325)			100	6,667	13,425		13,425
B	Millionaire Grind Clothing Total			19	-	10/26/18	02/14/20	Jul-20	84,200	114,680	75,358	92,588	17,230		8,842	175	6,667	13,425		13,425
B	Alimi Brothers	Y	Alimi Brothers	2	-	01/21/20	01/28/20	Jul-20	23,894	32,257	22,894	19,677	(3,217)			825	750	13,405		13,405
B	Alimi Brothers Total			2	-	01/21/20	01/28/20	Jul-20	23,894	32,257	22,894	19,677	(3,217)			825	750	13,405		13,405
B	ELA Home Care	N	ELA Home Care	4	-	11/12/19	11/26/19	Jul-20	33,699	43,294	32,164	30,406	(1,758)			450	4,000	13,338		13,338
B	ELA Home Care Total			4	-	11/12/19	11/26/19	Jul-20	33,699	43,294	32,164	30,406	(1,758)			450	4,000	13,338		13,338
B	Jim Smith Flooring	Y	Jim Smith Flooring (Lisa Burrell-Smith)	2	-	07/22/20	07/22/20	Jul-20	11,813	15,296	10,702	1,967	(8,735)				1,967	13,329		13,329
B	Jim Smith Flooring Total			2	-	07/22/20	07/22/20	Jul-20	11,813	15,296	10,702	1,967	(8,735)				1,967	13,329		13,329
B	Comfort Mattress	Y	Comfort Mattress	6	-	02/12/20	03/18/20	Jul-20	14,455	19,514	14,155	6,492	(7,663)			300	350	13,323		13,323
B	Comfort Mattress Total			6	-	02/12/20	03/18/20	Jul-20	14,455	19,514	14,155	6,492	(7,663)			300	350	13,323		13,323
B	Coordinates Construction Company	N	Coordinates Construction Company	3	-	03/01/19	12/16/19	Jan-20	115,000	159,100	111,500	150,947	39,447		8,153			-		-
B	Coordinates Construction Company	Y	Coordinates Construction Company	1	-	02/28/20	02/28/20	Jul-20	15,000	20,850	14,400	8,013	(6,387)			450	1,125	13,287		13,287
B	Coordinates Construction Company Total			4	-	03/01/19	02/28/20	Jul-20	130,000	179,950	125,900	158,960	33,060		8,153	450	1,125	13,287		13,287
B	Tractors Grille	Y	Tractors Grille (Vicky Alstrom)	3	-	06/26/20	07/23/20	Jul-20	11,737	15,864	10,913	2,588	(8,325)				2,588	13,276		13,276
B	Tractors Grille Total			3	-	06/26/20	07/23/20	Jul-20	11,737	15,864	10,913	2,588	(8,325)				2,588	13,276		13,276
B	Laker Drive In	N	Laker Drive In	11	-	08/08/19	10/17/19	Jul-20	39,467	53,280	39,367	41,382	2,015			1,350	3,320	13,249		13,249
B	Laker Drive In Total			11	-	08/08/19	10/17/19	Jul-20	39,467	53,280	39,367	41,382	2,015			1,350	3,320	13,249		13,249
B	Robert Botero CHB	Y	Robert Botero CHB	4	-	01/14/20	02/03/20	Jul-20	34,714	46,864	33,714	33,749	35				6,550	13,115		13,115

Securities and Exchange Commission, Plaintiff,
 v.
 Complete Business Solutions Group, Inc. d/b/a Par Funding et al., Defendants.
 CASE NO. 9:20-cv-81205
 UNITED STATES DISTRICT COURT
 SOUTHERN DISTRICT OF FLORIDA

Category B - Detail of CBSG MCA Suites Activity for the period from 2012 through July 27, 2020

Source: MCA Suites

Category (Note 1)	Merchant Grouping (Note 11)	Funded After 01/01/20	Merchant Name (Note 8)	Total # of Deals (Note 2)	Deals with Reload (Note 3)	First Funding Date (Note 12)	Last Funding Date (Note 12)	Month of Last Payment (Note 13)	Total Advances and Repayments			Cash Advances and Repayments per MCA Suites			Transactional Data per MCA Suites			A/R Balance			
									Advance Amount (Note 4)	Payback (Note 5)	Net Cash Advanced (Note 6)	Total Cash Repayments (Note 7)	Net Cash Surplus (Deficit)	Total Reload (Note 9)	Total Write-off (Note 8)	Total Fee (Note 8)	Total Collections 06/2020-07/27/2020 (Note 7)	Active A/R	Default A/R	Total A/R	
B	Robert Botero CHB Total			4	-	01/14/20	02/03/20	Jul-20	34,714	46,864	33,714	33,749	35			6,550	13,115			13,115	
B	Innovative Industrial Controls	Y	Innovative Industrial Controls	3	-	01/17/20	07/27/20	Jul-20	17,623	23,021	16,589	9,948	(6,641)			1,268	13,073			13,073	
B	Innovative Industrial Controls Total			3	-	01/17/20	07/27/20	Jul-20	17,623	23,021	16,589	9,948	(6,641)			1,268	13,073			13,073	
B	Brad Cooper Enterprises	Y	Brad Cooper Enterprises	5	-	02/18/20	03/17/20	Jul-20	38,041	53,258	36,046	40,303	4,257			8,200	12,955			12,955	
B	Brad Cooper Enterprises Total			5	-	02/18/20	03/17/20	Jul-20	38,041	53,258	36,046	40,303	4,257			8,200	12,955			12,955	
B	ME Transportation Services	N	ME Transportation Services	9	-	11/04/19	12/30/19	Jul-20	23,297	31,917	22,847	32,461	9,614		900	2,000	356			356	
B	ME Transportation Services	Y	ME Transportation Services	3	-	01/06/20	01/21/20	Jan-00	9,155	12,542	9,155		(9,155)				12,542			12,542	
B	ME Transportation Services Total			12	-	11/04/19	01/21/20	Jul-20	32,452	44,459	32,002	32,461	459		900	2,000	12,898			12,898	
B	Barry J Beran	Y	Barry J Beran	2	-	03/10/20	06/05/20	Jul-20	20,000	26,550	19,800	13,673	(6,127)			6,976	12,877			12,877	
B	Barry J Beran Total			2	-	03/10/20	06/05/20	Jul-20	20,000	26,550	19,800	13,673	(6,127)			6,976	12,877			12,877	
B	Robyns Nest Daycare	N	Robyns Nest Daycare	6	-	04/12/17	08/03/17	Jul-20	72,780	105,670	70,617	93,995	23,378		1,200	1,230	12,875			12,875	
B	Robyns Nest Daycare Total			6	-	04/12/17	08/03/17	Jul-20	72,780	105,670	70,617	93,995	23,378		1,200	1,230	12,875			12,875	
B	All Seasons Courier Service (Gregory L Mason)	Y	All Seasons Courier Service (Gregory L Mason)	6	-	06/26/20	07/23/20	Jul-20	16,448	21,812	15,913	9,003	(6,910)			9,003	12,810			12,810	
B	All Seasons Courier Service (Gregory L Mason) Total			6	-	06/26/20	07/23/20	Jul-20	16,448	21,812	15,913	9,003	(6,910)			9,003	12,810			12,810	
B	Butterfly Liquors	Y	Butterfly Liquors	37	-	03/04/20	05/19/20	Jul-20	77,335	101,203	75,300	88,398	13,097			27,297	12,805			12,805	
B	Butterfly Liquors Total			37	-	03/04/20	05/19/20	Jul-20	77,335	101,203	75,300	88,398	13,097			27,297	12,805			12,805	
B	Experience Design	Y	Experience Design	3	-	06/20/20	07/06/20	Jul-20	13,983	18,737	13,774	6,494	(7,280)		525	6,494	12,768			12,768	
B	Experience Design Total			3	-	06/20/20	07/06/20	Jul-20	13,983	18,737	13,774	6,494	(7,280)		525	6,494	12,768			12,768	
B	Supplemental Healthcare Services	Y	Supplemental Healthcare Services	8	-	01/21/20	03/03/20	Jul-20	45,638	60,511	43,608	51,924	8,316		4,100	4,200	12,688			12,688	
B	Supplemental Healthcare Services Total			8	-	01/21/20	03/03/20	Jul-20	45,638	60,511	43,608	51,924	8,316		4,100	4,200	12,688			12,688	
B	A Loving Life Care	Y	A Loving Life Care	10	-	02/04/20	03/25/20	Jul-20	60,885	78,995	58,850	66,320	7,470			17,162	12,675			12,675	
B	A Loving Life Care Total			10	-	02/04/20	03/25/20	Jul-20	60,885	78,995	58,850	66,320	7,470			17,162	12,675			12,675	
B	Thunder Road Automotive	N	Thunder Road Automotive	12	-	12/20/18	03/29/19	Jul-20	35,497	43,302	20,325	16,270	(4,055)		14,922	350	400	12,460			12,460
B	Thunder Road Automotive Total			12	-	12/20/18	03/29/19	Jul-20	35,497	43,302	20,325	16,270	(4,055)		14,922	350	400	12,460			12,460
B	Cam II Construction	Y	Cam II Construction	2	-	02/19/20	06/11/20	Jul-20	30,000	40,350	29,550	28,000	(1,550)			7,150	12,350			12,350	
B	Cam II Construction Total			2	-	02/19/20	06/11/20	Jul-20	30,000	40,350	29,550	28,000	(1,550)			7,150	12,350			12,350	
B	Jitterbug Party Rentals	N	Jitterbug Party Rentals	19	-	08/28/19	12/18/19	Jul-20	31,783	42,138	31,682	32,152	470		2,150	1,800	12,135			12,135	
B	Jitterbug Party Rentals Total			19	-	08/28/19	12/18/19	Jul-20	31,783	42,138	31,682	32,152	470		2,150	1,800	12,135			12,135	
B	Analytec Inc	Y	Analytec Inc	1	-	02/05/20	02/05/20	Jul-20	10,000	14,500	9,700	4,325	(5,375)			1,950	200	12,125			12,125
B	Analytec Inc Total			1	-	02/05/20	02/05/20	Jul-20	10,000	14,500	9,700	4,325	(5,375)			1,950	200	12,125			12,125
B	Lagos De Hielo USA	N	Lagos De Hielo USA	10	-	09/30/19	12/02/19	Jul-20	25,471	34,386	25,021	22,949	(2,072)			600	2,400	12,037			12,037
B	Lagos De Hielo USA Total			10	-	09/30/19	12/02/19	Jul-20	25,471	34,386	25,021	22,949	(2,072)			600	2,400	12,037			12,037
B	Patterson Heavy Haul	Y	Patterson Heavy Haul	3	-	01/08/20	01/22/20	Jul-20	48,129	64,975	45,129	55,303	10,174		2,325	8,200	11,996			11,996	
B	Patterson Heavy Haul Total			3	-	01/08/20	01/22/20	Jul-20	48,129	64,975	45,129	55,303	10,174		2,325	8,200	11,996			11,996	
B	Pro Insurance Services	N	Pro Insurance Services	8	-	01/04/19	03/29/19	Jul-20	116,201	143,503	75,845	94,941	19,096		38,321	1,725	8,200	11,966			11,966
B	Pro Insurance Services Total			8	-	01/04/19	03/29/19	Jul-20	116,201	143,503	75,845	94,941	19,096		38,321	1,725	8,200	11,966			11,966
B	Stanzione and Tovar	N	Stanzione and Tovar	7	-	11/21/19	12/31/19	Feb-20	40,407	56,166	39,608	57,261	17,653				(1,096)			(1,096)	
B	Stanzione and Tovar	Y	Stanzione and Tovar	8	-	01/08/20	02/26/20	Jul-20	19,450	27,036	19,450	14,302	(5,148)			300	1,700	13,033			13,033
B	Stanzione and Tovar Total			15	-	11/21/19	02/26/20	Jul-20	59,857	83,201	59,058	71,564	12,506			300	1,700	11,938			11,938
B	Linscott Trucking	N	Linscott Trucking	2	-	12/19/19	12/26/19	Mar-20	12,754	17,728	11,604	12,823	6,219					(94)			(94)
B	Linscott Trucking	Y	Linscott Trucking	11	-	01/02/20	03/05/20	Jul-20	36,043	48,100	36,008	36,185	176			8,159	11,916			11,916	
B	Linscott Trucking Total			13	-	12/19/19	03/05/20	Jul-20	48,798	65,829	47,613	54,008	6,395			8,159	11,821			11,821	
B	Famous International	N	Famous International	10	-	11/04/19	12/30/19	Jul-20	33,040	45,025	32,505	38,531	6,026		975	4,100	7,469			7,469	

Securities and Exchange Commission, Plaintiff,
 v.
 Complete Business Solutions Group, Inc. d/b/a Par Funding et al., Defendants.
 CASE NO. 9:20-cv-81205
 UNITED STATES DISTRICT COURT
 SOUTHERN DISTRICT OF FLORIDA

Category B - Detail of CBSG MCA Suites Activity for the period from 2012 through July 27, 2020

Source: MCA Suites

Category (Note 1)	Merchant Grouping (Note 11)	Funded After 01/01/20	Merchant Name (Note 8)	Total # of Deals (Note 2)	Deals with Reload (Note 3)	First Funding Date (Note 12)	Last Funding Date (Note 12)	Month of Last Payment (Note 13)	Total Advances and Repayments			Cash Advances and Repayments per MCA Suites			Transactional Data per MCA Suites			A/R Balance		
									A	B	C	D	E = D-C	F	G	H	I	J	K	L = J+K
									Advance Amount (Note 4)	Payback (Note 5)	Net Cash Advanced (Note 6)	Total Cash Repayments (Note 7)	Net Cash Surplus (Deficit)	Total Reload (Note 9)	Total Write-off (Note 8)	Total Fee (Note 8)	Total Collections 06/2020-07/27/2020 (Note 7)	Active A/R	Default A/R	Total A/R
B	Famous International	Y	Famous International	1	-	01/08/20	01/08/20	Jan-00	3,004	4,176	3,004		(3,004)					4,176		4,176
B	Famous International Total			11	-	11/04/19	01/08/20	Jul-20	36,044	49,201	35,509	38,531	3,022		975		4,100	11,645		11,645
B	D Cellphone Accessories	Y	D Cellphone Accessories	2	-	01/09/20	07/14/20	Jul-20	20,000	26,900	19,700	15,644	(4,056)		300		5,142	11,556		11,556
B	D Cellphone Accessories Total			2	-	01/09/20	07/14/20	Jul-20	20,000	26,900	19,700	15,644	(4,056)		300		5,142	11,556		11,556
B	TurnCall LLC	Y	TurnCall LLC	3	-	01/30/20	02/13/20	Jul-20	10,642	14,366	9,898	3,421	(6,477)		600		125	11,545		11,545
B	TurnCall LLC Total			3	-	01/30/20	02/13/20	Jul-20	10,642	14,366	9,898	3,421	(6,477)		600		125	11,545		11,545
B	Hong Xuan Hoang (Regal Nails)	Y	Hong Xuan Hoang (Regal Nails)	6	-	02/14/20	03/13/20	Jul-20	28,015	37,020	26,980	26,130	(850)		579	1,200	8,500	11,511		11,511
B	Hong Xuan Hoang (Regal Nails) Total			6	-	02/14/20	03/13/20	Jul-20	28,015	37,020	26,980	26,130	(850)		579	1,200	8,500	11,511		11,511
B	Union Square Lock and Safe	Y	Union Square Lock and Safe	4	-	05/19/20	07/21/20	Jul-20	13,154	17,834	12,330	6,356	(5,974)				5,711	11,478		11,478
B	Union Square Lock and Safe Total			4	-	05/19/20	07/21/20	Jul-20	13,154	17,834	12,330	6,356	(5,974)				5,711	11,478		11,478
B	Raouf A Kayalen MD Pro Medical Corp	Y	Raouf A Kayalen MD Pro Medical Corp	1	-	03/05/20	03/05/20	Jul-20	25,000	33,750	24,000	22,641	(1,359)		300		5,766	11,409		11,409
B	Raouf A Kayalen MD Pro Medical Corp Total			1	-	03/05/20	03/05/20	Jul-20	25,000	33,750	24,000	22,641	(1,359)		300		5,766	11,409		11,409
B	Gad Laundry	N	Gad Laundry	4	-	12/13/19	12/27/19	Jun-20	78,858	100,958	78,828	103,416	29,588		350		2,550	(2,108)		(2,108)
B	Gad Laundry	Y	Gad Laundry	6	-	01/03/20	02/07/20	Jul-20	57,716	77,916	57,716	65,017	7,302		600		10,000	13,499		13,499
B	Gad Laundry Total			10	-	12/13/19	02/07/20	Jul-20	136,574	178,875	136,544	168,433	36,890		950		12,550	13,399		13,399
B	Jaycon LLC	Y	Jaycon LLC	36	-	03/11/20	05/15/20	Jul-20	45,000	58,350	43,965	47,009	3,044				14,945	11,341		11,341
B	Jaycon LLC Total			36	-	03/11/20	05/15/20	Jul-20	45,000	58,350	43,965	47,009	3,044				14,945	11,341		11,341
B	Surplus Shield	Y	Virginville Lens Company	3	-	03/06/20	03/20/20	Mar-20	13,331	17,997	12,331	6,968	(5,363)		300			11,329		11,329
B	Surplus Shield Total			3	-	03/06/20	03/20/20	Mar-20	13,331	17,997	12,331	6,968	(5,363)		300			11,329		11,329
B	Distributed Power	N	Distributed Power	1	-	10/10/19	10/10/19	Jan-20	50,000	62,000	49,965	62,000	12,035							
B	Distributed Power	Y	Distributed Power	2	-	02/04/20	06/09/20	Jul-20	75,000	90,500	74,900	79,302	4,372		75		19,727	11,273		11,273
B	Distributed Power Total			3	-	10/10/19	06/09/20	Jul-20	125,000	152,500	124,865	141,302	16,407		75		19,727	11,273		11,273
B	Westhill Risk Management	N	Westhill Risk Management	1	-	09/25/19	09/25/19	Jan-20	5,000	6,950	5,000	7,100	2,100		150					
B	Westhill Risk Management	Y	Westhill Risk Management	1	-	07/02/20	07/02/20	Jul-20	10,000	12,900	10,000	1,720	(8,280)		75		1,720	11,255		11,255
B	Westhill Risk Management Total			2	-	09/25/19	07/02/20	Jul-20	15,000	19,850	15,000	8,820	(6,180)		225		1,720	11,255		11,255
B	TGH USA	N	TGH USA	1	-	11/29/19	11/29/19	Jul-20	20,000	26,800	19,400	24,625	5,225				820	2,175		2,175
B	TGH USA	Y	TGH USA	1	-	02/21/20	02/21/20	Jul-20	15,000	17,850	14,965	8,943	(6,022)				1,390	8,907		8,907
B	TGH USA Total			2	-	11/29/19	02/21/20	Jul-20	35,000	44,650	34,365	33,568	(797)				2,210	11,082		11,082
B	Five Star Floors	N	Five Star Floors	12	-	03/08/19	05/31/19	Jul-20	140,000	196,000	137,900	194,780	56,880			9,850	10,500	11,070		11,070
B	Five Star Floors Total			12	-	03/08/19	05/31/19	Jul-20	140,000	196,000	137,900	194,780	56,880		9,850		10,500	11,070		11,070
B	Nex Internationa	N	Nex Internationa	1	-	11/27/19	11/27/19	Mar-20	75,000	90,750	74,965	90,750	15,785							
B	Nex Internationa	Y	Nex Internationa	1	-	05/12/20	05/12/20	Jul-20	40,000	48,400	39,965	37,337	(2,628)				28,349	11,063		11,063
B	Nex Internationa Total			2	-	11/27/19	05/12/20	Jul-20	115,000	139,150	114,930	128,087	13,157				28,349	11,063		11,063
B	Alien Invasion T Shirts and More	N	Alien Invasion T Shirts and More	10	-	11/05/19	12/31/19	Jul-20	28,913	39,439	28,128	47,222	19,094		225		6,800	(7,558)		(7,558)
B	Alien Invasion T Shirts and More	Y	Alien Invasion T Shirts and More	11	-	01/07/20	03/17/20	Jun-20	18,687	25,975	18,687	7,356	(11,331)				895	18,619		18,619
B	Alien Invasion T Shirts and More Total			21	-	11/05/19	03/17/20	Jul-20	47,600	65,414	46,815	54,578	7,763		225		7,695	11,061		11,061
B	Yardboys and Yardgirls	Y	Yardboys and Yardgirls	4	-	01/10/20	01/31/20	Jul-20	14,613	19,727	14,113	9,519	(4,594)		825		3,675	11,033		11,033
B	Yardboys and Yardgirls Total			4	-	01/10/20	01/31/20	Jul-20	14,613	19,727	14,113	9,519	(4,594)		825		3,675	11,033		11,033
B	Estlys Day Care	Y	Estlys Day Care	4	-	02/27/20	03/19/20	Jul-20	16,001	22,402	15,001	11,574	(3,427)		200		325	11,028		11,028
B	Estlys Day Care Total			4	-	02/27/20	03/19/20	Jul-20	16,001	22,402	15,001	11,574	(3,427)		200		325	11,028		11,028
B	Tac Karate and Fitness	Y	Tac Karate and Fitness	9	-	01/21/20	03/17/20	Jul-20	15,100	21,895	15,100	10,896	(4,205)				660	11,000		11,000
B	Tac Karate and Fitness Total			9	-	01/21/20	03/17/20	Jul-20	15,100	21,895	15,100	10,896	(4,205)				660	11,000		11,000
B	Truwaste Solutions	N	Truwaste Solutions	1	-	12/31/19	12/31/19	May-20	15,000	19,950	14,550	19,950	5,400							
B	Truwaste Solutions	Y	Truwaste Solutions	1	-	05/27/20	05/27/20	Jul-20	15,000	19,500	15,000	8,580	(6,420)				7,995	10,920		10,920
B	Truwaste Solutions Total			2	-	12/31/19	05/27/20	Jul-20	30,000	39,450	29,550	28,530	(1,020)				7,995	10,920		10,920
B	Black Rhino Custom Exteriors	Y	Black Rhino Custom Exteriors	8	-	01/03/20	02/21/20	Jul-20	35,369	47,748	34,369	37,220	2,852		375		10,250	10,903		10,903
B	Black Rhino Custom Exteriors Total			8	-	01/03/20	02/21/20	Jul-20	35,369	47,748	34,369	37,220	2,852		375		10,250	10,903		10,903
B	Con Logix LLC	Y	Con Logix LLC	2	-	07/17/20	07/23/20	Jul-20	9,441	13,123	8,442	2,269	(6,173)				2,269	10,854		10,854
B	Con Logix LLC Total			2	-	07/17/20	07/23/20	Jul-20	9,441	13,123	8,442	2,269	(6,173)				2,269	10,854		10,854
B	Solene Boutique	N	Solene Boutique	2	-	05/02/19	06/07/19	Jul-20	23,000	31,060	10,572	20,518	9,946			300	375	10,842		10,842

Securities and Exchange Commission, Plaintiff,
 v.
 Complete Business Solutions Group, Inc. d/b/a Par Funding et al., Defendants.
 CASE NO. 9:20-cv-81205
 UNITED STATES DISTRICT COURT
 SOUTHERN DISTRICT OF FLORIDA

Category B - Detail of CBSG MCA Suites Activity for the period from 2012 through July 27, 2020

Source: MCA Suites

Category (Note 1)	Merchant Grouping (Note 11)	Funded After 01/01/20	Merchant Name (Note 8)	Total # of Deals (Note 2)	Deals with Reload (Note 3)	First Funding Date (Note 12)	Last Funding Date (Note 12)	Month of Last Payment (Note 13)	Total Advances and Repayments			Cash Advances and Repayments per MCA Suites			Transactional Data per MCA Suites			A/R Balance		
									A	B	C	D	E = D-C	F	G	H	I	J	K	L = J+K
									Advance Amount (Note 4)	Payback (Note 5)	Net Cash Advanced (Note 6)	Total Cash Repayments (Note 7)	Net Cash Surplus (Deficit)	Total Reload (Note 9)	Total Write-off (Note 8)	Total Fee (Note 8)	Total Collections 06/2020-07/27/2020 (Note 7)	Active A/R	Default A/R	Total A/R
B	Flat Iron (Keen Innovations) Total			2	-	12/19/19	07/20/20	Jul-20	22,000	28,940	21,640	16,330	(5,310)		2,525	625	1,190	10,710		10,710
B	Falah H Al Tamimi (Family Market)	N	Falah H Al Tamimi (Family Market)	1	-	12/12/19	12/12/19	Apr-20	12,000	17,040	11,580	17,340	5,760			300		-		-
B	Falah H Al Tamimi (Family Market)	Y	Falah H Al Tamimi (Family Market)	1	-	06/09/20	06/09/20	Jul-20	12,000	17,400	11,400	6,767	(4,633)				6,767	10,633		10,633
B	Falah H Al Tamimi (Family Market) Total			2	-	12/12/19	06/09/20	Jul-20	24,000	34,440	22,980	24,107	1,127			300	6,767	10,633		10,633
B	Magic Handyman and Lawn Service	Y	Magic Handyman and Lawn Service	1	-	06/03/20	06/03/20	Jul-20	12,000	17,400	11,400	6,786	(4,614)				6,786	10,614		10,614
B	Magic Handyman and Lawn Service Total			1	-	06/03/20	06/03/20	Jul-20	12,000	17,400	11,400	6,786	(4,614)				6,786	10,614		10,614
B	Bellas Auto and Glass Repair	Y	Bellas Auto and Glass Repair	6	-	06/29/20	07/24/20	Jul-20	12,632	16,808	12,522	6,234	(6,288)				6,234	10,574		10,574
B	Bellas Auto and Glass Repair Total			6	-	06/29/20	07/24/20	Jul-20	12,632	16,808	12,522	6,234	(6,288)				6,234	10,574		10,574
B	First Class Transport	Y	First Class Transport	3	-	07/10/20	07/23/20	Jul-20	10,558	14,675	9,659	4,232	(5,426)				4,232	10,443		10,443
B	First Class Transport Total			3	-	07/10/20	07/23/20	Jul-20	10,558	14,675	9,659	4,232	(5,426)				4,232	10,443		10,443
B	CDZ Tile and Stone	Y	CDZ Tile and Stone	2	-	07/20/20	07/24/20	Jul-20	10,700	14,873	8,701	4,494	(4,207)				4,494	10,379		10,379
B	CDZ Tile and Stone Total			2	-	07/20/20	07/24/20	Jul-20	10,700	14,873	8,701	4,494	(4,207)				4,494	10,379		10,379
B	Lopez Construction Enterprises	Y	Lopez Construction Enterprises	2	-	02/27/20	07/02/20	Jul-20	12,500	16,325	12,400	6,080	(6,320)			75	2,580	10,320		10,320
B	Lopez Construction Enterprises Total			2	-	02/27/20	07/02/20	Jul-20	12,500	16,325	12,400	6,080	(6,320)			75	2,580	10,320		10,320
B	MMH Logistics	Y	MMH Logistics LLC	3	-	07/20/20	07/24/20	Jul-20	9,586	12,574	9,211	2,305	(6,906)				2,305	10,269		10,269
B	MMH Logistics Total			3	-	07/20/20	07/24/20	Jul-20	9,586	12,574	9,211	2,305	(6,906)				2,305	10,269		10,269
B	Commercial Glazing Services	Y	Commercial Glazing Services	4	-	01/10/20	01/24/20	Jul-20	25,943	34,253	25,608	24,386	(1,222)			400	6,400	10,267		10,267
B	Commercial Glazing Services Total			4	-	01/10/20	01/24/20	Jul-20	25,943	34,253	25,608	24,386	(1,222)			400	6,400	10,267		10,267
B	KNR Developers	Y	KNR Developers Inc	2	-	07/23/20	07/23/20	Jul-20	8,984	11,737	7,735	1,482	(6,253)				1,482	10,255		10,255
B	KNR Developers Total			2	-	07/23/20	07/23/20	Jul-20	8,984	11,737	7,735	1,482	(6,253)				1,482	10,255		10,255
B	I57 Group Auto Sales	N	I57 Group Auto Sales	2	-	11/08/19	12/17/19	Jul-20	27,000	36,030	26,490	26,336	(154)			550	925	10,244		10,244
B	I57 Group Auto Sales Total			2	-	11/08/19	12/17/19	Jul-20	27,000	36,030	26,490	26,336	(154)			550	925	10,244		10,244
B	Donny Construction	N	Donny Construction	4	-	07/11/19	07/25/19	Jun-20	14,485	18,785	13,950	8,919	(5,031)			300	150	10,166		10,166
B	Donny Construction Total			4	-	07/11/19	07/25/19	Jun-20	14,485	18,785	13,950	8,919	(5,031)			300	150	10,166		10,166
B	Advis Marketing Group	N	Advis Marketing Group	13	-	06/28/19	11/13/19	Jul-20	70,681	95,720	57,034	73,277	16,243		13,077	775	6,300	10,140		10,140
B	Advis Marketing Group Total			13	-	06/28/19	11/13/19	Jul-20	70,681	95,720	57,034	73,277	16,243		13,077	775	6,300	10,140		10,140
B	Sunset Ryders	N	Sunset Ryders	4	-	08/09/19	08/30/19	Jul-20	12,520	16,902	12,426	9,210	(3,216)			2,400	250	10,092		10,092
B	Sunset Ryders Total			4	-	08/09/19	08/30/19	Jul-20	12,520	16,902	12,426	9,210	(3,216)			2,400	250	10,092		10,092
B	Treasure Coast Pest Control	Y	Treasure Coast Pest Control	7	-	01/28/20	03/10/20	Jul-20	22,107	30,949	21,357	21,372	16			375	4,920	9,952		9,952
B	Treasure Coast Pest Control Total			7	-	01/28/20	03/10/20	Jul-20	22,107	30,949	21,357	21,372	16			375	4,920	9,952		9,952
B	Choice City Home Improvement	N	Choice City Home Improvement	7	-	11/20/19	12/31/19	Feb-20	35,017	48,673	33,017	50,956	17,939			75		(2,207)		(2,207)
B	Choice City Home Improvement	Y	Choice City Home Improvement	12	-	01/08/20	03/18/20	Jul-20	44,198	58,035	44,163	46,034	1,871			75	10,250	12,076		12,076
B	Choice City Home Improvement Total			19	-	11/20/19	03/18/20	Jul-20	79,215	106,708	77,180	96,990	19,810			150	10,250	9,869		9,869
B	Threatt Plumbing	N	Threatt Plumbing	12	-	12/07/18	02/22/19	Jul-20	26,883	37,636	26,396	28,858	2,462			1,025	140	9,803		9,803
B	Threatt Plumbing Total			12	-	12/07/18	02/22/19	Jul-20	26,883	37,636	26,396	28,858	2,462			1,025	140	9,803		9,803
B	Amber Waves Harvesting	Y	Amber Waves Harvesting	2	-	02/19/20	05/21/20	Jul-20	45,000	53,550	44,965	43,775	(1,190)				17,425	9,775		9,775
B	Amber Waves Harvesting Total			2	-	02/19/20	05/21/20	Jul-20	45,000	53,550	44,965	43,775	(1,190)				17,425	9,775		9,775
B	K and M Jackson Enterprises	N	K and M Jackson Enterprises	2	-	09/30/19	11/26/19	Jan-20	12,000	15,430	11,815	13,673	1,858		2,232	475		-		-
B	K and M Jackson Enterprises	Y	K and M Jackson Enterprises	1	-	02/25/20	02/25/20	Jul-20	10,000	14,000	9,600	4,769	(4,831)			500	1,617	9,731		9,731
B	K and M Jackson Enterprises Total			3	-	09/30/19	02/25/20	Jul-20	22,000	29,430	21,415	18,442	(2,973)		2,232	975	1,617	9,731		9,731
B	Jch Property Preservation	N	Jch Property Preservation	24	-	11/28/17	07/30/18	Jul-20	352,800	523,930	350,775	516,919	166,145			2,625	10,250	9,635		9,635
B	Jch Property Preservation Total			24	-	11/28/17	07/30/18	Jul-20	352,800	523,930	350,775	516,919	166,145			2,625	10,250	9,635		9,635
B	Hopebuilt LLC	Y	Hopebuilt LLC	2	-	03/13/20	03/20/20	Jul-20	19,527	26,361	17,327	17,039	(287)			300	4,100	9,621		9,621
B	Hopebuilt LLC Total			2	-	03/13/20	03/20/20	Jul-20	19,527	26,361	17,327	17,039	(287)			300	4,100	9,621		9,621
B	Lanneau Hauling	Y	Lanneau Hauling	5	-	03/05/20	03/26/20	Jul-20	28,824	37,313	27,789	28,195	406			400	11,368	9,517		9,517

Securities and Exchange Commission, Plaintiff,
 v.
 Complete Business Solutions Group, Inc. d/b/a Par Funding et al., Defendants.
 CASE NO. 9:20-cv-81205
 UNITED STATES DISTRICT COURT
 SOUTHERN DISTRICT OF FLORIDA

Category B - Detail of CBSG MCA Suites Activity for the period from 2012 through July 27, 2020

Source: MCA Suites

Category (Note 1)	Merchant Grouping (Note 11)	Funded After 01/01/20	Merchant Name (Note 8)	Total # of Deals (Note 2)	Deals with Reload (Note 3)	First Funding Date (Note 12)	Last Funding Date (Note 12)	Month of Last Payment (Note 13)	Total Advances and Repayments			Cash Advances and Repayments per MCA Suites			Transactional Data per MCA Suites			A/R Balance		
									A	B	C	D	E = D-C	F	G	H	I	J	K	L = J+K
									Advance Amount (Note 4)	Payback (Note 5)	Net Cash Advanced (Note 6)	Total Cash Repayments (Note 7)	Net Cash Surplus (Deficit)	Total Reload (Note 9)	Total Write-off (Note 8)	Total Fee (Note 8)	Total Collections 06/2020-07/27/2020 (Note 7)	Active A/R	Default A/R	Total A/R
B	Lanneau Hauling Total			5	-	03/05/20	03/26/20	Jul-20	28,824	37,313	27,789	28,195	406			400	11,368	9,517		9,517
B	Law Office of Neal S Zaslavsky	Y	Law Office of Neal S Zaslavsky	9	-	03/02/20	03/27/20	Jul-20	20,599	27,369	19,564	18,661	(903)			800	2,838	9,508		9,508
B	Law Office of Neal S Zaslavsky Total			9	-	03/02/20	03/27/20	Jul-20	20,599	27,369	19,564	18,661	(903)			800	2,838	9,508		9,508
B	Sandidge Pallet Service	Y	Sandidge Pallet Service	4	-	03/06/20	03/27/20	Jul-20	15,331	20,697	14,581	11,248	(3,333)				4,100	9,449		9,449
B	Sandidge Pallet Service Total			4	-	03/06/20	03/27/20	Jul-20	15,331	20,697	14,581	11,248	(3,333)				4,100	9,449		9,449
B	MT Spa	N	MT Spa	9	-	11/06/19	12/31/19	Jul-20	33,311	44,970	32,911	41,547	8,636		2,375		800	5,798		5,798
B	MT Spa	Y	MT Spa	2	-	01/08/20	01/15/20	Jan-20	2,689	3,630	2,689	2,689	(2,689)					3,630		3,630
B	MT Spa Total			11	-	11/06/19	01/15/20	Jul-20	36,000	48,600	35,600	41,547	5,947		2,375		800	9,428		9,428
B	Salce Network Solutions	Y	Salce Network Solutions	4	-	07/03/20	07/23/20	Jul-20	9,447	13,132	9,247	3,720	(5,527)				3,720	9,411		9,411
B	Salce Network Solutions Total			4	-	07/03/20	07/23/20	Jul-20	9,447	13,132	9,247	3,720	(5,527)				3,720	9,411		9,411
B	Texas Custom Garage Doors	Y	Texas Custom Garage Doors	6	-	02/14/20	03/20/20	Jul-20	10,246	14,344	9,746	6,752	(2,994)			1,750	750	9,343		9,343
B	Texas Custom Garage Doors Total			6	-	02/14/20	03/20/20	Jul-20	10,246	14,344	9,746	6,752	(2,994)			1,750	750	9,343		9,343
B	New Horizons DayCare	Y	New Horizons DayCare	6	-	01/15/20	03/19/20	Jul-20	21,015	29,521	20,365	20,197	(168)				4,140	9,324		9,324
B	New Horizons DayCare Total			6	-	01/15/20	03/19/20	Jul-20	21,015	29,521	20,365	20,197	(168)				4,140	9,324		9,324
B	Southern Smokehouse	Y	Southern Smokehouse	5	-	03/03/20	03/25/20	Jul-20	26,469	38,380	25,469	29,547	4,078			375	8,159	9,208		9,208
B	Southern Smokehouse Total			5	-	03/03/20	03/25/20	Jul-20	26,469	38,380	25,469	29,547	4,078			375	8,159	9,208		9,208
B	Quality Over Quantity	N	Quality Over Quantity	2	-	09/12/19	12/09/19	Jul-20	30,000	37,200	29,930	28,300	(1,630)			300	300	9,200		9,200
B	Quality Over Quantity Total			2	-	09/12/19	12/09/19	Jul-20	30,000	37,200	29,930	28,300	(1,630)			300	300	9,200		9,200
B	Lightning Painting	Y	Lightning Painting	4	-	03/06/20	03/20/20	Jul-20	14,561	19,239	13,531	11,619	(1,912)			1,575	4,100	9,195		9,195
B	Lightning Painting Total			4	-	03/06/20	03/20/20	Jul-20	14,561	19,239	13,531	11,619	(1,912)			1,575	4,100	9,195		9,195
B	Vinces Diesel Service	Y	Vinces Diesel Service LLC	3	-	07/14/20	07/27/20	Jul-20	7,599	10,562	7,100	1,384	(5,716)				1,384	9,178		9,178
B	Vinces Diesel Service Total			3	-	07/14/20	07/27/20	Jul-20	7,599	10,562	7,100	1,384	(5,716)				1,384	9,178		9,178
B	Curtis Durham (Durham Construction)	N	Curtis Durham (Durham Construction)	3	-	07/13/18	07/27/18	Jul-20	23,123	34,685	23,123	29,540	6,417			4,025	200	9,170		9,170
B	Curtis Durham (Durham Construction) Total			3	-	07/13/18	07/27/18	Jul-20	23,123	34,685	23,123	29,540	6,417			4,025	200	9,170		9,170
B	Professional Plumbing Services	Y	Professional Plumbing Services	5	-	03/10/20	03/26/20	Jul-20	28,722	36,375	27,687	27,610	(77)			400	8,454	9,165		9,165
B	Professional Plumbing Services Total			5	-	03/10/20	03/26/20	Jul-20	28,722	36,375	27,687	27,610	(77)			400	8,454	9,165		9,165
B	Katie Abraham	N	Katie Abraham	8	-	11/08/18	12/27/18	Mar-19	16,478	23,069	15,979	25,089	9,111			2,021		0		0
B	Katie Abraham	Y	Katie Abraham	1	-	07/10/20	07/10/20	Jul-20	7,500	10,125	7,500	1,350	(6,150)			375	1,350	9,150		9,150
B	Katie Abraham Total			9	-	11/08/18	07/10/20	Jul-20	23,978	33,194	23,479	26,439	2,961			2,396	1,350	9,150		9,150
B	YL and Daughter	Y	YL and Daughter	5	-	02/05/20	02/26/20	Jul-20	69,525	89,059	67,990	80,372	12,382			300	4,212	8,987		8,987
B	YL and Daughter Total			5	-	02/05/20	02/26/20	Jul-20	69,525	89,059	67,990	80,372	12,382			300	4,212	8,987		8,987
B	B Boy Productions	N	B Boy Productions	11	-	05/16/19	07/25/19	Jul-19	25,310	34,169	25,240	34,169	8,929					0		0
B	B Boy Productions	Y	B Boy Productions	1	-	02/06/20	02/06/20	Jul-20	15,000	21,300	14,550	12,398	(2,152)				2,025	8,902		8,902
B	B Boy Productions Total			12	-	05/16/19	02/06/20	Jul-20	40,310	55,469	39,790	46,567	6,777				2,025	8,902		8,902
B	Senor Fiesta	Y	Senor Fiesta	4	-	02/28/20	03/23/20	Jul-20	31,277	42,223	29,277	33,372	4,095				8,610	8,851		8,851
B	Senor Fiesta Total			4	-	02/28/20	03/23/20	Jul-20	31,277	42,223	29,277	33,372	4,095				8,610	8,851		8,851
B	Premier Concrete Construction	Y	Premier Concrete Construction	5	-	06/25/20	07/23/20	Jul-20	10,717	14,682	10,467	5,916	(4,551)				5,916	8,766		8,766
B	Premier Concrete Construction Total			5	-	06/25/20	07/23/20	Jul-20	10,717	14,682	10,467	5,916	(4,551)				5,916	8,766		8,766
B	Instant Karma	N	Instant Karma	2	-	03/29/19	06/05/19	Nov-19	23,305	29,361	18,310	21,030	2,720			400		8,731		8,731
B	Instant Karma Total			2	-	03/29/19	06/05/19	Nov-19	23,305	29,361	18,310	21,030	2,720			400		8,731		8,731
B	ESG Framing and Carpentry	N	ESG Framing and Carpentry	11	-	10/21/19	12/30/19	Apr-20	31,896	44,336	31,496	47,705	16,209			150		(3,219)		(3,219)
B	ESG Framing and Carpentry	Y	ESG Framing and Carpentry	7	-	01/06/20	02/18/20	Jul-20	13,555	18,841	13,555	6,972	(6,583)			75	4,100	11,944		11,944
B	ESG Framing and Carpentry Total			18	-	10/21/19	02/18/20	Jul-20	45,451	63,176	45,051	54,677	9,626			225	4,100	8,725		8,725
B	Asian Kitchen Yang Chen	Y	Asian Kitchen Yang Chen	1	-	06/02/20	06/02/20	Jul-20	12,000	15,600	12,000	6,933	(5,067)				6,933	8,667		8,667
B	Asian Kitchen Yang Chen Total			1	-	06/02/20	06/02/20	Jul-20	12,000	15,600	12,000	6,933	(5,067)				6,933	8,667		8,667
B	Mogough Enterprise	N	Mogough Enterprise	2	-	08/02/19	12/04/19	Jul-20	14,000	18,970	13,790	19,045	5,255			75	1,179	-		-
B	Mogough Enterprise	Y	Mogough Enterprise	1	-	07/09/20	07/09/20	Jul-20	7,500	9,900	7,500	1,287	(6,213)				1,287	8,613		8,613

Securities and Exchange Commission, Plaintiff,
 v.
 Complete Business Solutions Group, Inc. d/b/a Par Funding et al., Defendants.
 CASE NO. 9:20-cv-81205
 UNITED STATES DISTRICT COURT
 SOUTHERN DISTRICT OF FLORIDA

Category B - Detail of CBSG MCA Suites Activity for the period from 2012 through July 27, 2020

Source: MCA Suites

Category (Note 1)	Merchant Grouping (Note 11)	Funded After 01/01/20	Merchant Name (Note 8)	Total # of Deals (Note 2)	Deals with Reload (Note 3)	First Funding Date (Note 12)	Last Funding Date (Note 12)	Month of Last Payment (Note 13)	Total Advances and Repayments			Cash Advances and Repayments per MCA Suites			Transactional Data per MCA Suites			A/R Balance		
									A	B	C	D	E = D-C	F	G	H	I	J	K	L = J+K
									Advance Amount (Note 4)	Payback (Note 5)	Net Cash Advanced (Note 6)	Total Cash Repayments (Note 7)	Net Cash Surplus (Deficit)	Total Reload (Note 9)	Total Write-off (Note 8)	Total Fee (Note 8)	Total Collections 06/20/20-07/27/2020 (Note 7)	Active A/R	Default A/R	Total A/R
B	Mcgough Enterprise Total			3	-	08/02/19	07/09/20	Jul-20	21,500	28,870	21,290	20,332	(958)			75	2,466	8,613		8,613
B	Buffalo Works	N	Buffalo Works	21	-	05/08/18	04/22/19	Feb-20	185,000	259,600	161,316	240,246	78,930		20,654	1,300				-
B	Buffalo Works	Y	Buffalo Works	1	-	06/25/20	06/25/20	Jul-20	10,000	12,000	10,000	3,771	(6,229)			75	3,771			8,304
B	Buffalo Works Total			22	-	05/08/18	06/25/20	Jul-20	195,000	271,600	171,316	244,017	72,702		20,654	1,375	3,771		8,304	8,304
B	Don W Traywick (TCFG Wealth Management)	Y	Don W Traywick (TCFG Wealth Management)	2	-	02/04/20	07/27/20	Jul-20	10,000	14,000	9,880	6,337	(3,543)			625	1,945		8,288	8,288
B	Don W Traywick (TCFG Wealth Management) Total			2	-	02/04/20	07/27/20	Jul-20	10,000	14,000	9,880	6,337	(3,543)			625	1,945		8,288	8,288
B	Third Eye Staff And Search	N	Third Eye Staff And Search	4	-	06/13/18	06/13/18	Jul-20	31,985	44,103	31,950	40,002	8,052			4,100	700		8,200	8,200
B	Third Eye Staff And Search Total			4	-	06/13/18	06/13/18	Jul-20	31,985	44,103	31,950	40,002	8,052			4,100	700		8,200	8,200
B	AJs Tree Service	N	AJs Tree Service	13	-	06/20/19	09/09/19	Jul-20	34,000	44,800	33,965	41,284	7,319			4,650	988		8,166	8,166
B	AJs Tree Service Total			13	-	06/20/19	09/09/19	Jul-20	34,000	44,800	33,965	41,284	7,319			4,650	988		8,166	8,166
B	Covenant Care Rentals	N	Covenant Care Rentals	2	-	03/04/19	11/25/19	Jul-20	35,000	48,200	33,950	40,430	6,480			375	2,050		8,145	8,145
B	Covenant Care Rentals Total			2	-	03/04/19	11/25/19	Jul-20	35,000	48,200	33,950	40,430	6,480			375	2,050		8,145	8,145
B	State Document Services	N	State Document Services	2	-	03/08/19	04/08/19	Jul-20	24,000	32,890	23,455	25,931	2,476			1,050	1,200		8,009	8,009
B	State Document Services Total			2	-	03/08/19	04/08/19	Jul-20	24,000	32,890	23,455	25,931	2,476			1,050	1,200		8,009	8,009
B	Little Brass Cafe Express	Y	Little Brass Cafe Express	8	-	02/06/20	03/19/20	Jul-20	25,830	34,320	25,395	26,319	924				5,025		8,002	8,002
B	Little Brass Cafe Express Total			8	-	02/06/20	03/19/20	Jul-20	25,830	34,320	25,395	26,319	924				5,025		8,002	8,002
B	Keenkut Landscaping	N	Keenkut Landscaping	6	-	05/22/18	07/24/19	Oct-19	55,000	72,250	53,495	72,250	18,755						-	-
B	Keenkut Landscaping	Y	Keenkut Landscaping	1	-	05/27/20	05/27/20	Jul-20	10,000	14,200	9,750	6,248	(3,502)				5,822	7,952		7,952
B	Keenkut Landscaping Total			7	-	05/22/18	05/27/20	Jul-20	65,000	86,450	63,245	78,498	15,253				5,822	7,952		7,952
B	Heritage Fund Realty	Y	Heritage Fund Realty	6	-	02/10/20	03/16/20	Jul-20	38,009	51,312	37,009	43,917	6,908			525	8,275		7,920	7,920
B	Heritage Fund Realty Total			6	-	02/10/20	03/16/20	Jul-20	38,009	51,312	37,009	43,917	6,908			525	8,275		7,920	7,920
B	Taste of Kerala	Y	Taste of Kerala	2	-	02/19/20	02/26/20	Jul-20	21,105	28,914	18,110	25,392	7,282			4,375	3,075		7,897	7,897
B	Taste of Kerala Total			2	-	02/19/20	02/26/20	Jul-20	21,105	28,914	18,110	25,392	7,282			4,375	3,075		7,897	7,897
B	Total Handy Services	Y	Total Handy Services	2	-	01/13/20	06/26/20	Jul-20	25,000	30,100	24,930	22,247	(2,683)				4,547	7,853		7,853
B	Total Handy Services Total			2	-	01/13/20	06/26/20	Jul-20	25,000	30,100	24,930	22,247	(2,683)				4,547	7,853		7,853
B	John Reilly Physical Therapy	Y	John Reilly Physical Therapy	4	-	02/19/20	03/11/20	Jul-20	8,322	11,650	8,172	4,269	(3,902)			450	950		7,831	7,831
B	John Reilly Physical Therapy Total			4	-	02/19/20	03/11/20	Jul-20	8,322	11,650	8,172	4,269	(3,902)			450	950		7,831	7,831
B	Culinerdy Kitchen Eg	Y	Culinerdy Kitchen Eg	3	-	02/24/20	03/09/20	Jul-20	7,852	10,600	7,302	4,710	(2,592)			1,800	1,151		7,690	7,690
B	Culinerdy Kitchen Eg Total			3	-	02/24/20	03/09/20	Jul-20	7,852	10,600	7,302	4,710	(2,592)			1,800	1,151		7,690	7,690
B	Huff Oil	Y	Huff Oil	4	-	07/07/20	07/27/20	Jul-20	6,948	9,658	6,448	2,335	(4,113)				2,335		7,323	7,323
B	Huff Oil Total			4	-	07/07/20	07/27/20	Jul-20	6,948	9,658	6,448	2,335	(4,113)				2,335		7,323	7,323
B	Seventeen Thirty Corp	Y	Seventeen Thirty Corp	2	-	03/04/20	03/11/20	Jul-20	11,899	16,064	11,399	9,675	(1,724)			800	700		7,189	7,189
B	Seventeen Thirty Corp Total			2	-	03/04/20	03/11/20	Jul-20	11,899	16,064	11,399	9,675	(1,724)			800	700		7,189	7,189
B	Advanced Appliance Repair	Y	Advanced Appliance Repair	6	-	02/24/20	03/24/20	Jul-20	12,855	17,354	12,255	10,552	(1,703)			325	300		7,127	7,127
B	Advanced Appliance Repair Total			6	-	02/24/20	03/24/20	Jul-20	12,855	17,354	12,255	10,552	(1,703)			325	300		7,127	7,127
B	Cordovas Pest Control	N	Cordovas Pest Control	1	-	12/13/19	12/13/19	Jul-20	10,000	13,900	9,700	8,976	(724)			675	1,600		5,599	5,599
B	Cordovas Pest Control	Y	Burgos Holding Enterprises Corp	1	-	01/10/20	01/10/20	Jul-20	40,000	54,400	38,800	53,360	14,560			450	18,587		1,490	1,490
B	Cordovas Pest Control Total			2	-	12/13/19	01/10/20	Jul-20	50,000	68,300	48,500	62,336	13,836			1,125	20,187		7,089	7,089
B	3G Carriers (Jose Garcia)	Y	3G Carriers (Jose Garcia)	2	-	03/10/20	06/24/20	Jul-20	20,000	23,400	19,965	16,500	(3,465)				7,773	6,900		6,900
B	3G Carriers (Jose Garcia) Total			2	-	03/10/20	06/24/20	Jul-20	20,000	23,400	19,965	16,500	(3,465)				7,773	6,900		6,900
B	Bressler Marketing	N	Bressler Marketing	19	-	12/06/17	04/11/18	Jul-20	128,572	192,858	127,577	186,520	58,943			525	600		6,863	6,863
B	Bressler Marketing Total			19	-	12/06/17	04/11/18	Jul-20	128,572	192,858	127,577	186,520	58,943			525	600		6,863	6,863
B	Benken LLC	Y	Benken LLC	6	-	02/10/20	03/16/20	Jul-20	28,424	38,372	27,924	31,644	3,721				8,159		6,728	6,728
B	Benken LLC Total			6	-	02/10/20	03/16/20	Jul-20	28,424	38,372	27,924	31,644	3,721				8,159		6,728	6,728
B	Eric P Malamud	Y	Eric P Malamud	11	-	02/18/20	04/01/20	Jul-20	12,100	16,819	11,550	10,426	(1,124)			300	3,000		6,693	6,693
B	Eric P Malamud Total			11	-	02/18/20	04/01/20	Jul-20	12,100	16,819	11,550	10,426	(1,124)			300	3,000		6,693	6,693

Securities and Exchange Commission, Plaintiff,
 v.
 Complete Business Solutions Group, Inc. d/b/a Par Funding et al., Defendants.
 CASE NO. 9:20-cv-81205
 UNITED STATES DISTRICT COURT
 SOUTHERN DISTRICT OF FLORIDA

Category B - Detail of CBSG MCA Suites Activity for the period from 2012 through July 27, 2020

Source: MCA Suites

Category (Note 1)	Merchant Grouping (Note 11)	Funded After 01/01/20	Merchant Name (Note 8)	Total # of Deals (Note 2)	Deals with Reload (Note 3)	First Funding Date (Note 12)	Last Funding Date (Note 12)	Month of Last Payment (Note 13)	Total Advances and Repayments			Cash Advances and Repayments per MCA Suites			Transactional Data per MCA Suites			A/R Balance		
									A	B	C	D	E = D-C	F	G	H	I	J	K	L = J+K
									Advance Amount (Note 4)	Payback (Note 5)	Net Cash Advanced (Note 6)	Total Cash Repayments (Note 7)	Net Cash Surplus (Deficit)	Total Reload (Note 9)	Total Write-off (Note 8)	Total Fee (Note 8)	Total Collections 06/2020-07/27/2020 (Note 7)	Active A/R	Default A/R	Total A/R
B	Advanced Pool Services	N	Advanced Pool Services	1	-	06/14/19	06/14/19	Jul-19	5,000	6,950	4,850	6,950	2,100					-		-
B	Advanced Pool Services	Y	Advanced Pool Services	1	-	06/30/20	06/30/20	Jul-20	6,000	8,700	5,700	2,175	(3,525)				2,175	6,525		6,525
B	Advanced Pool Services Total			2	-	06/14/19	06/30/20	Jul-20	11,000	15,650	10,550	9,125	(1,425)				2,175	6,525		6,525
B	Brian Ripley Construction	Y	Brian Ripley Construction	1	-	07/24/20	07/24/20	Jul-20	5,000	6,750	5,000	270	(4,730)				270	6,480		6,480
B	Brian Ripley Construction Total			1	-	07/24/20	07/24/20	Jul-20	5,000	6,750	5,000	270	(4,730)				270	6,480		6,480
B	T Shirts Tutus and More	Y	T Shirts Tutus and More	1	-	07/24/20	07/24/20	Jul-20	5,000	6,500	5,000	186	(4,814)				186	6,314		6,314
B	T Shirts Tutus and More Total			1	-	07/24/20	07/24/20	Jul-20	5,000	6,500	5,000	186	(4,814)				186	6,314		6,314
B	Setpoint Refrigeration	Y	Setpoint Refrigeration	22	-	03/06/20	04/22/20	Jul-20	30,000	40,500	29,000	34,384	5,384				13,958	6,116		6,116
B	Setpoint Refrigeration Total			22	-	03/06/20	04/22/20	Jul-20	30,000	40,500	29,000	34,384	5,384				13,958	6,116		6,116
B	Legend Mike the Barber Corp	Y	Legend Mike the Barber Corp	2	-	01/28/20	02/07/20	Jul-20	10,000	14,100	9,700	8,744	(956)			750	425	6,106		6,106
B	Legend Mike the Barber Corp Total			2	-	01/28/20	02/07/20	Jul-20	10,000	14,100	9,700	8,744	(956)			750	425	6,106		6,106
B	Island Bagels and More	N	Island Bagels and More	3	-	12/12/19	12/26/19	Jul-20	8,869	11,973	8,569	6,675	(1,894)			750	475	6,048		6,048
B	Island Bagels and More Total			3	-	12/12/19	12/26/19	Jul-20	8,869	11,973	8,569	6,675	(1,894)			750	475	6,048		6,048
B	C Carriers Welding	Y	C Carriers Welding	5	-	02/25/20	03/17/20	Jul-20	29,552	37,495	28,017	32,173	4,156			475	9,288	5,797		5,797
B	C Carriers Welding Total			5	-	02/25/20	03/17/20	Jul-20	29,552	37,495	28,017	32,173	4,156			475	9,288	5,797		5,797
B	Tomas Diaz (Diaz Contracting)	Y	Tomas Diaz (Diaz Contracting)	2	-	01/03/20	01/10/20	Jul-20	6,851	9,248	6,551	4,507	(2,044)			900	250	5,642		5,642
B	Tomas Diaz (Diaz Contracting) Total			2	-	01/03/20	01/10/20	Jul-20	6,851	9,248	6,551	4,507	(2,044)			900	250	5,642		5,642
B	Hott Chixx Wings	N	Hott Chixx Wings	7	-	09/23/19	11/04/19	Jul-20	31,640	42,714	31,490	38,160	6,670			975	3,600	5,529		5,529
B	Hott Chixx Wings Total			7	-	09/23/19	11/04/19	Jul-20	31,640	42,714	31,490	38,160	6,670			975	3,600	5,529		5,529
B	Skin Deep Laser Services	N	Skin Deep Laser Services	15	-	01/03/17	04/11/17	Jul-20	76,138	114,207	75,143	109,566	34,423			750	200	5,391		5,391
B	Skin Deep Laser Services Total			15	-	01/03/17	04/11/17	Jul-20	76,138	114,207	75,143	109,566	34,423			750	200	5,391		5,391
B	Credit Solutions of New Mexico	Y	Credit Solutions of New Mexico	1	-	06/11/20	06/11/20	Jul-20	10,000	11,900	10,000	6,545	(3,455)				6,545	5,355		5,355
B	Credit Solutions of New Mexico Total			1	-	06/11/20	06/11/20	Jul-20	10,000	11,900	10,000	6,545	(3,455)				6,545	5,355		5,355
B	Sonnys Place	Y	Sonnys Place	1	-	01/15/20	01/15/20	Jul-20	15,000	20,850	14,550	15,541	991				3,075	5,309		5,309
B	Sonnys Place Total			1	-	01/15/20	01/15/20	Jul-20	15,000	20,850	14,550	15,541	991				3,075	5,309		5,309
B	A Mothers Touch Cleaning Company	Y	A Mothers Touch Cleaning Company	3	-	03/04/20	03/18/20	Jul-20	9,360	13,010	8,860	7,724	(1,135)				2,816	5,285		5,285
B	A Mothers Touch Cleaning Company Total			3	-	03/04/20	03/18/20	Jul-20	9,360	13,010	8,860	7,724	(1,135)				2,816	5,285		5,285
B	N Barlow Construction	N	N Barlow Construction	17	-	01/19/18	01/19/18	Jul-20	28,000	42,000	27,005	37,132	10,127			275	800	5,143		5,143
B	N Barlow Construction Total			17	-	01/19/18	01/19/18	Jul-20	28,000	42,000	27,005	37,132	10,127			275	800	5,143		5,143
B	Island Safari Tours Key West	N	Island Safari Tours Key West	1	-	11/14/19	11/14/19	Jul-20	20,000	27,000	20,000	22,280	2,280			375	400	5,095		5,095
B	Island Safari Tours Key West Total			1	-	11/14/19	11/14/19	Jul-20	20,000	27,000	20,000	22,280	2,280			375	400	5,095		5,095
B	Royal Fox Enterprises	Y	Royal Fox Enterprises	5	-	02/26/20	03/18/20	Jul-20	19,418	25,415	18,388	20,540	2,152				4,842	4,875		4,875
B	Royal Fox Enterprises Total			5	-	02/26/20	03/18/20	Jul-20	19,418	25,415	18,388	20,540	2,152				4,842	4,875		4,875
B	Slic Windows and Solar Cleaning	Y	Slic Windows and Solar Cleaning	12	-	01/03/20	03/20/20	Jul-20	21,178	28,638	21,043	23,862	2,819			75	4,059	4,850		4,850
B	Slic Windows and Solar Cleaning Total			12	-	01/03/20	03/20/20	Jul-20	21,178	28,638	21,043	23,862	2,819			75	4,059	4,850		4,850
B	Fame Finance Company	N	Fame Finance Company	1	-	11/15/19	11/15/19	Apr-20	10,000	13,900	9,700	14,051	4,351		174	325		0		0
B	Fame Finance Company	Y	Fame Finance Company	1	-	06/19/20	06/19/20	Jul-20	5,000	7,250	4,750	2,447	(2,303)				2,447	4,803		4,803
B	Fame Finance Company Total			2	-	11/15/19	06/19/20	Jul-20	15,000	21,150	14,450	16,497	2,047		174	325	2,447	4,803		4,803
B	JDS Electrical	N	JDS Electrical	14	-	09/23/19	12/23/19	Mar-20	55,952	75,535	55,552	75,535	19,983					0		0
B	JDS Electrical	Y	JDS Electrical	1	-	02/13/20	02/13/20	Jul-20	20,000	23,800	19,965	19,991	(874)				5,371	4,709		4,709
B	JDS Electrical Total			15	-	09/23/19	02/13/20	Jul-20	75,952	99,335	75,517	94,626	19,109				5,371	4,709		4,709
B	National Ink and Stitch	N	National Ink and Stitch	2	-	07/13/17	07/29/19	Oct-19	55,000	77,700	53,866	74,440	20,574		3,260			-		-
B	National Ink and Stitch	Y	National Ink and Stitch	1	-	01/17/20	01/17/20	Jul-20	25,000	29,500	24,965	24,833	(132)				4,100	4,667		4,667

533
 Securities and Exchange Commission, Plaintiff,
 v.
 Complete Business Solutions Group, Inc. d/b/a Par Funding et al., Defendants.
 CASE NO. 9:20-cv-81205
 UNITED STATES DISTRICT COURT
 SOUTHERN DISTRICT OF FLORIDA

Category B - Detail of CBSG MCA Suites Activity for the period from 2012 through July 27, 2020

Source: MCA Suites

Category (Note 1)	Merchant Grouping (Note 11)	Funded After 01/01/20	Merchant Name (Note 8)	Total # of Deals (Note 2)	Deals with Reload (Note 3)	First Funding Date (Note 12)	Last Funding Date (Note 12)	Month of Last Payment (Note 13)	Total Advances and Repayments			Cash Advances and Repayments per MCA Suites			Transactional Data per MCA Suites			A/R Balance		
									A	B	C	D	E = D-C	F	G	H	I	J	K	L = J+K
									Advance Amount (Note 4)	Payback (Note 5)	Net Cash Advanced (Note 6)	Total Cash Repayments (Note 7)	Net Cash Surplus (Deficit)	Total Reload (Note 9)	Total Write-off (Note 8)	Total Fee (Note 8)	Total Collections 06/2020-07/27/2020 (Note 7)	Active A/R	Default A/R	Total A/R
B	National Ink and Stitch Total			3	-	07/13/17	01/17/20	Jul-20	80,000	107,200	78,831	99,273	20,442		3,260		4,100	4,667		4,667
B	GPR Enterprises	N	GPR Enterprises	2	-	06/08/17	10/03/17	Jul-20	10,000	13,900	9,100	11,711	2,611			2,300	200	4,489		4,489
B	GPR Enterprises Total			2	-	06/08/17	10/03/17	Jul-20	10,000	13,900	9,100	11,711	2,611			2,300	200	4,489		4,489
B	The Pet Club	N	The Pet Club	25	-	07/13/18	04/15/19	Jul-20	91,201	120,583	56,902	84,660	27,758		33,715	2,200	350	4,408		4,408
B	The Pet Club Total			25	-	07/13/18	04/15/19	Jul-20	91,201	120,583	56,902	84,660	27,758		33,715	2,200	350	4,408		4,408
B	Independent Pallet Sales	N	Independent Pallet Sales	1	-	04/04/19	04/04/19	Aug-19	7,000	9,940	6,790	9,940	3,150					-		-
B	Independent Pallet Sales	Y	Independent Pallet Sales	1	-	05/14/20	05/14/20	Jul-20	7,500	10,125	7,150	5,850	(1,300)				4,613	4,275		4,275
B	Independent Pallet Sales Total			2	-	04/04/19	05/14/20	Jul-20	14,500	20,065	13,940	15,790	1,850				4,613	4,275		4,275
B	1st Base Investments	Y	1st Base Investments	4	-	02/19/20	03/11/20	Jul-20	9,468	12,781	8,918	8,544	(373)				1,875	4,237		4,237
B	1st Base Investments Total			4	-	02/19/20	03/11/20	Jul-20	9,468	12,781	8,918	8,544	(373)				1,875	4,237		4,237
B	The Light Center Recovery	Y	The Light Center Recovery	8	-	01/08/20	02/26/20	Jul-20	27,000	36,450	26,201	32,367	6,166				8,159	4,083		4,083
B	The Light Center Recovery Total			8	-	01/08/20	02/26/20	Jul-20	27,000	36,450	26,201	32,367	6,166				8,159	4,083		4,083
B	Pops Garage	Y	Pops Garage	2	-	01/16/20	05/20/20	Jul-20	12,000	17,040	11,520	12,865	1,345		115		3,963	4,060		4,060
B	Pops Garage Total			2	-	01/16/20	05/20/20	Jul-20	12,000	17,040	11,520	12,865	1,345		115		3,963	4,060		4,060
B	Carlos Shoes	N	Carlos Shoes	6	-	03/29/18	05/03/18	Jul-20	46,050	69,075	45,055	65,667	20,612			600	350	4,008		4,008
B	Carlos Shoes Total			6	-	03/29/18	05/03/18	Jul-20	46,050	69,075	45,055	65,667	20,612			600	350	4,008		4,008
B	Ricks Hay Service	N	Ricks Hay Service	27	-	08/02/18	05/08/19	Feb-20	66,921	90,999	43,389	68,937	25,548		14,165	(7,897)		0		0
B	Ricks Hay Service	Y	Ricks Hay Service	1	-	06/29/20	06/29/20	Jul-20	4,500	6,750	4,275	2,835	(1,440)				2,835	3,915		3,915
B	Ricks Hay Service Total			28	-	08/02/18	06/29/20	Jul-20	71,421	97,749	47,664	71,772	24,108		14,165	(7,897)	2,835	3,915		3,915
B	OT Plus Ltd	Y	OT Plus Ltd	3	-	03/03/20	03/17/20	Jul-20	10,169	13,729	9,769	9,862	92				3,201	3,867		3,867
B	OT Plus Ltd Total			3	-	03/03/20	03/17/20	Jul-20	10,169	13,729	9,769	9,862	92				3,201	3,867		3,867
B	TC Movers	N	TC Movers	2	-	06/13/19	10/22/19	Jul-20	12,000	15,960	11,640	13,392	1,752			1,150	100	3,718		3,718
B	TC Movers Total			2	-	06/13/19	10/22/19	Jul-20	12,000	15,960	11,640	13,392	1,752			1,150	100	3,718		3,718
B	McMillen Commercial Cleaning Services	Y	McMillen Commercial Cleaning Services	15	-	02/20/20	04/07/20	Jul-20	18,203	23,554	17,103	19,882	2,779				4,100	3,672		3,672
B	McMillen Commercial Cleaning Services Total			15	-	02/20/20	04/07/20	Jul-20	18,203	23,554	17,103	19,882	2,779				4,100	3,672		3,672
B	PMC Agri Services (4 M Agri Services)	Y	PMC Agri Services (4 M Agri Services)	5	-	02/27/20	03/19/20	Jul-20	41,205	54,275	39,170	52,629	13,459			2,025	11,238	3,671		3,671
B	PMC Agri Services (4 M Agri Services) Total			5	-	02/27/20	03/19/20	Jul-20	41,205	54,275	39,170	52,629	13,459			2,025	11,238	3,671		3,671
B	Chicken Shack	Y	Chicken Shack	5	-	01/17/20	02/07/20	Jul-20	6,780	8,823	6,745	6,257	(488)			775	200	3,341		3,341
B	Chicken Shack Total			5	-	01/17/20	02/07/20	Jul-20	6,780	8,823	6,745	6,257	(488)			775	200	3,341		3,341
B	Hirak Guha	N	Hirak Guha	6	-	11/20/19	12/18/19	Jul-20	9,256	12,784	8,891	11,055	2,164			1,425	1,022	3,153		3,153
B	Hirak Guha Total			6	-	11/20/19	12/18/19	Jul-20	9,256	12,784	8,891	11,055	2,164			1,425	1,022	3,153		3,153
B	My Personal Handyman	Y	My Personal Handyman	1	-	07/22/20	07/22/20	Jul-20	2,500	3,375	2,500	225	(2,275)				225	3,150		3,150
B	My Personal Handyman Total			1	-	07/22/20	07/22/20	Jul-20	2,500	3,375	2,500	225	(2,275)				225	3,150		3,150
B	2Nate Transport Service	N	2Nate Transport Service	2	-	08/09/19	11/25/19	Apr-20	35,000	47,850	34,550	45,832	11,282		2,018			-		-
B	2Nate Transport Service	Y	2Nate Transport Service	1	-	04/27/20	04/27/20	Jul-20	12,000	15,960	12,000	12,968	968				8,180	2,993		2,993
B	2Nate Transport Service Total			3	-	08/09/19	04/27/20	Jul-20	47,000	63,810	46,550	58,800	12,250		2,018		8,180	2,993		2,993
B	Duplin Family Estates	Y	Duplin Family Estates	1	-	06/04/20	06/04/20	Jul-20	5,000	6,500	5,000	3,528	(1,472)				3,528	2,972		2,972
B	Duplin Family Estates Total			1	-	06/04/20	06/04/20	Jul-20	5,000	6,500	5,000	3,528	(1,472)				3,528	2,972		2,972
B	Ripley Shirt Company	N	Ripley Shirt Company	10	-	05/22/19	07/25/19	Jul-20	17,019	22,976	17,019	26,774	9,755			6,625	800	2,826		2,826
B	Ripley Shirt Company Total			10	-	05/22/19	07/25/19	Jul-20	17,019	22,976	17,019	26,774	9,755			6,625	800	2,826		2,826
B	Aki Ramen and Kitchen	Y	Aki Ramen and Kitchen	4	-	01/16/20	02/06/20	Jul-20	18,777	25,349	18,327	23,729	5,402			1,200	2,750	2,820		2,820
B	Aki Ramen and Kitchen Total			4	-	01/16/20	02/06/20	Jul-20	18,777	25,349	18,327	23,729	5,402			1,200	2,750	2,820		2,820
B	ALJ Enterprise	N	ALJ Enterprise	3	-	07/10/19	07/25/19	Jul-20	11,329	15,294	11,219	14,275	3,057			1,800	1,200	2,818		2,818
B	ALJ Enterprise Total			3	-	07/10/19	07/25/19	Jul-20	11,329	15,294	11,219	14,275	3,057			1,800	1,200	2,818		2,818
B	Wireless Activation	N	Wireless Activation	1	-	08/19/19	08/19/19	Jan-20	10,000	13,500	9,700	13,650	3,950			150				
B	Wireless Activation	Y	Wireless Activation	1	-	01/09/20	01/09/20	Jul-20	10,000	13,500	9,700	10,815	1,115			75	2,525	2,760		2,760
B	Wireless Activation Total			2	-	08/19/19	01/09/20	Jul-20	20,000	27,000	19,400	24,465	5,065			225	2,525	2,760		2,760
B	Dande Investments	N	Dande Investments	8	-	11/08/19	12/27/19	Jul-20	7,881	10,876	7,776	10,380	2,604			1,350	100	1,846		1,846
B	Dande Investments	Y	Dande Investments	3	-	01/06/20	01/17/20	Jan-20	619	855	619							855		855
B	Dande Investments Total			11	-	11/08/19	01/17/20	Jul-20	8,500	11,730	8,395	10,380	1,985			1,350	100	2,700		2,700
B	Millers Motor Lodge	N	Millers Motor Lodge	8	-	11/20/19	12/31/19	Jul-20	14,000	19,120	13,815	18,347	4,532			1,725	4,100	2,498		2,498

Securities and Exchange Commission, Plaintiff,
 v.
 Complete Business Solutions Group, Inc. d/b/a Par Funding et al., Defendants.
 CASE NO. 9:20-cv-81205
 UNITED STATES DISTRICT COURT
 SOUTHERN DISTRICT OF FLORIDA

Category B - Detail of CBSG MCA Suites Activity for the period from 2012 through July 27, 2020

Source: MCA Suites

Category (Note 1)	Merchant Grouping (Note 11)	Funded After 01/01/20	Merchant Name (Note 8)	Total # of Deals (Note 2)	Deals with Reload (Note 3)	First Funding Date (Note 12)	Last Funding Date (Note 12)	Month of Last Payment (Note 13)	Total Advances and Repayments			Cash Advances and Repayments per MCA Suites			Transactional Data per MCA Suites			A/R Balance		
									A	B	C	D	E = D-C	F	G	H	I	J	K	L = J+K
									Advance Amount (Note 4)	Payback (Note 5)	Net Cash Advanced (Note 6)	Total Cash Repayments (Note 7)	Net Cash Surplus (Deficit)	Total Reload (Note 9)	Total Write-off (Note 8)	Total Fee (Note 8)	Total Collections 06/2020-07/27/2020 (Note 7)	Active A/R	Default A/R	Total A/R
B	Millers Motor Lodge Total			8	-	11/20/19	12/31/19	Jul-20	14,000	19,120	13,815	18,347	4,532			1,725	4,100	2,498		2,498
B	Mayeuxs Lawnscape	N	Mayeuxs Lawnscape	10	-	06/21/19	08/23/19	Jul-20	16,497	22,271	15,997	21,556	5,559			1,500	400	2,215		2,215
B	Mayeuxs Lawnscape Total			10	-	06/21/19	08/23/19	Jul-20	16,497	22,271	15,997	21,556	5,559			1,500	400	2,215		2,215
B	Queen Construction	Y	Queen Construction	13	-	01/09/20	03/26/20	Jul-20	32,194	42,912	31,159	42,136	10,977			1,375	7,757	2,151		2,151
B	Queen Construction Total			13	-	01/09/20	03/26/20	Jul-20	32,194	42,912	31,159	42,136	10,977			1,375	7,757	2,151		2,151
B	Regal Finishing Corp	N	Regal Finishing Corp	29	-	07/02/19	12/31/19	Feb-20	120,938	160,516	120,118	146,334	26,216		(14,183)			(0)		(0)
B	Regal Finishing Corp	Y	Regal Finishing Corp	1	-	02/14/20	02/14/20	Jul-20	60,000	83,400	39,917	81,403	41,486			150	31,085	2,147		2,147
B	Regal Finishing Corp Total			30	-	07/02/19	02/14/20	Jul-20	180,938	243,916	160,035	227,737	67,702		(14,033)		31,085	2,147		2,147
B	Foundation of Pros of Wisconsin	Y	Foundation of Pros of Wisconsin	37	-	02/13/20	05/06/20	Jul-20	97,042	129,407	94,007	127,297	33,290				40,438	2,110		2,110
B	Foundation of Pros of Wisconsin Total			37	-	02/13/20	05/06/20	Jul-20	97,042	129,407	94,007	127,297	33,290				40,438	2,110		2,110
B	Josa Cargo	N	Josa Cargo	7	-	04/30/19	06/04/19	Sep-19	67,468	90,256	66,438	47,181	(19,256)			3,075			46,148	46,148
B	Josa Cargo	Y	Sandoz Enterprise	1	-	02/05/20	02/05/20	Jul-20	10,000	13,900	9,700	11,926	2,226			75	4,059	2,049		2,049
B	Josa Cargo Total			8	-	04/30/19	02/05/20	Jul-20	77,468	104,156	76,138	59,107	(17,030)			3,150	4,059	2,049		46,148
B	Mr C Properties	N	Mr C Properties	6	-	10/07/19	11/04/19	Jul-20	34,980	46,123	34,145	47,315	13,170			3,075	3,568	1,883		1,883
B	Mr C Properties Total			6	-	10/07/19	11/04/19	Jul-20	34,980	46,123	34,145	47,315	13,170			3,075	3,568	1,883		1,883
B	Ravens Nest Foundation	N	Ravens Nest Foundation	2	-	11/06/19	11/13/19	Jul-20	13,480	18,197	12,880	17,822	4,943			1,375	1,025	1,750		1,750
B	Ravens Nest Foundation Total			2	-	11/06/19	11/13/19	Jul-20	13,480	18,197	12,880	17,822	4,943			1,375	1,025	1,750		1,750
B	Dans Automotive Repair and Sales	N	Dans Automotive Repair and Sales	3	-	10/16/19	10/23/19	Jul-20	9,963	12,900	9,893	13,127	3,234			1,925	2,400	1,699		1,699
B	Dans Automotive Repair and Sales Total			3	-	10/16/19	10/23/19	Jul-20	9,963	12,900	9,893	13,127	3,234			1,925	2,400	1,699		1,699
B	XE Global Polishing Systems	N	XE Global Polishing Systems	2	-	06/13/19	11/12/19	Jul-20	7,500	10,575	7,350	11,717	4,367			2,650	435	1,508		1,508
B	XE Global Polishing Systems Total			2	-	06/13/19	11/12/19	Jul-20	7,500	10,575	7,350	11,717	4,367			2,650	435	1,508		1,508
B	All Star Gutter	N	All Star Gutter	2	-	07/16/19	10/10/19	Jul-20	55,000	69,800	54,365	70,000	15,635			200	1,680	-		-
B	All Star Gutter	Y	All Star Gutter	1	-	01/22/20	01/22/20	Jul-20	15,000	18,600	14,965	17,320	2,355				2,420	1,280		1,280
B	All Star Gutter Total			3	-	07/16/19	01/22/20	Jul-20	70,000	88,400	69,330	87,320	17,990			200	4,100	1,280		1,280
B	Davis Disaster Consulting	N	Davis Disaster Consulting	1	-	11/14/19	11/14/19	Feb-20	10,000	12,400	9,965	12,400	2,435					-		-
B	Davis Disaster Consulting	Y	Davis Disaster Consulting	1	-	02/21/20	02/21/20	Jul-20	10,000	12,400	10,000	11,407	1,407			150	4,100	1,143		1,143
B	Davis Disaster Consulting Total			2	-	11/14/19	02/21/20	Jul-20	20,000	24,800	19,965	23,807	3,842			150	4,100	1,143		1,143
B	247 Webservices	Y	Adam R Havig (247 Webservices)	6	-	02/27/20	03/27/20	Jul-20	16,109	22,230	15,709	21,233	5,523				4,100	998		998
B	247 Webservices Total			6	-	02/27/20	03/27/20	Jul-20	16,109	22,230	15,709	21,233	5,523				4,100	998		998
B	Allday Dental Associates	N	Allday Dental Associates	6	-	12/10/18	02/28/19	Jul-20	21,506	26,500	14,702	19,756	5,054		6,270	475	1,200	949		949
B	Allday Dental Associates Total			6	-	12/10/18	02/28/19	Jul-20	21,506	26,500	14,702	19,756	5,054		6,270	475	1,200	949		949
B	George and Sons HVAC Inc	N	George and Sons HVAC Inc	5	-	07/20/18	08/10/18	Jul-20	27,508	37,542	27,473	39,718	12,245			3,000	800	824		824
B	George and Sons HVAC Inc Total			5	-	07/20/18	08/10/18	Jul-20	27,508	37,542	27,473	39,718	12,245			3,000	800	824		824
B	Gary S Huband	N	Gary S Huband	1	-	12/05/19	12/05/19	Apr-20	13,000	17,680	12,610	17,680	5,070							-
B	Gary S Huband	Y	Gary S Huband	1	-	04/28/20	04/28/20	Jul-20	8,000	9,520	8,000	8,704	704				5,576	816		816
B	Gary S Huband Total			2	-	12/05/19	04/28/20	Jul-20	21,000	27,200	20,610	26,384	5,774				5,576	816		816
B	Ultra Touch Landscaping	N	Ultra Touch Landscaping	16	-	12/26/18	04/03/19	Jul-20	96,369	132,667	95,634	132,431	36,797			575	850	811		811
B	Ultra Touch Landscaping Total			16	-	12/26/18	04/03/19	Jul-20	96,369	132,667	95,634	132,431	36,797			575	850	811		811
B	Xtreme Computer and Phone Repair	Y	Xtreme Computer and Phone Repair	2	-	01/27/20	05/11/20	Jul-20	11,500	16,150	11,335	15,455	4,120				5,699	695		695
B	Xtreme Computer and Phone Repair Total			2	-	01/27/20	05/11/20	Jul-20	11,500	16,150	11,335	15,455	4,120				5,699	695		695
B	Window Depot USA	N	Window Depot USA	2	-	08/28/19	11/22/19	Jul-20	30,000	38,250	29,515	37,903	8,388			300	2,050	648		648
B	Window Depot USA Total			2	-	08/28/19	11/22/19	Jul-20	30,000	38,250	29,515	37,903	8,388			300	2,050	648		648
B	Palominos Painting	N	Palominos Painting	12	-	03/01/18	05/17/18	Jul-20	42,106	62,665	40,116	64,213	24,097			1,875	3,500	327		327
B	Palominos Painting Total			12	-	03/01/18	05/17/18	Jul-20	42,106	62,665	40,116	64,213	24,097			1,875	3,500	327		327
B	Joe Walts Smoking Grill	N	Joe Walts Smoking Grill	1	-	08/19/19	08/19/19	Sep-19	12,000	14,880	12,000	14,880	2,880					-		-
B	Joe Walts Smoking Grill	Y	Joe Walts Smoking Grill	1	-	01/16/20	01/16/20	Jul-20	12,000	16,680	11,640	16,466	4,826				5,343	214		214
B	Joe Walts Smoking Grill Total			2	-	08/19/19	01/16/20	Jul-20	24,000	31,560	23,640	31,346	7,706				5,343	214		214

Securities and Exchange Commission, Plaintiff,
 v.
 Complete Business Solutions Group, Inc. d/b/a Par Funding et al., Defendants.
 CASE NO. 9:20-cv-81205
 UNITED STATES DISTRICT COURT
 SOUTHERN DISTRICT OF FLORIDA

Category B - Detail of CBSG MCA Suites Activity for the period from 2012 through July 27, 2020

Source: MCA Suites

Category (Note 1)	Merchant Grouping (Note 11)	Funded After 01/01/20	Merchant Name (Note 8)	Total # of Deals (Note 2)	Deals with Reload (Note 3)	First Funding Date (Note 12)	Last Funding Date (Note 12)	Month of Last Payment (Note 13)	Total Advances and Repayments			Cash Advances and Repayments per MCA Suites			Transactional Data per MCA Suites			A/R Balance			
									A	B	C	D	E = D-C	F	G	H	I	J	K	L = J+K	
									Advance Amount (Note 4)	Payback (Note 5)	Net Cash Advanced (Note 6)	Total Cash Repayments (Note 7)	Net Cash Surplus (Deficit)	Total Reload (Note 9)	Total Write-off (Note 8)	Total Fee (Note 8)	Total Collections 06/20/20-07/27/2020 (Note 7)	Active A/R	Default A/R	Total A/R	
B	Buddylove Clothing (Difonzo Holdings)	N	Buddylove Clothing (Difonzo Holdings)	29	-	12/17/18	07/05/19	Jul-19	1,028,860	1,485,847	1,025,075	1,328,888	303,813		168,518	11,559				0	0
B	Buddylove Clothing (Difonzo Holdings) Total			29	-	12/17/18	07/05/19	Jul-19	1,028,860	1,485,847	1,025,075	1,328,888	303,813		168,518	11,559				0	0
B	Hs Sy	N	Hs Sy	22	-	04/14/17	10/24/17	Mar-19	823,808	1,208,498	820,645	1,260,415	439,770		58,468	110,385				0	0
B	Hs Sy Total			22	-	04/14/17	10/24/17	Mar-19	823,808	1,208,498	820,645	1,260,415	439,770		58,468	110,385				0	0
B	Vital Inspection Professionals	N	Vital Inspection Professionals	19	-	02/16/18	06/22/18	Jul-18	299,784	449,676	298,789	449,676	150,887							0	0
B	Vital Inspection Professionals Total			19	-	02/16/18	06/22/18	Jul-18	299,784	449,676	298,789	449,676	150,887							0	0
B	Vibe Kayaks	N	Vibe Kayaks	22	-	08/08/17	12/26/17	Jan-18	877,614	1,291,421	871,951	1,291,796	419,845			375				0	0
B	Vibe Kayaks Total			22	-	08/08/17	12/26/17	Jan-18	877,614	1,291,421	871,951	1,291,796	419,845			375				0	0
B	Mentor Dynamics	N	Mentor Dynamics	17	-	12/15/17	04/06/18	May-18	303,760	455,639	302,765	455,639	152,875							0	0
B	Mentor Dynamics Total			17	-	12/15/17	04/06/18	May-18	303,760	455,639	302,765	455,639	152,875							0	0
B	Stiegelbauer Associates	N	Stiegelbauer Associates	18	-	03/01/19	06/28/19	Sep-19	513,549	718,969	508,550	721,194	212,644		2,225					0	0
B	Stiegelbauer Associates Total			18	-	03/01/19	06/28/19	Sep-19	513,549	718,969	508,550	721,194	212,644		2,225					0	0
B	Wyldewood Cellars	Y	Wyldewood Cellars	51	-	01/08/20	05/07/20	May-20	345,858	466,932	342,858	429,629	86,771		37,553	250				0	0
B	Wyldewood Cellars Total			51	-	01/08/20	05/07/20	May-20	345,858	466,932	342,858	429,629	86,771		37,553	250				0	0
B	Healthridge Fitness Center	N	Healthridge Fitness Center	7	-	02/15/17	03/29/17	Apr-17	543,579	734,834	542,584	734,834	192,249							0	0
B	Healthridge Fitness Center Total			7	-	02/15/17	03/29/17	Apr-17	543,579	734,834	542,584	734,834	192,249							0	0
B	Gaspy Home Healthcare	N	Gaspy Home Healthcare	13	-	10/07/19	12/30/19	Apr-20	760,071	1,026,096	750,071	1,083,299	333,227			75				(57,127)	(57,127)
B	Gaspy Home Healthcare	Y	Gaspy Home Healthcare	4	-	01/06/20	01/27/20	Apr-20	79,265	107,008	79,265	49,881	(29,384)							57,127	57,127
B	Gaspy Home Healthcare Total			17	-	10/07/19	01/27/20	Apr-20	839,337	1,133,105	829,337	1,133,180	303,843			75				0	0
B	Vegalab Inc	N	Vegalab Inc	16	-	12/31/18	04/08/19	Oct-19	570,000	795,000	561,700	796,275	234,575			1,275				0	0
B	Vegalab Inc Total			16	-	12/31/18	04/08/19	Oct-19	570,000	795,000	561,700	796,275	234,575			1,275				0	0
B	Bio Soil Enhancers	N	Bio Soil Enhancers	11	-	01/04/17	03/15/17	Feb-20	607,493	850,490	606,498	848,329	241,831		41,077	38,916				0	0
B	Bio Soil Enhancers Total			11	-	01/04/17	03/15/17	Feb-20	607,493	850,490	606,498	848,329	241,831		41,077	38,916				0	0
B	CR Tarr	N	CR Tarr	23	-	08/08/18	01/02/19	Apr-19	180,664	249,629	179,634	250,504	70,871			875				0	0
B	CR Tarr Total			23	-	08/08/18	01/02/19	Apr-19	180,664	249,629	179,634	250,504	70,871			875				0	0
B	Los Paisanos Buses	N	Los Paisanos Buses	9	-	01/30/18	04/05/18	Oct-18	266,548	399,823	265,553	411,815	146,262		11,993					0	0
B	Los Paisanos Buses Total			9	-	01/30/18	04/05/18	Oct-18	266,548	399,823	265,553	411,815	146,262		11,993					0	0
B	Brigade Holdings	N	Brigade Holdings	16	-	09/18/17	01/23/18	May-18	390,015	569,522	383,185	412,772	29,587		159,225	2,475				0	0
B	Brigade Holdings Total			16	-	09/18/17	01/23/18	May-18	390,015	569,522	383,185	412,772	29,587		159,225	2,475				0	0
B	Amian Angels	N	Amian Angels	4	-	05/22/15	07/29/15	Apr-16	200,000	287,500	196,864	300,887	104,023			13,387				0	0
B	Amian Angels Total			4	-	05/22/15	07/29/15	Apr-16	200,000	287,500	196,864	300,887	104,023			13,387				0	0
B	JS2 Aerospace	N	JS2 Aerospace	16	-	09/18/19	12/31/19	Jan-20	149,367	201,645	149,068	204,625	55,557		1,471	225				(4,225)	(4,225)
B	JS2 Aerospace	Y	JS2 Aerospace	2	-	01/08/20	01/08/20	May-20	43,130	53,826	43,095	49,975	6,880			375				4,226	4,226
B	JS2 Aerospace Total			18	-	09/18/19	01/08/20	May-20	192,497	255,471	192,163	254,600	62,437		1,471	600				0	0
B	Fleetwood Services	N	Fleetwood Services	10	-	01/09/17	03/06/17	Jun-17	370,000	547,600	369,005	569,902	200,897			22,302				0	0
B	Fleetwood Services Total			10	-	01/09/17	03/06/17	Jun-17	370,000	547,600	369,005	569,902	200,897			22,302				0	0
B	Samco Food Corp	N	Samco Food Corp	17	-	06/13/19	10/03/19	Mar-20	341,586	461,142	341,086	391,207	50,120		70,435	500				0	0
B	Samco Food Corp Total			17	-	06/13/19	10/03/19	Mar-20	341,586	461,142	341,086	391,207	50,120		70,435	500				0	0
B	55 Hydro	N	55 Hydro	11	-	08/27/18	10/29/18	Nov-18	172,657	230,103	172,582	230,103	57,521							0	0
B	55 Hydro Total			11	-	08/27/18	10/29/18	Nov-18	172,657	230,103	172,582	230,103	57,521							0	0
B	Menucha Publishers	N	Menucha Publishers	50	-	01/07/16	12/03/19	Feb-20	3,011,000	4,195,150	3,011,000	3,594,555	583,555		637,942	37,347				0	0
B	Menucha Publishers Total			50	-	01/07/16	12/03/19	Feb-20	3,011,000	4,195,150	3,011,000	3,594,555	583,555		637,942	37,347				0	0
B	Clay Rector Construction	N	Clay Rector Construction	15	-	01/22/19	04/23/19	Jan-20	94,927	131,798	94,192	131,798	37,606							0	0
B	Clay Rector Construction Total			15	-	01/22/19	04/23/19	Jan-20	94,927	131,798	94,192	131,798	37,606							0	0
B	GCA Investments	N	GCA Investments	6	-	08/02/18	09/05/18	Oct-18	107,063	149,888	107,063	149,963	42,900			75				0	0
B	GCA Investments Total			6	-	08/02/18	09/05/18	Oct-18	107,063	149,888	107,063	149,963	42,900			75				0	0
B	DM Devos	N	DM Devos	11	-	02/25/19	06/04/19	Sep-19	171,700	240,380	168,701	241,655	72,954			1,275				0	0
B	DM Devos Total			11	-	02/25/19	06/04/19	Sep-19	171,700	240,380	168,701	241,655	72,954			1,275				0	0
B	Registermarks Letter Press	N	Registermarks Letter Press	14	-	03/27/18	06/26/18	Jul-18	90,480	135,720	89,485	135,720	46,235							0	0
B	Registermarks Letter Press Total																				

Securities and Exchange Commission, Plaintiff,
 v.
 Complete Business Solutions Group, Inc. d/b/a Par Funding et al., Defendants.
 CASE NO. 9:20-cv-81205
 UNITED STATES DISTRICT COURT
 SOUTHERN DISTRICT OF FLORIDA

Category B - Detail of CBSG MCA Suites Activity for the period from 2012 through July 27, 2020

Source: MCA Suites

Category (Note 1)	Merchant Grouping (Note 11)	Funded After 01/01/20	Merchant Name (Note 8)	Total # of Deals (Note 2)	Deals with Reload (Note 3)	First Funding Date (Note 12)	Last Funding Date (Note 12)	Month of Last Payment (Note 13)	Total Advances and Repayments			Cash Advances and Repayments per MCA Suites			Transactional Data per MCA Suites			A/R Balance			
									A	B	C	D	E = D-C	F	G	H	I	J	K	L = J+K	
									Advance Amount (Note 4)	Payback (Note 5)	Net Cash Advanced (Note 6)	Total Cash Repayments (Note 7)	Net Cash Surplus (Deficit)	Total Reload (Note 9)	Total Write-off (Note 8)	Total Fee (Note 8)	Total Collections 06/2020-07/27/2020 (Note 7)	Active A/R	Default A/R	Total A/R	
B	Command Languages	N	Command Languages	13	-	10/25/18	01/10/19	Jan-19	187,886	235,767	174,516	235,767	61,251							0	0
B	Command Languages Total			13	-	10/25/18	01/10/19	Jan-19	187,886	235,767	174,516	235,767	61,251							0	0
B	Dobbs Trucking	Y	Dobbs Trucking	15	-	02/26/20	04/07/20	Jun-20	154,886	209,292	150,856	202,115	51,258		7,377	200	65,950			0	0
B	Dobbs Trucking Total			15	-	02/26/20	04/07/20	Jun-20	154,886	209,292	150,856	202,115	51,258		7,377	200	65,950			0	0
B	Bottles on Broadway	N	Bottles on Broadway	30	-	10/06/17	06/25/18	Nov-18	293,731	436,097	292,263	436,097	143,834							0	0
B	Bottles on Broadway Total			30	-	10/06/17	06/25/18	Nov-18	293,731	436,097	292,263	436,097	143,834							0	0
B	Alpha Construction	N	Alpha Construction	11	-	10/11/19	12/13/19	Feb-20	130,000	173,300	129,568	173,300	43,732							0	0
B	Alpha Construction Total			11	-	10/11/19	12/13/19	Feb-20	130,000	173,300	129,568	173,300	43,732							0	0
B	Ranger Contracting	N	Ranger Contracting	29	-	04/03/19	10/09/19	Dec-19	518,264	718,070	514,029	718,070	204,041							0	0
B	Ranger Contracting Total			29	-	04/03/19	10/09/19	Dec-19	518,264	718,070	514,029	718,070	204,041							0	0
B	RCS Safety	N	RCS Safety	5	-	06/25/19	07/23/19	Aug-19	281,812	380,446	279,817	359,986	80,170		20,459					0	0
B	RCS Safety Total			5	-	06/25/19	07/23/19	Aug-19	281,812	380,446	279,817	359,986	80,170		20,459					0	0
B	Pankays Transportation	N	Pankays Transportation	14	-	05/14/19	08/13/19	Sep-19	82,952	111,985	82,552	114,985	32,433			3,000				0	0
B	Pankays Transportation Total			14	-	05/14/19	08/13/19	Sep-19	82,952	111,985	82,552	114,985	32,433			3,000				0	0
B	Prime Laboratories	N	Prime Laboratories	5	-	08/01/17	08/29/17	Sep-17	105,175	157,763	102,760	157,763	55,003							0	0
B	Prime Laboratories Total			5	-	08/01/17	08/29/17	Sep-17	105,175	157,763	102,760	157,763	55,003							0	0
B	Hi Def Electrica	N	Hi Def Electrica	12	-	12/19/18	03/06/19	Mar-19	143,309	200,632	142,314	200,632	58,319							0	0
B	Hi Def Electrical Total			12	-	12/19/18	03/06/19	Mar-19	143,309	200,632	142,314	200,632	58,319							0	0
B	Long Island Community Newspaper	N	Long Island Community Newspaper	10	-	09/24/19	11/26/19	Dec-19	266,127	359,271	265,328	359,271	93,943							0	0
B	Long Island Community Newspaper Total			10	-	09/24/19	11/26/19	Dec-19	266,127	359,271	265,328	359,271	93,943							0	0
B	De Best Pizza	N	De Best Pizza	50	-	11/01/17	10/10/18	Nov-18	521,713	782,570	520,718	782,645	261,927			75				0	0
B	De Best Pizza Total			50	-	11/01/17	10/10/18	Nov-18	521,713	782,570	520,718	782,645	261,927			75				0	0
B	Aero Info	Y	Quality Aircraft Tooling	6	-	02/20/20	03/19/20	Jun-20	146,625	198,809	142,590	185,435	42,845		13,524	150	82,000			0	0
B	Aero Info Total			6	-	02/20/20	03/19/20	Jun-20	146,625	198,809	142,590	185,435	42,845		13,524	150	82,000			0	0
B	Human Potential Consultants	N	Human Potential Consultants	27	-	05/31/19	11/15/19	Feb-20	106,860	141,961	105,825	143,036	37,211			1,075				0	0
B	Human Potential Consultants Total			27	-	05/31/19	11/15/19	Feb-20	106,860	141,961	105,825	143,036	37,211			1,075				0	0
B	Sun Fuels Inc	Y	Sun Fuels Inc	17	-	01/14/20	04/02/20	May-20	87,379	117,962	87,379	111,975	24,596		6,437	450				0	0
B	Sun Fuels Inc Total			17	-	01/14/20	04/02/20	May-20	87,379	117,962	87,379	111,975	24,596		6,437	450				0	0
B	Abraham Galindo Sole Proprietor	N	Abraham Galindo Sole Proprietor	16	-	01/03/19	04/11/19	Dec-19	72,100	99,400	44,374	73,184	28,810		27,041	825				0	0
B	Abraham Galindo Sole Proprietor Total			16	-	01/03/19	04/11/19	Dec-19	72,100	99,400	44,374	73,184	28,810		27,041	825				0	0
B	R and S Great Adventures	N	R and S Great Adventures	18	-	08/13/19	12/10/19	Mar-20	137,814	186,049	136,814	186,149	49,335			100				0	0
B	R and S Great Adventures Total			18	-	08/13/19	12/10/19	Mar-20	137,814	186,049	136,814	186,149	49,335			100				0	0
B	Ocean Coast Property Group	N	Ocean Coast Property Group	13	-	07/30/19	10/22/19	Oct-19	65,774	87,023	65,024	81,185	16,162		5,838	-				0	0
B	Ocean Coast Property Group Total			13	-	07/30/19	10/22/19	Oct-19	65,774	87,023	65,024	81,185	16,162		5,838	-				0	0
B	Novodiex Inc	N	Novodiex Inc	11	-	08/02/19	10/11/19	Dec-19	277,651	374,829	276,651	395,204	118,553			20,375				0	0
B	Novodiex Inc Total			11	-	08/02/19	10/11/19	Dec-19	277,651	374,829	276,651	395,204	118,553			20,375				0	0
B	LJF Inc	N	LJF Inc	19	-	03/21/19	07/26/19	Oct-19	608,496	841,974	608,926	818,199	23,776		23,776					0	0
B	LJF Inc Total			19	-	03/21/19	07/26/19	Oct-19	608,496	841,974	608,926	818,199	23,776		23,776					0	0
B	General Holdings	N	General Holdings	28	-	01/08/18	10/17/18	Jul-19	181,256	263,608	180,261	252,606	72,345		11,502	500				0	0
B	General Holdings Total			28	-	01/08/18	10/17/18	Jul-19	181,256	263,608	180,261	252,606	72,345		11,502	500				0	0
B	Forest Park Dental	N	Forest Park Dental	2	-	06/06/16	07/18/16	Aug-17	105,000	142,350	98,314	178,292	79,978			35,942				0	0
B	Forest Park Dental Total			2	-	06/06/16	07/18/16	Aug-17	105,000	142,350	98,314	178,292	79,978			35,942				0	0
B	ABC Used Trucks	N	ABC Used Trucks	4	-	09/09/14	06/10/15	Apr-16	305,000	406,000	300,296	417,149	116,853			11,149				0	0
B	ABC Used Trucks Total			4	-	09/09/14	06/10/15	Apr-16	305,000	406,000	300,296	417,149	116,853			11,149				0	0
B	Cooper Limo	N	Cooper Limo	8	-	12/12/18	01/23/19	Nov-19	98,755	120,086	50,268	72,040	21,772		48,521	475				0	0
B	Cooper Limo Total			8	-	12/12/18	01/23/19	Nov-19	98,755	120,086	50,268	72,040	21,772		48,521	475				0	0
B	Sabrina E Mickel DDS	N	Sabrina E Mickel DDS	26	-	06/28/19	12/13/19	Jan-20	198,092	264,675	196,557	264,825	68,267			150				0	0
B	Sabrina E Mickel DDS Total			26	-	06/28/19	12/13/19	Jan-20	198,092	264,675	196,557	264,825	68,267			150				0	0
B	Friday Furniture and Mattress	N	Friday Furniture and Mattress	29	-	09/11/18	03/19/19	Aug-19	110,000	157,880	109,965	158,630	48,665			750				0	0
B	Friday Furniture and Mattress Total			29	-	09/11/18	03/19/19	Aug-19	110,000	157,880	109,965	158,630									

Securities and Exchange Commission, Plaintiff,
 v.
 Complete Business Solutions Group, Inc. d/b/a Par Funding et al., Defendants.
 CASE NO. 9:20-cv-81205
 UNITED STATES DISTRICT COURT
 SOUTHERN DISTRICT OF FLORIDA

Category B - Detail of CBSG MCA Suites Activity for the period from 2012 through July 27, 2020

Source: MCA Suites

Category (Note 1)	Merchant Grouping (Note 11)	Funded After 01/01/20	Merchant Name (Note 8)	Total # of Deals (Note 2)	Deals with Reload (Note 3)	First Funding Date (Note 12)	Last Funding Date (Note 12)	Month of Last Payment (Note 13)	Total Advances and Repayments			Cash Advances and Repayments per MCA Suites			Transactional Data per MCA Suites			A/R Balance		
									A	B	C	D	E = D-C	F	G	H	I	J	K	L = J+K
									Advance Amount (Note 4)	Payback (Note 5)	Net Cash Advanced (Note 6)	Total Cash Repayments (Note 7)	Net Cash Surplus (Deficit)	Total Reload (Note 9)	Total Write-off (Note 8)	Total Fee (Note 8)	Total Collections 06/2020-07/27/2020 (Note 7)	Active A/R	Default A/R	Total A/R
B	Eva Logistics	N	Eva Logistics	2	-	03/05/19	04/26/19	Jun-20	350,000	475,000	345,690	473,532	127,842		8,743	7,275	81,500	0	0	0
B	Eva Logistics Total			2	-	03/05/19	04/26/19	Jun-20	350,000	475,000	345,690	473,532	127,842		8,743	7,275	81,500	0	0	0
B	Carolina Green Lawn Care	N	Carolina Green Lawn Care	7	-	02/20/19	03/27/19	May-19	50,497	69,306	49,312	69,306	19,994					0	0	0
B	Carolina Green Lawn Care Total			7	-	02/20/19	03/27/19	May-19	50,497	69,306	49,312	69,306	19,994					0	0	0
B	Benhaven Counseling 2	N	Benhaven Counseling 2	18	-	07/16/19	11/05/19	Feb-20	118,153	157,856	117,368	158,006	40,638			150		0	0	0
B	Benhaven Counseling 2 Total			18	-	07/16/19	11/05/19	Feb-20	118,153	157,856	117,368	158,006	40,638			150		0	0	0
B	Business Development	N	Business Development	15	-	07/26/17	10/25/17	Jan-18	203,884	300,781	200,151	301,231	101,080			450		0	0	0
B	Business Development Total			15	-	07/26/17	10/25/17	Jan-18	203,884	300,781	200,151	301,231	101,080			450		0	0	0
B	GNG Music Instruction	N	GNG Music Instruction	14	-	02/09/18	05/11/18	Sep-18	76,000	114,000	75,005	114,000	38,995					0	0	0
B	GNG Music Instruction Total			14	-	02/09/18	05/11/18	Sep-18	76,000	114,000	75,005	114,000	38,995					0	0	0
B	Routenstein Royal Group (Green School of Hollywood)	N	Routenstein Royal Group (Green School of Hollywood)	20	-	12/26/18	05/01/19	Sep-19	72,191	104,465	71,756	106,465	34,709			2,000		0	0	0
B	Routenstein Royal Group (Green School of Hollywood) Total			20	-	12/26/18	05/01/19	Sep-19	72,191	104,465	71,756	106,465	34,709			2,000		0	0	0
B	Trademark Flooring	N	Trademark Flooring	24	-	12/15/17	05/25/18	Aug-18	178,357	267,536	177,362	267,636	90,274			100		0	0	0
B	Trademark Flooring Total			24	-	12/15/17	05/25/18	Aug-18	178,357	267,536	177,362	267,636	90,274			100		0	0	0
B	Taylor Internal Medicine of Selma	N	Taylor Internal Medicine of Selma	2	-	09/18/19	09/25/19	Oct-19	72,463	97,826	71,376	97,826	26,449					0	0	0
B	Taylor Internal Medicine of Selma Total			2	-	09/18/19	09/25/19	Oct-19	72,463	97,826	71,376	97,826	26,449					0	0	0
B	Professional Lift Solutions	N	Professional Lift Solutions	12	-	06/07/19	11/08/19	Dec-19	135,170	175,774	114,815	151,128	36,313		24,646			0	0	0
B	Professional Lift Solutions Total			12	-	06/07/19	11/08/19	Dec-19	135,170	175,774	114,815	151,128	36,313		24,646			0	0	0
B	Reagens Rx Compounding Pharmacy	N	Reagens Rx Compounding Pharmacy	3	-	05/18/18	06/01/18	Aug-18	98,675	136,172	97,680	136,847	39,167			675		0	0	0
B	Reagens Rx Compounding Pharmacy Total			3	-	05/18/18	06/01/18	Aug-18	98,675	136,172	97,680	136,847	39,167			675		0	0	0
B	Knights Veterinary Service	Y	Knights Veterinary Service	9	-	01/16/20	03/12/20	Jul-20	93,500	126,225	92,500	108,901	16,401		19,574	2,250	62,000	0	0	0
B	Knights Veterinary Service Total			9	-	01/16/20	03/12/20	Jul-20	93,500	126,225	92,500	108,901	16,401		19,574	2,250	62,000	0	0	0
B	Local Auto Group	N	Local Auto Group	5	-	11/29/19	12/27/19	May-20	237,228	320,257	229,233	311,283	82,051		110,198	575		(100,649)	(100,649)	(100,649)
B	Local Auto Group	Y	Local Auto Group	2	-	01/03/20	01/10/20	Jan-00	74,555	100,649	74,555		(74,555)					100,649	100,649	100,649
B	Local Auto Group Total			7	-	11/29/19	01/10/20	May-20	311,782	420,906	303,787	311,283	7,496		110,198	575		0	0	0
B	Just Waste	N	Just Waste	14	-	07/10/19	09/20/19	Dec-19	139,721	185,329	138,151	186,604	48,453			1,275		0	0	0
B	Just Waste Total			14	-	07/10/19	09/20/19	Dec-19	139,721	185,329	138,151	186,604	48,453			1,275		0	0	0
B	Jimmys Place	N	Jimmys Place	13	-	09/20/17	12/13/17	Feb-18	77,000	115,500	76,005	115,500	39,495					0	0	0
B	Jimmys Place Total			13	-	09/20/17	12/13/17	Feb-18	77,000	115,500	76,005	115,500	39,495					0	0	0
B	J and M Monitoring	N	J and M Monitoring	15	-	04/26/19	07/26/19	Dec-19	125,003	172,604	123,718	178,036	54,319		6,642	12,075		0	0	0
B	J and M Monitoring Total			15	-	04/26/19	07/26/19	Dec-19	125,003	172,604	123,718	178,036	54,319		6,642	12,075		0	0	0
B	Haberstroh Insurance	N	Haberstroh Insurance	8	-	07/12/19	08/23/19	Oct-19	100,844	133,390	100,484	118,108	17,623		15,982	700		0	0	0
B	Haberstroh Insurance Total			8	-	07/12/19	08/23/19	Oct-19	100,844	133,390	100,484	118,108	17,623		15,982	700		0	0	0
B	Elbrica	N	Elbrica	2	-	08/01/17	08/08/17	Feb-18	67,960	101,940	64,056	102,765	38,709			825		0	0	0
B	Elbrica Total			2	-	08/01/17	08/08/17	Feb-18	67,960	101,940	64,056	102,765	38,709			825		0	0	0
B	DX Marketing	N	DX Marketing	8	-	10/04/19	11/21/19	Jan-20	230,881	307,072	228,381	307,072	78,691					0	0	0
B	DX Marketing Total			8	-	10/04/19	11/21/19	Jan-20	230,881	307,072	228,381	307,072	78,691					0	0	0
B	Heart Of The Carolinas	N	Heart Of The Carolinas	14	-	05/09/19	08/01/19	Nov-19	313,162	430,026	309,127	437,490	128,363		12,636	20,100		0	0	0
B	Heart Of The Carolinas Total			14	-	05/09/19	08/01/19	Nov-19	313,162	430,026	309,127	437,490	128,363		12,636	20,100		0	0	0
B	Countryside Veterinary Care	N	Countryside Veterinary Care	12	-	03/27/19	06/18/19	Jul-19	162,000	226,800	159,900	226,975	67,075			175		0	0	0
B	Countryside Veterinary Care Total			12	-	03/27/19	06/18/19	Jul-19	162,000	226,800	159,900	226,975	67,075			175		0	0	0
B	Chapala Authentic Mexican Restaurant	N	Chapala Authentic Mexican Restaurant	36	-	03/27/19	08/08/19	Oct-19	182,490	250,717	180,752	252,517	71,765			1,800		0	0	0
B	Chapala Authentic Mexican Restaurant Total			36	-	03/27/19	08/08/19	Oct-19	182,490	250,717	180,752	252,517	71,765			1,800		0	0	0

Securities and Exchange Commission, Plaintiff,
 v.
 Complete Business Solutions Group, Inc. d/b/a Par Funding et al., Defendants.
 CASE NO. 9:20-cv-81205
 UNITED STATES DISTRICT COURT
 SOUTHERN DISTRICT OF FLORIDA

Category B - Detail of CBSG MCA Suites Activity for the period from 2012 through July 27, 2020

Source: MCA Suites

Category (Note 1)	Merchant Grouping (Note 11)	Funded After 01/01/20	Merchant Name (Note 8)	Total # of Deals (Note 2)	Deals with Reload (Note 3)	First Funding Date (Note 12)	Last Funding Date (Note 12)	Month of Last Payment (Note 13)	Total Advances and Repayments			Cash Advances and Repayments per MCA Suites			Transactional Data per MCA Suites			A/R Balance		
									A	B	C	D	E = D-C	F	G	H	I	J	K	L = J+K
									Advance Amount (Note 4)	Payback (Note 5)	Net Cash Advanced (Note 6)	Total Cash Repayments (Note 7)	Net Cash Surplus (Deficit)	Total Reload (Note 9)	Total Write-off (Note 8)	Total Fee (Note 8)	Total Collections 06/2020-07/27/2020 (Note 7)	Active A/R	Default A/R	Total A/R
B	Delmarva Wifi	N	Delmarva Wifi	21	-	06/10/19	10/21/19	Nov-19	101,704	134,000	101,669	134,000	32,331					0		0
B	Delmarva Wifi	Y	Delmarva Wifi	9	-	01/07/20	03/09/20	Mar-20	103,005	139,057	102,005	108,899	6,894		31,058	900		0		-
B	Delmarva Wifi Total			30		06/10/19	03/09/20	Mar-20	204,709	273,057	203,674	242,899	39,225		31,058	900		0		0
B	CHF Intl Inc	N	CHF Intl Inc	10	-	07/16/19	09/10/19	Mar-20	175,965	234,253	173,630	203,571	29,941		31,532	850		0		0
B	CHF Intl Inc Total			10		07/16/19	09/10/19	Mar-20	175,965	234,253	173,630	203,571	29,941		31,532	850		0		0
B	Atwood Contracting	N	Atwood Contracting	7	-	07/19/19	08/30/19	Oct-19	55,215	74,540	54,996	74,540	19,543					0		0
B	Atwood Contracting Total			7		07/19/19	08/30/19	Oct-19	55,215	74,540	54,996	74,540	19,543					0		0
B	Amaco Management	N	Amaco Management	3	-	04/03/15	02/11/16	Aug-16	330,000	426,000	325,323	429,641	104,318			3,641		0		0
B	Amaco Management Total			3		04/03/15	02/11/16	Aug-16	330,000	426,000	325,323	429,641	104,318			3,641		0		0
B	Fultz Construction	N	Fultz Construction	3	-	10/05/16	02/09/17	Mar-19	177,715	260,773	174,753	264,498	89,745			3,725		0		0
B	Fultz Construction Total			3		10/05/16	02/09/17	Mar-19	177,715	260,773	174,753	264,498	89,745			3,725		0		0
B	Rendezvous Inc	N	Rendezvous Inc	28	-	02/22/19	09/04/19	Feb-20	244,525	343,826	240,740	335,471	94,731		9,105	750		0		0
B	Rendezvous Inc Total			28		02/22/19	09/04/19	Feb-20	244,525	343,826	240,740	335,471	94,731		9,105	750		0		0
B	Endeveran Corporation	N	Endeveran Corporation	10	-	10/15/18	12/17/18	Dec-18	50,704	70,985	50,704	70,985	20,281					0		0
B	Endeveran Corporation Total			10		10/15/18	12/17/18	Dec-18	50,704	70,985	50,704	70,985	20,281					0		0
B	American Visa of DC	N	American Visa of DC	21	-	02/08/18	06/28/18	Sep-18	128,000	192,000	127,005	192,000	64,995					0		0
B	American Visa of DC Total			21		02/08/18	06/28/18	Sep-18	128,000	192,000	127,005	192,000	64,995					0		0
B	Brian Martella Construction	N	Brian Martella Construction	26	-	08/04/17	04/18/18	Mar-19	532,755	794,132	528,855	464,704	(64,152)			8,150		0	337,579	337,579
B	Brian Martella Construction Total			26		08/04/17	04/18/18	Mar-19	532,755	794,132	528,855	464,704	(64,152)			8,150		0	337,579	337,579
B	Roxies Elderly Homes	N	Roxies Elderly Homes	21	-	04/16/18	12/17/18	Jun-19	68,000	99,500	59,504	91,999	32,495		7,501			0		0
B	Roxies Elderly Homes Total			21		04/16/18	12/17/18	Jun-19	68,000	99,500	59,504	91,999	32,495		7,501			0		0
B	Real Sourcing Network	Y	Real Sourcing Network	28	-	01/07/20	04/15/20	Jul-20	207,998	278,598	204,963	278,598	73,634				57,775		0	0
B	Real Sourcing Network Total			28		01/07/20	04/15/20	Jul-20	207,998	278,598	204,963	278,598	73,634				57,775		0	0
B	Team Cavalier	N	Team Cavalier	6	-	06/27/19	07/25/19	Oct-19	77,952	104,135	76,717	88,124	11,407		16,461	450		0		0
B	Team Cavalier Total			6		06/27/19	07/25/19	Oct-19	77,952	104,135	76,717	88,124	11,407		16,461	450		0		0
B	Red Wood Inn	N	Red Wood Inn	5	-	03/27/19	04/24/19	Apr-20	63,759	89,263	61,760	89,788	28,028			525		0		0
B	Red Wood Inn Total			5		03/27/19	04/24/19	Apr-20	63,759	89,263	61,760	89,788	28,028			525		0		0
B	Metro Cardiovascular	N	Metro Cardiovascular	12	-	01/12/18	03/30/18	Nov-18	149,025	223,538	148,030	224,713	76,683			1,175		0		0
B	Metro Cardiovascular Total			12		01/12/18	03/30/18	Nov-18	149,025	223,538	148,030	224,713	76,683			1,175		0		0
B	Mankamana Holdings	N	Mankamana Holdings	6	-	02/28/19	04/04/19	Apr-19	54,055	71,893	52,555	71,893	19,338					0		0
B	Mankamana Holdings Total			6		02/28/19	04/04/19	Apr-19	54,055	71,893	52,555	71,893	19,338					0		0
B	Kathom Manufacturing	N	Kathom Manufacturing	9	-	09/20/19	11/08/19	Nov-19	112,015	152,822	110,065	152,822	42,756					0		0
B	Kathom Manufacturing Total			9		09/20/19	11/08/19	Nov-19	112,015	152,822	110,065	152,822	42,756					0		0
B	Kane Bag and Tarp Co	N	Kane Bag and Tarp Co	5	-	02/22/17	03/22/17	Oct-17	39,898	55,858	38,903	55,858	16,954					0		0
B	Kane Bag and Tarp Co Total			5		02/22/17	03/22/17	Oct-17	39,898	55,858	38,903	55,858	16,954					0		0
B	First Priority Insurance Group	N	First Priority Insurance Group	15	-	07/11/19	10/17/19	Jan-20	26,959	36,395	26,609	36,395	9,786					0		0
B	First Priority Insurance Group Total			15		07/11/19	10/17/19	Jan-20	26,959	36,395	26,609	36,395	9,786					0		0
B	Helping Hearts Sitter Service	N	Helping Hearts Sitter Service	24	-	11/03/17	04/13/18	May-20	269,061	403,592	268,066	377,387	109,321		26,505	300		0		0
B	Helping Hearts Sitter Service Total			24		11/03/17	04/13/18	May-20	269,061	403,592	268,066	377,387	109,321		26,505	300		0		0
B	Puhi Industrial Parts and Bearing	N	Puhi Industrial Parts and Bearing	17	-	05/06/19	08/26/19	Jun-20	104,139	145,795	103,739	151,799	48,060		3,296	9,300	3,000	0		0
B	Puhi Industrial Parts and Bearing Total			17		05/06/19	08/26/19	Jun-20	104,139	145,795	103,739	151,799	48,060		3,296	9,300	3,000	0		0
B	Nelson Finish Carpentry	N	Nelson Finish Carpentry	17	-	03/29/19	08/21/19	Nov-19	114,973	153,062	113,904	153,062	39,158					0		0
B	Nelson Finish Carpentry Total			17		03/29/19	08/21/19	Nov-19	114,973	153,062	113,904	153,062	39,158					0		0
B	Ebony Home Health Agency	Y	Ebony Home Health Agency	10	-	01/30/20	03/26/20	May-20	78,028	102,038	75,493	84,559	9,065		17,879	400		0		0
B	Ebony Home Health Agency Total			10		01/30/20	03/26/20	May-20	78,028	102,038	75,493	84,559	9,065		17,879	400		0		0
B	Demvas	N	Demvas	22	-	12/08/17	05/11/18	Jul-18	133,000	199,500	132,005	199,800	67,795			300		0		0
B	Demvas Total			22		12/08/17	05/11/18	Jul-18	133,000	199,500	132,005	199,800	67,795			300		0		0

Securities and Exchange Commission, Plaintiff,
 v.
 Complete Business Solutions Group, Inc. d/b/a Par Funding et al., Defendants.
 CASE NO. 9:20-cv-81205
 UNITED STATES DISTRICT COURT
 SOUTHERN DISTRICT OF FLORIDA

Category B - Detail of CBSG MCA Suites Activity for the period from 2012 through July 27, 2020

Source: MCA Suites

Category (Note 1)	Merchant Grouping (Note 11)	Funded After 01/01/20	Merchant Name (Note 8)	Total # of Deals (Note 2)	Deals with Reload (Note 3)	First Funding Date (Note 12)	Last Funding Date (Note 12)	Month of Last Payment (Note 13)	Total Advances and Repayments			Cash Advances and Repayments per MCA Suites			Transactional Data per MCA Suites			A/R Balance		
									A	B	C	D	E = D-C	F	G	H	I	J	K	L = J+K
									Advance Amount (Note 4)	Payback (Note 5)	Net Cash Advanced (Note 6)	Total Cash Repayments (Note 7)	Net Cash Surplus (Deficit)	Total Reload (Note 9)	Total Write-off (Note 8)	Total Fee (Note 8)	Total Collections 06/2020-07/27/2020 (Note 7)	Active A/R	Default A/R	Total A/R
B	Belloise Real Estate	N	Belloise Real Estate	14	-	09/26/19	12/26/19	Apr-20	304,397	410,936	302,397	424,709	122,312			5,075		(8,698)		(8,698)
B	Belloise Real Estate	Y	Belloise Real Estate	6	-	01/02/20	02/06/20	May-20	38,105	51,442	38,105	42,743	4,638					8,698		8,698
B	Belloise Real Estate Total			20	-	09/26/19	02/06/20	May-20	342,502	462,377	340,502	467,452	126,951			5,075		0		0
B	Bryan Hartsell Advanced Air	N	Bryan Hartsell Advanced Air	13	-	03/22/19	06/14/19	Sep-19	33,000	46,200	32,550	46,200	13,650					0		0
B	Bryan Hartsell Advanced Air Total			13	-	03/22/19	06/14/19	Sep-19	33,000	46,200	32,550	46,200	13,650					0		0
B	Sustainable Forestry Applications	N	Sustainable Forestry Applications	6	-	08/08/19	09/05/19	Jun-20	50,584	66,638	50,339	63,583	13,244	4,480	1,425	14,400		0		0
B	Sustainable Forestry Applications Total			6	-	08/08/19	09/05/19	Jun-20	50,584	66,638	50,339	63,583	13,244	4,480	1,425	14,400		0		0
B	Peachtree Ear Nose and Throat Center	N	Peachtree Ear Nose and Throat Center	12	-	01/15/19	04/02/19	May-19	84,265	103,464	44,841	61,375	16,535	42,238	150			0		0
B	Peachtree Ear Nose and Throat Center Total			12	-	01/15/19	04/02/19	May-19	84,265	103,464	44,841	61,375	16,535	42,238	150			0		0
B	Masingale Family Practice	N	Masingale Family Practice	7	-	05/15/17	06/26/17	Dec-17	58,962	88,443	57,967	88,443	30,476					0		0
B	Masingale Family Practice Total			7	-	05/15/17	06/26/17	Dec-17	58,962	88,443	57,967	88,443	30,476					0		0
B	Ollies At Hiro Sush	N	Ollies At Hiro Sush	19	-	10/10/18	06/27/19	Dec-19	99,000	133,100	98,930	119,503	20,573		1,325			0	14,922	14,922
B	Ollies At Hiro Sush Total			19	-	10/10/18	06/27/19	Dec-19	99,000	133,100	98,930	119,503	20,573		1,325			0	14,922	14,922
B	Jonathan D Volinsky	N	Jonathan D Volinsky	11	-	03/20/19	05/22/19	Aug-19	174,382	240,935	172,282	240,935	68,653					0		0
B	Jonathan D Volinsky Total			11	-	03/20/19	05/22/19	Aug-19	174,382	240,935	172,282	240,935	68,653					0		0
B	Holdin It Down Enterprise	N	Holdin It Down Enterprise	15	-	10/30/18	02/05/19	Sep-19	44,500	61,200	43,965	62,475	18,510		1,275			0		0
B	Holdin It Down Enterprise Total			15	-	10/30/18	02/05/19	Sep-19	44,500	61,200	43,965	62,475	18,510		1,275			0		0
B	Mels Commissary	N	Mels Commissary	30	-	10/04/18	04/18/19	Aug-19	143,500	202,205	143,465	202,355	58,890		150			0		0
B	Mels Commissary Total			30	-	10/04/18	04/18/19	Aug-19	143,500	202,205	143,465	202,355	58,890		150			0		0
B	Jayson R Braim	N	Jayson R Braim	19	-	12/12/18	11/14/19	Feb-20	107,228	138,019	106,459	138,019	31,560					0		0
B	Jayson R Braim Total			19	-	12/12/18	11/14/19	Feb-20	107,228	138,019	106,459	138,019	31,560					0		0
B	Whitewood Group	Y	Whitewood Group	5	-	02/25/20	03/24/20	May-20	55,233	76,774	53,238	61,822	8,585	15,252	300			0		0
B	Whitewood Group Total			5	-	02/25/20	03/24/20	May-20	55,233	76,774	53,238	61,822	8,585	15,252	300			0		0
B	Valiant Property Solutions	N	Valiant Property Solutions	2	-	10/30/19	12/18/19	Feb-20	50,000	62,600	50,000	53,665	3,665	9,860	925			0		0
B	Valiant Property Solutions	Y	The Business Doctor CPA	1	-	02/10/20	02/10/20	May-20	8,000	11,120	7,760	11,120	3,360					-		-
B	Valiant Property Solutions Total			3	-	10/30/19	02/10/20	May-20	58,000	73,720	57,760	64,785	7,025	9,860	925			0		0
B	Scott Sommers Natural Life Center	N	Scott Sommers Natural Life Center	7	-	02/15/19	03/28/19	Apr-19	57,173	80,042	55,773	80,042	24,269					0		0
B	Scott Sommers Natural Life Center Total			7	-	02/15/19	03/28/19	Apr-19	57,173	80,042	55,773	80,042	24,269					0		0
B	Ruitenberg Design Group (K Fab Services)	N	Ruitenberg Design Group (K Fab Services)	4	-	01/20/17	11/20/17	Apr-18	450,000	631,750	444,172	530,959	86,787	30,800	6,134			0	76,125	76,125
B	Ruitenberg Design Group (K Fab Services) Total			4	-	01/20/17	11/20/17	Apr-18	450,000	631,750	444,172	530,959	86,787	30,800	6,134			0	76,125	76,125
B	MHRAC	N	MHRAC	8	-	11/28/18	01/02/19	May-19	96,534	118,366	50,103	74,120	24,017	44,246	-			0		0
B	MHRAC Total			8	-	11/28/18	01/02/19	May-19	96,534	118,366	50,103	74,120	24,017	44,246	-			0		0
B	Patty Snell and Associates	N	Patty Snell and Associates	2	-	12/10/15	01/06/16	Jul-17	47,500	71,249	46,302	86,824	40,522		15,575			0		0
B	Patty Snell and Associates Total			2	-	12/10/15	01/06/16	Jul-17	47,500	71,249	46,302	86,824	40,522		15,575			0		0
B	Naxa Home Group	N	Naxa Home Group	9	-	02/01/19	04/02/19	Aug-19	141,253	170,062	69,516	99,601	30,084	70,987	525			0		0
B	Naxa Home Group Total			9	-	02/01/19	04/02/19	Aug-19	141,253	170,062	69,516	99,601	30,084	70,987	525			0		0
B	Newport Mesa Animal Hospital	N	Newport Mesa Animal Hospital	14	-	05/31/18	01/24/19	Apr-19	190,761	261,565	187,127	261,565	74,438					0		0
B	Newport Mesa Animal Hospital Total			14	-	05/31/18	01/24/19	Apr-19	190,761	261,565	187,127	261,565	74,438					0		0
B	Lazo Landscaping Services	Y	Lazo Landscaping Services	7	-	02/25/20	03/31/20	Jul-20	219,528	296,363	216,028	230,414	14,386	66,624	675	27,500		0		0
B	Lazo Landscaping Services Total			7	-	02/25/20	03/31/20	Jul-20	219,528	296,363	216,028	230,414	14,386	66,624	675	27,500		0		0
B	Lindner Capital Advisors	N	Lindner Capital Advisors	4	-	06/20/18	07/03/18	Sep-18	89,497	121,846	89,462	121,846	32,384					0		0

Securities and Exchange Commission, Plaintiff,
 v.
 Complete Business Solutions Group, Inc. d/b/a Par Funding et al., Defendants.
 CASE NO. 9:20-cv-81205
 UNITED STATES DISTRICT COURT
 SOUTHERN DISTRICT OF FLORIDA

Category B - Detail of CBSG MCA Suites Activity for the period from 2012 through July 27, 2020

Source: MCA Suites

Category (Note 1)	Merchant Grouping (Note 11)	Funded After 01/01/20	Merchant Name (Note 8)	Total # of Deals (Note 2)	Deals with Reload (Note 3)	First Funding Date (Note 12)	Last Funding Date (Note 12)	Month of Last Payment (Note 13)	Total Advances and Repayments			Cash Advances and Repayments per MCA Suites			Transactional Data per MCA Suites			A/R Balance			
									Advance Amount (Note 4)	Payback (Note 5)	Net Cash Advanced (Note 6)	Total Cash Repayments (Note 7)	Net Cash Surplus (Deficit)	Total Reload (Note 9)	Total Write-off (Note 8)	Total Fee (Note 8)	Total Collections 06/2020-07/27/2020 (Note 7)	Active A/R	Default A/R	Total A/R	
B	Lindner Capital Advisors Total			4	-	06/20/18	07/03/18	Sep-18	89,497	121,846	89,462	121,846	32,384						0		0
B	Koloa Pacific Construction	N	Koloa Pacific Construction	25	-	02/15/19	07/19/19	Aug-19	586,000	788,400	581,870	788,400	206,530						0		0
B	Koloa Pacific Construction Total			25	-	02/15/19	07/19/19	Aug-19	586,000	788,400	581,870	788,400	206,530						0		0
B	GWP Builders	Y	GWP Builders	41	-	02/25/20	06/01/20	Jul-20	124,381	172,033	121,351	172,108	50,757			75	75,441		0		0
B	GWP Builders Total			41	-	02/25/20	06/01/20	Jul-20	124,381	172,033	121,351	172,108	50,757			75	75,441		0		0
B	Foxy Nails Salon	N	Foxy Nails Salon	15	-	01/17/18	04/25/18	Jun-18	30,500	45,750	29,505	45,825	16,320			75			0		0
B	Foxy Nails Salon Total			15	-	01/17/18	04/25/18	Jun-18	30,500	45,750	29,505	45,825	16,320			75			0		0
B	GEFCM	N	GEFCM	26	-	12/23/16	06/09/17	Dec-19	106,500	158,500	105,155	143,446	38,291		17,679		2,625		0		0
B	GEFCM Total			26	-	12/23/16	06/09/17	Dec-19	106,500	158,500	105,155	143,446	38,291		17,679		2,625		0		0
B	Elite Championship Tournament Baseball	N	Elite Championship Tournament Baseball	6	-	02/21/18	03/21/18	Jul-18	207,094	310,391	205,100	310,391	105,291						0		0
B	Elite Championship Tournament Baseball Total			6	-	02/21/18	03/21/18	Jul-18	207,094	310,391	205,100	310,391	105,291						0		0
B	CC Heavy Equipment	N	CC Heavy Equipment	3	-	11/15/19	11/22/19	Mar-20	34,941	46,818	32,910	53,663	20,753			6,845			0		0
B	CC Heavy Equipment Total			3	-	11/15/19	11/22/19	Mar-20	34,941	46,818	32,910	53,663	20,753			6,845			0		0
B	Arroyo and Silva Corporation	N	Arroyo and Silva Corporation	20	-	08/01/18	12/12/18	Feb-19	215,213	322,820	214,218	323,270	109,052			450			0		0
B	Arroyo and Silva Corporation Total			20	-	08/01/18	12/12/18	Feb-19	215,213	322,820	214,218	323,270	109,052			450			0		0
B	Bohlen Group	N	Bohlen Group	15	-	05/01/18	08/07/18	Oct-18	102,478	153,717	101,483	153,717	52,234						0		0
B	Bohlen Group Total			15	-	05/01/18	08/07/18	Oct-18	102,478	153,717	101,483	153,717	52,234						0		0
B	American National Molding	N	American National Molding	20	-	08/03/18	03/01/19	May-19	199,819	270,633	179,359	251,818	72,459		20,391	1,575			0		0
B	American National Molding Total			20	-	08/03/18	03/01/19	May-19	199,819	270,633	179,359	251,818	72,459		20,391	1,575			0		0
B	Norma C Salceda MD	N	Norma C Salceda MD	16	-	06/11/19	10/02/19	Oct-19	225,840	301,909	224,905	317,359	92,454			15,450			0		0
B	Norma C Salceda MD Total			16	-	06/11/19	10/02/19	Oct-19	225,840	301,909	224,905	317,359	92,454			15,450			0		0
B	Independent Solutions Community Services	N	Independent Solutions Community Services	14	-	05/02/19	08/01/19	Feb-20	53,988	75,583	53,638	80,308	26,670			4,725			0		0
B	Independent Solutions Community Services Total			14	-	05/02/19	08/01/19	Feb-20	53,988	75,583	53,638	80,308	26,670			4,725			0		0
B	Lincoln Peak Properties	N	Lincoln Peak Properties	8	-	02/21/18	04/11/18	Sep-18	69,000	103,500	68,005	104,381	36,376			881			0		0
B	Lincoln Peak Properties Total			8	-	02/21/18	04/11/18	Sep-18	69,000	103,500	68,005	104,381	36,376			881			0		0
B	Harper Cleaners	N	Harper Cleaners	23	-	03/06/18	08/07/18	Jan-19	23,000	34,500	22,850	35,025	12,175			525			0		0
B	Harper Cleaners Total			23	-	03/06/18	08/07/18	Jan-19	23,000	34,500	22,850	35,025	12,175			525			0		0
B	Fresh The Sneaker Store	N	Fresh The Sneaker Store	29	-	11/10/17	05/25/18	May-19	85,250	123,875	58,628	90,467	31,839		25,626	725			0	8,506	8,506
B	Fresh The Sneaker Store Total			29	-	11/10/17	05/25/18	May-19	85,250	123,875	58,628	90,467	31,839		25,626	725			0	8,506	8,506
B	Mainstream House	N	Mainstream House	23	-	08/31/18	01/25/19	May-19	77,000	107,600	76,965	108,725	31,760			1,125			0		0
B	Mainstream House Total			23	-	08/31/18	01/25/19	May-19	77,000	107,600	76,965	108,725	31,760			1,125			0		0
B	Waterlick East	N	Waterlick East	13	-	06/29/17	09/21/17	Nov-17	39,052	59,396	38,602	59,396	20,794						0		0
B	Waterlick East Total			13	-	06/29/17	09/21/17	Nov-17	39,052	59,396	38,602	59,396	20,794						0		0
B	TD Underground Group	N	TD Underground Group	10	-	07/31/19	10/02/19	Mar-20	43,747	59,059	42,747	59,959	17,212			900			0		0
B	TD Underground Group Total			10	-	07/31/19	10/02/19	Mar-20	43,747	59,059	42,747	59,959	17,212			900			0		0
B	TC Construction	N	TC Construction	31	-	12/24/18	07/29/19	Sep-19	166,279	232,791	165,279	237,316	72,037			4,525			0		0
B	TC Construction Total			31	-	12/24/18	07/29/19	Sep-19	166,279	232,791	165,279	237,316	72,037			4,525			0		0
B	Sonnys Automotive	N	Sonnys Automotive	11	-	10/09/19	12/11/19	Apr-20	34,693	46,285	34,563	43,269	8,707		3,516	500			0		0
B	Sonnys Automotive Total			11	-	10/09/19	12/11/19	Apr-20	34,693	46,285	34,563	43,269	8,707		3,516	500			0		0
B	Stone Hill Landscape Services	N	Stone Hill Landscape Services	11	-	08/11/17	10/13/17	Nov-18	100,817	149,826	97,898	152,051	54,153			2,225			0		0
B	Stone Hill Landscape Services Total			11	-	08/11/17	10/13/17	Nov-18	100,817	149,826	97,898	152,051	54,153			2,225			0		0
B	National Motorsports	N	National Motorsports	14	-	12/29/17	04/06/18	Jun-18	111,038	166,557	110,043	166,557	56,514						0		0
B	National Motorsports Total			14	-	12/29/17	04/06/18	Jun-18	111,038	166,557	110,043	166,557	56,514						0		0
B	Lara Mediterranean	N	Lara Mediterranean	16	-	07/05/19	10/18/19	Dec-19	29,028	39,188	28,928	39,263	10,335			75			0		0
B	Lara Mediterranean Total			16	-	07/05/19	10/18/19	Dec-19	29,028	39,188	28,928	39,263	10,335			75			0		0

Securities and Exchange Commission, Plaintiff,
 v.
 Complete Business Solutions Group, Inc. d/b/a Par Funding et al., Defendants.
 CASE NO. 9:20-cv-81205
 UNITED STATES DISTRICT COURT
 SOUTHERN DISTRICT OF FLORIDA

Category B - Detail of CBSG MCA Suites Activity for the period from 2012 through July 27, 2020

Source: MCA Suites

Category (Note 1)	Merchant Grouping (Note 11)	Funded After 01/01/20	Merchant Name (Note 8)	Total # of Deals (Note 2)	Deals with Reload (Note 3)	First Funding Date (Note 12)	Last Funding Date (Note 12)	Month of Last Payment (Note 13)	Total Advances and Repayments			Cash Advances and Repayments per MCA Suites			Transactional Data per MCA Suites			A/R Balance		
									Advance Amount (Note 4)	Payback (Note 5)	Net Cash Advanced (Note 6)	Total Cash Repayments (Note 7)	Net Cash Surplus (Deficit)	Total Reload (Note 9)	Total Write-off (Note 8)	Total Fee (Note 8)	Total Collections 06/20/20-07/27/2020 (Note 7)	Active A/R	Default A/R	Total A/R
B	JTKT	N	JTKT	2	-	07/25/14	07/28/14	Nov-15	60,000	85,200	58,432	88,487	30,055			3,287		0		0
B	JTKT Total			2	-	07/25/14	07/28/14	Nov-15	60,000	85,200	58,432	88,487	30,055			3,287		0		0
B	Gianesin LLC (Caprigios Pizza)	N	Gianesin LLC (Caprigios Pizza)	6	-	10/16/19	11/19/19	Mar-20	20,865	28,168	20,465	28,893	8,428		725		0		0	
B	Gianesin LLC (Caprigios Pizza) Total			6	-	10/16/19	11/19/19	Mar-20	20,865	28,168	20,465	28,893	8,428		725		0		0	
B	Flowers of the World (Pro Flora)	N	Flowers of the World (Pro Flora)	13	-	02/22/19	05/10/19	Feb-20	78,555	108,377	77,805	110,027	32,222		1,650		0		0	
B	Flowers of the World (Pro Flora) Total			13	-	02/22/19	05/10/19	Feb-20	78,555	108,377	77,805	110,027	32,222		1,650		0		0	
B	Greater Pittsburgh Dumpsters	Y	Greater Pittsburgh Dumpsters	10	-	02/06/20	03/30/20	Apr-20	118,469	158,702	115,434	158,702	43,268				0		0	
B	Greater Pittsburgh Dumpsters Total			10	-	02/06/20	03/30/20	Apr-20	118,469	158,702	115,434	158,702	43,268				0		0	
B	Cherokee Insurance Center	N	Cherokee Insurance Center	17	-	01/23/18	05/15/18	Aug-18	52,759	79,139	51,764	79,139	27,375				0		0	
B	Cherokee Insurance Center Total			17	-	01/23/18	05/15/18	Aug-18	52,759	79,139	51,764	79,139	27,375				0		0	
B	Arellano Masonry	N	Arellano Masonry	2	-	10/25/19	11/01/19	Feb-20	13,935	19,090	13,725	17,049	3,325	3,016	975		0		0	
B	Arellano Masonry Total			2	-	10/25/19	11/01/19	Feb-20	13,935	19,090	13,725	17,049	3,325	3,016	975		0		0	
B	All Your Home Health	N	All Your Home Health	9	-	05/16/17	07/11/17	Jan-19	103,420	155,130	102,425	159,605	57,180		4,475		0		0	
B	All Your Home Health Total			9	-	05/16/17	07/11/17	Jan-19	103,420	155,130	102,425	159,605	57,180		4,475		0		0	
B	Affordable Residential Roofing	N	Affordable Residential Roofing	13	-	07/31/19	10/09/19	Feb-20	76,259	101,024	74,939	101,024	26,086				0		0	
B	Affordable Residential Roofing Total			13	-	07/31/19	10/09/19	Feb-20	76,259	101,024	74,939	101,024	26,086				0		0	
B	Greenearth Solutions USA Electric	N	Greenearth Solutions USA Electric	15	-	02/14/19	02/14/19	Jul-20	62,585	87,618	62,086	91,451	29,366	817	4,650	6,100	0		0	
B	Greenearth Solutions USA Electric Total			15	-	02/14/19	02/14/19	Jul-20	62,585	87,618	62,086	91,451	29,366	817	4,650	6,100	0		0	
B	Shepherd Holdings (God Is Daycare)	N	Shepherd Holdings (God Is Daycare)	15	-	09/28/18	01/11/19	May-19	27,000	38,610	27,000	38,685	11,685		75		0		0	
B	Shepherd Holdings (God Is Daycare) Total			15	-	09/28/18	01/11/19	May-19	27,000	38,610	27,000	38,685	11,685		75		0		0	
B	Teffs Food	N	Teffs Food	13	-	08/21/18	11/06/18	Mar-19	79,000	106,400	77,006	106,400	29,394				0		0	
B	Teffs Food Total			13	-	08/21/18	11/06/18	Mar-19	79,000	106,400	77,006	106,400	29,394				0		0	
B	Two Guys Autobody Supplies	N	Two Guys Autobody Supplies	21	-	12/20/16	05/09/17	Sep-17	91,366	129,739	90,371	129,739	39,369				0		0	
B	Two Guys Autobody Supplies Total			21	-	12/20/16	05/09/17	Sep-17	91,366	129,739	90,371	129,739	39,369				0		0	
B	Arkansas Industrial Coatings	N	Arkansas Industrial Coatings	9	-	03/01/19	04/26/19	Jul-19	25,500	35,700	25,050	35,700	10,650				0		0	
B	Arkansas Industrial Coatings Total			9	-	03/01/19	04/26/19	Jul-19	25,500	35,700	25,050	35,700	10,650				0		0	
B	Wholesale Computer And Technology	N	Wholesale Computer And Technology	28	-	02/28/18	04/01/19	Aug-19	154,783	211,768	127,970	185,985	58,015	25,783			0		0	
B	Wholesale Computer And Technology Total			28	-	02/28/18	04/01/19	Aug-19	154,783	211,768	127,970	185,985	58,015	25,783			0		0	
B	Tandem Roofing	N	Tandem Roofing	24	-	09/11/18	01/25/19	Jul-19	112,743	158,840	100,611	148,168	47,557	10,897	225		0		0	
B	Tandem Roofing Total			24	-	09/11/18	01/25/19	Jul-19	112,743	158,840	100,611	148,168	47,557	10,897	225		0		0	
B	West Side Fabrication	N	West Side Fabrication	21	-	05/31/17	02/22/18	Feb-19	407,468	608,402	404,010	355,430	(48,580)		12,225		265,197		265,197	
B	West Side Fabrication Total			21	-	05/31/17	02/22/18	Feb-19	407,468	608,402	404,010	355,430	(48,580)		12,225		265,197		265,197	
B	Vedas Indian Restaurant	Y	Vedas Indian Restaurant	11	-	01/10/20	03/13/20	Jul-20	42,678	56,515	41,083	49,071	7,988	9,694	2,250	15,300	0		0	
B	Vedas Indian Restaurant Total			11	-	01/10/20	03/13/20	Jul-20	42,678	56,515	41,083	49,071	7,988	9,694	2,250	15,300	0		0	
B	Reverent Media	N	Reverent Media	3	-	12/18/19	12/31/19	Jan-20	14,340	20,076	13,345	20,076	6,731				-		-	
B	Reverent Media	Y	Reverent Media	8	-	01/08/20	02/19/20	May-20	58,460	76,594	58,425	73,501	15,076	5,793	2,700	0	0		0	
B	Reverent Media Total			11	-	12/18/19	02/19/20	May-20	72,800	96,672	71,770	93,577	21,807	5,793	2,700	0	0		0	
B	Puricloud LLC	N	Puricloud LLC	13	-	06/19/19	09/04/19	Dec-19	83,500	111,405	82,466	115,205	32,739		3,800		0		0	
B	Puricloud LLC Total			13	-	06/19/19	09/04/19	Dec-19	83,500	111,405	82,466	115,205	32,739		3,800		0		0	
B	Physical Medicine and Pain Associates (PMPA)	N	Physical Medicine and Pain Associates (PMPA)	12	-	07/23/19	10/01/19	Jan-20	67,312	88,321	67,137	89,846	22,709		1,525		0		0	
B	Physical Medicine and Pain Associates (PMPA) Total			12	-	07/23/19	10/01/19	Jan-20	67,312	88,321	67,137	89,846	22,709		1,525		0		0	
B	Pittington Counseling Services	N	Pittington Counseling Services	7	-	06/05/19	07/17/19	Sep-19	79,078	106,755	78,658	116,755	38,097		10,000		0		0	
B	Pittington Counseling Services Total			7	-	06/05/19	07/17/19	Sep-19	79,078	106,755	78,658	116,755	38,097		10,000		0		0	

Securities and Exchange Commission, Plaintiff,
v.
Complete Business Solutions Group, Inc. d/b/a Par Funding et al., Defendants.
CASE NO. 9:20-cv-81205
UNITED STATES DISTRICT COURT
SOUTHERN DISTRICT OF FLORIDA

Category B - Detail of CBSG MCA Suites Activity for the period from 2012 through July 27, 2020

Source: MCA Suites

Category (Note 1)	Merchant Grouping (Note 11)	Funded After 01/01/20	Merchant Name (Note 8)	Total # of Deals (Note 2)	Deals with Reload (Note 3)	First Funding Date (Note 12)	Last Funding Date (Note 12)	Month of Last Payment (Note 13)	Total Advances and Repayments			Cash Advances and Repayments per MCA Suites			Transactional Data per MCA Suites			A/R Balance		
									A	B	C	D	E = D-C	F	G	H	I	J	K	L = J+K
									Advance Amount (Note 4)	Payback (Note 5)	Net Cash Advanced (Note 6)	Total Cash Repayments (Note 7)	Net Cash Surplus (Deficit)	Total Reload (Note 9)	Total Write-off (Note 8)	Total Fee (Note 8)	Total Collections 06/2020-07/27/2020 (Note 7)	Active A/R	Default A/R	Total A/R
B	Lance C O'Donnell An Architectural	N	Lance C O'Donnell An Architectural	18	-	02/08/18	06/07/18	Nov-18	101,872	152,807	100,877	152,882	52,006			75		0		0
B	Lance C O'Donnell An Architectural Total			18	-	02/08/18	06/07/18	Nov-18	101,872	152,807	100,877	152,882	52,006			75		0		0
B	JR Fresh Produce	N	JR Fresh Produce	2	-	09/02/15	10/07/15	Dec-15	35,000	47,000	33,832	58,167	24,335		11,167			0		0
B	JR Fresh Produce Total			2	-	09/02/15	10/07/15	Dec-15	35,000	47,000	33,832	58,167	24,335		11,167			0		0
B	Floormaster Of Palm Beach	N	Floormaster Of Palm Beach	13	-	10/20/17	03/09/18	Jul-19	75,257	107,834	74,262	84,277	10,015		26,557	3,000		0		0
B	Floormaster Of Palm Beach Total			13	-	10/20/17	03/09/18	Jul-19	75,257	107,834	74,262	84,277	10,015		26,557	3,000		0		0
B	Emerge Financial Group	N	Emerge Financial Group	2	-	10/17/19	10/24/19	Nov-19	14,615	19,730	14,065	19,730	5,665					0		0
B	Emerge Financial Group Total			2	-	10/17/19	10/24/19	Nov-19	14,615	19,730	14,065	19,730	5,665					0		0
B	Engineers of Tomorrow	N	Engineers of Tomorrow	12	-	06/03/19	08/12/19	Feb-20	39,210	52,164	38,675	52,864	14,189			700		0		0
B	Engineers of Tomorrow Total			12	-	06/03/19	08/12/19	Feb-20	39,210	52,164	38,675	52,864	14,189			700		0		0
B	East Holland	N	East Holland	2	-	09/17/19	09/24/19	Oct-19	15,659	21,923	15,159	21,923	6,764					0		0
B	East Holland Total			2	-	09/17/19	09/24/19	Oct-19	15,659	21,923	15,159	21,923	6,764					0		0
B	G and J Customs Technology Motor Sports	N	G and J Customs Technology Motor Sports	10	-	07/09/19	09/10/19	Dec-19	31,000	41,850	30,900	45,850	14,950			4,000		0		0
B	G and J Customs Technology Motor Sports Total			10	-	07/09/19	09/10/19	Dec-19	31,000	41,850	30,900	45,850	14,950			4,000		0		0
B	Caremasters Assisted Living	N	Caremasters Assisted Living	14	-	12/14/18	11/19/19	Nov-19	31,279	44,117	30,530	44,117	13,586					0		0
B	Caremasters Assisted Living Total			14	-	12/14/18	11/19/19	Nov-19	31,279	44,117	30,530	44,117	13,586					0		0
B	Cyclone Cup	N	Cyclone Cup	6	-	07/08/19	08/12/19	Jul-20	61,742	83,351	61,442	77,401	15,959		6,800	850	3,990	0		0
B	Cyclone Cup Total			6	-	07/08/19	08/12/19	Jul-20	61,742	83,351	61,442	77,401	15,959		6,800	850	3,990	0		0
B	Bryant Glass Services	N	Bryant Glass Services	2	-	05/30/17	06/06/17	Aug-17	22,262	33,393	21,267	33,618	12,351			225		0		0
B	Bryant Glass Services Total			2	-	05/30/17	06/06/17	Aug-17	22,262	33,393	21,267	33,618	12,351			225		0		0
B	Champion Healthcare	Y	Champion Healthcare	35	-	03/03/20	05/18/20	Jun-20	29,791	38,938	29,206	33,938	4,732		5,000		8,147	0		0
B	Champion Healthcare Total			35	-	03/03/20	05/18/20	Jun-20	29,791	38,938	29,206	33,938	4,732		5,000		8,147	0		0
B	Damaco Wellness Center	N	Damaco Wellness Center	3	-	06/01/18	06/15/18	Aug-18	44,375	66,563	43,380	66,563	23,183					0		0
B	Damaco Wellness Center Total			3	-	06/01/18	06/15/18	Aug-18	44,375	66,563	43,380	66,563	23,183					0		0
B	Cold Spring Motors	N	Cold Spring Motors	9	-	10/01/18	10/01/18	Jun-19	75,757	100,560	75,722	95,063	19,341		6,321	825		0		0
B	Cold Spring Motors Total			9	-	10/01/18	10/01/18	Jun-19	75,757	100,560	75,722	95,063	19,341		6,321	825		0		0
B	AMP Restoration and Construction	N	AMP Restoration and Construction	15	-	07/25/19	11/01/19	Dec-19	54,371	73,401	54,251	75,351	21,100			1,950		0		0
B	AMP Restoration and Construction Total			15	-	07/25/19	11/01/19	Dec-19	54,371	73,401	54,251	75,351	21,100			1,950		0		0
B	Best Global Vacation Rentals	N	Best Global Vacation Rentals	11	-	07/01/19	11/08/19	Mar-20	137,524	184,007	136,039	159,426	23,387			7,250		0	31,831	31,831
B	Best Global Vacation Rentals Total			11	-	07/01/19	11/08/19	Mar-20	137,524	184,007	136,039	159,426	23,387			7,250		0	31,831	31,831
B	Break Free Worldwide	Y	Break Free Worldwide	9	-	01/17/20	03/06/20	Mar-20	40,815	53,780	39,980	53,780	13,800					0		0
B	Break Free Worldwide Total			9	-	01/17/20	03/06/20	Mar-20	40,815	53,780	39,980	53,780	13,800					0		0
B	Prosperity Travels	N	Prosperity Travels	2	-	05/02/17	11/02/17	Jul-18	22,000	30,700	21,100	31,691	10,591			991		0		0
B	Prosperity Travels Total			2	-	05/02/17	11/02/17	Jul-18	22,000	30,700	21,100	31,691	10,591			991		0		0
B	Three Girls and A Thread	N	Three Girls and A Thread	15	-	09/27/19	12/27/19	Jan-20	14,429	19,606	14,394	22,039	7,646			500		(1,933)		(1,933)
B	Three Girls and A Thread	Y	Three Girls and A Thread	2	-	01/03/20	01/10/20	Jan-20	672	933	672		(672)		1,000			1,933		1,933
B	Three Girls and A Thread Total			17	-	09/27/19	01/10/20	Jan-20	15,100	20,539	15,065	22,039	6,974			1,500		0		0
B	Pelican Dental Care	N	Pelican Dental Care	10	-	03/18/19	05/20/19	Oct-19	49,809	69,732	48,509	70,133	21,624			401		0		0
B	Pelican Dental Care Total			10	-	03/18/19	05/20/19	Oct-19	49,809	69,732	48,509	70,133	21,624			401		0		0
B	Eastern Equipment Service	N	Eastern Equipment Service	10	-	11/05/19	12/31/19	Mar-20	21,628	28,647	21,093	29,554	8,461			75		(831)		(831)
B	Eastern Equipment Service	Y	Eastern Equipment Service	4	-	01/07/20	01/28/20	Mar-20	3,373	4,553	3,373	3,722	349					831		831
B	Eastern Equipment Service Total			14	-	11/05/19	01/28/20	Mar-20	25,000	33,200	24,465	33,275	8,810			75		0		0

Securities and Exchange Commission, Plaintiff,
 v.
 Complete Business Solutions Group, Inc. d/b/a Par Funding et al., Defendants.
 CASE NO. 9:20-cv-81205
 UNITED STATES DISTRICT COURT
 SOUTHERN DISTRICT OF FLORIDA

Category B - Detail of CBSG MCA Suites Activity for the period from 2012 through July 27, 2020

Source: MCA Suites

Category (Note 1)	Merchant Grouping (Note 11)	Funded After 01/01/20	Merchant Name (Note 8)	Total # of Deals (Note 2)	Deals with Reload (Note 3)	First Funding Date (Note 12)	Last Funding Date (Note 12)	Month of Last Payment (Note 13)	Total Advances and Repayments			Cash Advances and Repayments per MCA Suites			Transactional Data per MCA Suites			A/R Balance		
									A	B	C	D	E = D-C	F	G	H	I	J	K	L = J+K
									Advance Amount (Note 4)	Payback (Note 5)	Net Cash Advanced (Note 6)	Total Cash Repayments (Note 7)	Net Cash Surplus (Deficit)	Total Reload (Note 9)	Total Write-off (Note 8)	Total Fee (Note 8)	Total Collections 06/2020-07/27/2020 (Note 7)	Active A/R	Default A/R	Total A/R
B	Blue Marine Pool Service	N	Blue Marine Pool Service	17	-	08/15/19	12/05/19	Mar-20	19,074	24,900	19,013	24,900	5,886					0		0
B	Blue Marine Pool Service Total			17	-	08/15/19	12/05/19	Mar-20	19,074	24,900	19,013	24,900	5,886					0		0
B	Vilais Thai Kitchen	N	Vilais Thai Kitchen	22	-	12/21/18	05/17/19	Aug-19	50,000	70,000	49,650	70,075	20,425		75			0		0
B	Vilais Thai Kitchen Total			22	-	12/21/18	05/17/19	Aug-19	50,000	70,000	49,650	70,075	20,425		75			0		0
B	National Transport	N	National Transport	2	-	07/09/19	07/16/19	Feb-20	29,810	40,244	29,060	38,863	9,803		1,681	300		0		0
B	National Transport Total			2	-	07/09/19	07/16/19	Feb-20	29,810	40,244	29,060	38,863	9,803		1,681	300		0		0
B	Nomad Process Technologies	N	Nomad Process Technologies	11	-	03/08/19	05/10/19	Oct-19	41,038	55,853	40,004	56,678	16,674			825		0		0
B	Nomad Process Technologies Total			11	-	03/08/19	05/10/19	Oct-19	41,038	55,853	40,004	56,678	16,674			825		0		0
B	Lane Home Improvement	N	Lane Home Improvement	11	-	01/29/18	04/09/18	Apr-18	13,900	20,850	12,905	20,850	7,945					0		0
B	Lane Home Improvement Total			11	-	01/29/18	04/09/18	Apr-18	13,900	20,850	12,905	20,850	7,945					0		0
B	Happy Times Boarding and Grooming	N	Happy Times Boarding and Grooming	16	-	08/23/19	12/06/19	Mar-20	50,500	68,175	49,750	73,175	23,425			5,000		0		0
B	Happy Times Boarding and Grooming Total			16	-	08/23/19	12/06/19	Mar-20	50,500	68,175	49,750	73,175	23,425			5,000		0		0
B	Flirt Prom and Pageant	N	Flirt Prom and Pageant	13	-	09/05/19	11/27/19	Feb-20	24,850	33,548	24,781	35,423	10,641			1,875		0		0
B	Flirt Prom and Pageant Total			13	-	09/05/19	11/27/19	Feb-20	24,850	33,548	24,781	35,423	10,641			1,875		0		0
B	Authentic Caribbean Connection	N	Authentic Caribbean Connection	12	-	08/16/18	10/25/18	Feb-19	20,583	27,496	20,548	28,021	7,473			525		0		0
B	Authentic Caribbean Connection Total			12	-	08/16/18	10/25/18	Feb-19	20,583	27,496	20,548	28,021	7,473			525		0		0
B	Hacienda Sosegado	N	Hacienda Sosegado	32	-	10/10/18	05/22/19	Oct-19	82,793	117,350	82,758	118,325	35,567			975		0		0
B	Hacienda Sosegado Total			32	-	10/10/18	05/22/19	Oct-19	82,793	117,350	82,758	118,325	35,567			975		0		0
B	Mama Stellas Pasta House	N	Mama Stellas Pasta House	2	-	08/21/18	08/21/18	Jul-20	24,225	32,141	24,190	31,689	7,499		1,177	725	1,150	0		0
B	Mama Stellas Pasta House Total			2	-	08/21/18	08/21/18	Jul-20	24,225	32,141	24,190	31,689	7,499		1,177	725	1,150	0		0
B	Mattingly Metal Fabrication	N	Mattingly Metal Fabrication	22	-	01/23/18	06/19/18	Oct-18	47,000	70,500	46,005	70,500	24,495					0		0
B	Mattingly Metal Fabrication Total			22	-	01/23/18	06/19/18	Oct-18	47,000	70,500	46,005	70,500	24,495					0		0
B	GNT Solutions	N	GNT Solutions	19	-	08/08/18	12/12/18	Mar-19	45,276	64,745	45,276	64,745	19,469					0		0
B	GNT Solutions Total			19	-	08/08/18	12/12/18	Mar-19	45,276	64,745	45,276	64,745	19,469					0		0
B	TTL Systems	N	TTL Systems	4	-	06/26/19	07/17/19	Aug-19	20,593	27,801	20,443	25,461	5,018		2,864	525		0		0
B	TTL Systems Total			4	-	06/26/19	07/17/19	Aug-19	20,593	27,801	20,443	25,461	5,018		2,864	525		0		0
B	Wow Buffalo Wings	N	Wow Buffalo Wings	4	-	11/28/18	12/12/18	May-19	15,428	19,949	15,393	22,114	6,720			2,164		0		0
B	Wow Buffalo Wings Total			4	-	11/28/18	12/12/18	May-19	15,428	19,949	15,393	22,114	6,720			2,164		0		0
B	Village Coach Craft	Y	Village Coach Craft	3	-	01/16/20	01/30/20	Mar-20	11,817	15,954	11,417	20,954	9,536			5,000		0		0
B	Village Coach Craft Total			3	-	01/16/20	01/30/20	Mar-20	11,817	15,954	11,417	20,954	9,536			5,000		0		0
B	Rorys Diner	N	Rorys Diner	7	-	01/24/18	06/22/18	Sep-18	51,790	74,585	50,760	74,810	24,050			225		0		0
B	Rorys Diner Total			7	-	01/24/18	06/22/18	Sep-18	51,790	74,585	50,760	74,810	24,050			225		0		0
B	Robert Tompkins Tree Service	N	Robert Tompkins Tree Service	8	-	10/04/19	11/15/19	Jan-20	27,950	37,870	27,700	37,870	10,171					0		0
B	Robert Tompkins Tree Service Total			8	-	10/04/19	11/15/19	Jan-20	27,950	37,870	27,700	37,870	10,171					0		0
B	Saba Tooth Tiger	N	Saba Tooth Tiger	14	-	12/21/17	05/29/18	Oct-18	153,614	230,421	152,619	147,964	(4,655)			350		0	82,807	82,807
B	Saba Tooth Tiger Total			14	-	12/21/17	05/29/18	Oct-18	153,614	230,421	152,619	147,964	(4,655)			350		0	82,807	82,807
B	Oregon Valley Family Farm	N	Oregon Valley Family Farm	4	-	09/27/19	10/18/19	Mar-20	12,398	16,737	11,998	17,037	5,039			300		0		0
B	Oregon Valley Family Farm Total			4	-	09/27/19	10/18/19	Mar-20	12,398	16,737	11,998	17,037	5,039			300		0		0
B	National Legal Professional Associates (NLPA)	N	National Legal Professional Associates (NLPA)	3	-	06/06/19	06/13/19	Sep-19	29,438	37,542	28,153	34,879	6,725		2,663			0		0
B	National Legal Professional Associates (NLPA) Total			3	-	06/06/19	06/13/19	Sep-19	29,438	37,542	28,153	34,879	6,725		2,663			0		0
B	Powells Roadside Markets	Y	Powells Roadside Markets	6	-	01/09/20	02/05/20	Feb-20	54,329	73,344	54,329	73,344	19,015					0		0
B	Powells Roadside Markets Total			6	-	01/09/20	02/05/20	Feb-20	54,329	73,344	54,329	73,344	19,015					0		0
B	Med Trans	N	Med Trans	5	-	10/02/19	10/30/19	Dec-19	10,450	14,526	10,350	12,841	2,491		3,285	1,600		0		0

Securities and Exchange Commission, Plaintiff,
 v.
 Complete Business Solutions Group, Inc. d/b/a Par Funding et al., Defendants.
 CASE NO. 9:20-cv-81205
 UNITED STATES DISTRICT COURT
 SOUTHERN DISTRICT OF FLORIDA

Category B - Detail of CBSG MCA Suites Activity for the period from 2012 through July 27, 2020

Source: MCA Suites

Category (Note 1)	Merchant Grouping (Note 11)	Funded After 01/01/20	Merchant Name (Note 8)	Total # of Deals (Note 2)	Deals with Reload (Note 3)	First Funding Date (Note 12)	Last Funding Date (Note 12)	Month of Last Payment (Note 13)	Total Advances and Repayments			Cash Advances and Repayments per MCA Suites			Transactional Data per MCA Suites			A/R Balance		
									A	B	C	D	E = D-C	F	G	H	I	J	K	L = J+K
									Advance Amount (Note 4)	Payback (Note 5)	Net Cash Advanced (Note 6)	Total Cash Repayments (Note 7)	Net Cash Surplus (Deficit)	Total Reload (Note 9)	Total Write-off (Note 8)	Total Fee (Note 8)	Total Collections 06/2020-07/27/2020 (Note 7)	Active A/R	Default A/R	Total A/R
B	Med Trans Total			5	-	10/02/19	10/30/19	Dec-19	10,450	14,526	10,350	12,841	2,491		3,285	1,600		0		0
B	Hometown Barbeque and Seafood	Y	Hometown Barbeque and Seafood	3	-	03/03/20	03/17/20	Jun-20	9,372	13,120	9,072	13,120	4,049				1,148	0		0
B	Hometown Barbeque and Seafood Total			3	-	03/03/20	03/17/20	Jun-20	9,372	13,120	9,072	13,120	4,049				1,148	0		0
B	Lawson Adventure Park and Resort	N	Lawson Adventure Park and Resort	2	-	10/16/19	10/23/19	Mar-20	6,600	8,911	6,300	7,228	928	2,657	975			0		0
B	Lawson Adventure Park and Resort Total			2	-	10/16/19	10/23/19	Mar-20	6,600	8,911	6,300	7,228	928	2,657	975			0		0
B	JC Construction	N	JC Construction	9	-	09/11/18	10/23/18	Feb-19	21,095	28,916	21,060	28,916	7,856					0		0
B	JC Construction Total			9	-	09/11/18	10/23/18	Feb-19	21,095	28,916	21,060	28,916	7,856					0		0
B	MA Hockey League	N	MA Hockey League	7	-	07/30/19	11/08/19	Jan-20	58,904	81,576	46,684	72,807	26,122	11,769	3,000			0		0
B	MA Hockey League Total			7	-	07/30/19	11/08/19	Jan-20	58,904	81,576	46,684	72,807	26,122	11,769	3,000			0		0
B	High Sierra Theaters	N	High Sierra Theaters	2	-	08/19/19	08/26/19	Oct-19	10,837	14,629	10,677	15,329	4,653					0		0
B	High Sierra Theaters Total			2	-	08/19/19	08/26/19	Oct-19	10,837	14,629	10,677	15,329	4,653					0		0
B	Dun Rite Mobile Truck	N	Dun Rite Mobile Truck	6	-	03/21/18	04/25/18	Aug-18	47,572	71,358	46,577	71,533	24,956					0		0
B	Dun Rite Mobile Truck Total			6	-	03/21/18	04/25/18	Aug-18	47,572	71,358	46,577	71,533	24,956					0		0
B	E Eric Guirard And Associates	N	E Eric Guirard And Associates	13	-	07/12/18	09/27/18	Feb-19	90,514	133,601	89,484	134,326	44,842					0		0
B	E Eric Guirard And Associates Total			13	-	07/12/18	09/27/18	Feb-19	90,514	133,601	89,484	134,326	44,842					0		0
B	Desantis Florists	N	Desantis Florists	14	-	07/13/17	10/12/17	Feb-18	73,583	110,375	72,588	111,350	38,762					0		0
B	Desantis Florists Total			14	-	07/13/17	10/12/17	Feb-18	73,583	110,375	72,588	111,350	38,762					0		0
B	DA George and Sons Construction	N	DA George and Sons Construction	3	-	08/19/19	08/26/19	Dec-19	23,426	29,675	23,266	26,941	3,675	3,509	775			0		0
B	DA George and Sons Construction Total			3	-	08/19/19	08/26/19	Dec-19	23,426	29,675	23,266	26,941	3,675	3,509	775			0		0
B	D Myles	N	D Myles	14	-	08/06/18	04/04/19	Jun-19	261,000	366,000	260,005	352,917	92,912	13,333	250			0		0
B	D Myles Total			14	-	08/06/18	04/04/19	Jun-19	261,000	366,000	260,005	352,917	92,912	13,333	250			0		0
B	Domalگو Corporation	N	Domalگو Corporation	1	-	10/17/19	10/17/19	Jan-20	30,000	35,400	29,100	35,400	6,300					-		-
B	Domalگو Corporation	Y	Domalگو Corporation	1	-	02/18/20	02/18/20	May-20	40,000	47,200	39,965	40,020	55	7,355	175			0		0
B	Domalگو Corporation Total			2	-	10/17/19	02/18/20	May-20	70,000	82,600	69,065	75,420	6,355	7,355	175			0		0
B	BC Logistics	N	BC Logistics	17	-	06/11/19	10/01/19	Mar-20	89,717	120,018	89,532	121,693	32,161					0		0
B	BC Logistics Total			17	-	06/11/19	10/01/19	Mar-20	89,717	120,018	89,532	121,693	32,161					0		0
B	B and B Automotive	Y	B and B Automotive	12	-	01/10/20	03/20/20	Jul-20	69,859	91,109	68,824	91,109	22,285					0		0
B	B and B Automotive Total			12	-	01/10/20	03/20/20	Jul-20	69,859	91,109	68,824	91,109	22,285					0		0
B	Northern Lights Hydroponics	N	Northern Lights Hydroponics	16	-	06/12/19	10/18/19	Feb-20	26,265	34,358	19,177	23,420	4,243	6,838	675			0	4,775	4,775
B	Northern Lights Hydroponics Total			16	-	06/12/19	10/18/19	Feb-20	26,265	34,358	19,177	23,420	4,243	6,838	675			0	4,775	4,775
B	Villa Chardonnay Horses With Wings	N	Villa Chardonnay Horses With Wings	7	-	10/31/19	12/12/19	Feb-20	16,713	22,562	16,413	22,403	5,990	1,934	1,775			0		0
B	Villa Chardonnay Horses With Wings Total			7	-	10/31/19	12/12/19	Feb-20	16,713	22,562	16,413	22,403	5,990	1,934	1,775			0		0
B	Savour Wines LLC	Y	Savour Wines LLC	15	-	02/05/20	04/03/20	Jul-20	14,042	18,957	13,643	18,957	5,314					0		0
B	Savour Wines LLC Total			15	-	02/05/20	04/03/20	Jul-20	14,042	18,957	13,643	18,957	5,314					0		0
B	LL Kustoms	N	LL Kustoms	16	-	05/09/19	08/15/19	Sep-19	40,410	54,974	40,125	54,696	14,571	1,753	1,475			0		0
B	LL Kustoms Total			16	-	05/09/19	08/15/19	Sep-19	40,410	54,974	40,125	54,696	14,571	1,753	1,475			0		0
B	Joski Insurance	N	Joski Insurance	27	-	10/02/17	04/02/18	Jun-18	66,962	100,442	65,967	100,442	34,476					0		0
B	Joski Insurance Total			27	-	10/02/17	04/02/18	Jun-18	66,962	100,442	65,967	100,442	34,476					0		0
B	Guzman Cleaners	N	Guzman Cleaners	6	-	04/20/18	05/29/18	Nov-18	27,970	43,354	26,975	44,254	17,279					0		0
B	Guzman Cleaners Total			6	-	04/20/18	05/29/18	Nov-18	27,970	43,354	26,975	44,254	17,279					0		0
B	Southern Security Specialists	N	Southern Security Specialists	10	-	04/08/19	06/10/19	Oct-19	14,766	20,672	14,616	21,347	6,731					0		0
B	Southern Security Specialists Total			10	-	04/08/19	06/10/19	Oct-19	14,766	20,672	14,616	21,347	6,731					0		0
B	Lexie and the Chi	N	Lexie and the Chi	9	-	10/22/19	12/16/19	Mar-20	17,994	24,292	17,744	24,292	6,548					0		0
B	Lexie and the Chi Total			9	-	10/22/19	12/16/19	Mar-20	17,994	24,292	17,744	24,292	6,548					0		0
B	Taylor Theater Initiative	N	Taylor Theater Initiative	9	-	04/20/17	06/15/17	Jun-18	50,678	75,510	49,683	78,212	28,529					0		0
B	Taylor Theater Initiative Total			9	-	04/20/17	06/15/17	Jun-18	50,678	75,510	49,683	78,212	28,529					0		0
B	Woodstock Town Car	N	Woodstock Town Car	2	-	07/30/18	07/30/18	Jan-20	8,007	9,841	7,972	11,011	3,039	209	1,379			0		0

Securities and Exchange Commission, Plaintiff,
 v.
 Complete Business Solutions Group, Inc. d/b/a Par Funding et al., Defendants.
 CASE NO. 9:20-cv-81205
 UNITED STATES DISTRICT COURT
 SOUTHERN DISTRICT OF FLORIDA

Category B - Detail of CBSG MCA Suites Activity for the period from 2012 through July 27, 2020

Source: MCA Suites

Category (Note 1)	Merchant Grouping (Note 11)	Funded After 01/01/20	Merchant Name (Note 8)	Total # of Deals (Note 2)	Deals with Reload (Note 3)	First Funding Date (Note 12)	Last Funding Date (Note 12)	Month of Last Payment (Note 13)	Total Advances and Repayments			Cash Advances and Repayments per MCA Suites			Transactional Data per MCA Suites			A/R Balance		
									A	B	C	D	E = D-C	F	G	H	I	J	K	L = J+K
									Advance Amount (Note 4)	Payback (Note 5)	Net Cash Advanced (Note 6)	Total Cash Repayments (Note 7)	Net Cash Surplus (Deficit)	Total Reload (Note 9)	Total Write-off (Note 8)	Total Fee (Note 8)	Total Collections 06/2020-07/27/2020 (Note 7)	Active A/R	Default A/R	Total A/R
B	Woodstock Town Car			2	-	07/30/18	07/30/18	Jan-20	8,007	9,841	7,972	11,011	3,039		209	1,379		0		0
B	Pocono Resorts Realty	N	Pocono Resorts Realty	16	-	12/21/18	03/29/19	Jun-19	32,000	42,600	31,850	42,600	10,750					0		0
B	Pocono Resorts Realty			16	-	12/21/18	03/29/19	Jun-19	32,000	42,600	31,850	42,600	10,750					0		0
B	Payless Cellular And Accessories	N	Payless Cellular And Accessories	7	-	10/26/17	01/31/18	Jan-18	24,597	36,895	23,602	37,295	13,693			400		0		0
B	Payless Cellular And Accessories			7	-	10/26/17	01/31/18	Jan-18	24,597	36,895	23,602	37,295	13,693			400		0		0
B	PD Landscaping	N	PD Landscaping	6	-	07/31/19	09/04/19	Oct-19	19,036	25,698	18,946	30,933	11,987			5,235		0		0
B	PD Landscaping			6	-	07/31/19	09/04/19	Oct-19	19,036	25,698	18,946	30,933	11,987			5,235		0		0
B	PKNY 86th Street	N	PKNY 86th Street	3	-	08/09/19	08/23/19	Sep-19	37,725	50,928	36,725	52,994	16,270			2,066		0		0
B	PKNY 86th Street			3	-	08/09/19	08/23/19	Sep-19	37,725	50,928	36,725	52,994	16,270			2,066		0		0
B	OCTO Designs	N	OCTO Designs	21	-	05/15/19	09/18/19	Jan-20	34,566	47,112	34,441	47,770	13,329			1,550		893		893
B	OCTO Designs			21	-	05/15/19	09/18/19	Jan-20	34,566	47,112	34,441	47,770	13,329			1,550		893		893
B	Little Angels Learning Center	N	Little Angels Learning Center	11	-	02/01/17	04/04/17	Jan-18	55,300	81,044	53,605	83,653	30,048			2,609		0		0
B	Little Angels Learning Center			11	-	02/01/17	04/04/17	Jan-18	55,300	81,044	53,605	83,653	30,048			2,609		0		0
B	Hussam Elfarra (Encinitas Tax and Financial)	N	Hussam Elfarra (Encinitas Tax and Financial)	9	-	05/16/19	09/18/19	Nov-19	26,817	35,103	26,557	36,018	9,461			916		0		0
B	Hussam Elfarra (Encinitas Tax and Financial)			9	-	05/16/19	09/18/19	Nov-19	26,817	35,103	26,557	36,018	9,461			916		0		0
B	Leis Consulting Group	N	Leis Consulting Group	5	-	07/30/18	08/20/18	Mar-19	9,980	11,677	9,945	13,920	3,975			2,243		0		0
B	Leis Consulting Group			5	-	07/30/18	08/20/18	Mar-19	9,980	11,677	9,945	13,920	3,975			2,243		0		0
B	Garage Experts of Sarasota	N	Garage Experts of Sarasota	17	-	03/20/18	07/17/18	Oct-18	32,492	48,738	31,497	48,813	17,316			75		0		0
B	Garage Experts of Sarasota			17	-	03/20/18	07/17/18	Oct-18	32,492	48,738	31,497	48,813	17,316			75		0		0
B	Hayes Roofing	Y	Hayes Roofing	8	-	01/23/20	03/12/20	Jun-20	33,000	44,500	32,000	44,500	12,500				12,274		0	0
B	Hayes Roofing			8	-	01/23/20	03/12/20	Jun-20	33,000	44,500	32,000	44,500	12,500				12,274		0	0
B	GNET LV Company	N	GNET LV Company	9	-	08/27/19	10/22/19	Jan-20	22,860	30,861	22,560	32,136	9,576			1,275		0		0
B	GNET LV Company			9	-	08/27/19	10/22/19	Jan-20	22,860	30,861	22,560	32,136	9,576			1,275		0		0
B	Ban Nix Home Medical Equipment	N	Ban Nix Home Medical Equipment	30	-	12/20/18	07/11/19	Jan-20	110,000	154,000	109,500	157,050	47,550			3,050		0		0
B	Ban Nix Home Medical Equipment			30	-	12/20/18	07/11/19	Jan-20	110,000	154,000	109,500	157,050	47,550			3,050		0		0
B	American Apex Corporation	N	American Apex Corporation	2	-	10/06/16	05/18/17	Aug-19	120,000	162,400	118,907	159,786	40,879	2,939		325		0		0
B	American Apex Corporation			2	-	10/06/16	05/18/17	Aug-19	120,000	162,400	118,907	159,786	40,879	2,939		325		0		0
B	American Home Health Providers Network	N	American Home Health Providers Network	2	-	04/30/19	09/23/19	Apr-20	10,000	14,350	9,700	13,784	4,084	1,441		875		0		0
B	American Home Health Providers Network			2	-	04/30/19	09/23/19	Apr-20	10,000	14,350	9,700	13,784	4,084	1,441		875		0		0
B	Amos Jones Law Firm	N	Amos Jones Law Firm	4	-	11/08/19	11/22/19	Jan-20	10,978	14,270	10,593	12,433	1,841	2,962		1,125		0		0
B	Amos Jones Law Firm			4	-	11/08/19	11/22/19	Jan-20	10,978	14,270	10,593	12,433	1,841	2,962		1,125		0		0
B	Silverback Communications	N	Silverback Communications	1	-	12/10/19	12/10/19	Apr-20	15,000	21,150	14,550	21,150	6,600					-		-
B	Silverback Communications	Y	Silverback Communications	1	-	02/05/20	02/05/20	Jun-20	20,000	23,800	19,965	23,800	3,835		0		3,900		0	0
B	Silverback Communications			2	-	12/10/19	02/05/20	Jun-20	35,000	44,950	34,515	44,950	10,435		0		3,900		0	0
B	Haute Gypsy	N	Haute Gypsy	10	-	01/24/18	03/28/18	Jun-19	10,200	15,300	9,950	15,766	5,816			466		0		0
B	Haute Gypsy			10	-	01/24/18	03/28/18	Jun-19	10,200	15,300	9,950	15,766	5,816			466		0		0
B	Reformation Home Health	N	Reformation Home Health	26	-	01/24/18	07/25/18	Nov-18	42,500	64,600	41,505	65,875	24,370			1,275		0		0
B	Reformation Home Health			26	-	01/24/18	07/25/18	Nov-18	42,500	64,600	41,505	65,875	24,370			1,275		0		0
B	Jeffries American Appliance	N	Jeffries American Appliance	15	-	03/14/19	06/20/19	Dec-19	21,000	29,400	21,000	28,447	7,447	1,403		450		0		0
B	Jeffries American Appliance			15	-	03/14/19	06/20/19	Dec-19	21,000	29,400	21,000	28,447	7,447	1,403		450		0		0
B	Family Legacy Corporation	Y	Family Legacy Corporation	22	-	01/24/20	04/13/20	Jul-20	29,945	39,875	29,310	40,175	10,866			300		8,995		0
B	Family Legacy Corporation			22	-	01/24/20	04/13/20	Jul-20	29,945	39,875	29,310	40,175	10,866			300		8,995		0
B	Coachs Team Sports	N	Coachs Team Sports	14	-	05/02/19	07/25/19	Sep-19	24,000	33,750	23,965	33,223	9,258		527			0		0

Securities and Exchange Commission, Plaintiff,
 v.
 Complete Business Solutions Group, Inc. d/b/a Par Funding et al., Defendants.
 CASE NO. 9:20-cv-81205
 UNITED STATES DISTRICT COURT
 SOUTHERN DISTRICT OF FLORIDA

Category B - Detail of CBSG MCA Suites Activity for the period from 2012 through July 27, 2020

Source: MCA Suites

Category (Note 1)	Merchant Grouping (Note 11)	Funded After 01/01/20	Merchant Name (Note 8)	Total # of Deals (Note 2)	Deals with Reload (Note 3)	First Funding Date (Note 12)	Last Funding Date (Note 12)	Month of Last Payment (Note 13)	Total Advances and Repayments			Cash Advances and Repayments per MCA Suites			Transactional Data per MCA Suites			A/R Balance			
									Advance Amount (Note 4)	Payback (Note 5)	Net Cash Advanced (Note 6)	Total Cash Repayments (Note 7)	Net Cash Surplus (Deficit)	Total Reload (Note 9)	Total Write-off (Note 8)	Total Fee (Note 8)	Total Collections 06/2020-07/27/2020 (Note 7)	Active A/R	Default A/R	Total A/R	
B	Coachs Team Sports Total			14	-	05/02/19	07/25/19	Sep-19	24,000	33,750	23,965	33,223	9,258		527			0		0	
B	Johnny Flores MA	N	Johnny Flores MA	4	-	12/10/19	12/31/19	Mar-20	15,508	20,935	14,958	21,439	6,482					(504)		(504)	
B	Johnny Flores MA	Y	Johnny Flores MA	7	-	01/07/20	02/18/20	Jul-20	8,613	11,628	8,613	11,124	2,511				3,382		504	504	
B	Johnny Flores MA Total			11	-	12/10/19	02/18/20	Jul-20	24,121	32,563	23,571	32,563	8,992				3,382		0	0	
B	JR Builders	N	JR Builders	10	-	02/11/19	04/15/19	Aug-19	14,500	20,300	14,201	22,400	8,199				2,100		0	0	
B	JR Builders Total			10	-	02/11/19	04/15/19	Aug-19	14,500	20,300	14,201	22,400	8,199				2,100		0	0	
B	Casey L Williams (The Casey Williams Company)	Y	Casey L Williams (The Casey Williams Company)	6	-	01/31/20	03/06/20	May-20	7,050	10,505	7,050	10,580	3,530				75		0	0	
B	Casey L Williams (The Casey Williams Company) Total			6	-	01/31/20	03/06/20	May-20	7,050	10,505	7,050	10,580	3,530				75		0	0	
B	Exhaust Warehouse	N	Exhaust Warehouse	18	-	10/17/18	12/17/19	Jan-20	25,700	35,378	25,515	35,378	9,863						0	0	
B	Exhaust Warehouse Total			18	-	10/17/18	12/17/19	Jan-20	25,700	35,378	25,515	35,378	9,863						0	0	
B	Total Restoration Services Group	N	Total Restoration Services Group	2	-	09/18/19	09/23/19	Jun-20	81,142	113,652	76,962	107,159	30,196				900	4,296	7,393	7,393	
B	Total Restoration Services Group Total			2	-	09/18/19	09/23/19	Jun-20	81,142	113,652	76,962	107,159	30,196				900	4,296	7,393	7,393	
B	Trusted Tire and Service (Taylor Tech)	N	Trusted Tire and Service (Taylor Tech)	2	-	07/23/18	07/30/18	Jul-18	167,825	251,737	166,830	19,493	(147,337)						4,100	236,344	236,344
B	Trusted Tire and Service (Taylor Tech) Total			2	-	07/23/18	07/30/18	Jul-18	167,825	251,737	166,830	19,493	(147,337)						4,100	236,344	236,344
B	The Official Call (CKPLM)	N	The Official Call (CKPLM)	14	-	10/23/18	01/15/19	Nov-19	59,159	82,823	40,973	47,424	6,451				17,636	1,350	19,113	19,113	
B	The Official Call (CKPLM) Total			14	-	10/23/18	01/15/19	Nov-19	59,159	82,823	40,973	47,424	6,451				17,636	1,350	19,113	19,113	
B	The Village Inn	N	The Village Inn	7	-	09/06/17	01/17/18	Jan-18	28,970	43,175	27,355	20,205	(7,151)				300		-	23,271	23,271
B	The Village Inn Total			7	-	09/06/17	01/17/18	Jan-18	28,970	43,175	27,355	20,205	(7,151)				300		-	23,271	23,271
B	Werrands LLC	N	Werrands LLC	8	-	06/13/19	08/01/19	Sep-19	51,381	69,365	50,881	48,848	(2,033)						4,350	24,867	24,867
B	Werrands LLC Total			8	-	06/13/19	08/01/19	Sep-19	51,381	69,365	50,881	48,848	(2,033)						4,350	24,867	24,867
B	Unified Cleaning Services	N	Unified Cleaning Services	3	-	07/12/17	07/26/17	Jan-18	58,006	87,010	57,011	33,012	(23,999)						725	54,722	54,722
B	Unified Cleaning Services Total			3	-	07/12/17	07/26/17	Jan-18	58,006	87,010	57,011	33,012	(23,999)						725	54,722	54,722
B	Teries Home Furnishing	N	Teries Home Furnishing	7	-	03/31/17	05/12/17	Jun-18	42,901	64,351	41,906	27,320	(14,586)						4,550	41,581	41,581
B	Teries Home Furnishing Total			7	-	03/31/17	05/12/17	Jun-18	42,901	64,351	41,906	27,320	(14,586)						4,550	41,581	41,581
B	The Weave Shop Warren	N	The Weave Shop Warren	15	-	07/27/18	10/29/18	Apr-19	32,697	47,496	32,662	48,321	15,659						825	-	-
B	The Weave Shop Warren Total			15	-	07/27/18	10/29/18	Apr-19	32,697	47,496	32,662	48,321	15,659						825	-	-
B	Triad Well Service	N	Triad Well Service	8	-	04/19/17	06/07/17	Jan-18	104,256	155,341	103,261	112,565	9,304						800	43,576	43,576
B	Triad Well Service Total			8	-	04/19/17	06/07/17	Jan-18	104,256	155,341	103,261	112,565	9,304						800	43,576	43,576
B	United Medical Supply	N	United Medical Supply	5	-	12/15/17	01/12/18	Oct-19	108,991	163,487	107,996	56,177	(51,819)						300	107,609	107,609
B	United Medical Supply Total			5	-	12/15/17	01/12/18	Oct-19	108,991	163,487	107,996	56,177	(51,819)						300	107,609	107,609
B	Tony Wallace	N	Tony Wallace	7	-	11/15/16	12/27/16	Jan-19	163,410	236,945	162,415	65,066	(97,349)						100	171,979	171,979
B	Tony Wallace Total			7	-	11/15/16	12/27/16	Jan-19	163,410	236,945	162,415	65,066	(97,349)						100	171,979	171,979
B	United Towing	N	United Towing	9	-	12/14/16	02/08/17	Nov-19	71,273	106,910	70,278	81,276	10,998						2,849	28,483	28,483
B	United Towing Total			9	-	12/14/16	02/08/17	Nov-19	71,273	106,910	70,278	81,276	10,998						2,849	28,483	28,483
B	West Edge Halo	N	West Edge Halo	1	-	08/01/17	08/01/17	Sep-17	34,606	51,909	33,091	52,059	18,968						-	-	-
B	West Edge Halo Total			1	-	08/01/17	08/01/17	Sep-17	34,606	51,909	33,091	52,059	18,968						-	-	-
B	Theodore Auto	N	Theodore Auto	18	-	02/13/19	06/03/19	Oct-19	83,260	115,781	59,075	67,102	8,027				24,185		950	25,443	25,443
B	Theodore Auto Total			18	-	02/13/19	06/03/19	Oct-19	83,260	115,781	59,075	67,102	8,027				24,185		950	25,443	25,443
B	Towle and Sons	N	Towle and Sons	26	-	02/07/19	07/23/19	Aug-19	156,716	213,902	155,817	127,454	(28,363)						2,075	88,523	88,523
B	Towle and Sons Total			26	-	02/07/19	07/23/19	Aug-19	156,716	213,902	155,817	127,454	(28,363)						2,075	88,523	88,523
B	Uphold Appraisal Team	N	Uphold Appraisal Team	2	-	01/09/19	02/14/19	Feb-20	90,000	122,700	88,090	122,775	34,685						75	-	-
B	Uphold Appraisal Team Total			2	-	01/09/19	02/14/19	Feb-20	90,000	122,700	88,090	122,775	34,685						75	-	-
B	Worldwide MFG	N	Worldwide MFG	4	-	10/28/19	11/08/19	Feb-20	124,215	164,390	120,180	115,804	(4,376)						1,100	49,686	49,686
B	Worldwide MFG Total			4	-	10/28/19	11/08/19	Feb-20	124,215	164,390	120,180	115,804	(4,376)						1,100	49,686	49,686
B	Uplift Logistics	N	Uplift Logistics	3	-	08/15/19	08/29/19	Oct-19	21,591	29,147	21,361	13,430	(7,931)						450	16,168	16,168
B	Uplift Logistics Total			3	-	08/15/19	08/29/19	Oct-19	21,591	29,147	21,361	13,430	(7,931)						450	16,168	16,168
B	Yancy St Comics	N	Yancy St Comics	26	-	11/09/18	04/26/19	Jun-19	104,000	147,650	103,315	122,477	19,162						300	25,474	25,474
B	Yancy St Comics Total			26	-	11/09/18	04/26/19	Jun-19	104,000	147,650	103,315	122,477	19,162						300	25,474	25,474
B	Upscale Consignment and Hardware	Y	Upscale Consignment and Hardware	2	-	01/28/20	02/04/20	Mar-20	18,970	25,610	17,970	6,905	(11,065)						825	19,529	19,529
B	Upscale Consignment and Hardware Total			2	-	01/28/20	02/04/20	Mar-20	18,970	25,610	17,970	6,905	(11,065)						825	19,529	19,529

Securities and Exchange Commission, Plaintiff,
 v.
 Complete Business Solutions Group, Inc. d/b/a Par Funding et al., Defendants.
 CASE NO. 9:20-cv-81205
 UNITED STATES DISTRICT COURT
 SOUTHERN DISTRICT OF FLORIDA

Category B - Detail of CBSG MCA Suites Activity for the period from 2012 through July 27, 2020

Source: MCA Suites

Category (Note 1)	Merchant Grouping (Note 11)	Funded After 01/01/20	Merchant Name (Note 8)	Total # of Deals (Note 2)	Deals with Reload (Note 3)	First Funding Date (Note 12)	Last Funding Date (Note 12)	Month of Last Payment (Note 13)	Total Advances and Repayments			Cash Advances and Repayments per MCA Suites			Transactional Data per MCA Suites			A/R Balance		
									A	B	C	D	E = D-C	F	G	H	I	J	K	L = J+K
									Advance Amount (Note 4)	Payback (Note 5)	Net Cash Advanced (Note 6)	Total Cash Repayments (Note 7)	Net Cash Surplus (Deficit)	Total Reload (Note 9)	Total Write-off (Note 8)	Total Fee (Note 8)	Total Collections 06/2020-07/27/2020 (Note 7)	Active A/R	Default A/R	Total A/R
B	Zack LLC	N	Zack LLC	8	-	04/27/17	06/21/17	May-18	22,411	33,393	21,416	28,999	7,582			1,775			6,169	6,169
B	Zack LLC Total			8		04/27/17	06/21/17	May-18	22,411	33,393	21,416	28,999	7,582			1,775			6,169	6,169
B	Technical Career Institutes	N	Technical Career Institutes	3	-	08/11/17	08/25/17	Nov-17	701,755	1,052,633	674,575	201,916	(472,659)			1,075			851,791	851,791
B	Technical Career Institutes Total			3		08/11/17	08/25/17	Nov-17	701,755	1,052,633	674,575	201,916	(472,659)			1,075			851,791	851,791
B	Watson Hair	N	Watson Hair	4	-	09/28/18	10/12/18	Apr-19	11,645	16,152	11,610	8,045	(3,565)			3,224			11,331	11,331
B	Watson Hair Total			4		09/28/18	10/12/18	Apr-19	11,645	16,152	11,610	8,045	(3,565)			3,224			11,331	11,331
B	Thai Flavor Restaurant	N	Thai Flavor Restaurant	21	-	11/29/17	04/18/18	Sep-18	116,500	174,750	115,505	119,793	4,288			450			55,407	55,407
B	Thai Flavor Restaurant Total			21		11/29/17	04/18/18	Sep-18	116,500	174,750	115,505	119,793	4,288			450			55,407	55,407
B	The Food Caddy	N	The Food Caddy	5	-	07/27/18	08/17/18	Feb-20	13,394	17,921	13,359	12,345	(1,014)			1,050			6,626	6,626
B	The Food Caddy Total			5		07/27/18	08/17/18	Feb-20	13,394	17,921	13,359	12,345	(1,014)			1,050			6,626	6,626
B	USA Training Centers	N	USA Training Centers	29	-	10/27/17	05/11/18	Oct-19	274,000	411,000	273,005	336,596	63,591			1,275			75,679	75,679
B	USA Training Centers Total			29		10/27/17	05/11/18	Oct-19	274,000	411,000	273,005	336,596	63,591			1,275			75,679	75,679
B	West Coast Fitness Marketing	N	West Coast Fitness Marketing	9	-	02/06/17	09/25/17	Mar-18	52,951	76,647	51,956	47,672	(4,284)			450			29,425	29,425
B	West Coast Fitness Marketing Total			9		02/06/17	09/25/17	Mar-18	52,951	76,647	51,956	47,672	(4,284)			450			29,425	29,425
B	Thongsu and Cuzzort	N	Thongsu and Cuzzort	3	-	08/08/19	08/26/19	Sep-19	6,675	9,011	6,535	8,085	1,550		1,826	900			-	-
B	Thongsu and Cuzzort Total			3		08/08/19	08/26/19	Sep-19	6,675	9,011	6,535	8,085	1,550		1,826	900			-	-
B	West Travel Inn	N	West Travel Inn	21	-	03/26/19	09/18/19	Mar-20	134,817	188,743	120,400	176,627	56,227		13,817	1,700			-	-
B	West Travel Inn Total			21		03/26/19	09/18/19	Mar-20	134,817	188,743	120,400	176,627	56,227		13,817	1,700			-	-
B	TXCC Corporation (CPPS)	N	TXCC Corporation (CPPS)	5	-	08/01/18	08/29/18	Mar-20	16,190	24,286	15,690	8,886	(6,804)			3,473			18,872	18,872
B	TXCC Corporation (CPPS) Total			5		08/01/18	08/29/18	Mar-20	16,190	24,286	15,690	8,886	(6,804)			3,473			18,872	18,872
B	White Lake Chiropractic	N	White Lake Chiropractic	2	-	08/02/18	08/09/18	Nov-18	10,963	15,349	9,968	15,424	5,455			75			-	-
B	White Lake Chiropractic Total			2		08/02/18	08/09/18	Nov-18	10,963	15,349	9,968	15,424	5,455			75			-	-
B	Threadgills Quality Roofing	N	Threadgills Quality Roofing	8	-	10/10/19	11/27/19	Jul-20	78,128	101,623	77,908	58,514	(19,394)			7,175	3,707		50,284	50,284
B	Threadgills Quality Roofing Total			8		10/10/19	11/27/19	Jul-20	78,128	101,623	77,908	58,514	(19,394)			7,175	3,707		50,284	50,284
B	Turnkey Auto Group	N	Turnkey Auto Group	2	-	02/11/13	02/25/13	Jun-13	30,000	41,400	30,000	41,400	11,400						-	-
B	Turnkey Auto Group Total			2		02/11/13	02/25/13	Jun-13	30,000	41,400	30,000	41,400	11,400						-	-
B	Threat Defense	N	Threat Defense	15	-	09/15/17	12/15/17	Aug-18	593,670	875,505	589,007	420,172	(168,835)			2,525			457,858	457,858
B	Threat Defense Total			15		09/15/17	12/15/17	Aug-18	593,670	875,505	589,007	420,172	(168,835)			2,525			457,858	457,858
B	The Helping Hands Agency	N	The Helping Hands Agency	14	-	07/24/19	10/16/19	Feb-20	320,778	430,300	319,993	394,536	74,543			12,850			48,614	48,614
B	The Helping Hands Agency Total			14		07/24/19	10/16/19	Feb-20	320,778	430,300	319,993	394,536	74,543			12,850			48,614	48,614
B	Valley Forge Properties	N	Valley Forge Properties	1	-	04/11/19	04/11/19	Sep-19	15,000	20,850	14,550	21,225	6,675			375			-	-
B	Valley Forge Properties Total			1		04/11/19	04/11/19	Sep-19	15,000	20,850	14,550	21,225	6,675			375			-	-
B	Tuong Chiang Chiang	N	Tuong Chiang Chiang	9	-	03/13/18	05/08/18	Dec-18	214,541	321,812	213,546	252,463	38,916			19,935			89,284	89,284
B	Tuong Chiang Chiang Total			9		03/13/18	05/08/18	Dec-18	214,541	321,812	213,546	252,463	38,916			19,935			89,284	89,284
B	Valley Iron Works	N	Valley Iron Works	15	-	07/20/17	10/26/17	Nov-17	46,821	70,232	45,826	30,161	(15,665)			300			40,371	40,371
B	Valley Iron Works Total			15		07/20/17	10/26/17	Nov-17	46,821	70,232	45,826	30,161	(15,665)			300			40,371	40,371
B	Texas State Clinical Laboratories	N	Texas State Clinical Laboratories	6	-	06/19/19	07/17/19	Apr-20	70,276	92,672	69,941	80,055	10,114			5,375			17,992	17,992
B	Texas State Clinical Laboratories Total			6		06/19/19	07/17/19	Apr-20	70,276	92,672	69,941	80,055	10,114			5,375			17,992	17,992
B	Valley Maintenance	N	Valley Maintenance	3	-	09/06/19	09/13/19	Feb-20	22,612	29,257	22,477	35,718	13,241			6,461			-	-
B	Valley Maintenance Total			3		09/06/19	09/13/19	Feb-20	22,612	29,257	22,477	35,718	13,241			6,461			-	-
B	Turf Pros	N	Turf Pros	1	-	12/30/19	12/30/19	Jan-20	14,931	20,157	11,431	21,351	9,920						(1,194)	(1,194)
B	Turf Pros	Y	Turf Pros	3	-	01/06/20	01/21/20	Jun-20	44,793	60,471	44,793	8,285	(36,508)			525			52,711	52,711
B	Turf Pros Total			4		12/30/19	01/21/20	Jun-20	59,724	80,627	56,224	29,636	(26,588)			525			51,517	51,517
B	Tayco Timber	N	Tayco Timber	2	-	09/18/18	01/16/19	May-19	8,000	11,200	7,550	11,875	4,325			675			-	-
B	Tayco Timber Total			2		09/18/18	01/16/19	May-19	8,000	11,200	7,550	11,875	4,325			675			-	-
B	Trigger Happy Guns	N	Trigger Happy Guns	6	-	11/21/19	12/26/19	Feb-20	54,650	75,964	51,651	61,585	9,934			3,525			17,904	17,904
B	Trigger Happy Guns	Y	Trigger Happy Guns	4	-	01/02/20	01/23/20	Jan-20	34,070	47,357	34,070		(34,070)						47,357	47,357
B	Trigger Happy Guns Total			10		11/21/19	01/23/20	Feb-20	88,720	123,321	85,721	61,585	(24,136)			3,525			65,261	65,261

Securities and Exchange Commission, Plaintiff,
 v.
 Complete Business Solutions Group, Inc. d/b/a Par Funding et al., Defendants.
 CASE NO. 9:20-cv-81205
 UNITED STATES DISTRICT COURT
 SOUTHERN DISTRICT OF FLORIDA

Category B - Detail of CBSG MCA Suites Activity for the period from 2012 through July 27, 2020

Source: MCA Suites

Category (Note 1)	Merchant Grouping (Note 11)	Funded After 01/01/20	Merchant Name (Note 8)	Total # of Deals (Note 2)	Deals with Reload (Note 3)	First Funding Date (Note 12)	Last Funding Date (Note 12)	Month of Last Payment (Note 13)	Total Advances and Repayments		Cash Advances and Repayments per MCA Suites			Transactional Data per MCA Suites			A/R Balance			
									A	B	C	D	E = D-C	F	G	H	I	J	K	L = J+K
									Advance Amount (Note 4)	Payback (Note 5)	Net Cash Advanced (Note 6)	Total Cash Repayments (Note 7)	Net Cash Surplus (Deficit)	Total Reload (Note 9)	Total Write-off (Note 8)	Total Fee (Note 8)	Total Collections 06/20/20-07/27/2020 (Note 7)	Active A/R	Default A/R	Total A/R
B	Vape Mastaz (JLI LLC)	N	Vape Mastaz (JLI LLC)	7	-	09/09/19	10/21/19	Jun-20	25,382	34,265	25,170	17,458	(7,712)			600	100		17,408	17,408
B	Vape Mastaz (JLI LLC)			7	-	09/09/19	10/21/19	Jun-20	25,382	34,265	25,170	17,458	(7,712)			600	100		17,408	17,408
B	Truss Sales and Installations	N	Truss Sales and Installations	12	-	01/18/18	04/10/18	Sep-19	306,569	459,854	305,574	242,860	(62,714)			3,850			220,844	220,844
B	Truss Sales and Installations Total			12	-	01/18/18	04/10/18	Sep-19	306,569	459,854	305,574	242,860	(62,714)			3,850			220,844	220,844
B	The Rusted Nail	N	The Rusted Nail	11	-	10/29/19	12/31/19	Mar-20	15,370	21,038	15,085	15,968	883			750			5,820	5,820
B	The Rusted Nail	Y	The Rusted Nail	2	-	01/07/20	01/24/20	Mar-20	3,337	4,272	3,302	3,375	(2,707)						4,052	4,052
B	The Rusted Nail Total			13	-	10/29/19	01/24/20	Mar-20	18,707	25,310	18,387	19,343	(1,825)			1,125			9,872	9,872
B	The Dzurek Group	N	The Dzurek Group	3	-	12/17/18	05/09/19	Aug-19	80,000	96,400	79,030	96,400	17,370							
B	The Dzurek Group Total			3	-	12/17/18	05/09/19	Aug-19	80,000	96,400	79,030	96,400	17,370							
B	Ts Bobcat	N	Ts Bobcat	2	-	12/29/16	01/05/17	Jan-17	7,050	10,575	6,055	820	(5,235)			800			10,555	10,555
B	Ts Bobcat Total			2	-	12/29/16	01/05/17	Jan-17	7,050	10,575	6,055	820	(5,235)			800			10,555	10,555
B	The Emporium Tobacco	N	The Emporium Tobacco	3	-	06/20/17	07/03/17	Nov-17	27,832	41,748	26,837	41,898	15,061			150				
B	The Emporium Tobacco Total			3	-	06/20/17	07/03/17	Nov-17	27,832	41,748	26,837	41,898	15,061			150				
B	Three S Electric	N	Three S Electric	18	-	09/28/17	01/25/18	Apr-20	138,150	207,225	137,155	211,925	74,770		200	4,900				
B	Three S Electric Total			18	-	09/28/17	01/25/18	Apr-20	138,150	207,225	137,155	211,925	74,770		200	4,900				
B	Weekend Dance Party	Y	Weekend Dance Party	2	-	02/14/20	02/21/20	Jul-20	150,000	208,500	144,000	176,250	32,250			(32,250)	32,318			
B	Weekend Dance Party Total			2	-	02/14/20	02/21/20	Jul-20	150,000	208,500	144,000	176,250	32,250			(32,250)	32,318			
B	Vernball Contractors	N	Vernball Contractors	1	-	07/12/19	07/12/19	Aug-19	44,378	55,473	42,378	60,473	18,095			5,000				
B	Vernball Contractors Total			1	-	07/12/19	07/12/19	Aug-19	44,378	55,473	42,378	60,473	18,095			5,000				
B	The Foxhole LLC	Y	The Foxhole LLC	5	-	01/27/20	02/18/20	Mar-20	10,146	13,404	10,011	4,562	(5,449)						9,968	9,968
B	The Foxhole LLC Total			5	-	01/27/20	02/18/20	Mar-20	10,146	13,404	10,011	4,562	(5,449)						9,968	9,968
B	Threefold Apparel	N	Threefold Apparel	2	-	02/07/18	06/20/18	Apr-19	29,875	43,417	29,241	43,742	14,501			325				
B	Threefold Apparel Total			2	-	02/07/18	06/20/18	Apr-19	29,875	43,417	29,241	43,742	14,501			325				
B	Wesley Fields (Fields Constructions)	N	Wesley Fields (Fields Constructions)	23	-	05/13/19	10/07/19	Jan-20	47,477	65,368	47,407	60,146	12,739		7,647	2,425			(0)	(0)
B	Wesley Fields (Fields Constructions) Total			23	-	05/13/19	10/07/19	Jan-20	47,477	65,368	47,407	60,146	12,739		7,647	2,425			(0)	(0)
B	The Cattle Guard	N	The Cattle Guard	2	-	06/08/16	07/06/16	Oct-16	20,000	28,000	19,410	30,400	10,990			2,400				
B	The Cattle Guard Total			2	-	06/08/16	07/06/16	Oct-16	20,000	28,000	19,410	30,400	10,990			2,400				
B	The Gift Planner	N	The Gift Planner	17	-	03/16/18	06/29/18	Nov-19	73,288	108,382	72,755	76,075	3,320			600			32,907	32,907
B	The Gift Planner Total			17	-	03/16/18	06/29/18	Nov-19	73,288	108,382	72,755	76,075	3,320			600			32,907	32,907
B	Truth Technologies	N	Truth Technologies	2	-	07/13/17	01/12/18	Jul-20	250,000	347,500	245,964	300,745	54,781			450	1,764		47,205	47,205
B	Truth Technologies Total			2	-	07/13/17	01/12/18	Jul-20	250,000	347,500	245,964	300,745	54,781			450	1,764		47,205	47,205
B	The Shutter Works	Y	The Shutter Works	2	-	01/14/20	01/21/20	Mar-20	12,512	16,891	12,512	17,566	5,054			675				
B	The Shutter Works Total			2	-	01/14/20	01/21/20	Mar-20	12,512	16,891	12,512	17,566	5,054			675				
B	Tyson Nail and Spa	N	Tyson Nail and Spa	8	-	08/14/18	09/25/18	Jul-20	31,938	43,873	30,908	22,035	(8,873)			400	527		22,238	22,238
B	Tyson Nail and Spa Total			8	-	08/14/18	09/25/18	Jul-20	31,938	43,873	30,908	22,035	(8,873)			400	527		22,238	22,238
B	Total Home Professionals	N	Total Home Professionals	16	-	05/07/19	08/13/19	Jan-20	64,540	88,756	64,205	83,143	18,938			2,550			8,163	8,163
B	Total Home Professionals Total			16	-	05/07/19	08/13/19	Jan-20	64,540	88,756	64,205	83,143	18,938			2,550			8,163	8,163
B	Windy City RC	N	Windy City RC	16	-	07/25/18	11/07/18	Apr-19	35,014	51,177	34,019	52,624	18,605			2,925			1,478	1,478
B	Windy City RC Total			16	-	07/25/18	11/07/18	Apr-19	35,014	51,177	34,019	52,624	18,605			2,925			1,478	1,478
B	Touche LA	N	Touche LA	4	-	10/03/19	10/24/19	Jan-20	31,137	43,280	30,907	33,711	2,804		12,669	3,100				
B	Touche LA Total			4	-	10/03/19	10/24/19	Jan-20	31,137	43,280	30,907	33,711	2,804		12,669	3,100				
B	Wine Knows	Y	Wine Knows	3	-	03/04/20	03/18/20	Apr-20	14,960	20,196	13,760	7,769	(5,991)			300			12,727	12,727
B	Wine Knows Total			3	-	03/04/20	03/18/20	Apr-20	14,960	20,196	13,760	7,769	(5,991)			300			12,727	12,727
B	Whites Meat Market	N	Whites Meat Market	24	-	09/01/17	02/16/18	Jan-19	186,750	280,125	185,755	202,283	16,528			300			78,142	78,142
B	Whites Meat Market Total			24	-	09/01/17	02/16/18	Jan-19	186,750	280,125	185,755	202,283	16,528			300			78,142	78,142
B	Transportation 2.0	N	Transportation 2.0	7	-	08/07/17	09/25/17	Oct-17	63,717	95,576	62,530	37,022	(25,508)			900			59,454	59,454
B	Transportation 2.0 Total			7	-	08/07/17	09/25/17	Oct-17	63,717	95,576	62,530	37,022	(25,508)			900			59,454	59,454
B	Whitfield Logistics	N	Whitfield Logistics	4	-	08/10/18	08/24/18	Oct-18	22,676	29,987	22,641	16,954	(5,688)			2,578			15,612	15,612
B	Whitfield Logistics Total			4	-	08/10/18	08/24/18	Oct-18	22,676	29,987	22,641	16,954	(5,688)			2,578			15,612	15,612
B	Wolfcom Enterprises	N	Wolfcom Enterprises	11	-	06/04/19	08/13/19	Nov-19	118,600	157,360	117,065	148,667	31,602			1,050			9,743	9,743
B	Wolfcom Enterprises Total			11	-	06/04/19	08/13/19	Nov-19	118,600	157,360	117,065	148,667	31,602			1,050				

Securities and Exchange Commission, Plaintiff,
 v.
 Complete Business Solutions Group, Inc. d/b/a Par Funding et al., Defendants.
 CASE NO. 9:20-cv-81205
 UNITED STATES DISTRICT COURT
 SOUTHERN DISTRICT OF FLORIDA

Category B - Detail of CBSG MCA Suites Activity for the period from 2012 through July 27, 2020

Source: MCA Suites

Category (Note 1)	Merchant Grouping (Note 11)	Funded After 01/01/20	Merchant Name (Note 8)	Total # of Deals (Note 2)	Deals with Reload (Note 3)	First Funding Date (Note 12)	Last Funding Date (Note 12)	Month of Last Payment (Note 13)	Total Advances and Repayments			Cash Advances and Repayments per MCA Suites			Transactional Data per MCA Suites			A/R Balance		
									A	B	C	D	E = D-C	F	G	H	I	J	K	L = J+K
									Advance Amount (Note 4)	Payback (Note 5)	Net Cash Advanced (Note 6)	Total Cash Repayments (Note 7)	Net Cash Surplus (Deficit)	Total Reload (Note 9)	Total Write-off (Note 8)	Total Fee (Note 8)	Total Collections 06/2020-07/27/2020 (Note 7)	Active A/R	Default A/R	Total A/R
B	The Guardians Foundation	Y	The Guardians Foundation	5	-	01/08/20	01/29/20	Mar-20	12,935	16,912	12,900	2,007	(10,893)			1,800			16,705	16,705
B	The Guardians Foundation Total			8	-	12/18/19	01/29/20	Mar-20	18,886	24,945	18,301	10,041	(8,260)			1,800			16,705	16,705
B	Wonderful Vacations	N	Wonderful Vacations	8	-	06/25/19	08/13/19	Nov-19	81,323	109,786	81,023	66,691	(14,332)			1,300			44,395	44,395
B	Wonderful Vacations Total			8	-	06/25/19	08/13/19	Nov-19	81,323	109,786	81,023	66,691	(14,332)			1,300			44,395	44,395
B	Williams Plumbing Heating	N	Williams Plumbing Heating	2	-	08/17/18	08/17/18	Oct-18	42,875	55,625	42,840	32,292	(10,549)			4,250			27,584	27,584
B	Williams Plumbing Heating Total			2	-	08/17/18	08/17/18	Oct-18	42,875	55,625	42,840	32,292	(10,549)			4,250			27,584	27,584
B	Zurmati Dental Care	N	Zurmati Dental Care	14	-	09/19/17	02/22/18	Mar-18	165,923	248,884	163,933	175,004	11,071			1,325			75,205	75,205
B	Zurmati Dental Care Total			14	-	09/19/17	02/22/18	Mar-18	165,923	248,884	163,933	175,004	11,071			1,325			75,205	75,205
B	U3 Solutions	N	U3 Solutions	30	-	12/06/17	09/23/19	Jan-20	210,000	301,400	190,475	288,795	98,320	14,930	2,325				-	-
B	U3 Solutions Total			30	-	12/06/17	09/23/19	Jan-20	210,000	301,400	190,475	288,795	98,320	14,930	2,325				-	-
B	The Lane Company	N	The Lane Company	8	-	03/16/18	05/09/18	Jun-18	228,448	342,672	227,453	122,800	(104,653)			1,875			221,747	221,747
B	The Lane Company Total			8	-	03/16/18	05/09/18	Jun-18	228,448	342,672	227,453	122,800	(104,653)			1,875			221,747	221,747
B	Transpacific Recycling (South Bay Logistic)	N	Transpacific Recycling (South Bay Logistic)	28	-	01/16/18	09/20/18	Mar-19	395,262	592,893	395,262	458,741	63,479			5,525			139,677	139,677
B	Transpacific Recycling (South Bay Logistic) Total			28	-	01/16/18	09/20/18	Mar-19	395,262	592,893	395,262	458,741	63,479			5,525			139,677	139,677
B	Tender Luvin Care Medical Social Worker	N	Tender Luvin Care Medical Social Worker	2	-	07/25/18	09/21/18	Jan-19	15,500	22,060	14,915	22,435	7,520			375			-	-
B	Tender Luvin Care Medical Social Worker Total			2	-	07/25/18	09/21/18	Jan-19	15,500	22,060	14,915	22,435	7,520			375			-	-
B	Wishin Corporation	N	Wishin Corporation	9	-	09/29/16	01/25/17	Jan-17	189,530	271,723	187,766	74,600	(113,167)			1,600			198,724	198,724
B	Wishin Corporation Total			9	-	09/29/16	01/25/17	Jan-17	189,530	271,723	187,766	74,600	(113,167)			1,600			198,724	198,724
B	Vineland Gulf	Y	Vineland Gulf	9	-	01/15/20	03/04/20	Mar-20	105,140	138,639	103,105	57,458	(45,647)			675			81,856	81,856
B	Vineland Gulf Total			9	-	01/15/20	03/04/20	Mar-20	105,140	138,639	103,105	57,458	(45,647)			675			81,856	81,856
B	Wolverine Pest Services	N	Wolverine Pest Services	3	-	09/12/19	09/26/19	Nov-19	6,894	9,307	6,825	11,107	4,282			1,800			-	-
B	Wolverine Pest Services Total			3	-	09/12/19	09/26/19	Nov-19	6,894	9,307	6,825	11,107	4,282			1,800			-	-
B	Visat Krupa Plainfield	N	Visat Krupa Plainfield	9	-	09/06/19	11/01/19	Jul-20	35,471	47,885	35,071	28,312	(6,759)			1,800	1,000		21,373	21,373
B	Visat Krupa Plainfield Total			9	-	09/06/19	11/01/19	Jul-20	35,471	47,885	35,071	28,312	(6,759)			1,800	1,000		21,373	21,373
B	Transportation Equipment Sales	N	Transportation Equipment Sales	4	-	12/09/19	12/30/19	Jan-20	116,267	156,961	114,267	88,219	(26,049)			800			69,542	69,542
B	Transportation Equipment Sales	Y	Transportation Equipment Sales	2	-	01/06/20	01/13/20	Jan-20	49,317	66,579	49,317		(49,317)						66,579	66,579
B	Transportation Equipment Sales Total			6	-	12/09/19	01/13/20	Jan-20	165,584	223,540	163,584	88,219	(75,366)			800			136,121	136,121
B	Vishnu Gaiha Mdsc	N	Vishnu Gaiha Mdsc	6	-	12/29/17	02/01/18	Mar-19	143,343	215,015	142,348	197,008	54,659			225			18,232	18,232
B	Vishnu Gaiha Mdsc Total			6	-	12/29/17	02/01/18	Mar-19	143,343	215,015	142,348	197,008	54,659			225			18,232	18,232
B	The Hunt Group Services	N	The Hunt Group Services	2	-	08/29/19	12/12/19	Mar-20	10,000	13,900	9,700	14,050	4,350			150			-	-
B	The Hunt Group Services Total			2	-	08/29/19	12/12/19	Mar-20	10,000	13,900	9,700	14,050	4,350			150			-	-
B	Vision Automotive (RPLC)	N	Vision Automotive (RPLC)	16	-	01/12/18	04/13/18	Dec-19	1,700,181	2,512,772	1,694,850	1,191,508	(503,342)			5,725			1,326,989	1,326,989
B	Vision Automotive (RPLC) Total			16	-	01/12/18	04/13/18	Dec-19	1,700,181	2,512,772	1,694,850	1,191,508	(503,342)			5,725			1,326,989	1,326,989
B	World Transfers	N	World Transfers	4	-	02/16/18	03/09/18	Mar-18	6,300	9,450	5,950	1,980	(3,970)			8,850			16,320	16,320
B	World Transfers Total			4	-	02/16/18	03/09/18	Mar-18	6,300	9,450	5,950	1,980	(3,970)			8,850			16,320	16,320
B	Tiger Mountain Industrial Company	N	Tiger Mountain Industrial Company	1	-	07/18/19	07/18/19	Dec-19	17,500	23,800	17,500	23,875	6,375			75			-	-
B	Tiger Mountain Industrial Company	Y	Tiger Mountain Industrial Company	1	-	01/22/20	01/22/20	Jul-20	40,000	54,800	38,800	54,875	16,075			75	13,775		-	-
B	Tiger Mountain Industrial Company Total			2	-	07/18/19	01/22/20	Jul-20	57,500	78,600	56,300	78,750	22,450			150	13,775		-	-
B	Worley and Fyall Food Group	N	Worley and Fyall Food Group	8	-	06/26/19	08/07/19	Nov-19	36,320	47,932	35,635	26,109	(9,526)			5,475			27,298	27,298
B	Worley and Fyall Food Group Total			8	-	06/26/19	08/07/19	Nov-19	36,320	47,932	35,635	26,109	(9,526)			5,475			27,298	27,298
B	The Directory	N	The Directory	1	-	03/10/16	03/10/16	Feb-17	100,000	140,000	98,132	77,168	(20,964)			8,050			70,882	70,882
B	The Directory Total			1	-	03/10/16	03/10/16	Feb-17	100,000	140,000	98,132	77,168	(20,964)			8,050			70,882	70,882
B	Team Cheetah	N	Team Cheetah	7	-	05/14/19	06/18/19	Jul-19	68,820	90,707	67,385	44,951	(22,434)			3,600			49,356	49,356

Securities and Exchange Commission, Plaintiff,
v.
Complete Business Solutions Group, Inc. d/b/a Par Funding et al., Defendants.
CASE NO. 9:20-cv-81205
UNITED STATES DISTRICT COURT
SOUTHERN DISTRICT OF FLORIDA

Category B - Detail of CBSG MCA Suites Activity for the period from 2012 through July 27, 2020

Source: MCA Suites

Category (Note 1)	Merchant Grouping (Note 11)	Funded After 01/01/20	Merchant Name (Note 8)	Total # of Deals (Note 2)	Deals with Reload (Note 3)	First Funding Date (Note 12)	Last Funding Date (Note 12)	Month of Last Payment (Note 13)	Total Advances and Repayments			Cash Advances and Repayments per MCA Suites			Transactional Data per MCA Suites			A/R Balance		
									Advance Amount (Note 4)	Payback (Note 5)	Net Cash Advanced (Note 6)	Total Cash Repayments (Note 7)	Net Cash Surplus (Deficit)	Total Reload (Note 9)	Total Write-off (Note 8)	Total Fee (Note 8)	Total Collections 06/20/20-07/27/2020 (Note 7)	Active A/R	Default A/R	Total A/R
B	Team Cheetah Total			7	-	06/14/19	06/18/19	Jul-19	68,820	90,707	67,385	44,951	(22,434)			3,600			49,356	49,356
B	Timothy Derodes	N	Jakes of Ashland	15	-	05/31/19	09/06/19	Sep-19	136,196	183,864	135,196	119,032	(16,164)			10,425			75,257	75,257
B	Timothy Derodes	N	Jakes of Wooster	1	-	06/17/19	06/17/19	Sep-19	40,000	55,600	38,800	32,323	(6,477)			275			23,552	23,552
B	Timothy Derodes Total			16	-	05/31/19	09/06/19	Sep-19	176,196	239,464	173,996	151,355	(22,641)			10,700			98,809	98,809
B	Texas Ranch Resources	Y	Texas Ranch Resources	3	-	03/05/20	03/19/20	Mar-20	20,811	28,094	18,811	7,089	(11,721)			525			21,530	21,530
B	Texas Ranch Resources Total			3	-	03/05/20	03/19/20	Mar-20	20,811	28,094	18,811	7,089	(11,721)			525			21,530	21,530
B	Volunteer Construction	N	Volunteer Construction	5	-	08/16/19	09/13/19	Feb-20	47,876	71,336	47,377	32,016	(15,361)			950			40,269	40,269
B	Volunteer Construction Total			5	-	08/16/19	09/13/19	Feb-20	47,876	71,336	47,377	32,016	(15,361)			950			40,269	40,269
B	The Printers Circle	N	The Printers Circle	2	-	08/28/18	10/02/18	Jun-20	20,000	27,650	19,965	27,996	8,031	1,679	2,025	750	-	0	0	0
B	The Printers Circle Total			2	-	08/28/18	10/02/18	Jun-20	20,000	27,650	19,965	27,996	8,031	1,679	2,025	750	-	0	0	0
B	The Dock Club	N	The Dock Club	3	-	10/03/19	10/17/19	Feb-20	7,580	10,764	7,504	10,306	2,802			1,025			1,483	1,483
B	The Dock Club Total			3	-	10/03/19	10/17/19	Feb-20	7,580	10,764	7,504	10,306	2,802			1,025			1,483	1,483
B	Yankee Dough Company	N	Yankee Dough Company	4	-	11/22/19	12/09/19	Jun-20	17,041	23,006	16,541	9,734	(6,807)			800	450		14,072	14,072
B	Yankee Dough Company Total			4	-	11/22/19	12/09/19	Jun-20	17,041	23,006	16,541	9,734	(6,807)			800	450		14,072	14,072
B	Walden Chiropractic	N	Walden Chiropractic	11	-	03/16/18	05/25/18	Dec-18	35,962	53,943	34,967	27,984	(6,983)			4,333			30,292	30,292
B	Walden Chiropractic Total			11	-	03/16/18	05/25/18	Dec-18	35,962	53,943	34,967	27,984	(6,983)			4,333			30,292	30,292
B	Yes Electronics and Construction	N	Yes Electronics and Construction	10	-	02/20/18	04/24/18	Jul-18	537,356	806,034	536,361	304,187	(232,174)			4,025			505,872	505,872
B	Yes Electronics and Construction Total			10	-	02/20/18	04/24/18	Jul-18	537,356	806,034	536,361	304,187	(232,174)			4,025			505,872	505,872
B	Walden Technical Services	N	Walden Technical Services	2	-	02/06/19	03/14/19	May-19	35,000	46,350	34,005	46,350	12,345						-	-
B	Walden Technical Services Total			2	-	02/06/19	03/14/19	May-19	35,000	46,350	34,005	46,350	12,345						-	-
B	Yonghwan Kim DDS	N	Yonghwan Kim DDS	1	-	09/08/16	09/08/16	Jun-17	55,000	79,750	53,282	48,079	(5,203)			1,700			33,371	33,371
B	Yonghwan Kim DDS Total			1	-	09/08/16	09/08/16	Jun-17	55,000	79,750	53,282	48,079	(5,203)			1,700			33,371	33,371
B	Tiny Tigers Learning Center	N	Tiny Tigers Learning Center	2	-	08/01/18	08/08/18	Jul-19	4,890	7,335	4,890	7,935	3,045			600			-	-
B	Tiny Tigers Learning Center Total			2	-	08/01/18	08/08/18	Jul-19	4,890	7,335	4,890	7,935	3,045			600			-	-
B	Tropical Goodies	N	Tropical Goodies	2	-	05/02/17	01/08/18	Jul-18	60,000	80,400	57,833	80,500	22,667			100			-	-
B	Tropical Goodies Total			2	-	05/02/17	01/08/18	Jul-18	60,000	80,400	57,833	80,500	22,667			100			-	-
B	Wam Nation LLC	Y	Wam Nation LLC	2	-	01/29/20	02/05/20	Feb-20	33,730	45,536	33,730	36,309	2,579	5,241	600			4,585	4,585	
B	Wam Nation LLC Total			2	-	01/29/20	02/05/20	Feb-20	33,730	45,536	33,730	36,309	2,579	5,241	600			4,585	4,585	
B	True Green Property Management	Y	True Green Property Management	1	-	01/09/20	01/09/20	Jul-20	10,000	14,200	5,793	14,200	8,407			1,569			-	-
B	True Green Property Management Total			1	-	01/09/20	01/09/20	Jul-20	10,000	14,200	5,793	14,200	8,407			1,569			-	-
B	Todds Clothiers	N	Todds Clothiers	11	-	04/19/19	06/28/19	Jul-19	29,125	40,775	28,875	39,366	10,491	1,934	525				-	-
B	Todds Clothiers Total			11	-	04/19/19	06/28/19	Jul-19	29,125	40,775	28,875	39,366	10,491	1,934	525				-	-
B	Z-Rite Plumbing	N	Z-Rite Plumbing	4	-	11/25/16	09/22/17	Mar-18	115,000	164,550	111,235	167,550	56,315			3,000			-	-
B	Z-Rite Plumbing Total			4	-	11/25/16	09/22/17	Mar-18	115,000	164,550	111,235	167,550	56,315			3,000			-	-
B	Warren Furniture	N	Warren Furniture	16	-	10/13/17	01/19/18	Jan-18	188,598	282,397	187,053	119,903	(67,150)			600			163,094	163,094
B	Warren Furniture Total			16	-	10/13/17	01/19/18	Jan-18	188,598	282,397	187,053	119,903	(67,150)			600			163,094	163,094
B	Tolar Westgate Funerals and Cremations	N	Tolar Westgate Funerals and Cremations	20	-	02/05/19	06/11/19	Jun-20	76,220	106,072	75,486	56,076	(19,410)			1,600	91		51,597	51,597
B	Tolar Westgate Funerals and Cremations Total			20	-	02/05/19	06/11/19	Jun-20	76,220	106,072	75,486	56,076	(19,410)			1,600	91		51,597	51,597
B	Sports Treasures	N	Sports Treasures	2	-	10/09/18	09/19/19	Dec-19	200,000	270,000	195,050	254,275	59,225	15,950	225				-	-
B	Sports Treasures Total			2	-	10/09/18	09/19/19	Dec-19	200,000	270,000	195,050	254,275	59,225	15,950	225				-	-
B	Sync Funding	N	Sync Funding	2	-	07/24/19	12/13/19	Mar-20	32,000	42,480	31,365	42,480	11,115						-	-
B	Sync Funding Total			2	-	07/24/19	12/13/19	Mar-20	32,000	42,480	31,365	42,480	11,115						-	-
B	Street Games	N	Street Games	4	-	11/21/18	12/12/18	Dec-18	9,267	12,974	9,267	4,726	(4,541)			1,342			9,590	9,590
B	Street Games Total			4	-	11/21/18	12/12/18	Dec-18	9,267	12,974	9,267	4,726	(4,541)			1,342			9,590	9,590
B	Prospect Auto Supply of Demotte	Y	Prospect Auto Supply of Demotte	19	-	01/14/20	04/03/20	Jun-20	49,000	66,150	48,000	66,150	18,150				9,231			-
B	Prospect Auto Supply of Demotte Total			19	-	01/14/20	04/03/20	Jun-20	49,000	66,150	48,000	66,150	18,150				9,231			-
B	Rocky Hill Adult Day Center	N	Rocky Hill Adult Day Center	13	-	01/24/18	05/14/18	May-18	42,036	64,295	40,691	27,218	(13,473)			400			37,478	37,478
B	Rocky Hill Adult Day Center Total			13	-	01/24/18	05/14/18	May-18	42,036	64,295	40,691	27,218	(13,473)			400			37,478	37,478
B	Reels At Pier 281	N	Reels At Pier 281	7	-	12/05/17	01/16/18	Apr-20	24,570	36,855	23,575	12,604	(10,971)			300			24,551	24,551
B	Reels At Pier 281 Total			7	-	12/05/17	01/16/18	Apr-20	24,570	36,855	23,575	12,604	(10,971)			300			24,551	24,551
B	Stephen Lockwood DMD	N	Stephen Lockwood DMD	2	-	08/01/16	09/20/16	Dec-16	90,000	126,000	87,658	126,750	39,092			750			-	-

Securities and Exchange Commission, Plaintiff,
 v.
 Complete Business Solutions Group, Inc. d/b/a Par Funding et al., Defendants.
 CASE NO. 9:20-cv-81205
 UNITED STATES DISTRICT COURT
 SOUTHERN DISTRICT OF FLORIDA

Category B - Detail of CBSG MCA Suites Activity for the period from 2012 through July 27, 2020

Source: MCA Suites

Category (Note 1)	Merchant Grouping (Note 11)	Funded After 01/01/20	Merchant Name (Note 8)	Total # of Deals (Note 2)	Deals with Reload (Note 3)	First Funding Date (Note 12)	Last Funding Date (Note 12)	Month of Last Payment (Note 13)	Total Advances and Repayments			Cash Advances and Repayments per MCA Suites			Transactional Data per MCA Suites			A/R Balance		
									A	B	C	D	E = D-C	F	G	H	I	J	K	L = J+K
									Advance Amount (Note 4)	Payback (Note 5)	Net Cash Advanced (Note 6)	Total Cash Repayments (Note 7)	Net Cash Surplus (Deficit)	Total Reload (Note 9)	Total Write-off (Note 8)	Total Fee (Note 8)	Total Collections 06/2020-07/27/2020 (Note 7)	Active A/R	Default A/R	Total A/R
B	Stephen Lockwood DMD Total			2	-	08/01/16	09/20/16	Dec-16	90,000	126,000	87,658	126,750	39,092			750		-		-
B	S and K Construction Services	N	S and K Construction Services	16	-	08/14/19	12/02/19	Dec-19	57,743	76,853	57,623	52,543	(5,080)		4,200			-	28,510	28,510
B	S and K Construction Services Total			16	-	08/14/19	12/02/19	Dec-19	57,743	76,853	57,623	52,543	(5,080)		4,200			-	28,510	28,510
B	Suffolk Brain and Nerve	N	Suffolk Brain and Nerve	2	-	09/28/18	09/28/18	Feb-19	40,863	53,909	40,828	51,437	10,609		7,183			-	9,654	9,654
B	Suffolk Brain and Nerve Total			2	-	09/28/18	09/28/18	Feb-19	40,863	53,909	40,828	51,437	10,609		7,183			-	9,654	9,654
B	Sweat Spa	N	Sweat Spa	1	-	11/19/19	11/19/19	Jan-20	15,000	18,600	15,000	18,600	3,600					-		-
B	Sweat Spa	Y	Sweat Spa	1	-	07/10/20	07/10/20	Jul-20	15,000	21,000	15,000	21,000	6,750				21,000	-		-
B	Sweat Spa Total			2	-	11/19/19	07/10/20	Jul-20	30,000	39,600	29,250	39,600	10,350				21,000	-		-
B	Remax Specialists	N	Remax Specialists	2	-	12/30/15	02/05/16	Nov-17	175,000	238,750	175,000	189,179	14,179					-	49,571	49,571
B	Remax Specialists Total			2	-	12/30/15	02/05/16	Nov-17	175,000	238,750	175,000	189,179	14,179					-	49,571	49,571
B	Quite Tech	N	Quite Tech	15	-	11/05/18	02/05/19	Aug-19	21,500	29,050	21,366	16,959	(4,407)			900		-	12,991	12,991
B	Quite Tech Total			15	-	11/05/18	02/05/19	Aug-19	21,500	29,050	21,366	16,959	(4,407)			900		-	12,991	12,991
B	Richs Automotive Of Walden	N	Richs Automotive Of Walden	12	-	08/01/17	10/17/17	Nov-17	103,099	154,648	101,787	60,059	(41,728)			700		-	95,289	95,289
B	Richs Automotive Of Walden Total			12	-	08/01/17	10/17/17	Nov-17	103,099	154,648	101,787	60,059	(41,728)			700		-	95,289	95,289
B	Roger Sperlbaum (Force 1)	N	Roger Sperlbaum (Force 1)	7	-	04/03/19	05/15/19	Oct-19	58,678	82,147	57,688	38,280	(19,407)			6,025		-	49,892	49,892
B	Roger Sperlbaum (Force 1) Total			7	-	04/03/19	05/15/19	Oct-19	58,678	82,147	57,688	38,280	(19,407)			6,025		-	49,892	49,892
B	Sabek Carriers	N	Sabek Carriers	2	-	03/19/18	09/28/18	Mar-19	20,000	28,200	20,000	28,275	8,275			75		-		-
B	Sabek Carriers Total			2	-	03/19/18	09/28/18	Mar-19	20,000	28,200	20,000	28,275	8,275			75		-		-
B	Reacon Electrical Services	N	Reacon Electrical Services	3	-	12/12/17	12/26/17	Feb-18	41,408	62,112	40,413	67,320	26,907			5,207		-		-
B	Reacon Electrical Services Total			3	-	12/12/17	12/26/17	Feb-18	41,408	62,112	40,413	67,320	26,907			5,207		-		-
B	Randy P Snider Drywall	Y	Randy P Snider Drywall	2	-	01/10/20	01/28/20	Feb-20	15,000	20,100	14,665	3,308	(11,357)			800		-	17,592	17,592
B	Randy P Snider Drywall Total			2	-	01/10/20	01/28/20	Feb-20	15,000	20,100	14,665	3,308	(11,357)			800		-	17,592	17,592
B	Stone Tyndall	N	Stone Tyndall	9	-	06/07/19	07/25/19	Aug-19	53,493	71,666	52,958	28,269	(24,689)			1,150		-	44,546	44,546
B	Stone Tyndall Total			9	-	06/07/19	07/25/19	Aug-19	53,493	71,666	52,958	28,269	(24,689)			1,150		-	44,546	44,546
B	Safe Haul Trucking	N	Safe Haul Trucking	2	-	07/07/17	07/14/17	Jul-18	20,300	30,450	19,305	16,194	(3,111)			875		-	15,131	15,131
B	Safe Haul Trucking Total			2	-	07/07/17	07/14/17	Jul-18	20,300	30,450	19,305	16,194	(3,111)			875		-	15,131	15,131
B	Su Casa Vacation Rentals	N	Su Casa Vacation Rentals	2	-	10/18/19	10/18/19	Jan-20	11,366	14,635	10,466	17,635	7,169			3,000		-		-
B	Su Casa Vacation Rentals Total			2	-	10/18/19	10/18/19	Jan-20	11,366	14,635	10,466	17,635	7,169			3,000		-		-
B	Safe Haven Treatment Services	N	Safe Haven Treatment Services	9	-	11/28/17	01/23/18	Jun-19	189,065	283,598	188,070	172,287	(15,783)			850		-	112,161	112,161
B	Safe Haven Treatment Services Total			9	-	11/28/17	01/23/18	Jun-19	189,065	283,598	188,070	172,287	(15,783)			850		-	112,161	112,161
B	RPS Manufacturing	N	RPS Manufacturing	2	-	06/27/19	07/05/19	Sep-19	6,209	8,382	5,809	8,632	2,823			250		-		-
B	RPS Manufacturing Total			2	-	06/27/19	07/05/19	Sep-19	6,209	8,382	5,809	8,632	2,823			250		-		-
B	Regal Nova Int	N	Regal Nova Int	6	-	10/17/19	11/14/19	Jul-20	66,385	84,072	65,850	49,949	(15,900)			500	16,437	-	34,623	34,623
B	Regal Nova Int Total			6	-	10/17/19	11/14/19	Jul-20	66,385	84,072	65,850	49,949	(15,900)			500	16,437	-	34,623	34,623
B	SmithCNC USA (Zhongyue Machining)	N	SmithCNC USA (Zhongyue Machining)	5	-	02/13/19	03/06/19	Jul-20	49,225	68,915	47,575	56,390	8,815		13,575	1,050	5,750	-		-
B	SmithCNC USA (Zhongyue Machining) Total			5	-	02/13/19	03/06/19	Jul-20	49,225	68,915	47,575	56,390	8,815		13,575	1,050	5,750	-		-
B	Salon Vivid	N	Salon Vivid	22	-	08/05/19	12/30/19	Mar-20	69,840	94,284	69,720	97,120	27,400			1,000		(1,836)		(1,836)
B	Salon Vivid	Y	Salon Vivid	2	-	01/06/20	01/13/20	Jan-20	1,360	1,836	1,360	1,836					1,836			
B	Salon Vivid Total			24	-	08/05/19	12/30/19	Mar-20	71,200	96,120	71,080	97,120	26,400			1,000		-		-
B	Pure Distribution	N	Pure Distribution	1	-	06/21/19	06/21/19	Dec-19	20,000	27,800	19,400	22,564	3,164					-		-
B	Pure Distribution	Y	Pure Distribution	1	-	01/07/20	01/07/20	Feb-20	20,000	28,200	19,400	22,564	3,164			5,636		-		-
B	Pure Distribution Total			2	-	06/21/19	01/07/20	Feb-20	40,000	56,000	38,800	50,364	11,564			5,636		-		-
B	Salvage City	N	Salvage City	2	-	01/11/18	06/22/18	Apr-19	70,000	99,200	69,401	100,425	31,024			1,225		-		-
B	Salvage City Total			2	-	01/11/18	06/22/18	Apr-19	70,000	99,200	69,401	100,425	31,024			1,225		-		-
B	Southern Cabinet Works	N	Southern Cabinet Works	10	-	10/23/19	12/31/19	Jan-20	62,599	82,858	61,814	49,133	(12,680)			925		-	34,650	34,650
B	Southern Cabinet Works	Y	Southern Cabinet Works	1	-	01/08/20	01/08/20	Jan-20	4,327	5,842	4,327		(4,327)					-	5,842	5,842
B	Southern Cabinet Works Total			11	-	10/23/19	01/08/20	Jan-20	66,926	88,700	66,141	49,133	(17,008)			925		-	40,492	40,492
B	Riskas Construction	N	Riskas Construction	2	-	06/24/14	02/24/15	Mar-15	75,000	100,500	73,432	100,500	27,068					-		-
B	Riskas Construction Total			2	-	06/24/14	02/24/15	Mar-15	75,000	100,500	73,432	100,500	27,068					-		-
B	Sparrow Express	N	Sparrow Express	2	-	03/26/18	04/20/18	Jul-18	125,000	177,500	120,332	53,709	(66,623)			375		-	124,166	124,166

Securities and Exchange Commission, Plaintiff,
 v.
 Complete Business Solutions Group, Inc. d/b/a Par Funding et al., Defendants.
 CASE NO. 9:20-cv-81205
 UNITED STATES DISTRICT COURT
 SOUTHERN DISTRICT OF FLORIDA

Category B - Detail of CBSG MCA Suites Activity for the period from 2012 through July 27, 2020

Source: MCA Suites

Category (Note 1)	Merchant Grouping (Note 11)	Funded After 01/01/20	Merchant Name (Note 8)	Total # of Deals (Note 2)	Deals with Reload (Note 3)	First Funding Date (Note 12)	Last Funding Date (Note 12)	Month of Last Payment (Note 13)	Total Advances and Repayments			Cash Advances and Repayments per MCA Suites			Transactional Data per MCA Suites			A/R Balance		
									Advance Amount (Note 4)	Payback (Note 5)	Net Cash Advanced (Note 6)	Total Cash Repayments (Note 7)	Net Cash Surplus (Deficit)	Total Reload (Note 9)	Total Write-off (Note 8)	Total Fee (Note 8)	Total Collections 06/2020-07/27/2020 (Note 7)	Active A/R	Default A/R	Total A/R
B	Sparrow Express Total			2	-	03/26/18	04/20/18	Jul-18	125,000	177,500	120,332	53,709	(66,623)			375			124,166	124,166
B	River House	Y	River House	3	-	03/03/20	03/17/20	Jul-20	17,330	23,396	16,730	19,048	2,318		4,748	400	8,650	-	-	-
B	River House Total			3	-	03/03/20	03/17/20	Jul-20	17,330	23,396	16,730	19,048	2,318		4,748	400	8,650	-	-	-
B	Specialized Water Systems	N	Specialized Water Systems	9	-	02/12/19	04/02/19	Dec-19	30,660	41,617	30,275	28,945	(1,330)			400			13,073	13,073
B	Specialized Water Systems Total			9	-	02/12/19	04/02/19	Dec-19	30,660	41,617	30,275	28,945	(1,330)			400			13,073	13,073
B	Progressive Agricultural Services	N	Progressive Agricultural Services	6	-	03/07/18	04/10/18	Apr-20	41,090	61,635	40,095	30,885	(9,210)			775			31,525	31,525
B	Progressive Agricultural Services Total			6	-	03/07/18	04/10/18	Apr-20	41,090	61,635	40,095	30,885	(9,210)			775			31,525	31,525
B	Romans House (Tandy Village)	N	Romans House (Tandy Village)	5	-	10/17/16	02/03/17	Sep-18	223,263	328,895	220,500	151,066	(69,434)		2,425				180,253	180,253
B	Romans House (Tandy Village) Total			5	-	10/17/16	02/03/17	Sep-18	223,263	328,895	220,500	151,066	(69,434)		2,425				180,253	180,253
B	SAS Custom Tile	N	SAS Custom Tile	4	-	10/06/17	11/03/17	Jan-18	44,241	66,362	43,246	37,066	(6,181)			525			29,821	29,821
B	SAS Custom Tile Total			4	-	10/06/17	11/03/17	Jan-18	44,241	66,362	43,246	37,066	(6,181)			525			29,821	29,821
B	Step By Step Sneakers	N	Step By Step Sneakers	12	-	06/20/18	08/22/18	Aug-18	169,038	246,307	167,535	124,847	(42,688)		4,325				125,785	125,785
B	Step By Step Sneakers Total			12	-	06/20/18	08/22/18	Aug-18	169,038	246,307	167,535	124,847	(42,688)		4,325				125,785	125,785
B	Sweeping Clean	N	Sweeping Clean	1	-	01/08/16	01/08/16	Mar-18	40,000	56,000	38,732	47,245	8,513			600			9,355	9,355
B	Sweeping Clean Total			1	-	01/08/16	01/08/16	Mar-18	40,000	56,000	38,732	47,245	8,513			600			9,355	9,355
B	Roscco Plumbing	N	Roscco Plumbing	3	-	11/05/19	11/19/19	May-20	5,055	6,824	4,855	5,151	296			875			2,548	2,548
B	Roscco Plumbing Total			3	-	11/05/19	11/19/19	May-20	5,055	6,824	4,855	5,151	296			875			2,548	2,548
B	Ralph Libonati Co	N	Ralph Libonati Co	5	-	05/15/15	10/05/15	May-16	575,000	774,860	568,139	774,860	206,721						-	-
B	Ralph Libonati Co Total			5	-	05/15/15	10/05/15	May-16	575,000	774,860	568,139	774,860	206,721						-	-
B	R Kids Rock Pediatrics	N	R Kids Rock Pediatrics	21	-	02/28/19	07/11/19	Aug-19	326,695	449,373	321,661	389,363	67,702		350				60,361	60,361
B	R Kids Rock Pediatrics Total			21	-	02/28/19	07/11/19	Aug-19	326,695	449,373	321,661	389,363	67,702		350				60,361	60,361
B	Riveras Plumbing	N	Riveras Plumbing	6	-	04/19/18	05/24/18	Mar-19	20,990	31,485	19,995	15,402	(4,593)			300			16,383	16,383
B	Riveras Plumbing Total			6	-	04/19/18	05/24/18	Mar-19	20,990	31,485	19,995	15,402	(4,593)			300			16,383	16,383
B	Strive Mental Health	N	Strive Mental Health	2	-	12/04/18	01/08/19	Aug-19	37,500	51,450	35,965	51,450	15,485						-	-
B	Strive Mental Health Total			2	-	12/04/18	01/08/19	Aug-19	37,500	51,450	35,965	51,450	15,485						-	-
B	Scheer Medical Wellness	N	Scheer Medical Wellness	1	-	08/12/19	08/12/19	Nov-19	50,000	62,000	49,965	62,000	12,035						-	-
B	Scheer Medical Wellness Total			1	-	08/12/19	08/12/19	Nov-19	50,000	62,000	49,965	62,000	12,035						-	-
B	Red Knight Solutions	N	Red Knight Solutions	2	-	06/25/19	07/24/19	Sep-19	30,000	40,200	29,365	9,248	(20,117)		675				31,627	31,627
B	Red Knight Solutions Total			2	-	06/25/19	07/24/19	Sep-19	30,000	40,200	29,365	9,248	(20,117)		675				31,627	31,627
B	Rivercity Breaks	N	Rivercity Breaks	10	-	06/13/19	08/15/19	Dec-19	28,887	38,997	28,766	16,959	(11,807)		1,050				23,088	23,088
B	Rivercity Breaks Total			10	-	06/13/19	08/15/19	Dec-19	28,887	38,997	28,766	16,959	(11,807)		1,050				23,088	23,088
B	Royal Metals Group	N	Royal Metals Group	2	-	05/11/17	08/03/17	Jan-18	339,150	502,725	336,987	321,440	(15,547)			3,450			184,735	184,735
B	Royal Metals Group Total			2	-	05/11/17	08/03/17	Jan-18	339,150	502,725	336,987	321,440	(15,547)			3,450			184,735	184,735
B	Seattle Concrete Works	N	Seattle Concrete Works	5	-	08/30/19	09/27/19	Nov-19	37,154	50,158	36,914	48,918	12,004		1,240				-	-
B	Seattle Concrete Works Total			5	-	08/30/19	09/27/19	Nov-19	37,154	50,158	36,914	48,918	12,004		1,240				-	-
B	RTS Construction	N	RTS Construction	1	-	01/26/17	01/26/17	Jan-18	210,000	302,400	208,132	117,032	(91,100)			2,225			187,593	187,593
B	RTS Construction Total			1	-	01/26/17	01/26/17	Jan-18	210,000	302,400	208,132	117,032	(91,100)			2,225			187,593	187,593
B	Sector 5 Inc	N	Sector 5 Inc	9	-	05/31/19	07/26/19	Apr-20	25,349	34,220	24,899	25,951	1,053		11,119			0	0	
B	Sector 5 Inc Total			9	-	05/31/19	07/26/19	Apr-20	25,349	34,220	24,899	25,951	1,053		11,119			0	0	
B	Smith Trans	N	Smith Trans	2	-	11/30/16	04/27/17	Feb-18	164,112	240,272	162,122	49,394	(112,728)			1,600			192,478	192,478
B	Smith Trans Total			2	-	11/30/16	04/27/17	Feb-18	164,112	240,272	162,122	49,394	(112,728)			1,600			192,478	192,478
B	Quality Tile and Marble	N	Quality Tile and Marble	16	-	03/15/19	06/21/19	Jul-19	238,722	331,210	235,187	239,284	4,098			7,325			99,251	99,251
B	Quality Tile and Marble Total			16	-	03/15/19	06/21/19	Jul-19	238,722	331,210	235,187	239,284	4,098			7,325			99,251	99,251
B	Social Autotech	N	Social Autotech	8	-	09/27/18	11/08/18	Oct-19	15,247	20,803	15,212	16,308	1,096			950			5,445	5,445
B	Social Autotech Total			8	-	09/27/18	11/08/18	Oct-19	15,247	20,803	15,212	16,308	1,096			950			5,445	5,445
B	Self Made Communications	N	Self Made Communications	2	-	05/03/17	12/11/17	Dec-18	20,000	28,200	19,650	29,600	9,950			1,400			-	-
B	Self Made Communications Total			2	-	05/03/17	12/11/17	Dec-18	20,000	28,200	19,650	29,600	9,950			1,400			-	-
B	Sonn Trucking	N	Sonn Trucking	5	-	11/27/18	12/26/18	Dec-19	78,225	109,515	75,230	60,088	(15,142)			4,025			53,452	53,452
B	Sonn Trucking Total			5	-	11/27/18	12/26/18	Dec-19	78,225	109,515	75,230	60,088	(15,142)			4,025			53,452	53,452

Securities and Exchange Commission, Plaintiff,
v.
Complete Business Solutions Group, Inc. d/b/a Par Funding et al., Defendants.
CASE NO. 9:20-cv-81205
UNITED STATES DISTRICT COURT
SOUTHERN DISTRICT OF FLORIDA

Category B - Detail of CBSG MCA Suites Activity for the period from 2012 through July 27, 2020

Source: MCA Suites

Category (Note 1)	Merchant Grouping (Note 11)	Funded After 01/01/20	Merchant Name (Note 8)	Total # of Deals (Note 2)	Deals with Reload (Note 3)	First Funding Date (Note 12)	Last Funding Date (Note 12)	Month of Last Payment (Note 13)	Total Advances and Repayments			Cash Advances and Repayments per MCA Suites			Transactional Data per MCA Suites			A/R Balance		
									A	B	C	D	E = D-C	F	G	H	I	J	K	L = J+K
									Advance Amount (Note 4)	Payback (Note 5)	Net Cash Advanced (Note 6)	Total Cash Repayments (Note 7)	Net Cash Surplus (Deficit)	Total Reload (Note 9)	Total Write-off (Note 8)	Total Fee (Note 8)	Total Collections 06/2020-07/27/2020 (Note 7)	Active A/R	Default A/R	Total A/R
B	Rizvi Construction Services	N	Rizvi Construction Services	15	-	03/02/16	02/23/17	Oct-17	160,000	235,200	160,000	235,600	75,600			400		-		-
B	Rizvi Construction Services Total			15	-	03/02/16	02/23/17	Oct-17	160,000	235,200	160,000	235,600	75,600			400		-		-
B	Rock Mountain Electric	N	Rock Mountain Electric	18	-	03/07/18	07/03/18	Apr-20	81,733	122,599	80,738	98,242	17,505			2,550			26,907	26,907
B	Rock Mountain Electric Total			18	-	03/07/18	07/03/18	Apr-20	81,733	122,599	80,738	98,242	17,505			2,550		26,907		26,907
B	RK Home Improvements	N	RK Home Improvements	2	-	08/01/18	08/01/18	Aug-18	33,131	43,497	33,096	18,396	(14,700)			5,981			31,081	31,081
B	RK Home Improvements Total			2	-	08/01/18	08/01/18	Aug-18	33,131	43,497	33,096	18,396	(14,700)			5,981		31,081		31,081
B	South Miami Chiropractic	N	South Miami Chiropractic	23	-	09/20/17	01/10/18	Apr-18	288,122	432,182	286,132	191,629	(94,502)			3,150			243,703	243,703
B	South Miami Chiropractic Total			23	-	09/20/17	01/10/18	Apr-18	288,122	432,182	286,132	191,629	(94,502)			3,150		243,703		243,703
B	RNR Transport	N	RNR Transport	14	-	03/21/18	06/20/18	Oct-18	104,908	157,362	103,913	64,128	(39,784)			4,825			98,058	98,058
B	RNR Transport Total			14	-	03/21/18	06/20/18	Oct-18	104,908	157,362	103,913	64,128	(39,784)			4,825		98,058		98,058
B	Purple Bloom School	Y	Purple Bloom School	2	-	02/20/20	02/20/20	Jun-20	15,900	19,865	15,115	17,659	2,544	2,731		525	1,260		-	-
B	Purple Bloom School Total			2	-	02/20/20	02/20/20	Jun-20	15,900	19,865	15,115	17,659	2,544	2,731		525	1,260		-	-
B	Quanli Dong DDS	N	Quanli Dong DDS	22	-	05/04/18	09/21/18	May-19	361,441	535,762	360,411	426,302	65,891			4,425			113,884	113,884
B	Quanli Dong DDS Total			22	-	05/04/18	09/21/18	May-19	361,441	535,762	360,411	426,302	65,891			4,425		113,884		113,884
B	R and D Bailey Services	N	R and D Bailey Services	2	-	08/18/17	08/31/17	Sep-17	30,075	45,113	28,080	13,703	(14,377)			375			31,785	31,785
B	R and D Bailey Services Total			2	-	08/18/17	08/31/17	Sep-17	30,075	45,113	28,080	13,703	(14,377)			375		31,785		31,785
B	Prosperity Technology	N	Prosperity Technology	3	-	03/22/19	04/05/19	Dec-19	8,989	12,584	8,629	11,834	3,205	1,575		825			-	-
B	Prosperity Technology Total			3	-	03/22/19	04/05/19	Dec-19	8,989	12,584	8,629	11,834	3,205	1,575		825		-		-
B	R and K Mechanical	N	R and K Mechanical	21	-	10/09/18	02/19/19	Apr-20	85,228	117,119	85,193	87,346	2,153			1,425			31,198	31,198
B	R and K Mechanical Total			21	-	10/09/18	02/19/19	Apr-20	85,228	117,119	85,193	87,346	2,153			1,425		31,198		31,198
B	Shield Roofing	N	Shield Roofing	4	-	09/13/19	09/27/19	Dec-19	79,329	102,695	78,944	27,107	(51,837)			400			75,987	75,987
B	Shield Roofing Total			4	-	09/13/19	09/27/19	Dec-19	79,329	102,695	78,944	27,107	(51,837)			400		75,987		75,987
B	R and R Offroad	N	R and R Offroad	5	-	12/26/17	01/30/18	Apr-18	26,889	40,334	25,894	18,107	(7,787)			2,175			24,401	24,401
B	R and R Offroad Total			5	-	12/26/17	01/30/18	Apr-18	26,889	40,334	25,894	18,107	(7,787)			2,175		24,401		24,401
B	Robert M. Gamburg	N	Robert M. Gamburg	4	-	12/28/12	05/22/13	Jul-13	27,000	35,886	25,500	36,086	10,586			200			-	-
B	Robert M. Gamburg Total			4	-	12/28/12	05/22/13	Jul-13	27,000	35,886	25,500	36,086	10,586			200		-		-
B	Spina and Company	N	Spina and Company	2	-	10/17/17	05/01/18	Feb-19	400,000	556,000	396,837	556,000	159,163						-	-
B	Spina and Company Total			2	-	10/17/17	05/01/18	Feb-19	400,000	556,000	396,837	556,000	159,163					-		-
B	Shooters Edge	N	Shooters Edge	13	-	05/25/18	08/20/18	May-20	46,635	69,953	45,640	34,492	(11,149)			375			35,836	35,836
B	Shooters Edge Total			13	-	05/25/18	08/20/18	May-20	46,635	69,953	45,640	34,492	(11,149)			375		35,836		35,836
B	Sps Lic	N	Sps Lic	2	-	12/29/17	01/05/18	Jun-18	14,806	22,209	13,811	22,809	8,998			600			(0)	(0)
B	Sps Lic Total			2	-	12/29/17	01/05/18	Jun-18	14,806	22,209	13,811	22,809	8,998			600		(0)		(0)
B	Quantico Business Center	N	Quantico Business Center	10	-	04/03/18	06/12/18	Nov-19	39,974	59,961	38,979	28,349	(10,630)			4,629			36,241	36,241
B	Quantico Business Center Total			10	-	04/03/18	06/12/18	Nov-19	39,974	59,961	38,979	28,349	(10,630)			4,629		36,241		36,241
B	Starlight Trail	N	Starlight Trail	5	-	04/26/19	05/24/19	Jul-19	22,787	31,901	22,337	16,663	(5,673)			875			16,113	16,113
B	Starlight Trail Total			5	-	04/26/19	05/24/19	Jul-19	22,787	31,901	22,337	16,663	(5,673)			875		16,113		16,113
B	Shri Transatlantic	N	Shri Transatlantic	12	-	09/16/19	11/25/19	Jan-20	27,876	37,083	27,781	33,534	5,752			2,175			5,724	5,724
B	Shri Transatlantic Total			12	-	09/16/19	11/25/19	Jan-20	27,876	37,083	27,781	33,534	5,752			2,175		5,724		5,724
B	R and R Used Parts	N	R and R Used Parts	18	-	04/25/19	08/15/19	Nov-19	48,015	66,261	47,890	66,261	18,371						-	-
B	R and R Used Parts Total			18	-	04/25/19	08/15/19	Nov-19	48,015	66,261	47,890	66,261	18,371					-		-
B	Quartz Hill Walk in Medical Group	N	Quartz Hill Walk in Medical Group	16	-	10/10/17	01/23/18	Apr-18	88,600	132,900	87,605	75,048	(12,557)			300			58,152	58,152
B	Quartz Hill Walk in Medical Group Total			16	-	10/10/17	01/23/18	Apr-18	88,600	132,900	87,605	75,048	(12,557)			300		58,152		58,152
B	Stephen Bishop	N	Stephen Bishop	2	-	09/15/14	07/13/16	Jan-17	101,000	130,750	99,582	132,485	32,903			1,735			-	-
B	Stephen Bishop Total			2	-	09/15/14	07/13/16	Jan-17	101,000	130,750	99,582	132,485	32,903			1,735		-		-
B	Sterling Adult Daycare	N	Sterling Adult Daycare	2	-	04/07/14	05/14/14	Aug-14	30,000	43,500	28,537	43,500	14,963						-	-
B	Sterling Adult Daycare Total			2	-	04/07/14	05/14/14	Aug-14	30,000	43,500	28,537	43,500	14,963					-		-
B	Prothree LLC	N	Prothree LLC	3	-	07/22/19	07/30/19	Oct-19	17,805	22,937	17,650	20,280	2,630	2,732		75			-	-
B	Prothree LLC Total			3	-	07/22/19	07/30/19	Oct-19	17,805	22,937	17,650	20,280	2,630	2,732		75		-		-
B	Rendines Home Appliance Center	N	Rendines Home Appliance Center	3	-	12/05/19	12/19/19	Dec-19	19,910	26,878	19,410	7,964	(11,446)			300			19,214	19,214

Securities and Exchange Commission, Plaintiff,
 v.
 Complete Business Solutions Group, Inc. d/b/a Par Funding et al., Defendants.
 CASE NO. 9:20-cv-81205
 UNITED STATES DISTRICT COURT
 SOUTHERN DISTRICT OF FLORIDA

Category B - Detail of CBSG MCA Suites Activity for the period from 2012 through July 27, 2020

Source: MCA Suites

Category (Note 1)	Merchant Grouping (Note 11)	Funded After 01/01/20	Merchant Name (Note 8)	Total # of Deals (Note 2)	Deals with Reload (Note 3)	First Funding Date (Note 12)	Last Funding Date (Note 12)	Month of Last Payment (Note 13)	Total Advances and Repayments			Cash Advances and Repayments per MCA Suites			Transactional Data per MCA Suites			A/R Balance		
									A	B	C	D	E = D-C	F	G	H	I	J	K	L = J+K
									Advance Amount (Note 4)	Payback (Note 5)	Net Cash Advanced (Note 6)	Total Cash Repayments (Note 7)	Net Cash Surplus (Deficit)	Total Reload (Note 9)	Total Write-off (Note 8)	Total Fee (Note 8)	Total Collections 06/2020-07/27/2020 (Note 7)	Active A/R	Default A/R	Total A/R
B	Rendines Home Appliance Center Total			3	-	12/05/19	12/19/19	Dec-19	19,910	26,878	19,410	7,964	(11,446)			300			19,214	19,214
B	Stevies Inc	N	Stevies Inc	2	-	09/19/14	05/22/17	Aug-17	51,000	70,500	49,033	46,022	(3,011)			975			25,453	25,453
B	Stevies Inc Total			2	-	09/19/14	05/22/17	Aug-17	51,000	70,500	49,033	46,022	(3,011)			975			25,453	25,453
B	Simbeck	N	Simbeck	11	-	12/27/17	03/07/18	Mar-18	523,426	785,139	522,431	785,439	263,008			300			-	-
B	Simbeck Total			11	-	12/27/17	03/07/18	Mar-18	523,426	785,139	522,431	785,439	263,008			300			-	-
B	Read Hospitality Group	N	Read Hospitality Group	7	-	01/17/18	02/28/18	Mar-18	24,297	36,931	23,302	8,713	(14,589)			375			28,593	28,593
B	Read Hospitality Group Total			7	-	01/17/18	02/28/18	Mar-18	24,297	36,931	23,302	8,713	(14,589)			375			28,593	28,593
B	Simplified Software Development	N	Simplified Software Development	2	-	10/06/17	10/13/17	Apr-19	61,901	92,851	60,906	28,826	(32,080)			175			64,200	64,200
B	Simplified Software Development Total			2	-	10/06/17	10/13/17	Apr-19	61,901	92,851	60,906	28,826	(32,080)			175			64,200	64,200
B	Stones of Texas	N	Stones of Texas	1	-	04/05/16	04/05/16	Mar-18	15,000	21,000	14,201	22,350	8,149			5,625			4,275	4,275
B	Stones of Texas Total			1	-	04/05/16	04/05/16	Mar-18	15,000	21,000	14,201	22,350	8,149			5,625			4,275	4,275
B	Sims Janitorial	N	Sims Janitorial	2	-	05/07/15	06/04/15	Jul-15	35,000	49,000	34,251	49,000	14,749						-	-
B	Sims Janitorial Total			2	-	05/07/15	06/04/15	Jul-15	35,000	49,000	34,251	49,000	14,749						-	-
B	R T Sales	N	R T Sales	15	-	10/12/17	02/21/18	Mar-18	2,040,000	2,935,000	2,036,837	1,463,877	(573,160)			375			1,471,698	1,471,698
B	R T Sales Total			15	-	10/12/17	02/21/18	Mar-18	2,040,000	2,935,000	2,036,837	1,463,877	(573,160)			375			1,471,698	1,471,698
B	Sin City Vapor	N	Sin City Vapor	5	-	03/03/17	03/31/17	Oct-17	92,359	137,615	91,364	143,665	52,301			6,050			-	-
B	Sin City Vapor Total			5	-	03/03/17	03/31/17	Oct-17	92,359	137,615	91,364	143,665	52,301			6,050			-	-
B	Raffi Boyadjian Watches	N	Raffi Boyadjian Watches	2	-	10/01/19	10/09/19	Oct-19	34,209	47,892	30,209	47,892	17,684						-	-
B	Raffi Boyadjian Watches Total			2	-	10/01/19	10/09/19	Oct-19	34,209	47,892	30,209	47,892	17,684						-	-
B	Sincap LLC	N	Sincap LLC	4	-	12/06/19	12/27/19	Feb-20	14,042	19,519	13,047	6,982	(6,066)			975			13,512	13,512
B	Sincap LLC	Y	Sincap LLC	1	-	01/03/20	01/03/20	Jan-20	1,846	2,565	1,846		(1,846)						2,565	2,565
B	Sincap LLC Total			5	-	12/06/19	01/03/20	Feb-20	15,888	22,084	14,893	6,982	(7,911)			975			16,077	16,077
B	Strongwood Custom Outdoor Living	N	Strongwood Custom Outdoor Living	4	-	11/13/17	12/04/17	Jul-19	13,177	19,766	12,182	5,606	(6,576)			300			14,459	14,459
B	Strongwood Custom Outdoor Living Total			4	-	11/13/17	12/04/17	Jul-19	13,177	19,766	12,182	5,606	(6,576)			300			14,459	14,459
B	Real Estate Management And Consulting	N	Real Estate Management And Consulting	5	-	11/16/17	12/14/17	Nov-18	54,263	81,394	53,268	32,995	(20,272)			1,125			49,523	49,523
B	Real Estate Management And Consulting Total			5	-	11/16/17	12/14/17	Nov-18	54,263	81,394	53,268	32,995	(20,272)			1,125			49,523	49,523
B	Renewable Solutions	N	Renewable Solutions	3	-	07/19/18	11/28/18	Dec-18	35,000	46,700	33,931	46,700	12,769						-	-
B	Renewable Solutions Total			3	-	07/19/18	11/28/18	Dec-18	35,000	46,700	33,931	46,700	12,769						-	-
B	Psych Inc	N	Psych Inc	3	-	05/15/18	05/29/18	Jul-20	16,957	25,436	16,407	21,334	4,927			1,900	200		6,002	6,002
B	Psych Inc Total			3	-	05/15/18	05/29/18	Jul-20	16,957	25,436	16,407	21,334	4,927			1,900	200		6,002	6,002
B	Success Dynamics	N	Success Dynamics	10	-	01/30/18	04/03/18	Mar-19	181,678	272,517	180,683	117,019	(63,664)			5,550			161,048	161,048
B	Success Dynamics Total			10	-	01/30/18	04/03/18	Mar-19	181,678	272,517	180,683	117,019	(63,664)			5,550			161,048	161,048
B	Skul Holdings Corp	Y	Skul Holdings Corp	3	-	01/08/20	01/17/20	Feb-20	40,211	53,184	39,176	12,509	(26,666)			1,050			41,725	41,725
B	Skul Holdings Corp Total			3	-	01/08/20	01/17/20	Feb-20	40,211	53,184	39,176	12,509	(26,666)			1,050			41,725	41,725
B	Sugar Pine Realty	N	Sugar Pine Realty	9	-	12/18/17	02/12/18	Jul-20	107,109	160,663	106,114	73,811	(32,302)			625	450		87,477	87,477
B	Sugar Pine Realty Total			9	-	12/18/17	02/12/18	Jul-20	107,109	160,663	106,114	73,811	(32,302)			625	450		87,477	87,477
B	Skul Investments Corp	Y	Skul Investments Corp	4	-	01/08/20	01/22/20	Feb-20	61,304	79,461	58,269	24,026	(34,243)			825			56,260	56,260
B	Skul Investments Corp Total			4	-	01/08/20	01/22/20	Feb-20	61,304	79,461	58,269	24,026	(34,243)			825			56,260	56,260
B	Royalty Tax and Financial Service	N	Royalty Tax and Financial Service	2	-	11/21/18	05/03/19	Jul-19	17,000	22,800	16,450	14,220	(2,230)			1,125			9,705	9,705
B	Royalty Tax and Financial Service Total			2	-	11/21/18	05/03/19	Jul-19	17,000	22,800	16,450	14,220	(2,230)			1,125			9,705	9,705
B	Quest Workforce Management (Lamasa Express)	N	Quest Workforce Management (Lamasa Express)	2	-	05/16/19	06/07/19	Sep-19	14,000	17,570	13,755	17,745	3,990			175			-	-
B	Quest Workforce Management (Lamasa Express) Total			2	-	05/16/19	06/07/19	Sep-19	14,000	17,570	13,755	17,745	3,990			175			-	-
B	RTO Auto Sales	N	RTO Auto Sales	2	-	03/14/13	04/05/13	Jun-13	75,000	103,500	74,750	16,795	(57,955)			1,925			88,630	88,630
B	RTO Auto Sales Total			2	-	03/14/13	04/05/13	Jun-13	75,000	103,500	74,750	16,795	(57,955)			1,925			88,630	88,630
B	Reliance Staffing Inc	Y	Reliance Staffing Inc	2	-	01/16/20	01/23/20	Jan-20	25,819	34,856	24,819	8,969	(15,850)			200			26,086	26,086
B	Reliance Staffing Inc Total			2	-	01/16/20	01/23/20	Jan-20	25,819	34,856	24,819	8,969	(15,850)			200			26,086	26,086
B	RAH Healthcare	N	RAH Healthcare	2	-	07/01/14	07/17/14	Sep-14	65,000	77,350	55,532	77,725	22,193			375			-	-
B	RAH Healthcare Total			2	-	07/01/14	07/17/14	Sep-14	65,000	77,350	55,532	77,725	22,193			375			-	-
B	Smile Matters	N	Smile Matters	2	-	08/02/18	08/27/18	Feb-19	60,885	85,316	59,855	85,916	26,061			600			-	-
B	Smile Matters Total			2	-	08/02/18	08/27/18	Feb-19	60,885	85,316	59,855	85,916	26,061			600			-	-

533
 Securities and Exchange Commission, Plaintiff,
 v.
 Complete Business Solutions Group, Inc. d/b/a Par Funding et al., Defendants.
 CASE NO. 9:20-cv-81205
 UNITED STATES DISTRICT COURT
 SOUTHERN DISTRICT OF FLORIDA

Category B - Detail of CBSG MCA Suites Activity for the period from 2012 through July 27, 2020

Source: MCA Suites

Category (Note 1)	Merchant Grouping (Note 11)	Funded After 01/01/20	Merchant Name (Note 8)	Total # of Deals (Note 2)	Deals with Reload (Note 3)	First Funding Date (Note 12)	Last Funding Date (Note 12)	Month of Last Payment (Note 13)	Total Advances and Repayments			Cash Advances and Repayments per MCA Suites			Transactional Data per MCA Suites			A/R Balance		
									A	B	C	D	E = D-C	F	G	H	I	J	K	L = J+K
									Advance Amount (Note 4)	Payback (Note 5)	Net Cash Advanced (Note 6)	Total Cash Repayments (Note 7)	Net Cash Surplus (Deficit)	Total Reload (Note 9)	Total Write-off (Note 8)	Total Fee (Note 8)	Total Collections 06/2020-07/27/2020 (Note 7)	Active A/R	Default A/R	Total A/R
B	Responsive Tax and Accounting	N	Responsive Tax and Accounting	4	-	09/19/17	10/10/17	Apr-18	23,035	34,553	22,040	34,553	12,513					-		-
B	Responsive Tax and Accounting Total			4	-	09/19/17	10/10/17	Apr-18	23,035	34,553	22,040	34,553	12,513					-		-
B	Smith Property Services (SPS)	N	Smith Property Services (SPS)	22	-	10/19/18	03/01/19	Apr-19	54,592	72,729	54,522	72,729	18,207					-		-
B	Smith Property Services (SPS) Total			22	-	10/19/18	03/01/19	Apr-19	54,592	72,729	54,522	72,729	18,207					-		-
B	Rancho Automotive and Alignment	N	Rancho Automotive and Alignment	1	-	09/18/19	09/18/19	Mar-20	20,000	28,200	19,400	28,200	8,800					-		-
B	Rancho Automotive and Alignment	Y	Rancho Automotive and Alignment	1	-	03/24/20	03/24/20	Jul-20	15,000	20,850	13,950	20,925	6,975		75	8,415		-		-
B	Rancho Automotive and Alignment Total			2	-	09/18/19	03/24/20	Jul-20	35,000	49,050	33,350	49,125	15,775		75	8,415		-		-
B	Savoy Bar and Grill	N	Savoy Bar and Grill	1	-	12/06/19	12/06/19	Mar-20	20,000	28,200	19,400	9,560	(9,840)			1,125			19,765	19,765
B	Savoy Bar and Grill	Y	Savoy Bar and Grill	1	-	01/10/20	01/10/20	Jan-20	3,000	3,300	2,910	3,450	540			150			-	-
B	Savoy Bar and Grill Total			2	-	12/06/19	01/10/20	Mar-20	23,000	31,500	22,310	13,010	(9,300)			1,275		-	19,765	19,765
B	T3 Direct Marketing	N	T3 Direct Marketing	1	-	07/19/19	07/19/19	Oct-19	15,000	17,850	14,965	17,850	2,885					-		-
B	T3 Direct Marketing Total			1	-	07/19/19	07/19/19	Oct-19	15,000	17,850	14,965	17,850	2,885					-		-
B	Russell Marine Transport	N	Russell Marine Transport	2	-	02/08/17	06/22/17	Sep-17	65,000	88,900	64,251	88,900	24,649					-		-
B	Russell Marine Transport Total			2	-	02/08/17	06/22/17	Sep-17	65,000	88,900	64,251	88,900	24,649					-		-
B	Probro's Constructions	N	Probro's Constructions	3	-	04/24/19	07/23/19	Nov-19	25,000	33,000	18,900	27,243	8,335		5,758			-		-
B	Probro's Constructions Total			3	-	04/24/19	07/23/19	Nov-19	25,000	33,000	18,900	27,243	8,335		5,758			-		-
B	S and G Revenue	N	S and G Revenue	7	-	02/06/18	03/20/18	Mar-18	31,116	46,674	30,121	13,997	(16,124)			300			32,977	32,977
B	S and G Revenue Total			7	-	02/06/18	03/20/18	Mar-18	31,116	46,674	30,121	13,997	(16,124)			300			32,977	32,977
B	Metro Plumbing	N	Metro Plumbing	2	-	08/21/15	01/20/16	Jul-16	38,000	50,200	37,102	50,200	13,098					-		-
B	Metro Plumbing Total			2	-	08/21/15	01/20/16	Jul-16	38,000	50,200	37,102	50,200	13,098					-		-
B	Marys Air	N	Marys Air	11	-	03/28/17	06/06/17	Jul-18	87,613	131,420	85,550	57,613	(27,937)			1,375			75,182	75,182
B	Marys Air Total			11	-	03/28/17	06/06/17	Jul-18	87,613	131,420	85,550	57,613	(27,937)			1,375			75,182	75,182
B	Napsync LLC	N	Napsync LLC	2	-	03/06/19	04/22/19	Jun-19	20,000	25,650	19,515	14,957	(4,558)			675			11,368	11,368
B	Napsync LLC Total			2	-	03/06/19	04/22/19	Jun-19	20,000	25,650	19,515	14,957	(4,558)			675			11,368	11,368
B	Native American Management	N	Native American Management	6	-	04/17/19	05/22/19	May-19	97,243	136,140	96,663	78,086	(18,577)			5,375			63,429	63,429
B	Native American Management Total			6	-	04/17/19	05/22/19	May-19	97,243	136,140	96,663	78,086	(18,577)			5,375			63,429	63,429
B	Marketserv Holdings	N	Marketserv Holdings	6	-	08/07/17	09/11/17	Dec-17	157,575	236,363	155,628	54,942	(100,686)			675			182,095	182,095
B	Marketserv Holdings Total			6	-	08/07/17	09/11/17	Dec-17	157,575	236,363	155,628	54,942	(100,686)			675			182,095	182,095
B	Natures Perfect	N	Natures Perfect	2	-	02/01/18	02/08/18	Apr-18	69,984	104,976	69,989	13,673	(55,316)			500			91,803	91,803
B	Natures Perfect Total			2	-	02/01/18	02/08/18	Apr-18	69,984	104,976	69,989	13,673	(55,316)			500			91,803	91,803
B	N U Fitness	N	N U Fitness	3	-	01/17/19	11/27/19	Dec-19	41,868	57,121	40,368	54,723	14,356		3,198	800			-	-
B	N U Fitness Total			3	-	01/17/19	11/27/19	Dec-19	41,868	57,121	40,368	54,723	14,356		3,198	800			-	-
B	Mosquito Squad of Charlotte	N	Mosquito Squad of Charlotte	1	-	11/27/19	11/27/19	Apr-20	10,000	13,900	9,700	14,125	4,425			225			-	-
B	Mosquito Squad of Charlotte Total			1	-	11/27/19	11/27/19	Apr-20	10,000	13,900	9,700	14,125	4,425			225			-	-
B	PNJ Transportation	N	PNJ Transportation	8	-	10/15/18	12/05/18	Mar-19	35,982	50,375	35,982	43,504	7,522		1,050				7,921	7,921
B	PNJ Transportation Total			8	-	10/15/18	12/05/18	Mar-19	35,982	50,375	35,982	43,504	7,522		1,050				7,921	7,921
B	NC Special Police	N	NC Special Police	3	-	10/03/19	10/17/19	Oct-19	35,695	49,615	35,338	23,276	(12,061)			525			26,864	26,864
B	NC Special Police Total			3	-	10/03/19	10/17/19	Oct-19	35,695	49,615	35,338	23,276	(12,061)			525			26,864	26,864
B	Paper Blast Co	Y	Paper Blast Co	2	-	01/08/20	01/08/20	Jan-20	25,651	32,978	24,616	5,964	(18,651)			400			27,414	27,414
B	Paper Blast Co Total			2	-	01/08/20	01/08/20	Jan-20	25,651	32,978	24,616	5,964	(18,651)			400			27,414	27,414
B	NCM Direct Delivery	N	NCM Direct Delivery	16	-	07/12/18	10/18/18	May-19	330,367	472,301	330,332	377,533	47,201			4,025			98,793	98,793
B	NCM Direct Delivery Total			16	-	07/12/18	10/18/18	May-19	330,367	472,301	330,332	377,533	47,201			4,025			98,793	98,793
B	PD Mechanical Contractor	N	PD Mechanical Contractor	19	-	12/04/17	04/23/18	Oct-18	40,911	61,367	39,916	40,649	733			300			21,018	21,018
B	PD Mechanical Contractor Total			19	-	12/04/17	04/23/18	Oct-18	40,911	61,367	39,916	40,649	733			300			21,018	21,018
B	Magnolia Auto Transport	N	Magnolia Auto Transport	5	-	06/30/17	07/28/17	Aug-19	82,729	124,093	81,734	33,899	(47,835)			1,100			91,294	91,294
B	Magnolia Auto Transport Total			5	-	06/30/17	07/28/17	Aug-19	82,729	124,093	81,734	33,899	(47,835)			1,100			91,294	91,294
B	MCK Wild Company	N	MCK Wild Company	19	-	04/10/18	08/13/18	Aug-18	129,848	194,773	128,853	94,824	(34,029)			4,475			104,424	104,424

Securities and Exchange Commission, Plaintiff,
 v.
 Complete Business Solutions Group, Inc. d/b/a Par Funding et al., Defendants.
 CASE NO. 9:20-cv-81205
 UNITED STATES DISTRICT COURT
 SOUTHERN DISTRICT OF FLORIDA

Category B - Detail of CBSG MCA Suites Activity for the period from 2012 through July 27, 2020

Source: MCA Suites

Category (Note 1)	Merchant Grouping (Note 11)	Funded After 01/01/20	Merchant Name (Note 8)	Total # of Deals (Note 2)	Deals with Reload (Note 3)	First Funding Date (Note 12)	Last Funding Date (Note 12)	Month of Last Payment (Note 13)	Total Advances and Repayments			Cash Advances and Repayments per MCA Suites			Transactional Data per MCA Suites			A/R Balance		
									A	B	C	D	E = D-C	F	G	H	I	J	K	L = J+K
									Advance Amount (Note 4)	Payback (Note 5)	Net Cash Advanced (Note 6)	Total Cash Repayments (Note 7)	Net Cash Surplus (Deficit)	Total Reload (Note 9)	Total Write-off (Note 8)	Total Fee (Note 8)	Total Collections 06/2020-07/27/2020 (Note 7)	Active A/R	Default A/R	Total A/R
B	MCK Wild Company Total			19	-	04/10/18	08/13/18	Aug-18	129,848	194,773	128,853	94,824	(34,029)			4,475			104,424	104,424
B	Neres Wood Floors	N	Neres Wood Floors	4	-	12/31/18	10/29/19	Jan-20	100,000	137,500	97,865	66,518	(31,347)			250		-	71,232	71,232
B	Neres Wood Floors Total			4	-	12/31/18	10/29/19	Jan-20	100,000	137,500	97,865	66,518	(31,347)			250		-	71,232	71,232
B	Pinnacle Home Healthcare	N	Pinnacle Home Healthcare	8	-	10/03/17	11/21/17	Dec-17	96,973	145,459	95,978	44,888	(51,090)			525		-	101,097	101,097
B	Pinnacle Home Healthcare Total			8	-	10/03/17	11/21/17	Dec-17	96,973	145,459	95,978	44,888	(51,090)			525		-	101,097	101,097
B	Net Zero LLC	Y	Net Zero LLC	3	-	02/07/20	02/14/20	Feb-20	45,535	58,088	44,900	16,853	(28,046)			400		-	41,634	41,634
B	Net Zero LLC Total			3	-	02/07/20	02/14/20	Feb-20	45,535	58,088	44,900	16,853	(28,046)			400		-	41,634	41,634
B	Mielle Organics	N	Mielle Organics	2	-	05/11/18	06/07/18	Jul-18	95,000	128,000	93,497	110,710	17,213		17,290			-	-	-
B	Mielle Organics Total			2	-	05/11/18	06/07/18	Jul-18	95,000	128,000	93,497	110,710	17,213		17,290			-	-	-
B	Mckenzie Ventures	N	Mckenzie Ventures	2	-	05/11/18	08/22/18	Jan-19	21,000	27,850	20,415	28,900	8,485			1,050		-	-	-
B	Mckenzie Ventures Total			2	-	05/11/18	08/22/18	Jan-19	21,000	27,850	20,415	28,900	8,485			1,050		-	-	-
B	Martlaw Title	N	Martlaw Title	1	-	09/04/19	09/04/19	Jan-20	17,000	23,630	16,850	23,630	6,780					-	-	-
B	Martlaw Title Total			1	-	09/04/19	09/04/19	Jan-20	17,000	23,630	16,850	23,630	6,780					-	-	-
B	Networks Pos	N	Networks Pos	2	-	06/07/19	07/10/19	Sep-19	11,057	15,227	10,832	10,289	(543)			1,350		-	5,170	5,170
B	Networks Pos Total			2	-	06/07/19	07/10/19	Sep-19	11,057	15,227	10,832	10,289	(543)		1,118	1,350		-	5,170	5,170
B	Prime 22 Hospitality	N	Prime 22 Hospitality	1	-	07/24/19	07/24/19	Nov-19	40,000	55,600	38,800	55,600	16,800					-	-	-
B	Prime 22 Hospitality Total			1	-	07/24/19	07/24/19	Nov-19	40,000	55,600	38,800	55,600	16,800					-	-	-
B	Mclaughlins Beverages	N	Mclaughlins Beverages	3	-	04/10/18	06/21/19	Aug-19	190,000	247,200	188,832	247,200	58,368					-	-	-
B	Mclaughlins Beverages Total			3	-	04/10/18	06/21/19	Aug-19	190,000	247,200	188,832	247,200	58,368					-	-	-
B	Pathmark Hr	N	Pathmark Hr	2	-	12/22/16	01/12/17	Aug-18	300,000	420,000	295,010	223,640	(71,370)			4,525		-	200,885	200,885
B	Pathmark Hr Total			2	-	12/22/16	01/12/17	Aug-18	300,000	420,000	295,010	223,640	(71,370)			4,525		-	200,885	200,885
B	Mancan Universe	N	Mancan Universe	9	-	04/13/18	06/15/18	Jul-18	73,259	109,888	72,264	49,720	(22,543)			2,425		-	62,592	62,592
B	Mancan Universe Total			9	-	04/13/18	06/15/18	Jul-18	73,259	109,888	72,264	49,720	(22,543)			2,425		-	62,592	62,592
B	My Mechanic	N	My Mechanic	2	-	05/18/18	08/22/18	Nov-18	22,000	29,200	21,415	29,200	7,785					-	-	-
B	My Mechanic Total			2	-	05/18/18	08/22/18	Nov-18	22,000	29,200	21,415	29,200	7,785					-	-	-
B	Mcnider Marine	N	Mcnider Marine	4	-	11/18/16	12/09/16	Dec-16	279,334	419,001	278,339	103,227	(175,112)			425		-	316,199	316,199
B	Mcnider Marine Total			4	-	11/18/16	12/09/16	Dec-16	279,334	419,001	278,339	103,227	(175,112)			425		-	316,199	316,199
B	Peninsula Research	N	Peninsula Research	7	-	04/04/18	05/17/18	Aug-18	86,574	129,861	85,579	56,181	(29,398)			700		-	74,381	74,381
B	Peninsula Research Total			7	-	04/04/18	05/17/18	Aug-18	86,574	129,861	85,579	56,181	(29,398)			700		-	74,381	74,381
B	New Jersey Renovation Capital	N	New Jersey Renovation Capital	3	-	03/15/19	09/05/19	Jan-20	140,000	191,600	112,589	164,924	52,335		26,677			-	-	-
B	New Jersey Renovation Capital Total			3	-	03/15/19	09/05/19	Jan-20	140,000	191,600	112,589	164,924	52,335		26,677			-	-	-
B	Personalized Services (Luxury Vacations and Cruises)	N	Personalized Services (Luxury Vacations and Cruises)	12	-	08/07/19	10/23/19	Jan-20	406,370	548,599	405,260	328,141	(77,118)			5,975		-	226,433	226,433
B	Personalized Services (Luxury Vacations and Cruises) Total			12	-	08/07/19	10/23/19	Jan-20	406,370	548,599	405,260	328,141	(77,118)			5,975		-	226,433	226,433
B	New Life Clinics	N	New Life Clinics	16	-	02/16/18	06/01/18	Nov-19	514,731	756,655	513,736	617,565	103,829			700		-	139,790	139,790
B	New Life Clinics Total			16	-	02/16/18	06/01/18	Nov-19	514,731	756,655	513,736	617,565	103,829			700		-	139,790	139,790
B	Miami Accident Clinic	N	Miami Accident Clinic	3	-	05/03/19	09/03/19	Apr-20	30,000	40,800	29,365	42,119	12,754		2,406			-	-	-
B	Miami Accident Clinic Total			3	-	05/03/19	09/03/19	Apr-20	30,000	40,800	29,365	42,119	12,754		2,406			-	-	-
B	New Vegetarian Palate	N	New Vegetarian Palate	4	-	12/18/19	12/31/19	Jan-20	24,385	31,820	23,950	24,567	617			100		-	7,352	7,352
B	New Vegetarian Palate	Y	New Vegetarian Palate	4	-	01/08/20	01/29/20	Jan-20	19,180	25,893	19,180	(2,014)	(21,194)			600		-	28,507	28,507
B	New Vegetarian Palate Total			8	-	12/18/19	01/29/20	Jan-20	43,565	57,712	43,130	22,553	(20,576)			700		-	35,859	35,859
B	Pie Zons	N	Pie Zons	2	-	03/01/19	09/16/19	Apr-20	22,000	30,450	22,000	27,400	5,400		3,150			-	-	-
B	Pie Zons Total			2	-	03/01/19	09/16/19	Apr-20	22,000	30,450	22,000	27,400	5,400		3,150			-	-	-
B	Mouhamed Kouyate	N	Mouhamed Kouyate	2	-	06/17/13	03/24/15	Sep-15	2,850	3,350	2,850	(3,140)	(5,990)		1,340	1,550		-	6,700	6,700
B	Mouhamed Kouyate Total			2	-	06/17/13	03/24/15	Sep-15	2,850	3,350	2,850	(3,140)	(5,990)		1,340	1,550		-	6,700	6,700
B	Nail Jungle	N	Nail Jungle	6	-	04/10/17	05/15/17	May-17	23,363	34,810	22,368	9,695	(12,673)			23,435		-	48,551	48,551
B	Nail Jungle Total			6	-	04/10/17	05/15/17	May-17	23,363	34,810	22,368	9,695	(12,673)			23,435		-	48,551	48,551
B	MCS Custom Contracting	N	MCS Custom Contracting	2	-	02/15/17	04/14/17	May-18	52,000	74,010	50,832	80,260	29,428			6,250		-	-	-
B	MCS Custom Contracting Total			2	-	02/15/17	04/14/17	May-18	52,000	74,010	50,832	80,260	29,428			6,250		-	-	-
B	Plant Peddler Flowers (Leslie Layne Inc)	N	Plant Peddler Flowers (Leslie Layne Inc)	1	-	12/30/19	12/30/19	Jan-20	4,663	6,295	4,163	6,425	2,263					-	(131)	(131)

Securities and Exchange Commission, Plaintiff,
 v.
 Complete Business Solutions Group, Inc. d/b/a Par Funding et al., Defendants.
 CASE NO. 9:20-cv-81205
 UNITED STATES DISTRICT COURT
 SOUTHERN DISTRICT OF FLORIDA

Category B - Detail of CBSG MCA Suites Activity for the period from 2012 through July 27, 2020

Source: MCA Suites

Category (Note 1)	Merchant Grouping (Note 11)	Funded After 01/01/20	Merchant Name (Note 8)	Total # of Deals (Note 2)	Deals with Reload (Note 3)	First Funding Date (Note 12)	Last Funding Date (Note 12)	Month of Last Payment (Note 13)	Total Advances and Repayments		Cash Advances and Repayments per MCA Suites			Transactional Data per MCA Suites			A/R Balance			
									A	B	C	D	E = D-C	F	G	H	I	J	K	L = J+K
									Advance Amount (Note 4)	Payback (Note 5)	Net Cash Advanced (Note 6)	Total Cash Repayments (Note 7)	Net Cash Surplus (Deficit)	Total Reload (Note 9)	Total Write-off (Note 8)	Total Fee (Note 8)	Total Collections 06/2020-07/27/2020 (Note 7)	Active A/R	Default A/R	Total A/R
B	Plant Peddler Flowers (Leslie Layne Inc)	Y	Plant Peddler Flowers (Leslie Layne Inc)	10	-	01/06/20	03/02/20	Apr-20	37,278	49,366	37,243	27,026	(10,218)			2,100			24,440	24,440
B	Plant Peddler Flowers (Leslie Layne Inc) Total			11	-	12/30/19	03/02/20	Apr-20	41,941	55,660	41,406	33,451	(7,955)		2,100			24,309	24,309	
B	Nexgen Property Services	N	Nexgen Property Services	2	-	06/29/15	07/23/15	Sep-15	150,000	201,000	146,864	201,400	54,536			400		-	-	-
B	Nexgen Property Services Total			2	-	06/29/15	07/23/15	Sep-15	150,000	201,000	146,864	201,400	54,536		400			-	-	-
B	Managed Data Associates	N	Managed Data Associates	6	-	11/14/18	12/12/18	Feb-19	17,376	23,227	16,841	23,227	6,385					-	-	-
B	Managed Data Associates Total			6	-	11/14/18	12/12/18	Feb-19	17,376	23,227	16,841	23,227	6,385					-	-	-
B	Nidroj Inc	N	Nidroj Inc	3	-	08/10/17	08/24/17	Dec-17	39,352	59,027	38,093	11,653	(26,440)			375			47,749	47,749
B	Nidroj Inc Total			3	-	08/10/17	08/24/17	Dec-17	39,352	59,027	38,093	11,653	(26,440)		375			47,749	47,749	
B	Podiatry Care of Georgia	Y	Podiatry Care of Georgia	4	-	02/28/20	03/20/20	May-20	14,390	20,146	13,590	20,146	6,556					-	-	-
B	Podiatry Care of Georgia Total			4	-	02/28/20	03/20/20	May-20	14,390	20,146	13,590	20,146	6,556					-	-	-
B	Maness Family Practice	N	Maness Family Practice	2	-	03/17/17	06/22/17	Nov-17	26,000	37,910	25,300	37,910	12,610					-	-	-
B	Maness Family Practice Total			2	-	03/17/17	06/22/17	Nov-17	26,000	37,910	25,300	37,910	12,610					-	-	-
B	Precision Finishes	N	Precision Finishes	14	-	05/02/19	07/25/19	Mar-20	27,149	37,652	26,999	28,104	1,105			4,700			14,248	14,248
B	Precision Finishes Total			14	-	05/02/19	07/25/19	Mar-20	27,149	37,652	26,999	28,104	1,105		4,700			14,248	14,248	
B	NM Protective Force	N	NM Protective Force	6	-	11/07/17	12/08/17	Dec-18	82,210	123,315	81,215	124,065	42,850			750			-	-
B	NM Protective Force Total			6	-	11/07/17	12/08/17	Dec-18	82,210	123,315	81,215	124,065	42,850		750			-	-	-
B	MJD Engineering	N	MJD Engineering	2	-	05/10/19	06/11/19	Jan-20	55,000	68,750	54,930	65,698	10,768		3,752	700			-	-
B	MJD Engineering Total			2	-	05/10/19	06/11/19	Jan-20	55,000	68,750	54,930	65,698	10,768		3,752	700			-	-
B	NMSOOH	N	NMSOOH	14	-	01/19/18	03/23/18	Apr-18	560,928	821,092	553,361	355,182	(198,179)			400			466,310	466,310
B	NMSOOH Total			14	-	01/19/18	03/23/18	Apr-18	560,928	821,092	553,361	355,182	(198,179)		400			-	466,310	466,310
B	Massage Green Spa	N	Massage Green Spa	3	-	07/10/18	07/24/18	Jul-18	15,019	22,528	14,024	6,464	(7,559)			400			16,464	16,464
B	Massage Green Spa Total			3	-	07/10/18	07/24/18	Jul-18	15,019	22,528	14,024	6,464	(7,559)		400			16,464	16,464	
B	Nole Bella	N	Nole Bella	9	-	10/17/18	12/05/18	Jan-19	30,962	41,807	30,927	28,742	(2,186)			2,660			15,726	15,726
B	Nole Bella Total			9	-	10/17/18	12/05/18	Jan-19	30,962	41,807	30,927	28,742	(2,186)		2,660			15,726	15,726	
B	Parkview Health Services	N	Parkview Health Services	5	-	07/23/14	07/25/14	Dec-14	150,000	217,500	148,325	184,401	36,076			14,278			47,377	47,377
B	Parkview Health Services Total			5	-	07/23/14	07/25/14	Dec-14	150,000	217,500	148,325	184,401	36,076		14,278			47,377	47,377	
B	Mount Vernon Internal Medicine	Y	Mount Vernon Internal Medicine	33	-	01/15/20	03/09/20	Mar-20	1,087,924	1,449,257	1,087,889	627,780	(460,109)			1,075			822,552	822,552
B	Mount Vernon Internal Medicine Total			33	-	01/15/20	03/09/20	Mar-20	1,087,924	1,449,257	1,087,889	627,780	(460,109)		1,075			822,552	822,552	
B	Pathways To Play Early Learning Center	N	Pathways To Play Early Learning Center	14	-	07/15/19	10/07/19	Oct-19	131,724	176,177	131,724	96,215	(35,509)			5,400			85,362	85,362
B	Pathways To Play Early Learning Center Total			14	-	07/15/19	10/07/19	Oct-19	131,724	176,177	131,724	96,215	(35,509)		5,400			85,362	85,362	
B	Moxie Towing	N	Moxie Towing	1	-	07/25/14	07/25/14	Jul-15	35,000	49,000	33,732	26,257	(7,475)			4,050			26,793	26,793
B	Moxie Towing Total			1	-	07/25/14	07/25/14	Jul-15	35,000	49,000	33,732	26,257	(7,475)		4,050			26,793	26,793	
B	MBM Industries	N	MBM Industries	3	-	06/10/15	08/21/15	Jan-16	275,000	355,250	270,500	226,052	(44,448)			15,235			144,432	144,432
B	MBM Industries Total			3	-	06/10/15	08/21/15	Jan-16	275,000	355,250	270,500	226,052	(44,448)		15,235			144,432	144,432	
B	Magnus Granite	N	Magnus Granite	9	-	09/10/19	11/05/19	Nov-19	35,923	48,496	35,802	25,216	(10,586)			1,050			24,330	24,330
B	Magnus Granite Total			9	-	09/10/19	11/05/19	Nov-19	35,923	48,496	35,802	25,216	(10,586)		1,050			24,330	24,330	
B	Master Electrical Service	N	Master Electrical Service	1	-	03/04/19	03/04/19	May-19	150,000	193,500	150,000	166,313	16,313			27,188			-	-
B	Master Electrical Service Total			1	-	03/04/19	03/04/19	May-19	150,000	193,500	150,000	166,313	16,313		27,188			-	-	
B	Master Electrical Service	Y	Master Electrical Service	1	-	01/29/20	01/29/20	May-20	50,000	64,500	50,000	64,500	14,500						-	-
B	Master Electrical Service Total			2	-	03/04/19	01/29/20	May-20	200,000	258,000	200,000	230,813	30,813		27,188			-	-	
B	Manna Cafe	N	Manna Cafe	3	-	12/07/16	11/16/17	Jul-18	42,000	59,490	40,901	59,865	18,964			375			-	-
B	Manna Cafe Total			3	-	12/07/16	11/16/17	Jul-18	42,000	59,490	40,901	59,865	18,964		375			-	-	
B	Myelc LLC	N	Myelc LLC	8	-	03/20/19	05/08/19	Apr-20	17,000	23,800	16,640	20,762	4,122			1,875			4,913	4,913
B	Myelc LLC Total			8	-	03/20/19	05/08/19	Apr-20	17,000	23,800	16,640	20,762	4,122		1,875			4,913	4,913	
B	NU Dimensions	N	NU Dimensions	2	-	03/13/19	05/16/19	Aug-19	55,000	68,000	54,965	68,000	13,035						-	-
B	NU Dimensions	Y	NU Dimensions	1	-	01/21/20	01/21/20	Jun-20	40,000	50,800	38,800	50,950	12,150			150	5,230		-	-
B	NU Dimensions Total			3	-	03/13/19	01/21/20	Jun-20	95,000	118,800	93,765	118,950	25,185		150	5,230		-	-	
B	Perfect Build Remodel and Construction	N	Perfect Build Remodel and Construction	13	-	10/09/19	12/25/19	Jan-20	124,225	169,522	123,917	88,051	(35,866)			900			82,371	82,371
B	Perfect Build Remodel and Construction Total			13	-	10/09/19	12/25/19	Jan-20	124,225	169,522	123,917	88,051	(35,866)		900			82,371	82,371	
B	May Contractors	N	May Contractors	3	-	09/13/19	09/27/19	Jul-20	25,966	35,054	24,966	25,609	643			5,800	1,500		15,245	15,245

Securities and Exchange Commission, Plaintiff,
 v.
 Complete Business Solutions Group, Inc. d/b/a Par Funding et al., Defendants.
 CASE NO. 9:20-cv-81205
 UNITED STATES DISTRICT COURT
 SOUTHERN DISTRICT OF FLORIDA

Category B - Detail of CBSG MCA Suites Activity for the Period from 2012 through July 27, 2020

Source: MCA Suites

Category (Note 1)	Merchant Grouping (Note 11)	Funded After 01/01/20	Merchant Name (Note 8)	Total # of Deals (Note 2)	Deals with Reload (Note 3)	First Funding Date (Note 12)	Last Funding Date (Note 12)	Month of Last Payment (Note 13)	Total Advances and Repayments			Cash Advances and Repayments per MCA Suites			Transactional Data per MCA Suites			A/R Balance		
									A	B	C	D	E = D-C	F	G	H	I	J	K	L = J+K
									Advance Amount (Note 4)	Payback (Note 5)	Net Cash Advanced (Note 6)	Total Cash Repayments (Note 7)	Net Cash Surplus (Deficit)	Total Reload (Note 9)	Total Write-off (Note 8)	Total Fee (Note 8)	Total Collections 06/2020-07/27/2020 (Note 7)	Active A/R	Default A/R	Total A/R
B	May Contractors Total			3	-	09/13/19	09/27/19	Jul-20	25,966	35,054	24,966	25,609	643			5,800	1,500		15,245	15,245
B	Perry Ingenuity and Design	N	Perry Ingenuity and Design	7	-	05/30/19	07/11/19	Jan-20	125,060	168,830	124,210	98,840	(25,369)		10,800				80,790	80,790
B	Perry Ingenuity and Design Total			7	-	05/30/19	07/11/19	Jan-20	125,060	168,830	124,210	98,840	(25,369)		10,800				80,790	80,790
B	NY Boiler and Air Conditioning Repair	N	NY Boiler and Air Conditioning Repair	2	-	06/20/19	09/12/19	Dec-19	21,000	27,240	20,615	27,240	6,625						-	-
B	NY Boiler and Air Conditioning Repair Total			2	-	06/20/19	09/12/19	Dec-19	21,000	27,240	20,615	27,240	6,625						-	-
B	Marks Transport	N	Marks Transport	2	-	04/14/17	09/06/17	May-18	10,000	13,800	9,100	14,325	5,225		525				-	-
B	Marks Transport Total			2	-	04/14/17	09/06/17	May-18	10,000	13,800	9,100	14,325	5,225		525				-	-
B	Oasis New World Rugs	N	Oasis New World Rugs	2	-	03/28/19	03/28/19	Jun-19	75,000	97,000	75,000	42,770	(32,230)			300			54,530	54,530
B	Oasis New World Rugs Total			2	-	03/28/19	03/28/19	Jun-19	75,000	97,000	75,000	42,770	(32,230)			300			54,530	54,530
B	PGF Automotive	N	PGF Automotive	7	-	03/07/19	04/11/19	Apr-19	41,659	56,723	40,624	23,484	(17,140)		525				-	33,764
B	PGF Automotive Total			7	-	03/07/19	04/11/19	Apr-19	41,659	56,723	40,624	23,484	(17,140)		525				-	33,764
B	Obsidian Towers	N	Obsidian Towers	2	-	07/30/19	09/13/19	Jan-20	27,000	33,480	26,930	29,345	2,415		4,735	600			-	-
B	Obsidian Towers Total			2	-	07/30/19	09/13/19	Jan-20	27,000	33,480	26,930	29,345	2,415		4,735	600			-	-
B	Michael A Semmel (Resource Flooring)	Y	Michael A Semmel (Resource Flooring)	6	-	02/11/20	03/17/20	Apr-20	16,176	21,837	15,776	8,102	(7,673)			550			14,285	14,285
B	Michael A Semmel (Resource Flooring) Total			6	-	02/11/20	03/17/20	Apr-20	16,176	21,837	15,776	8,102	(7,673)			550			14,285	14,285
B	Ocala Steel Enterprises	N	Ocala Steel Enterprises	8	-	10/31/19	12/12/19	Jan-20	23,041	30,977	22,926	14,000	(8,926)		1,175				18,152	18,152
B	Ocala Steel Enterprises Total			8	-	10/31/19	12/12/19	Jan-20	23,041	30,977	22,926	14,000	(8,926)		1,175				18,152	18,152
B	Pick And Roll Soul	N	Pick And Roll Soul	23	-	07/25/17	10/30/17	Aug-18	153,046	229,170	150,506	142,928	(7,578)		1,100				87,341	87,341
B	Pick And Roll Soul Total			23	-	07/25/17	10/30/17	Aug-18	153,046	229,170	150,506	142,928	(7,578)		1,100				87,341	87,341
B	Media Mix 365	N	Media Mix 365	4	-	08/14/19	09/04/19	Oct-19	134,193	181,160	133,186	79,845	(53,342)		600				101,916	101,916
B	Media Mix 365 Total			4	-	08/14/19	09/04/19	Oct-19	134,193	181,160	133,186	79,845	(53,342)		600				101,916	101,916
B	Middletown Property Group	N	Middletown Property Group	2	-	12/04/18	01/24/19	Jan-20	300,000	436,000	292,005	436,000	143,995						-	-
B	Middletown Property Group Total			2	-	12/04/18	01/24/19	Jan-20	300,000	436,000	292,005	436,000	143,995						-	-
B	OCN Ancient Jewelry Coins and Maps	N	OCN Ancient Jewelry Coins and Maps	19	-	08/12/19	12/09/19	Jul-20	40,339	53,908	40,119	36,206	(3,913)		2,500	400			20,202	20,202
B	OCN Ancient Jewelry Coins and Maps Total			19	-	08/12/19	12/09/19	Jul-20	40,339	53,908	40,119	36,206	(3,913)		2,500	400			20,202	20,202
B	Pioneer Overhead	N	Pioneer Overhead	4	-	05/23/18	06/13/18	May-20	14,571	21,857	13,576	13,006	(571)		1,688				10,539	10,539
B	Pioneer Overhead Total			4	-	05/23/18	06/13/18	May-20	14,571	21,857	13,576	13,006	(571)		1,688				10,539	10,539
B	Private Property Management	N	Private Property Management	2	-	06/05/19	06/05/19	Jan-20	14,000	18,410	13,755	9,139	(4,616)		400				9,671	9,671
B	Private Property Management Total			2	-	06/05/19	06/05/19	Jan-20	14,000	18,410	13,755	9,139	(4,616)		400				9,671	9,671
B	Midwest Utility Construction	N	Midwest Utility Construction	6	-	05/18/18	06/22/18	Jan-19	79,069	118,603	78,074	126,578	48,504		7,975				-	-
B	Midwest Utility Construction Total			6	-	05/18/18	06/22/18	Jan-19	79,069	118,603	78,074	126,578	48,504		7,975				-	-
B	Pro Home Remodeling	N	Pro Home Remodeling	12	-	05/06/19	07/22/19	Oct-19	43,232	60,525	42,582	30,593	(11,989)		4,225				34,157	34,157
B	Pro Home Remodeling Total			12	-	05/06/19	07/22/19	Oct-19	43,232	60,525	42,582	30,593	(11,989)		4,225				34,157	34,157
B	Plano Closet	N	Plano Closet	14	-	07/24/17	10/23/17	Jan-18	275,146	412,719	274,151	216,430	(57,721)		900				197,189	197,189
B	Plano Closet Total			14	-	07/24/17	10/23/17	Jan-18	275,146	412,719	274,151	216,430	(57,721)		900				197,189	197,189
B	Pro Septic Construction	N	Pro Septic Construction	3	-	04/19/18	05/03/18	Jul-18	69,144	103,716	68,149	16,027	(52,122)		1,050				88,739	88,739
B	Pro Septic Construction Total			3	-	04/19/18	05/03/18	Jul-18	69,144	103,716	68,149	16,027	(52,122)		1,050				88,739	88,739
B	Platinum Relocation	N	Platinum Relocation	9	-	11/24/17	04/04/18	May-18	198,001	290,701	195,283	142,653	(52,630)		1,325				149,373	149,373
B	Platinum Relocation Total			9	-	11/24/17	04/04/18	May-18	198,001	290,701	195,283	142,653	(52,630)		1,325				149,373	149,373
B	Mohammed Quader Enterprises	N	Mohammed Quader Enterprises	14	-	01/18/19	04/19/19	Jun-19	20,068	28,095	19,828	28,095	8,267						-	-
B	Mohammed Quader Enterprises Total			14	-	01/18/19	04/19/19	Jun-19	20,068	28,095	19,828	28,095	8,267						-	-
B	PM Investment and Consulting (PMIC)	N	PM Investment and Consulting (PMIC)	10	-	11/01/19	12/27/19	Jan-20	54,924	71,947	53,389	52,176	(1,213)		275				20,047	20,047
B	PM Investment and Consulting (PMIC) Total			10	-	11/01/19	12/27/19	Jan-20	54,924	71,947	53,389	52,176	(1,213)		275				20,047	20,047
B	PM Investment and Consulting (PMIC)	Y	PM Investment and Consulting (PMIC)	3	-	01/03/20	01/17/20	Jan-00	11,641	15,716	11,641		(11,641)						15,716	15,716

Securities and Exchange Commission, Plaintiff,
 v.
 Complete Business Solutions Group, Inc. d/b/a Par Funding et al., Defendants.
 CASE NO. 9:20-cv-81205
 UNITED STATES DISTRICT COURT
 SOUTHERN DISTRICT OF FLORIDA

Category B - Detail of CBSG MCA Suites Activity for the period from 2012 through July 27, 2020

Source: MCA Suites

Category (Note 1)	Merchant Grouping (Note 11)	Funded After 01/01/20	Merchant Name (Note 8)	Total # of Deals (Note 2)	Deals with Reload (Note 3)	First Funding Date (Note 12)	Last Funding Date (Note 12)	Month of Last Payment (Note 13)	Total Advances and Repayments			Cash Advances and Repayments per MCA Suites			Transactional Data per MCA Suites			A/R Balance		
									A	B	C	D	E = D-C	F	G	H	I	J	K	L = J+K
									Advance Amount (Note 4)	Payback (Note 5)	Net Cash Advanced (Note 6)	Total Cash Repayments (Note 7)	Net Cash Surplus (Deficit)	Total Reload (Note 9)	Total Write-off (Note 8)	Total Fee (Note 8)	Total Collections 06/20/20-07/27/2020 (Note 7)	Active A/R	Default A/R	Total A/R
B	PM Investment and Consulting (PMIC) Total			13	-	11/01/19	01/17/20	Jan-20	66,565	87,663	65,030	52,176	(12,855)			275			35,763	35,763
B	One Stop Auto Repair	N	One Stop Auto Repair	15	-	02/20/19	05/22/19	May-20	31,956	43,778	31,346	39,965	8,619		5,300			-	9,113	9,113
B	One Stop Auto Repair Total			15	-	02/20/19	05/22/19	May-20	31,956	43,778	31,346	39,965	8,619		5,300			-	9,113	9,113
B	Martins Auto Repair	N	Martins Auto Repair	21	-	07/05/18	05/03/19	Sep-19	43,000	61,000	41,371	59,689	18,318		4,761	3,450		-	-	-
B	Martins Auto Repair Total			21	-	07/05/18	05/03/19	Sep-19	43,000	61,000	41,371	59,689	18,318		4,761	3,450		-	-	-
B	Mallek Beauty and Sales Wholesales	Y	Mallek Beauty and Sales Wholesales	8	-	02/07/20	03/20/20	May-20	51,097	67,330	50,062	45,718	(4,344)			375			21,987	21,987
B	Mallek Beauty and Sales Wholesales Total			8	-	02/07/20	03/20/20	May-20	51,097	67,330	50,062	45,718	(4,344)			375			21,987	21,987
B	Mood Cafe (Bukhari Brothers LLC)	N	Mood Cafe (Bukhari Brothers LLC)	2	-	07/03/19	11/15/19	Apr-20	24,000	32,400	23,280	32,400	9,120					-	-	-
B	Mood Cafe (Bukhari Brothers LLC) Total			2	-	07/03/19	11/15/19	Apr-20	24,000	32,400	23,280	32,400	9,120					-	-	-
B	Oriando Lucero	N	Oriando Lucero	2	-	04/21/14	05/20/14	Oct-14	32,000	45,028	30,140	49,436	19,296			4,408		-	-	-
B	Oriando Lucero Total			2	-	04/21/14	05/20/14	Oct-14	32,000	45,028	30,140	49,436	19,296			4,408		-	-	-
B	Pomodoro Inc	N	Pomodoro Inc	11	-	12/06/18	03/29/19	Jul-19	83,026	101,166	44,350	30,986	(13,364)		37,676	525		-	33,029	33,029
B	Pomodoro Inc Total			11	-	12/06/18	03/29/19	Jul-19	83,026	101,166	44,350	30,986	(13,364)		37,676	525		-	33,029	33,029
B	Osment Appliance Center	N	Osment Appliance Center	7	-	02/12/18	03/26/18	Aug-18	204,998	307,496	204,003	179,529	(24,473)			3,160			131,127	131,127
B	Osment Appliance Center Total			7	-	02/12/18	03/26/18	Aug-18	204,998	307,496	204,003	179,529	(24,473)			3,160			131,127	131,127
B	Matthew Krieger	N	Matthew Krieger	1	-	06/26/19	06/26/19	Oct-19	55,000	72,600	31,526	72,600	41,074					-	-	-
B	Matthew Krieger	Y	Million Dollar PPO (Matthew Krieger)	1	-	03/09/20	03/09/20	May-20	40,000	47,600	39,965	47,600	7,635					-	-	-
B	Matthew Krieger Total			2	-	06/26/19	03/09/20	May-20	95,000	120,200	71,491	120,200	48,709					-	-	-
B	Oswald Consulting	N	Oswald Consulting	14	-	09/13/19	12/13/19	Apr-20	110,668	149,402	109,668	110,086	418		39,616	300			(0)	(0)
B	Oswald Consulting Total			14	-	09/13/19	12/13/19	Apr-20	110,668	149,402	109,668	110,086	418		39,616	300			(0)	(0)
B	Marvin Johnson Auto Service	N	Marvin Johnson Auto Service	3	-	08/18/17	05/29/18	Oct-18	30,000	42,600	28,550	42,900	14,350			300		-	-	-
B	Marvin Johnson Auto Service Total			3	-	08/18/17	05/29/18	Oct-18	30,000	42,600	28,550	42,900	14,350			300		-	-	-
B	Multi Service Construction	Y	Multi Service Construction	2	-	02/07/20	02/19/20	Mar-20	6,152	8,182	5,852	3,745	(2,107)			400			4,837	4,837
B	Multi Service Construction Total			2	-	02/07/20	02/19/20	Mar-20	6,152	8,182	5,852	3,745	(2,107)			400			4,837	4,837
B	Mind 2 Body	N	Mind 2 Body	6	-	09/04/19	10/09/19	Oct-19	12,671	17,105	12,611	7,919	(4,692)			400			9,586	9,586
B	Mind 2 Body Total			6	-	09/04/19	10/09/19	Oct-19	12,671	17,105	12,611	7,919	(4,692)			400			9,586	9,586
B	Maria E Abello DMD	N	Maria E Abello DMD	2	-	07/31/19	12/24/19	Apr-20	27,000	33,480	26,930	33,480	6,550					-	-	-
B	Maria E Abello DMD	Y	Maria E Abello DMD	1	-	02/20/20	02/20/20	Jul-20	10,000	11,900	9,965	11,900	1,935				3,940		-	-
B	Maria E Abello DMD Total			3	-	07/31/19	02/20/20	Jul-20	37,000	45,380	36,895	45,380	8,485				3,940		-	-
B	MJG Consulting	N	MJG Consulting	2	-	02/12/13	03/06/13	Feb-13	35,000	39,500	35,000	23,000	(12,000)					-	16,500	16,500
B	MJG Consulting Total			2	-	02/12/13	03/06/13	Feb-13	35,000	39,500	35,000	23,000	(12,000)					-	16,500	16,500
B	Pacific Horizon	N	Pacific Horizon	3	-	01/19/17	02/02/17	Feb-17	102,872	147,107	101,877	23,170	(78,707)						123,937	123,937
B	Pacific Horizon Total			3	-	01/19/17	02/02/17	Feb-17	102,872	147,107	101,877	23,170	(78,707)						123,937	123,937
B	MMMT Corporation	N	MMMT Corporation	11	-	03/22/19	05/31/19	Sep-19	178,120	249,368	178,120	100,261	(77,859)			300			149,407	149,407
B	MMMT Corporation Total			11	-	03/22/19	05/31/19	Sep-19	178,120	249,368	178,120	100,261	(77,859)			300			149,407	149,407
B	Palmetto Feed Exchange	N	Palmetto Feed Exchange	3	-	12/03/18	12/17/18	Jan-19	21,700	30,380	21,400	7,744	(13,656)			3,059			25,695	25,695
B	Palmetto Feed Exchange Total			3	-	12/03/18	12/17/18	Jan-19	21,700	30,380	21,400	7,744	(13,656)			3,059			25,695	25,695
B	Marios Tropical Fruit	N	Marios Tropical Fruit	5	-	12/27/17	01/24/18	Feb-18	50,155	75,233	49,160	22,792	(26,368)			675			53,116	53,116
B	Marios Tropical Fruit Total			5	-	12/27/17	01/24/18	Feb-18	50,155	75,233	49,160	22,792	(26,368)			675			53,116	53,116
B	MNM Spices Corporation	N	MNM Spices Corporation	17	-	01/16/18	05/01/18	May-18	155,240	230,360	153,246	147,527	(5,719)			1,150			83,983	83,983
B	MNM Spices Corporation Total			17	-	01/16/18	05/01/18	May-18	155,240	230,360	153,246	147,527	(5,719)			1,150			83,983	83,983
B	Melchor Auto Transport	N	Melchor Auto Transport	7	-	09/12/18	10/17/18	Oct-18	45,178	61,929	45,143	21,909	(23,234)			4,125			44,145	44,145
B	Melchor Auto Transport Total			7	-	09/12/18	10/17/18	Oct-18	45,178	61,929	45,143	21,909	(23,234)			4,125			44,145	44,145
B	Mason's Home Furnishings	N	Mason's Home Furnishings	2	-	06/20/18	07/30/18	Sep-18	27,500	36,725	26,466	13,120	(13,346)			2,335			25,940	25,940
B	Mason's Home Furnishings Total			2	-	06/20/18	07/30/18	Sep-18	27,500	36,725	26,466	13,120	(13,346)			2,335			25,940	25,940
B	Omega Optical	N	Omega Optical	2	-	09/30/19	11/12/19	Mar-20	10,000	13,150	9,815	13,150	3,335					-	-	-

Securities and Exchange Commission, Plaintiff,
 v.
 Complete Business Solutions Group, Inc. d/b/a Par Funding et al., Defendants.
 CASE NO. 9:20-cv-81205
 UNITED STATES DISTRICT COURT
 SOUTHERN DISTRICT OF FLORIDA

Category B - Detail of CBSG MCA Suites Activity for the period from 2012 through July 27, 2020

Source: MCA Suites

Category (Note 1)	Merchant Grouping (Note 11)	Funded After 01/01/20	Merchant Name (Note 8)	Total # of Deals (Note 2)	Deals with Reload (Note 3)	First Funding Date (Note 12)	Last Funding Date (Note 12)	Month of Last Payment (Note 13)	Total Advances and Repayments		Cash Advances and Repayments per MCA Suites			Transactional Data per MCA Suites			A/R Balance			
									Advance Amount (Note 4)	Payback (Note 5)	Net Cash Advanced (Note 6)	Total Cash Repayments (Note 7)	Net Cash Surplus (Deficit)	Total Reload (Note 9)	Total Write-off (Note 8)	Total Fee (Note 8)	Total Collections 06/2020-07/27/2020 (Note 7)	Active A/R	Default A/R	Total A/R
B	Omega Optical Total			2	-	09/30/19	11/12/19	Mar-20	10,000	13,150	9,815	13,150	3,335							
B	K6 Development	Y	K6 Development	2	-	02/07/20	05/14/20	Jun-20	60,000	72,400	59,965	66,400	6,435		6,000		35,055	-	-	-
B	K6 Development Total			2	-	02/07/20	05/14/20	Jun-20	60,000	72,400	59,965	66,400	6,435	6,000		35,055	-	-	-	
B	Lewis Phillips Delivery	N	Lewis Phillips Delivery	2	-	09/20/18	09/20/18	Jul-19	79,965	114,650	79,930	73,283	(6,647)			1,875		-	43,242	43,242
B	Lewis Phillips Delivery Total			2	-	09/20/18	09/20/18	Jul-19	79,965	114,650	79,930	73,283	(6,647)			1,875		-	43,242	43,242
B	Lean Meals	N	Lean Meals	2	-	12/29/16	09/08/17	Oct-17	77,194	98,808	76,026	98,808	22,782					-	-	-
B	Lean Meals Total			2	-	12/29/16	09/08/17	Oct-17	77,194	98,808	76,026	98,808	22,782					-	-	-
B	IL Fiorentino USA	N	IL Fiorentino USA	15	-	09/19/19	12/13/19	Jan-20	106,500	152,295	106,230	96,183	(10,047)			300			56,412	56,412
B	IL Fiorentino USA Total			15	-	09/19/19	12/13/19	Jan-20	106,500	152,295	106,230	96,183	(10,047)			300			56,412	56,412
B	HM Pitt Labs	N	HM Pitt Labs	13	-	03/15/18	06/07/18	Nov-19	206,384	309,576	205,389	197,350	(8,039)			450			112,676	112,676
B	HM Pitt Labs Total			13	-	03/15/18	06/07/18	Nov-19	206,384	309,576	205,389	197,350	(8,039)			450			112,676	112,676
B	Himalayas LLC	N	Himalayas LLC	6	-	05/07/18	06/11/18	Aug-19	116,765	175,148	115,770	84,665	(31,105)			8,250			98,732	98,732
B	Himalayas LLC Total			6	-	05/07/18	06/11/18	Aug-19	116,765	175,148	115,770	84,665	(31,105)			8,250			98,732	98,732
B	Hutchins Auto Repair	N	Hutchins Auto Repair	6	-	09/14/18	10/19/18	Jan-19	9,000	12,600	8,005	5,333	(2,672)			3,705			10,972	10,972
B	Hutchins Auto Repair Total			6	-	09/14/18	10/19/18	Jan-19	9,000	12,600	8,005	5,333	(2,672)			3,705			10,972	10,972
B	Kaps Energy Service	N	Kaps Energy Service	17	-	06/15/17	10/05/17	Sep-19	62,952	94,428	61,957	57,106	(4,851)			1,600			38,922	38,922
B	Kaps Energy Service Total			17	-	06/15/17	10/05/17	Sep-19	62,952	94,428	61,957	57,106	(4,851)			1,600			38,922	38,922
B	LD Tonsager and Sons	N	LD Tonsager and Sons	5	-	08/12/19	08/16/19	Dec-19	68,526	92,510	66,531	51,134	(15,397)			525			41,901	41,901
B	LD Tonsager and Sons Total			5	-	08/12/19	08/16/19	Dec-19	68,526	92,510	66,531	51,134	(15,397)			525			41,901	41,901
B	Karsh Industries	N	Karsh Industries	4	-	10/11/19	10/25/19	Jan-20	24,715	32,265	24,530	32,415	7,885			150			-	-
B	Karsh Industries Total			4	-	10/11/19	10/25/19	Jan-20	24,715	32,265	24,530	32,415	7,885			150			-	-
B	Lehigh Concrete	N	Lehigh Concrete	2	-	09/12/19	11/13/19	Mar-20	37,000	46,550	36,605	46,550	9,945			2			-	-
B	Lehigh Concrete Total			2	-	09/12/19	11/13/19	Mar-20	37,000	46,550	36,605	46,550	9,945			2			-	-
B	Kartoyzathens LLC	N	Kartoyzathens LLC	9	-	06/07/19	07/26/19	Jul-20	33,000	43,890	32,665	19,748	(12,917)			300	400		24,442	24,442
B	Kartoyzathens LLC Total			9	-	06/07/19	07/26/19	Jul-20	33,000	43,890	32,665	19,748	(12,917)			300	400		24,442	24,442
B	Jetstream Aviation	N	Jetstream Aviation	7	-	08/31/18	10/10/18	Jul-20	322,655	458,400	322,620	199,975	(122,645)			500	5,869		258,924	258,924
B	Jetstream Aviation Total			7	-	08/31/18	10/10/18	Jul-20	322,655	458,400	322,620	199,975	(122,645)			500	5,869		258,924	258,924
B	Imperial Machinery Parts	N	Imperial Machinery Parts	8	-	10/13/17	12/01/17	Mar-18	21,303	31,954	20,308	11,067	(9,240)			400			21,287	21,287
B	Imperial Machinery Parts Total			8	-	10/13/17	12/01/17	Mar-18	21,303	31,954	20,308	11,067	(9,240)			400			21,287	21,287
B	JM Watkins Services	N	JM Watkins Services	13	-	01/30/19	05/30/19	Sep-19	25,000	34,020	24,665	32,562	7,897			100			1,558	1,558
B	JM Watkins Services Total			13	-	01/30/19	05/30/19	Sep-19	25,000	34,020	24,665	32,562	7,897			100			1,558	1,558
B	Jalg Support Services	N	Jalg Support Services	2	-	06/07/18	09/12/18	Jan-19	12,500	17,550	11,950	16,230	4,280			1,125			2,445	2,445
B	Jalg Support Services Total			2	-	06/07/18	09/12/18	Jan-19	12,500	17,550	11,950	16,230	4,280			1,125			2,445	2,445
B	Hi Line Collision Center	N	Hi Line Collision Center	5	-	02/15/18	03/15/18	Nov-18	29,700	44,550	28,705	15,464	(13,241)			1,000			30,086	30,086
B	Hi Line Collision Center Total			5	-	02/15/18	03/15/18	Nov-18	29,700	44,550	28,705	15,464	(13,241)			1,000			30,086	30,086
B	IMS Executive Suites	N	IMS Executive Suites	6	-	08/24/18	09/28/18	Jul-19	23,110	32,354	22,115	34,606	12,491			2,252			0	0
B	IMS Executive Suites Total			6	-	08/24/18	09/28/18	Jul-19	23,110	32,354	22,115	34,606	12,491			2,252			0	0
B	Hunts Shoe Repair	N	Hunts Shoe Repair	9	-	08/25/16	01/13/17	Apr-18	62,565	95,648	60,771	55,929	(4,842)			4,386			44,105	44,105
B	Hunts Shoe Repair Total			9	-	08/25/16	01/13/17	Apr-18	62,565	95,648	60,771	55,929	(4,842)			4,386			44,105	44,105
B	James Evans Builder	Y	James Evans Builder	2	-	02/21/20	02/28/20	May-20	11,000	13,360	10,930	12,285	1,355		1,075				-	-
B	James Evans Builder Total			2	-	02/21/20	02/28/20	May-20	11,000	13,360	10,930	12,285	1,355	1,075					-	-
B	Madero Rodriguez	N	Madero Rodriguez	8	-	08/19/19	09/30/19	Oct-19	45,697	61,141	45,492	24,953	(20,540)			925			37,114	37,114
B	Madero Rodriguez Total			8	-	08/19/19	09/30/19	Oct-19	45,697	61,141	45,492	24,953	(20,540)			925			37,114	37,114
B	Keller & Goggin	N	Keller & Goggin	3	-	12/21/12	12/30/14	Jan-15	150,000	203,250	149,750	203,250	53,500						-	-
B	Keller & Goggin Total			3	-	12/21/12	12/30/14	Jan-15	150,000	203,250	149,750	203,250	53,500						-	-
B	Le Marche	N	Le Marche	1	-	05/24/19	05/24/19	Oct-19	40,000	48,800	39,965	42,029	2,064			250			7,021	7,021
B	Le Marche Total			1	-	05/24/19	05/24/19	Oct-19	40,000	48,800	39,965	42,029	2,064			250			7,021	7,021
B	Kerc Liquors	N	Kerc Liquors	15	-	09/29/17	01/05/18	Sep-18	88,750	133,125	87,755	81,784	(5,971)			4,250			55,591	55,591
B	Kerc Liquors Total			15	-	09/29/17	01/05/18	Sep-18	88,750	133,125	87,755	81,784	(5,971)			4,250			55,591	55,591
B	Jenguard Enterprises	Y	Ziebart of Quakertown (Jenguard Enterprises)	11	-	02/24/20	04/01/20	Apr-20	19,616	25,267	19,181	22,180	2,999		3,087				-	-
B	Jenguard Enterprises Total			11	-	02/24/20	04/01/20	Apr-20	19,616	25,267	19,181	22,180	2,999	3,087					-	-

Securities and Exchange Commission, Plaintiff,
v.
Complete Business Solutions Group, Inc. d/b/a Par Funding et al., Defendants.
CASE NO. 9:20-cv-81205
UNITED STATES DISTRICT COURT
SOUTHERN DISTRICT OF FLORIDA

Category B - Detail of CBSG MCA Suites Activity for the period from 2012 through July 27, 2020

Source: MCA Suites

Category (Note 1)	Merchant Grouping (Note 11)	Funded After 01/01/20	Merchant Name (Note 8)	Total # of Deals (Note 2)	Deals with Reload (Note 3)	First Funding Date (Note 12)	Last Funding Date (Note 12)	Month of Last Payment (Note 13)	Total Advances and Repayments			Cash Advances and Repayments per MCA Suites			Transactional Data per MCA Suites			A/R Balance		
									Advance Amount (Note 4)	Payback (Note 5)	Net Cash Advanced (Note 6)	Total Cash Repayments (Note 7)	Net Cash Surplus (Deficit)	Total Reload (Note 9)	Total Write-off (Note 8)	Total Fee (Note 8)	Total Collections 06/2020-07/27/2020 (Note 7)	Active A/R	Default A/R	Total A/R
B	Kevin Lagrange Supply	N	Kevin Lagrange Supply	13	-	11/03/17	01/26/18	Feb-18	105,528	158,291	104,533	75,166	(29,366)			375			83,500	83,500
B	Kevin Lagrange Supply Total			13	-	11/03/17	01/26/18	Feb-18	105,528	158,291	104,533	75,166	(29,366)			375			83,500	83,500
B	Juhi Aroma	N	Juhi Aroma	2	-	10/31/17	10/31/17	Oct-19	7,500	10,830	7,440	10,537	3,097		1,203			-	1,496	1,496
B	Juhi Aroma Total			2	-	10/31/17	10/31/17	Oct-19	7,500	10,830	7,440	10,537	3,097		1,203			-	1,496	1,496
B	Jane Mannion	N	Jane Mannion	1	-	05/10/19	05/10/19	Sep-19	7,500	9,300	7,465	6,746	(719)		600				3,154	3,154
B	Jane Mannion Total			1	-	05/10/19	05/10/19	Sep-19	7,500	9,300	7,465	6,746	(719)		600				3,154	3,154
B	Liberty Tax Service	N	Liberty Tax Service	5	-	08/28/19	10/02/19	Feb-20	11,308	14,716	11,225	11,228	2		6,388		2,900		-	-
B	Liberty Tax Service Total			5	-	08/28/19	10/02/19	Feb-20	11,308	14,716	11,225	11,228	2		6,388		2,900		-	-
B	Kids R Kids	N	Kids R Kids	7	-	08/13/18	09/17/18	Mar-20	14,710	19,124	14,675	19,724	5,049		600				-	-
B	Kids R Kids Total			7	-	08/13/18	09/17/18	Mar-20	14,710	19,124	14,675	19,724	5,049		600				-	-
B	JHRG Manufacturing	N	JHRG Manufacturing	2	-	06/16/15	08/07/15	Apr-17	40,000	56,000	37,664	56,150	18,486		150				-	-
B	JHRG Manufacturing Total			2	-	06/16/15	08/07/15	Apr-17	40,000	56,000	37,664	56,150	18,486		150				-	-
B	Kinderbook	N	Kinderbook	17	-	09/05/17	12/19/17	Jun-20	189,888	281,833	185,975	216,322	30,347		67,436		1,925	3,922	0	0
B	Kinderbook Total			17	-	09/05/17	12/19/17	Jun-20	189,888	281,833	185,975	216,322	30,347		67,436		1,925	3,922	0	0
B	Lisa Cooley	N	Lisa Cooley	1	-	10/02/14	10/02/14	Dec-14	30,000	36,000	30,000	36,000	6,000						-	-
B	Lisa Cooley Total			1	-	10/02/14	10/02/14	Dec-14	30,000	36,000	30,000	36,000	6,000						-	-
B	King Car Audio Installer	N	King Car Audio Installer	17	-	02/07/18	05/30/18	Nov-19	35,809	53,714	35,010	29,148	(5,862)		300				24,866	24,866
B	King Car Audio Installer Total			17	-	02/07/18	05/30/18	Nov-19	35,809	53,714	35,010	29,148	(5,862)		300				24,866	24,866
B	Intermountain Coach Leasing	N	Intermountain Coach Leasing	18	-	10/05/17	03/23/18	Apr-18	897,940	1,331,909	894,777	730,840	(163,936)		9,980				611,049	611,049
B	Intermountain Coach Leasing Total			18	-	10/05/17	03/23/18	Apr-18	897,940	1,331,909	894,777	730,840	(163,936)		9,980				611,049	611,049
B	King Food Store	N	King Food Store	38	-	12/18/18	08/27/19	Jul-20	240,154	315,708	240,119	284,479	44,360		5,300		1,491		36,528	36,528
B	King Food Store Total			38	-	12/18/18	08/27/19	Jul-20	240,154	315,708	240,119	284,479	44,360		5,300		1,491		36,528	36,528
B	Internationale Link	Y	Internationale Link	2	-	02/20/20	02/20/20	May-20	16,730	21,754	13,695	21,754	8,060						-	-
B	Internationale Link Total			2	-	02/20/20	02/20/20	May-20	16,730	21,754	13,695	21,754	8,060						-	-
B	Hot Dawgz	N	Hot Dawgz	9	-	10/15/19	12/03/19	Dec-19	34,591	47,032	34,436	24,411	(10,026)		1,700				24,321	24,321
B	Hot Dawgz Total			9	-	10/15/19	12/03/19	Dec-19	34,591	47,032	34,436	24,411	(10,026)		1,700				24,321	24,321
B	K and Js Elegant Pastries	N	K and Js Elegant Pastries	10	-	06/14/19	11/14/19	Nov-19	47,313	65,014	43,029	60,971	17,942		4,044				-	-
B	K and Js Elegant Pastries Total			10	-	06/14/19	11/14/19	Nov-19	47,313	65,014	43,029	60,971	17,942		4,044				-	-
B	Kings Transcorp	N	Kings Transcorp	1	-	02/27/17	02/27/17	Aug-17	15,164	21,229	5,650	21,229	15,579						-	-
B	Kings Transcorp Total			1	-	02/27/17	02/27/17	Aug-17	15,164	21,229	5,650	21,229	15,579						-	-
B	LSX Atlanta	N	LSX Atlanta	18	-	01/29/19	05/28/19	Jun-19	27,270	38,178	26,275	23,842	(2,433)		275				14,611	14,611
B	LSX Atlanta Total			18	-	01/29/19	05/28/19	Jun-19	27,270	38,178	26,275	23,842	(2,433)		275				14,611	14,611
B	Kitchen Eighty Eight	N	Kitchen Eighty Eight	12	-	11/28/18	06/12/19	Nov-19	49,000	68,600	48,000	68,975	20,975		375				-	-
B	Kitchen Eighty Eight Total			12	-	11/28/18	06/12/19	Nov-19	49,000	68,600	48,000	68,975	20,975		375				-	-
B	M And J Energy Group	N	M And J Energy Group	5	-	07/19/17	08/16/17	Oct-17	559,475	839,213	558,480	231,714	(326,766)		300				607,799	607,799
B	M And J Energy Group Total			5	-	07/19/17	08/16/17	Oct-17	559,475	839,213	558,480	231,714	(326,766)		300				607,799	607,799
B	Knapp Realty	N	Knapp Realty	5	-	06/04/19	07/02/19	Sep-19	13,187	17,802	12,988	5,388	(7,600)		1,300				13,714	13,714
B	Knapp Realty Total			5	-	06/04/19	07/02/19	Sep-19	13,187	17,802	12,988	5,388	(7,600)		1,300				13,714	13,714
B	IBN Global Consulting	N	IBN Global Consulting	12	-	10/10/17	12/19/17	Apr-20	170,183	253,022	166,006	231,054	65,048		11,431				33,399	33,399
B	IBN Global Consulting Total			12	-	10/10/17	12/19/17	Apr-20	170,183	253,022	166,006	231,054	65,048		11,431				33,399	33,399
B	Knavas Bounce House Rentals	N	Knavas Bounce House Rentals	10	-	09/12/19	11/15/19	Nov-19	21,442	28,947	21,242	14,203	(7,039)		300				15,044	15,044
B	Knavas Bounce House Rentals Total			10	-	09/12/19	11/15/19	Nov-19	21,442	28,947	21,242	14,203	(7,039)		300				15,044	15,044
B	LB3 Lacrosse	N	LB3 Lacrosse	2	-	05/25/16	06/27/16	Apr-17	145,000	210,250	142,064	131,670	(10,394)		80,630		2,050		(0)	(0)
B	LB3 Lacrosse Total			2	-	05/25/16	06/27/16	Apr-17	145,000	210,250	142,064	131,670	(10,394)		80,630		2,050		(0)	(0)
B	Knight Performance	N	Knight Performance	3	-	02/06/18	02/22/18	Mar-18	28,833	43,249	27,838	8,226	(19,612)		1,275				36,298	36,298
B	Knight Performance Total			3	-	02/06/18	02/22/18	Mar-18	28,833	43,249	27,838	8,226	(19,612)		1,275				36,298	36,298
B	Hites LLC	N	Hites LLC	7	-	02/08/18	03/22/18	Jun-19	14,464	21,696	13,469	12,916	(553)		1,050				9,830	9,830
B	Hites LLC Total			7	-	02/08/18	03/22/18	Jun-19	14,464	21,696	13,469	12,916	(553)		1,050				9,830	9,830
B	Jarlin Financial	N	Jarlin Financial	2	-	10/01/18	05/24/19	Sep-19	13,500	19,215	13,170	19,365	6,195		150				-	-
B	Jarlin Financial Total			2	-	10/01/18	05/24/19	Sep-19	13,500	19,215	13,170	19,365	6,195		150				-	-
B	Leach Trucking Company	N	Leach Trucking Company	1	-	10/21/19	10/21/19	Dec-19	50,000	62,000	49,965	56,240	6,275		5,760				-	-
B	Leach Trucking Company Total			1																

Securities and Exchange Commission, Plaintiff,
 v.
 Complete Business Solutions Group, Inc. d/b/a Par Funding et al., Defendants.
 CASE NO. 9:20-cv-81205
 UNITED STATES DISTRICT COURT
 SOUTHERN DISTRICT OF FLORIDA

Category B - Detail of CBSG MCA Suites Activity for the period from 2012 through July 27, 2020

Source: MCA Suites

Category (Note 1)	Merchant Grouping (Note 11)	Funded After 01/01/20	Merchant Name (Note 8)	Total # of Deals (Note 2)	Deals with Reload (Note 3)	First Funding Date (Note 12)	Last Funding Date (Note 12)	Month of Last Payment (Note 13)	Total Advances and Repayments		Cash Advances and Repayments per MCA Suites			Transactional Data per MCA Suites			A/R Balance			
									A	B	C	D	E = D-C	F	G	H	I	J	K	L = J+K
									Advance Amount (Note 4)	Payback (Note 5)	Net Cash Advanced (Note 6)	Total Cash Repayments (Note 7)	Net Cash Surplus (Deficit)	Total Reload (Note 9)	Total Write-off (Note 8)	Total Fee (Note 8)	Total Collections 06/2020-07/27/2020 (Note 7)	Active A/R	Default A/R	Total A/R
B	Legacy Sign Total			11	-	10/20/16	12/07/17	Dec-17	94,251	138,624	92,307	74,637	(17,770)			1,200		-	65,288	65,288
B	Hollywood Buffet	N	Hollywood Buffet	9	-	12/07/17	02/01/18	Mar-18	169,986	254,980	168,991	66,898	(102,093)		1,925			-	190,006	190,006
B	Hollywood Buffet Total			9	-	12/07/17	02/01/18	Mar-18	169,986	254,980	168,991	66,898	(102,093)		1,925			-	190,006	190,006
B	Legend Ventures	N	Legend Ventures	5	-	09/08/17	09/20/17	Feb-19	650,000	916,000	640,005	253,086	(386,919)			15,575		-	678,489	678,489
B	Legend Ventures Total			5	-	09/08/17	09/20/17	Feb-19	650,000	916,000	640,005	253,086	(386,919)			15,575		-	678,489	678,489
B	Kntes LLC	Y	Kntes LLC	1	-	04/29/20	04/29/20	Jul-20	2,500	3,625	2,500	3,625	1,125				2,030	-	-	-
B	Kntes LLC Total			1	-	04/29/20	04/29/20	Jul-20	2,500	3,625	2,500	3,625	1,125				2,030	-	-	-
B	Lei Transportation	N	Lei Transportation	3	-	11/29/16	03/06/17	May-17	1,041,629	1,548,693	1,037,771	1,549,318	511,547			625		-	-	-
B	Lei Transportation Total			3	-	11/29/16	03/06/17	May-17	1,041,629	1,548,693	1,037,771	1,549,318	511,547			625		-	-	-
B	Indileo Corporation	N	Indileo Corporation	8	-	02/27/19	04/05/19	Sep-19	105,768	126,236	55,140	79,438	24,298		49,598	2,800		-	-	-
B	Indileo Corporation Total			8	-	02/27/19	04/05/19	Sep-19	105,768	126,236	55,140	79,438	24,298		49,598	2,800		-	-	-
B	Jenkins Enterprises	N	Jenkins Enterprises	25	-	07/24/17	12/20/17	Feb-18	149,697	219,946	146,253	119,797	(26,456)			1,800		-	101,949	101,949
B	Jenkins Enterprises Total			25	-	07/24/17	12/20/17	Feb-18	149,697	219,946	146,253	119,797	(26,456)			1,800		-	101,949	101,949
B	Kritzinger Enterprises	N	Kritzinger Enterprises	4	-	10/23/18	11/06/18	Feb-19	8,743	11,801	7,713	6,579	(1,135)			375		-	5,597	5,597
B	Kritzinger Enterprises Total			4	-	10/23/18	11/06/18	Feb-19	8,743	11,801	7,713	6,579	(1,135)			375		-	5,597	5,597
B	Just One More	N	Just One More	2	-	09/05/14	10/01/15	Jun-16	40,000	56,380	37,664	57,980	20,316			1,600		-	-	-
B	Just One More Total			2	-	09/05/14	10/01/15	Jun-16	40,000	56,380	37,664	57,980	20,316			1,600		-	-	-
B	Infiniti Nails	Y	Tuong Manh Do (Infiniti Nails)	5	-	02/06/20	03/05/20	Mar-20	104,811	141,494	97,816	61,703	(36,112)			375		-	80,166	80,166
B	Infiniti Nails Total			5	-	02/06/20	03/05/20	Mar-20	104,811	141,494	97,816	61,703	(36,112)			375		-	80,166	80,166
B	J and S Air	N	J and S Air	3	-	03/22/19	03/29/19	Apr-19	127,833	168,632	127,833	34,317	(93,517)			200		-	134,515	134,515
B	J and S Air Total			3	-	03/22/19	03/29/19	Apr-19	127,833	168,632	127,833	34,317	(93,517)			200		-	134,515	134,515
B	L C Fence	N	L C Fence	11	-	08/17/18	10/19/18	Nov-18	25,250	34,250	25,215	25,988	773			300		-	8,562	8,562
B	L C Fence Total			11	-	08/17/18	10/19/18	Nov-18	25,250	34,250	25,215	25,988	773			300		-	8,562	8,562
B	JG Concrete	N	JG Concrete	2	-	01/18/19	07/23/19	Jan-20	125,000	169,500	122,465	169,725	47,260			225		-	-	-
B	JG Concrete Total			2	-	01/18/19	07/23/19	Jan-20	125,000	169,500	122,465	169,725	47,260			225		-	-	-
B	Lady of Grace	N	Lady of Grace	9	-	12/06/18	03/29/19	Jan-20	99,568	126,063	65,238	98,108	32,870		33,330	5,375		-	-	-
B	Lady of Grace Total			9	-	12/06/18	03/29/19	Jan-20	99,568	126,063	65,238	98,108	32,870		33,330	5,375		-	-	-
B	Insurance Design Network	N	Insurance Design Network	1	-	06/26/19	06/26/19	Mar-20	25,000	34,250	24,250	34,100	9,850		1,050	900		-	-	-
B	Insurance Design Network Total			1	-	06/26/19	06/26/19	Mar-20	25,000	34,250	24,250	34,100	9,850		1,050	900		-	-	-
B	Ingrid Stine	N	Ingrid Stine	3	-	04/02/19	04/16/19	May-19	8,544	11,961	8,294	5,628	(2,666)			375		-	6,709	6,709
B	Ingrid Stine Total			3	-	04/02/19	04/16/19	May-19	8,544	11,961	8,294	5,628	(2,666)			375		-	6,709	6,709
B	Integrity Home	N	Integrity Home	11	-	03/29/18	06/07/18	Jun-18	108,482	162,723	107,487	68,362	(39,125)			225		-	94,586	94,586
B	Integrity Home Total			11	-	03/29/18	06/07/18	Jun-18	108,482	162,723	107,487	68,362	(39,125)			225		-	94,586	94,586
B	Lake Effect Investments	N	Lake Effect Investments	1	-	07/13/17	07/13/17	Mar-18	25,000	36,250	23,951	36,325	12,374			75		-	-	-
B	Lake Effect Investments Total			1	-	07/13/17	07/13/17	Mar-18	25,000	36,250	23,951	36,325	12,374			75		-	-	-
B	Ican Institute	N	Ican Institute	2	-	07/24/17	08/02/18	Oct-18	100,000	140,000	99,201	140,000	40,799					-	-	-
B	Ican Institute Total			2	-	07/24/17	08/02/18	Oct-18	100,000	140,000	99,201	140,000	40,799					-	-	-
B	Lakemont Medical Center	N	Lakemont Medical Center	1	-	05/18/16	05/18/16	Aug-16	40,000	56,000	38,832	56,000	17,168					-	-	-
B	Lakemont Medical Center Total			1	-	05/18/16	05/18/16	Aug-16	40,000	56,000	38,832	56,000	17,168					-	-	-
B	Little Custome Homes	N	Little Custome Homes	2	-	12/20/17	01/05/18	Dec-18	99,000	144,000	96,832	39,575	(57,257)			4,250		-	108,675	108,675
B	Little Custome Homes Total			2	-	12/20/17	01/05/18	Dec-18	99,000	144,000	96,832	39,575	(57,257)			4,250		-	108,675	108,675
B	Hwy 29 Beverages	N	Hwy 29 Beverages	2	-	09/21/15	07/01/16	Sep-16	17,500	24,500	16,802	20,327	3,525			1,400		-	5,573	5,573
B	Hwy 29 Beverages Total			2	-	09/21/15	07/01/16	Sep-16	17,500	24,500	16,802	20,327	3,525			1,400		-	5,573	5,573
B	High Voltage	N	High Voltage	3	-	03/20/18	01/28/19	Jul-19	45,000	60,500	43,550	62,675	19,125			2,175		-	-	-
B	High Voltage Total			3	-	03/20/18	01/28/19	Jul-19	45,000	60,500	43,550	62,675	19,125			2,175		-	-	-
B	Innovative Counselling and Consulting	Y	Innovative Counselling and Consulting	2	-	01/08/20	01/08/20	Jun-20	25,000	33,750	24,365	33,750	9,385				4,634		-	-
B	Innovative Counselling and Consulting Total			2	-	01/08/20	01/08/20	Jun-20	25,000	33,750	24,365	33,750	9,385				4,634		-	-
B	International Container Services	N	International Container Services	2	-	07/16/18	07/16/18	Oct-18	208,792	306,988	208,757	307,213	98,456			225		-	-	-
B	International Container Services Total			2	-	07/16/18	07/16/18	Oct-18	208,792	306,988	208,757	307,213	98,456			225		-	-	-
B	JCR Cleaning Management	N	JCR Cleaning Management	2	-	07/05/19	07/12/19	Aug-19	10,263	13,855	9,663	14,680	5,017			825		-	-	-
B	JCR Cleaning Management Total			2	-	07/05/19	07/12/19	Aug-19	10,263	13,855	9,663	14,680	5,017			825		-	-	-
B	JVM Motorsports	N	JVM Motorsports	8	-	01/23/19	03/06/19	Mar-19	187,472	251,466	186,442	82,995	(103,447)			1,050		-	169,522	169,522
B	JVM Motorsports Total			8	-	01/23/19	03/06/19	Mar-19	187,472	251,466	186,442	82,995	(103,447)			1,050		-	169,522	169,522
B	Landsdown Corporation	N	Landsdown Corporation	4	-	04/17/19	10/08/19	Mar-20	160,000	196,150	157,900	197,350	39,450			1,200		-	-	-

Securities and Exchange Commission, Plaintiff,
v.
Complete Business Solutions Group, Inc. d/b/a Par Funding et al., Defendants.
CASE NO. 9:20-cv-81205
UNITED STATES DISTRICT COURT
SOUTHERN DISTRICT OF FLORIDA

Category B - Detail of CBSG MCA Suites Activity for the period from 2012 through July 27, 2020

Source: MCA Suites

Category (Note 1)	Merchant Grouping (Note 11)	Funded After 01/01/20	Merchant Name (Note 8)	Total # of Deals (Note 2)	Deals with Reload (Note 3)	First Funding Date (Note 12)	Last Funding Date (Note 12)	Month of Last Payment (Note 13)	Total Advances and Repayments			Cash Advances and Repayments per MCA Suites			Transactional Data per MCA Suites			A/R Balance		
									Advance Amount (Note 4)	Payback (Note 5)	Net Cash Advanced (Note 6)	Total Cash Repayments (Note 7)	Net Cash Surplus (Deficit)	Total Reload (Note 9)	Total Write-off (Note 8)	Total Fee (Note 8)	Total Collections 06/2020-07/27/2020 (Note 7)	Active A/R	Default A/R	Total A/R
B	Landsdown Corporation Total			4	-	04/17/19	10/08/19	Mar-20	160,000	196,150	157,900	197,350	39,450			1,200		-		
B	Joshua Taylor Pools	N	Joshua Taylor Pools	8	-	05/04/18	06/22/18	Dec-18	19,914	29,870	18,919	22,011	3,092			1,200		-	9,060	9,060
B	Joshua Taylor Pools Total			8	-	05/04/18	06/22/18	Dec-18	19,914	29,870	18,919	22,011	3,092			1,200		-	9,060	9,060
B	J And J Valve	Y	J And J Valve	13	-	03/05/20	04/08/20	Jun-20	35,000	47,250	33,800	47,775	13,975			525	37,375	-		
B	J And J Valve Total			13	-	03/05/20	04/08/20	Jun-20	35,000	47,250	33,800	47,775	13,975			525	37,375	-		
B	Longmont Abos Pizza (Lindas)	N	Longmont Abos Pizza (Lindas)	7	-	01/24/18	03/07/18	Jun-20	40,500	60,750	39,505	52,316	12,811			925	2,500		9,359	9,359
B	Longmont Abos Pizza (Lindas) Total			7	-	01/24/18	03/07/18	Jun-20	40,500	60,750	39,505	52,316	12,811			925	2,500		9,359	9,359
B	JD Jeans Enterprises	N	JD Jeans Enterprises	15	-	12/12/18	03/13/19	May-19	90,000	123,450	89,215	123,600	34,385			150		-		
B	JD Jeans Enterprises Total			15	-	12/12/18	03/13/19	May-19	90,000	123,450	89,215	123,600	34,385			150		-		
B	JR Closeout	N	JR Closeout	31	-	09/30/19	12/18/19	Dec-19	588,982	827,354	588,617	414,435	(174,182)			875			413,794	413,794
B	JR Closeout Total			31	-	09/30/19	12/18/19	Dec-19	588,982	827,354	588,617	414,435	(174,182)			875			413,794	413,794
B	HVAC Physician	N	HVAC Physician	1	-	04/23/19	04/23/19	Aug-19	5,000	5,550	4,965	5,550	685			100		-		
B	HVAC Physician Total			1	-	04/23/19	04/23/19	Aug-19	5,000	5,550	4,965	5,550	685			100		-		
B	Luxury Auto Innovations	N	Luxury Auto Innovations	1	-	11/04/19	11/04/19	Feb-20	50,000	67,500	48,500	67,500	19,000					-		
B	Luxury Auto Innovations	Y	Luxury Auto Innovations	1	-	02/26/20	02/26/20	Jun-20	50,000	59,500	49,965	59,500	9,535				36,900			
B	Luxury Auto Innovations Total			2	-	11/04/19	02/26/20	Jun-20	100,000	127,000	98,465	127,000	28,535				36,900			
B	Laotian Collision	N	Laotian Collision	4	-	05/23/17	07/27/17	Oct-18	22,388	33,082	21,243	25,137	3,894			1,050			8,996	8,996
B	Laotian Collision Total			4	-	05/23/17	07/27/17	Oct-18	22,388	33,082	21,243	25,137	3,894			1,050			8,996	8,996
B	K And K Clothing	N	K And K Clothing	10	-	10/13/17	12/20/17	Feb-18	92,773	139,160	91,778	84,050	(7,728)			1,950			57,060	57,060
B	K And K Clothing Total			10	-	10/13/17	12/20/17	Feb-18	92,773	139,160	91,778	84,050	(7,728)			1,950			57,060	57,060
B	Jebco Services	N	Jebco Services	12	-	02/07/18	04/25/18	May-18	17,488	26,232	16,889	19,083	2,194			575			7,724	7,724
B	Jebco Services Total			12	-	02/07/18	04/25/18	May-18	17,488	26,232	16,889	19,083	2,194			575			7,724	7,724
B	M And M Beverages	N	M And M Beverages	4	-	11/27/17	02/20/18	Jul-19	156,991	231,486	153,828	208,527	54,700			5,956			28,915	28,915
B	M And M Beverages Total			4	-	11/27/17	02/20/18	Jul-19	156,991	231,486	153,828	208,527	54,700			5,956			28,915	28,915
B	Jubilee Assisted Living of Florida	N	Jubilee Assisted Living of Florida	3	-	06/27/19	07/11/19	Jun-20	18,212	24,586	17,892	18,661	769		6,225	300	8,550			
B	Jubilee Assisted Living of Florida Total			3	-	06/27/19	07/11/19	Jun-20	18,212	24,586	17,892	18,661	769		6,225	300	8,550			
B	M R Trucking	N	M R Trucking	6	-	02/13/18	03/20/18	May-18	66,021	99,031	65,026	34,281	(30,745)			2,400			67,151	67,151
B	M R Trucking Total			6	-	02/13/18	03/20/18	May-18	66,021	99,031	65,026	34,281	(30,745)			2,400			67,151	67,151
B	Law Office of Nestor Rosado	N	Law Office of Nestor Rosado	22	-	11/28/17	11/15/18	Jan-19	50,800	74,220	48,810	74,595	25,785			375				
B	Law Office of Nestor Rosado Total			22	-	11/28/17	11/15/18	Jan-19	50,800	74,220	48,810	74,595	25,785			375				
B	MAC Glass	N	MAC Glass	9	-	05/06/19	07/08/19	Jan-20	73,078	102,309	72,078	77,897	5,819			4,225			28,637	28,637
B	MAC Glass Total			9	-	05/06/19	07/08/19	Jan-20	73,078	102,309	72,078	77,897	5,819			4,225			28,637	28,637
B	Horizon Health Care Center	N	Horizon Health Care Center	21	-	07/11/18	11/14/18	Feb-20	636,000	943,150	635,965	862,163	226,198		82,362	1,375			0	0
B	Horizon Health Care Center Total			21	-	07/11/18	11/14/18	Feb-20	636,000	943,150	635,965	862,163	226,198		82,362	1,375			0	0
B	K and L Appliance Repair	N	K and L Appliance Repair	1	-	04/11/19	04/11/19	Nov-19	9,000	10,710	8,965	11,410	2,445			700				
B	K and L Appliance Repair Total			1	-	04/11/19	04/11/19	Nov-19	9,000	10,710	8,965	11,410	2,445			700				
B	Hpc Solutions	N	Hpc Solutions	9	-	03/30/17	05/18/17	Feb-20	419,960	614,940	417,097	125,092	(292,005)			1,600			491,448	491,448
B	Hpc Solutions Total			9	-	03/30/17	05/18/17	Feb-20	419,960	614,940	417,097	125,092	(292,005)			1,600			491,448	491,448
B	JRS Contracting	N	JRS Contracting	19	-	03/12/19	07/09/19	Aug-19	83,000	114,600	82,335	71,126	(11,209)			1,500			44,974	44,974
B	JRS Contracting Total			19	-	03/12/19	07/09/19	Aug-19	83,000	114,600	82,335	71,126	(11,209)			1,500			44,974	44,974
B	Flange Advantage	N	Flange Advantage	2	-	05/27/14	09/04/14	Jul-15	42,500	59,928	40,164	52,323	12,159			3,107			10,711	10,711
B	Flange Advantage Total			2	-	05/27/14	09/04/14	Jul-15	42,500	59,928	40,164	52,323	12,159			3,107			10,711	10,711
B	Hands On Learning	N	Hands On Learning	4	-	03/18/15	08/04/15	Dec-17	174,506	245,238	169,434	210,938	41,504			12,900			47,200	47,200
B	Hands On Learning Total			4	-	03/18/15	08/04/15	Dec-17	174,506	245,238	169,434	210,938	41,504			12,900			47,200	47,200
B	Fast N Ez Car Care	N	Fast N Ez Car Care	11	-	08/21/17	10/25/17	Nov-17	271,651	407,477	269,661	77,043	(192,618)			17,822			348,255	348,255
B	Fast N Ez Car Care Total			11	-	08/21/17	10/25/17	Nov-17	271,651	407,477	269,661	77,043	(192,618)			17,822			348,255	348,255
B	Dr Dino Demetriou	N	Dr Dino Demetriou	1	-	04/14/15	04/14/15	Jan-16	30,000	42,600	29,813	51,616	21,803			9,016				
B	Dr Dino Demetriou Total			1	-	04/14/15	04/14/15	Jan-16	30,000	42,600	29,813	51,616	21,803			9,016				
B	Florida Water Works	N	Florida Water Works	2	-	03/05/15	08/07/15	Aug-18	25,000	44,959	23,537	49,496	25,959			5,400			863	863
B	Florida Water Works Total			2	-	03/05/15	08/07/15	Aug-18	25,000	44,959	23,537	49,496	25,959			5,400			863	863
B	Flowers by Bernard	N	Flowers by Bernard	3	-	03/08/16	08/09/16	Apr-17	170,000	236,300	167,033	238,050	71,017			1,750				

Securities and Exchange Commission, Plaintiff,
 v.
 Complete Business Solutions Group, Inc. d/b/a Par Funding et al., Defendants.
 CASE NO. 9:20-cv-81205
 UNITED STATES DISTRICT COURT
 SOUTHERN DISTRICT OF FLORIDA

Category B - Detail of CBSG MCA Suites Activity for the period from 2012 through July 27, 2020

Source: MCA Suites

Category (Note 1)	Merchant Grouping (Note 11)	Funded After 01/01/20	Merchant Name (Note 8)	Total # of Deals (Note 2)	Deals with Reload (Note 3)	First Funding Date (Note 12)	Last Funding Date (Note 12)	Month of Last Payment (Note 13)	Total Advances and Repayments			Cash Advances and Repayments per MCA Suites			Transactional Data per MCA Suites			A/R Balance		
									A	B	C	D	E = D-C	F	G	H	I	J	K	L = J+K
									Advance Amount (Note 4)	Payback (Note 5)	Net Cash Advanced (Note 6)	Total Cash Repayments (Note 7)	Net Cash Surplus (Deficit)	Total Reload (Note 9)	Total Write-off (Note 8)	Total Fee (Note 8)	Total Collections 06/2020-07/27/2020 (Note 7)	Active A/R	Default A/R	Total A/R
B	Flowers by Bernard Total			3	-	03/08/16	08/09/16	Apr-17	170,000	236,300	167,033	238,050	71,017			1,750		-		-
B	Flow Running (Inversiones 0410 CA)	N	Flow Running (Inversiones 0410 CA)	1	-	09/28/18	09/28/18	Feb-19	6,000	8,400	6,000	8,400	2,400					-		-
B	Flow Running (Inversiones 0410 CA) Total			1	-	09/28/18	09/28/18	Feb-19	6,000	8,400	6,000	8,400	2,400					-		-
B	Dynamic Innovations	N	Dynamic Innovations	4	-	12/13/19	12/27/19	Mar-20	41,256	53,495	39,221	44,225	5,004			600			9,870	9,870
B	Dynamic Innovations	Y	Dynamic innovations	7	-	01/03/20	02/07/20	Mar-20	62,511	81,190	62,476	9,919	(52,557)			1,200			72,471	72,471
B	Dynamic Innovations Total			11	-	12/13/19	02/07/20	Mar-20	103,767	134,685	101,697	54,144	(47,553)			1,800			82,341	82,341
B	Escobars Auto Service	N	Escobars Auto Service	2	-	11/17/17	04/05/18	Jun-18	16,000	22,720	15,000	18,034	3,034			300			4,986	4,986
B	Escobars Auto Service Total			2	-	11/17/17	04/05/18	Jun-18	16,000	22,720	15,000	18,034	3,034			300			4,986	4,986
B	Ehlen Properties	N	Ehlen Properties	2	-	10/23/19	10/23/19	Feb-20	23,018	28,874	22,483	28,874	6,391						-	-
B	Ehlen Properties	Y	Ehlen Properties	1	-	02/13/20	02/13/20	May-20	15,000	19,000	15,000	19,000	3,675			75			-	-
B	Ehlen Properties Total			3	-	10/23/19	02/13/20	May-20	38,018	47,874	37,483	47,874	10,066			75			-	-
B	Energi Life	N	Energi Life	1	-	12/17/19	12/17/19	Mar-20	35,000	42,700	34,965	42,700	7,735						-	-
B	Energi Life Total			1	-	12/17/19	12/17/19	Mar-20	35,000	42,700	34,965	42,700	7,735						-	-
B	Fly High	N	Fly High	18	-	03/07/19	08/05/19	Oct-19	99,826	135,165	98,341	92,449	(5,892)			5,600			48,316	48,316
B	Fly High Total			18	-	03/07/19	08/05/19	Oct-19	99,826	135,165	98,341	92,449	(5,892)			5,600			48,316	48,316
B	Glenns Painting	N	Glenns Painting	2	-	09/26/18	01/02/19	Mar-19	14,000	19,160	13,765	19,160	5,395						-	-
B	Glenns Painting Total			2	-	09/26/18	01/02/19	Mar-19	14,000	19,160	13,765	19,160	5,395						-	-
B	Eikon International	N	Eikon International	6	-	01/31/19	02/28/19	Nov-19	55,624	75,673	54,789	45,421	(9,367)			900			31,152	31,152
B	Eikon International Total			6	-	01/31/19	02/28/19	Nov-19	55,624	75,673	54,789	45,421	(9,367)			900			31,152	31,152
B	Gods Creation Taxidermy Studio	N	Gods Creation Taxidermy Studio	11	-	06/15/18	08/17/18	Oct-19	15,764	23,180	15,764	18,496	2,732			475			5,159	5,159
B	Gods Creation Taxidermy Studio Total			11	-	06/15/18	08/17/18	Oct-19	15,764	23,180	15,764	18,496	2,732			475			5,159	5,159
B	FNH Carpentry	N	FNH Carpentry	6	-	11/15/17	12/20/17	Sep-19	146,390	219,585	145,395	158,466	13,071			825			61,944	61,944
B	FNH Carpentry Total			6	-	11/15/17	12/20/17	Sep-19	146,390	219,585	145,395	158,466	13,071			825			61,944	61,944
B	Eloise Marie Palmisano	N	Eloise Marie Palmisano	1	-	09/23/19	09/23/19	Jan-20	7,500	10,575	7,275	10,800	3,525			225			-	-
B	Eloise Marie Palmisano	Y	Eloise Marie Palmisano	1	-	01/17/20	01/17/20	Jun-20	10,000	14,100	9,700	14,325	4,625			225	2,125		-	-
B	Eloise Marie Palmisano Total			2	-	09/23/19	01/17/20	Jun-20	17,500	24,675	16,975	25,125	8,150			450	2,125		-	-
B	EL Blake Inc	N	EL Blake Inc	9	-	10/21/19	12/03/19	Feb-20	77,368	103,127	75,333	103,127	27,794						-	-
B	EL Blake Inc	Y	EL Blake Inc	1	-	02/19/20	02/19/20	Mar-20	7,955	10,739	5,960	5,960	(0)		4,779				-	-
B	EL Blake Inc Total			10	-	10/21/19	02/19/20	Mar-20	85,323	113,866	81,293	109,087	27,794		4,779				-	-
B	Grimaldis Pizza	N	Grimaldis Pizza	4	-	01/09/18	01/30/18	Aug-19	60,474	90,711	59,479	80,117	20,638			300			10,894	10,894
B	Grimaldis Pizza Total			4	-	01/09/18	01/30/18	Aug-19	60,474	90,711	59,479	80,117	20,638			300			10,894	10,894
B	Forekids	N	Forekids	1	-	06/14/16	06/14/16	Nov-16	50,000	70,000	48,832	37,561	(11,271)			725			33,164	33,164
B	Forekids Total			1	-	06/14/16	06/14/16	Nov-16	50,000	70,000	48,832	37,561	(11,271)			725			33,164	33,164
B	Douglas Chancellor Meyer	N	Douglas Chancellor Meyer	2	-	01/28/19	03/29/19	Aug-19	32,000	42,800	30,965	42,800	11,835						-	-
B	Douglas Chancellor Meyer Total			2	-	01/28/19	03/29/19	Aug-19	32,000	42,800	30,965	42,800	11,835						-	-
B	Enhale Vapes	N	Enhale Vapes	2	-	09/26/19	09/26/19	Jun-20	20,000	26,850	19,515	26,850	7,335				717		-	-
B	Enhale Vapes Total			2	-	09/26/19	09/26/19	Jun-20	20,000	26,850	19,515	26,850	7,335				717		-	-
B	First Lone Star	N	First Lone Star	3	-	06/17/19	07/01/19	Oct-19	20,652	27,881	20,452	10,212	(10,240)			600			18,269	18,269
B	First Lone Star Total			3	-	06/17/19	07/01/19	Oct-19	20,652	27,881	20,452	10,212	(10,240)			600			18,269	18,269
B	Forsythe Home Maintenance and Repair	N	Forsythe Home Maintenance and Repair	9	-	09/19/18	11/07/18	Nov-18	76,189	106,424	76,154	53,059	(23,095)			4,125			57,490	57,490
B	Forsythe Home Maintenance and Repair Total			9	-	09/19/18	11/07/18	Nov-18	76,189	106,424	76,154	53,059	(23,095)			4,125			57,490	57,490
B	Duran Automotive	N	Duran Automotive	11	-	04/11/19	06/20/19	Aug-19	14,095	19,733	13,795	11,060	(2,735)			300			8,973	8,973
B	Duran Automotive Total			11	-	04/11/19	06/20/19	Aug-19	14,095	19,733	13,795	11,060	(2,735)			300			8,973	8,973
B	Foundation Ambulance	N	Foundation Ambulance	7	-	09/09/19	10/21/19	Oct-19	235,958	318,544	232,958	159,718	(73,241)			175			159,001	159,001
B	Foundation Ambulance Total			7	-	09/09/19	10/21/19	Oct-19	235,958	318,544	232,958	159,718	(73,241)			175			159,001	159,001
B	Glass Contractors	N	Glass Contractors	20	-	04/10/19	08/21/19	Nov-19	153,711	215,195	151,611	220,195	68,584			5,000			-	-
B	Glass Contractors Total			20	-	04/10/19	08/21/19	Nov-19	153,711	215,195	151,611	220,195	68,584			5,000			-	-
B	El Bouza	N	El Bouza	3	-	11/23/18	11/30/18	Dec-18	38,024	50,693	35,689	11,790	(23,899)			550			39,354	39,354
B	El Bouza Total			3	-	11/23/18	11/30/18	Dec-18	38,024	50,693	35,689	11,790	(23,899)			550			39,354	39,354
B	Global Auto Trading	N	Global Auto Trading	11	-	07/18/19	10/01/19	Jan-20	40,750	55,013	40,100	27,241	(12,859)			1,800			29,571	29,571
B	Global Auto Trading Total			11	-	07/18/19	10/01/19	Jan-20	40,750	55,013	40,100	27,241	(12,859)			1,800			29,571	29,571

Securities and Exchange Commission, Plaintiff,
 v.
 Complete Business Solutions Group, Inc. d/b/a Par Funding et al., Defendants.
 CASE NO. 9:20-cv-81205
 UNITED STATES DISTRICT COURT
 SOUTHERN DISTRICT OF FLORIDA

Category B - Detail of CBSG MCA Suites Activity for the period from 2012 through July 27, 2020

Source: MCA Suites

Category (Note 1)	Merchant Grouping (Note 11)	Funded After 01/01/20	Merchant Name (Note 8)	Total # of Deals (Note 2)	Deals with Reload (Note 3)	First Funding Date (Note 12)	Last Funding Date (Note 12)	Month of Last Payment (Note 13)	Total Advances and Repayments			Cash Advances and Repayments per MCA Suites			Transactional Data per MCA Suites			A/R Balance		
									A	B	C	D	E = D-C	F	G	H	I	J	K	L = J+K
									Advance Amount (Note 4)	Payback (Note 5)	Net Cash Advanced (Note 6)	Total Cash Repayments (Note 7)	Net Cash Surplus (Deficit)	Total Reload (Note 9)	Total Write-off (Note 8)	Total Fee (Note 8)	Total Collections 06/2020-07/27/2020 (Note 7)	Active A/R	Default A/R	Total A/R
B	EVI International Group	N	EVI International Group	24	-	10/09/18	03/05/19	Jul-20	380,000	523,900	379,965	342,826	(37,139)			675	9,000	-	181,749	181,749
B	EVI International Group Total			24	-	10/09/18	03/05/19	Jul-20	380,000	523,900	379,965	342,826	(37,139)			675	9,000	-	181,749	181,749
B	Edison Depot	N	Edison Depot	3	-	04/09/19	08/29/19	Nov-19	20,600	26,324	20,350	26,324	5,974							
B	Edison Depot Total			3	-	04/09/19	08/29/19	Nov-19	20,600	26,324	20,350	26,324	5,974							
B	Francis International	N	Francis International	15	-	05/07/18	08/14/18	Jan-19	99,285	148,928	98,290	113,722	15,432			5,000			40,206	40,206
B	Francis International Total			15	-	05/07/18	08/14/18	Jan-19	99,285	148,928	98,290	113,722	15,432			5,000			40,206	40,206
B	Fantastic Kids Corp	N	Fantastic Kids Corp	1	-	12/31/19	12/31/19	Jan-20	21,231	28,662	19,731	30,011	10,280			150			(1,199)	(1,199)
B	Fantastic Kids Corp	Y	Fantastic Kids Corp	1	-	01/07/20	01/07/20	May-20	19,887	26,848	19,887	10,942	(8,945)		15,307	600			1,199	1,199
B	Fantastic Kids Corp Total			2	-	12/31/19	01/07/20	May-20	41,118	55,510	39,618	40,953	1,335		15,307	750			(0)	(0)
B	Dubai International	N	Dubai International	9	-	01/04/18	03/23/18	Aug-18	20,320	30,480	19,325	25,646	6,321			1,200			6,034	6,034
B	Dubai International Total			9	-	01/04/18	03/23/18	Aug-18	20,320	30,480	19,325	25,646	6,321			1,200			6,034	6,034
B	Elite Heating and Cooling	N	Elite Heating and Cooling	7	-	09/30/19	12/31/19	Mar-20	33,438	45,144	32,048	44,800	12,753			1,625			1,969	1,969
B	Elite Heating and Cooling	Y	Elite Heating and Cooling	7	-	01/08/20	02/12/20	Mar-20	18,341	25,310	18,341	860	(17,481)			500			24,950	24,950
B	Elite Heating and Cooling Total			14	-	09/30/19	02/12/20	Mar-20	51,778	70,454	50,388	45,660	(4,728)			2,125			26,919	26,919
B	Erickson Enterprises	N	Erickson Enterprises	11	-	08/17/17	10/26/17	Dec-17	30,138	45,208	28,732	16,158	(12,574)			17,034			46,084	46,084
B	Erickson Enterprises Total			11	-	08/17/17	10/26/17	Dec-17	30,138	45,208	28,732	16,158	(12,574)			17,034			46,084	46,084
B	EBCF Enterprises	Y	EBCF Enterprises	2	-	02/11/20	02/18/20	Mar-20	49,640	67,014	47,140	27,302	(19,838)			575			40,287	40,287
B	EBCF Enterprises Total			2	-	02/11/20	02/18/20	Mar-20	49,640	67,014	47,140	27,302	(19,838)			575			40,287	40,287
B	Franken Frames	N	Franken Frames	16	-	09/21/17	01/04/18	Jan-18	84,333	126,499	83,338	56,757	(26,581)			200			69,943	69,943
B	Franken Frames Total			16	-	09/21/17	01/04/18	Jan-18	84,333	126,499	83,338	56,757	(26,581)			200			69,943	69,943
B	Emaan Middle East	N	Emaan Middle East	6	-	08/14/18	09/11/18	Sep-18	93,979	129,850	93,944	54,499	(39,445)			4,025			79,376	79,376
B	Emaan Middle East Total			6	-	08/14/18	09/11/18	Sep-18	93,979	129,850	93,944	54,499	(39,445)			4,025			79,376	79,376
B	Frederick Eck	N	Bonita Dental Care	15	-	08/22/19	09/16/19	Oct-19	141,473	190,989	141,193	91,628	(49,565)			1,050			100,411	100,411
B	Frederick Eck	N	Marco Dental Care	22	-	08/22/19	09/24/19	Sep-19	99,599	134,459	99,469	79,227	(20,243)			300			55,532	55,532
B	Frederick Eck Total			37	-	08/22/19	09/24/19	Sep-19	241,072	325,448	240,662	170,854	(69,808)			1,350			155,943	155,943
B	Gulf Coast Audio Video	N	Gulf Coast Audio Video	3	-	09/24/18	10/05/18	Oct-18	18,177	25,448	18,177	8,967	(9,210)			1,993			18,474	18,474
B	Gulf Coast Audio Video Total			3	-	09/24/18	10/05/18	Oct-18	18,177	25,448	18,177	8,967	(9,210)			1,993			18,474	18,474
B	Freedom Direct	N	Freedom Direct	6	-	05/02/18	08/22/18	Jul-20	49,604	71,325	49,054	39,570	(9,483)			275	483		32,030	32,030
B	Freedom Direct Total			6	-	05/02/18	08/22/18	Jul-20	49,604	71,325	49,054	39,570	(9,483)			275	483		32,030	32,030
B	H&H Supply	N	H&H Supply	4	-	03/23/15	12/03/15	May-16	365,000	506,000	361,296	305,994	(55,302)			5,275			205,281	205,281
B	H&H Supply Total			4	-	03/23/15	12/03/15	May-16	365,000	506,000	361,296	305,994	(55,302)			5,275			205,281	205,281
B	Doras Guest House	N	Doras Guest House	19	-	04/19/19	08/21/19	Aug-19	36,000	49,680	35,800	49,680	13,880						-	-
B	Doras Guest House Total			19	-	04/19/19	08/21/19	Aug-19	36,000	49,680	35,800	49,680	13,880						-	-
B	Hamilton Law Association	N	Hamilton Law Association	2	-	12/07/17	12/14/17	Jan-18	45,710	68,565	44,715	6,884	(37,831)			300			61,981	61,981
B	Hamilton Law Association Total			2	-	12/07/17	12/14/17	Jan-18	45,710	68,565	44,715	6,884	(37,831)			300			61,981	61,981
B	Fresh Flower	N	Fresh Flower	2	-	05/21/18	06/07/18	Aug-18	19,000	26,250	18,910	14,292	(4,618)			4,879			16,837	16,837
B	Fresh Flower Total			2	-	05/21/18	06/07/18	Aug-18	19,000	26,250	18,910	14,292	(4,618)			4,879			16,837	16,837
B	Happy Feet Home Services	N	Happy Feet Home Services	2	-	06/04/19	08/14/19	Feb-20	10,000	13,150	9,815	11,870	2,055			300			1,580	1,580
B	Happy Feet Home Services Total			2	-	06/04/19	08/14/19	Feb-20	10,000	13,150	9,815	11,870	2,055			300			1,580	1,580
B	Exceler Corp	N	Exceler Corp	1	-	05/15/19	05/15/19	Aug-19	8,000	9,920	7,965	2,698	(5,267)			400			7,622	7,622
B	Exceler Corp	Y	Sanchez D and S LLC	5	-	02/12/20	03/11/20	Mar-20	14,147	19,098	13,747	8,715	(5,032)			450			10,834	10,834
B	Exceler Corp Total			6	-	05/15/19	03/11/20	Mar-20	22,147	29,018	21,712	11,413	(10,299)			850			18,455	18,455
B	Financial Visions West	N	Financial Visions West	5	-	06/27/17	08/22/17	Jul-18	1,750,000	2,537,500	1,729,264	1,177,200	(552,064)			1,100			1,361,400	1,361,400
B	Financial Visions West Total			5	-	06/27/17	08/22/17	Jul-18	1,750,000	2,537,500	1,729,264	1,177,200	(552,064)			1,100			1,361,400	1,361,400
B	Exclusive Motorwerks	N	Exclusive Motorwerks	5	-	01/23/17	02/17/17	Mar-17	37,127	51,978	36,132	15,059	(21,073)			475			37,394	37,394
B	Exclusive Motorwerks Total			5	-	01/23/17	02/17/17	Mar-17	37,127	51,978	36,132	15,059	(21,073)			475			37,394	37,394
B	Florida Keys Vacations	N	Florida Keys Vacations	4	-	09/27/18	10/11/18	Oct-18	39,577	53,867	39,577	65,526	25,950			11,659			-	-
B	Florida Keys Vacations Total			4	-	09/27/18	10/11/18	Oct-18	39,577	53,867	39,577	65,526	25,950			11,659			-	-
B	FS Concrete	N	FS Concrete	3	-	02/13/18	09/18/18	Dec-18	35,000	46,450	33,931	46,900	12,969			450			-	-
B	FS Concrete Total			3	-	02/13/18	09/18/18	Dec-18	35,000	46,450	33,931	46,900	12,969			450			-	-

Securities and Exchange Commission, Plaintiff,
 v.
 Complete Business Solutions Group, Inc. d/b/a Par Funding et al., Defendants.
 CASE NO. 9:20-cv-81205
 UNITED STATES DISTRICT COURT
 SOUTHERN DISTRICT OF FLORIDA

Category B - Detail of CBSG MCA Suites Activity for the period from 2012 through July 27, 2020

Source: MCA Suites

Category (Note 1)	Merchant Grouping (Note 11)	Funded After 01/01/20	Merchant Name (Note 8)	Total # of Deals (Note 2)	Deals with Reload (Note 3)	First Funding Date (Note 12)	Last Funding Date (Note 12)	Month of Last Payment (Note 13)	Total Advances and Repayments			Cash Advances and Repayments per MCA Suites			Transactional Data per MCA Suites			A/R Balance		
									Advance Amount (Note 4)	Payback (Note 5)	Net Cash Advanced (Note 6)	Total Cash Repayments (Note 7)	Net Cash Surplus (Deficit)	Total Reload (Note 9)	Total Write-off (Note 8)	Total Fee (Note 8)	Total Collections 06/2020-07/27/2020 (Note 7)	Active A/R	Default A/R	Total A/R
B	Encounter Medical Associates	N	Encounter Medical Associates	9	-	10/03/18	11/21/18	Dec-18	111,320	153,648	111,285	72,391	(38,894)			4,275			85,532	85,532
B	Encounter Medical Associates Total			9	-	10/03/18	11/21/18	Dec-18	111,320	153,648	111,285	72,391	(38,894)			4,275			85,532	85,532
B	FTS Group	N	FTS Group	3	-	01/04/18	01/18/18	May-18	38,657	57,985	37,662	24,127	(13,535)			1,650			35,508	35,508
B	FTS Group Total			3	-	01/04/18	01/18/18	May-18	38,657	57,985	37,662	24,127	(13,535)			1,650			35,508	35,508
B	Gina Enterprise	N	Gina Enterprise	4	-	08/14/17	09/01/17	Apr-19	69,670	104,505	67,611	44,271	(23,340)			525			60,759	60,759
B	Gina Enterprise Total			4	-	08/14/17	09/01/17	Apr-19	69,670	104,505	67,611	44,271	(23,340)			525			60,759	60,759
B	Fulford Home Health	N	Fulford Home Health	2	-	09/15/17	01/12/18	Feb-18	30,000	42,720	28,900	42,720	13,820						-	-
B	Fulford Home Health Total			2	-	09/15/17	01/12/18	Feb-18	30,000	42,720	28,900	42,720	13,820						-	-
B	Glenns Cleaning Services	Y	Glenns Cleaning Services	5	-	01/30/20	02/20/20	Apr-20	72,267	95,160	70,237	32,611	(37,626)			300			62,850	62,850
B	Glenns Cleaning Services Total			5	-	01/30/20	02/20/20	Apr-20	72,267	95,160	70,237	32,611	(37,626)			300			62,850	62,850
B	Executive Capital Asset Corp	N	Executive Capital Asset Corp	7	-	04/26/19	06/07/19	Jun-19	22,758	31,862	22,383	12,090	(10,294)			3,025			22,797	22,797
B	Executive Capital Asset Corp Total			7	-	04/26/19	06/07/19	Jun-19	22,758	31,862	22,383	12,090	(10,294)			3,025			22,797	22,797
B	Glenview Healthcare Facility	N	Glenview Healthcare Facility	16	-	03/22/19	07/05/19	Jul-20	332,362	465,307	328,162	250,295	(77,867)			250	4,060		215,262	215,262
B	Glenview Healthcare Facility Total			16	-	03/22/19	07/05/19	Jul-20	332,362	465,307	328,162	250,295	(77,867)			250	4,060		215,262	215,262
B	Fusion Wireless	N	Fusion Wireless	2	-	04/14/15	09/15/15	Apr-16	76,000	107,998	75,000	107,998	32,998						-	-
B	Fusion Wireless Total			2	-	04/14/15	09/15/15	Apr-16	76,000	107,998	75,000	107,998	32,998						-	-
B	Gmb Lighting	N	Gmb Lighting	9	-	11/30/17	02/01/18	Feb-18	121,008	181,512	120,013	64,499	(55,514)			550			117,563	117,563
B	Gmb Lighting Total			9	-	11/30/17	02/01/18	Feb-18	121,008	181,512	120,013	64,499	(55,514)			550			117,563	117,563
B	Future Stars Academy	Y	Future Stars Academy	2	-	02/03/20	02/10/20	Feb-20	11,614	15,679	10,864	1,938	(8,926)			400			14,141	14,141
B	Future Stars Academy Total			2	-	02/03/20	02/10/20	Feb-20	11,614	15,679	10,864	1,938	(8,926)			400			14,141	14,141
B	Fanacom	N	Fanacom	12	-	01/10/18	03/28/18	Dec-19	41,123	61,684	40,128	36,275	(3,853)			2,250			27,659	27,659
B	Fanacom Total			12	-	01/10/18	03/28/18	Dec-19	41,123	61,684	40,128	36,275	(3,853)			2,250			27,659	27,659
B	Executive Non Emergency Transportation	N	Executive Non Emergency Transportation	15	-	12/26/17	04/10/18	May-20	297,200	445,800	296,205	211,498	(84,707)			750			235,052	235,052
B	Executive Non Emergency Transportation Total			15	-	12/26/17	04/10/18	May-20	297,200	445,800	296,205	211,498	(84,707)			750			235,052	235,052
B	God Willing Investment	N	God Willing Investment	2	-	05/02/19	07/17/19	Oct-19	13,000	18,310	12,610	16,710	4,100		1,600				-	-
B	God Willing Investment Total			2	-	05/02/19	07/17/19	Oct-19	13,000	18,310	12,610	16,710	4,100		1,600				-	-
B	Henric Mac Corporation	N	Henric Mac Corporation	3	-	06/28/17	09/01/17	Feb-18	30,000	42,000	29,300	42,000	12,700						-	-
B	Henric Mac Corporation Total			3	-	06/28/17	09/01/17	Feb-18	30,000	42,000	29,300	42,000	12,700						-	-
B	Gold Star Transport	N	Gold Star Transport	8	-	08/09/18	09/20/18	Oct-18	70,163	99,136	69,133	27,820	(41,312)			8,050			79,366	79,366
B	Gold Star Transport Total			8	-	08/09/18	09/20/18	Oct-18	70,163	99,136	69,133	27,820	(41,312)			8,050			79,366	79,366
B	Galiano Construction	N	Galiano Construction	2	-	09/07/18	09/07/18	Feb-19	25,000	32,500	23,966	33,250	9,284			750			-	-
B	Galiano Construction Total			2	-	09/07/18	09/07/18	Feb-19	25,000	32,500	23,966	33,250	9,284			750			-	-
B	Golden Diamond International	N	Golden Diamond International	1	-	10/12/16	10/12/16	Mar-17	200,000	290,000	196,132	111,497	(84,635)			1,175			179,678	179,678
B	Golden Diamond International Total			1	-	10/12/16	10/12/16	Mar-17	200,000	290,000	196,132	111,497	(84,635)			1,175			179,678	179,678
B	Goodwin Bros Maintenance And Construction	N	Goodwin Bros Maintenance And Construction	11	-	10/31/17	04/16/19	Jun-20	38,296	55,707	37,301	42,063	4,763		14,144	500	3,000		-	-
B	Goodwin Bros Maintenance And Construction Total			11	-	10/31/17	04/16/19	Jun-20	38,296	55,707	37,301	42,063	4,763		14,144	500	3,000		-	-
B	Gordon Land and Timber	N	Gordon Land and Timber	3	-	12/11/19	12/26/19	Dec-19	64,188	86,654	62,188	15,740	(46,448)			300			71,214	71,214
B	Gordon Land and Timber Total			3	-	12/11/19	12/26/19	Dec-19	64,188	86,654	62,188	15,740	(46,448)			300			71,214	71,214
B	GPKLR Corp	Y	GPKLR Corp	5	-	02/12/20	03/04/20	Mar-20	9,022	11,700	9,022	4,054	(4,968)			300			7,946	7,946
B	GPKLR Corp Total			5	-	02/12/20	03/04/20	Mar-20	9,022	11,700	9,022	4,054	(4,968)			300			7,946	7,946
B	Game Over Towing and Recovery	N	Game Over Towing and Recovery	6	-	05/03/19	05/28/19	Dec-19	27,249	31,530	13,816	7,971	(5,844)		13,249	300			10,610	10,610
B	Game Over Towing and Recovery Total			6	-	05/03/19	05/28/19	Dec-19	27,249	31,530	13,816	7,971	(5,844)		13,249	300			10,610	10,610
B	Elias Heating And Cooling	N	Elias Heating And Cooling	11	-	12/08/17	02/09/18	Jan-19	109,521	163,682	108,526	127,421	18,895			8,975			45,236	45,236
B	Elias Heating And Cooling Total			11	-	12/08/17	02/09/18	Jan-19	109,521	163,682	108,526	127,421	18,895			8,975			45,236	45,236

Securities and Exchange Commission, Plaintiff,
 v.
 Complete Business Solutions Group, Inc. d/b/a Par Funding et al., Defendants.
 CASE NO. 9:20-cv-81205
 UNITED STATES DISTRICT COURT
 SOUTHERN DISTRICT OF FLORIDA

Category B - Detail of CBSG MCA Suites Activity for the period from 2012 through July 27, 2020

Source: MCA Suites

Category (Note 1)	Merchant Grouping (Note 11)	Funded After 01/01/20	Merchant Name (Note 8)	Total # of Deals (Note 2)	Deals with Reload (Note 3)	First Funding Date (Note 12)	Last Funding Date (Note 12)	Month of Last Payment (Note 13)	Total Advances and Repayments			Cash Advances and Repayments per MCA Suites			Transactional Data per MCA Suites			A/R Balance		
									A	B	C	D	E = D-C	F	G	H	I	J	K	L = J+K
									Advance Amount (Note 4)	Payback (Note 5)	Net Cash Advanced (Note 6)	Total Cash Repayments (Note 7)	Net Cash Surplus (Deficit)	Total Reload (Note 9)	Total Write-off (Note 8)	Total Fee (Note 8)	Total Collections 06/2020-07/27/2020 (Note 7)	Active A/R	Default A/R	Total A/R
B	Ecological Pest Control	N	Ecological Pest Control	2	-	05/01/17	05/31/17	Aug-17	17,000	23,720	16,300	23,720	7,420					-		-
B	Ecological Pest Control Total			2	-	05/01/17	05/31/17	Aug-17	17,000	23,720	16,300	23,720	7,420					-		-
B	Dr Tanya Wilson	N	Dr Tanya Wilson	16	-	05/02/19	08/08/19	Oct-19	52,721	74,441	52,576	74,741	22,165		300			-		-
B	Dr Tanya Wilson Total			16	-	05/02/19	08/08/19	Oct-19	52,721	74,441	52,576	74,741	22,165		300			-		-
B	Garcia Brothers Auto Repair Corp	N	Garcia Brothers Auto Repair Corp	5	-	12/02/19	12/30/19	Jan-20	14,458	19,519	14,058	10,764	(3,294)		600				9,355	9,355
B	Garcia Brothers Auto Repair Corp	Y	Garcia Brothers Auto Repair Corp	3	-	01/06/20	01/21/20	Jan-00	3,875	5,231	3,875		(3,875)						5,231	5,231
B	Garcia Brothers Auto Repair Corp Total			8	-	12/02/19	01/21/20	Jan-20	18,333	24,750	17,933	10,764	(7,169)		600				14,586	14,586
B	Green Form Construction	N	Green Form Construction	26	-	07/07/17	01/05/18	Dec-19	1,464,555	2,074,861	1,460,397	971,058	(489,339)		11,875				1,115,678	1,115,678
B	Green Form Construction Total			26	-	07/07/17	01/05/18	Dec-19	1,464,555	2,074,861	1,460,397	971,058	(489,339)		11,875				1,115,678	1,115,678
B	Garrison Music Company	N	Garrison Music Company	7	-	08/05/19	09/16/19	Jan-20	46,166	62,324	45,971	53,190	7,219		2,425				11,559	11,559
B	Garrison Music Company Total			7	-	08/05/19	09/16/19	Jan-20	46,166	62,324	45,971	53,190	7,219		2,425				11,559	11,559
B	Greenlight Inc	N	Greenlight Inc	2	-	03/12/19	07/16/19	Nov-19	20,000	23,700	20,000	24,775	4,775			1,075			-	-
B	Greenlight Inc Total			2	-	03/12/19	07/16/19	Nov-19	20,000	23,700	20,000	24,775	4,775			1,075			-	-
B	Ez Express Accounting	N	Ez Express Accounting	19	-	02/15/18	06/28/18	May-20	218,000	327,000	217,005	229,179	12,174			5,750			103,571	103,571
B	Ez Express Accounting Total			19	-	02/15/18	06/28/18	May-20	218,000	327,000	217,005	229,179	12,174			5,750			103,571	103,571
B	Durabuilt Storage Barns	N	Durabuilt Storage Barns	6	-	11/14/19	12/12/19	Jan-20	48,054	63,223	47,019	23,653	(23,367)			1,350			40,921	40,921
B	Durabuilt Storage Barns Total			6	-	11/14/19	12/12/19	Jan-20	48,054	63,223	47,019	23,653	(23,367)			1,350			40,921	40,921
B	Factor 88 LLC	N	Factor 88 LLC	2	-	10/20/15	12/28/15	Dec-16	130,000	189,000	130,000	135,900	5,900			75			53,175	53,175
B	Factor 88 LLC Total			2	-	10/20/15	12/28/15	Dec-16	130,000	189,000	130,000	135,900	5,900			75			53,175	53,175
B	Guarantee Plumbing and Air Conditioning	N	Guarantee Plumbing and Air Conditioning	2	-	12/10/19	12/17/19	Jan-20	26,317	36,317	24,817	41,317	16,500			5,000			-	-
B	Guarantee Plumbing and Air Conditioning Total			2	-	12/10/19	12/17/19	Jan-20	26,317	36,317	24,817	41,317	16,500			5,000			-	-
B	Gateway Design and Build (DSS Holdings)	N	Gateway Design and Build (DSS Holdings)	1	-	12/10/19	12/10/19	Mar-20	20,000	24,800	19,965	24,800	4,835						-	-
B	Gateway Design and Build (DSS Holdings)	Y	Gateway Design and Build (DSS Holdings)	1	-	01/09/20	01/09/20	Apr-20	10,000	12,400	9,965	12,400	2,435						-	-
B	Gateway Design and Build (DSS Holdings) Total			2	-	12/10/19	01/09/20	Apr-20	30,000	37,200	29,930	37,200	7,270						-	-
B	FB 13 Catering	N	FB 13 Catering	14	-	08/16/17	11/22/17	Mar-18	249,450	359,448	239,962	134,398	(105,564)			2,625			227,675	227,675
B	FB 13 Catering Total			14	-	08/16/17	11/22/17	Mar-18	249,450	359,448	239,962	134,398	(105,564)			2,625			227,675	227,675
B	Edge Millwork Company	N	Edge Millwork Company	11	-	04/09/19	06/18/19	Jun-20	33,400	46,760	32,800	50,936	18,136		1,224	5,400	1,930		0	0
B	Edge Millwork Company Total			11	-	04/09/19	06/18/19	Jun-20	33,400	46,760	32,800	50,936	18,136		1,224	5,400	1,930		0	0
B	Fenessco	N	Fenessco	4	-	03/22/17	12/22/17	Mar-18	90,000	127,100	87,033	127,250	40,217			150			-	-
B	Fenessco Total			4	-	03/22/17	12/22/17	Mar-18	90,000	127,100	87,033	127,250	40,217			150			-	-
B	GDA	N	GDA	2	-	06/01/12	01/25/13	Oct-14	20,000	26,000	20,000	48,050	28,050			22,600			550	550
B	GDA Total			2	-	06/01/12	01/25/13	Oct-14	20,000	26,000	20,000	48,050	28,050			22,600			550	550
B	Fidelity Home Solutions	N	Fidelity Home Solutions	1	-	09/18/19	09/18/19	Nov-19	12,500	17,375	12,500	15,424	2,924		2,751	800			-	-
B	Fidelity Home Solutions Total			1	-	09/18/19	09/18/19	Nov-19	12,500	17,375	12,500	15,424	2,924		2,751	800			-	-
B	E Hair Import	N	E Hair Import	3	-	02/21/17	08/11/17	Dec-17	160,000	212,000	157,113	212,000	54,887						-	-
B	E Hair Import Total			3	-	02/21/17	08/11/17	Dec-17	160,000	212,000	157,113	212,000	54,887						-	-
B	Haines City Academy	N	Haines City Academy	16	-	09/19/19	12/26/19	Feb-20	53,025	71,034	52,874	77,900	25,026			150			(6,716)	(6,716)
B	Haines City Academy	Y	Haines City Academy	4	-	01/02/20	01/23/20	Jan-00	4,975	6,716	4,975		(4,975)						6,716	6,716
B	Haines City Academy Total			20	-	09/19/19	01/23/20	Feb-20	58,000	77,750	57,849	77,900	20,051			150			-	-
B	Entertainment Marketing Group	N	Entertainment Marketing Group	6	-	10/29/19	11/26/19	Jul-20	32,426	44,245	31,391	28,967	(2,424)		15,953	675	9,952		-	-
B	Entertainment Marketing Group Total			6	-	10/29/19	11/26/19	Jul-20	32,426	44,245	31,391	28,967	(2,424)		15,953	675	9,952		-	-
B	Hammco	N	Hammco	6	-	06/01/17	08/17/17	Aug-17	65,662	89,957	64,579	35,491	(29,088)			70,529			124,995	124,995
B	Hammco Total			6	-	06/01/17	08/17/17	Aug-17	65,662	89,957	64,579	35,491	(29,088)			70,529			124,995	124,995
B	Genesis Academy	N	Genesis Academy	2	-	11/04/16	06/09/17	Sep-17	10,000	14,000	9,500	14,000	4,500						-	-
B	Genesis Academy Total			2	-	11/04/16	06/09/17	Sep-17	10,000	14,000	9,500	14,000	4,500						-	-
B	Hands To Hands	N	Hands To Hands	8	-	05/02/18	06/20/18	Sep-19	17,720	26,580	16,725	25,473	8,748			625			1,732	1,732
B	Hands To Hands Total			8	-	05/02/18	06/20/18	Sep-19	17,720	26,580	16,725	25,473	8,748			625			1,732	1,732
B	GEO Hair Lab	N	GEO Hair Lab	9	-	09/18/19	11/08/19	Dec-19	55,429	74,829	54,429	30,813	(23,616)			975			44,991	44,991

Securities and Exchange Commission, Plaintiff,
 v.
 Complete Business Solutions Group, Inc. d/b/a Par Funding et al., Defendants.
 CASE NO. 9:20-cv-81205
 UNITED STATES DISTRICT COURT
 SOUTHERN DISTRICT OF FLORIDA

Category B - Detail of CBSG MCA Suites Activity for the period from 2012 through July 27, 2020

Source: MCA Suites

Category (Note 1)	Merchant Grouping (Note 11)	Funded After 01/01/20	Merchant Name (Note 8)	Total # of Deals (Note 2)	Deals with Reload (Note 3)	First Funding Date (Note 12)	Last Funding Date (Note 12)	Month of Last Payment (Note 13)	Total Advances and Repayments			Cash Advances and Repayments per MCA Suites			Transactional Data per MCA Suites			A/R Balance		
									A	B	C	D	E = D-C	F	G	H	I	J	K	L = J+K
									Advance Amount (Note 4)	Payback (Note 5)	Net Cash Advanced (Note 6)	Total Cash Repayments (Note 7)	Net Cash Surplus (Deficit)	Total Reload (Note 9)	Total Write-off (Note 8)	Total Fee (Note 8)	Total Collections 06/2020-07/27/2020 (Note 7)	Active A/R	Default A/R	Total A/R
B	GEO Hair Lab Total			9	-	09/18/19	11/08/19	Dec-19	55,429	74,829	54,429	30,813	(23,616)			975			44,991	44,991
B	Happy Pest Control	N	Happy Pest Control	12	-	08/27/19	11/12/19	Nov-19	43,761	59,077	42,762	30,573	(12,188)		6,300				34,803	34,803
B	Happy Pest Control Total			12	-	08/27/19	11/12/19	Nov-19	43,761	59,077	42,762	30,573	(12,188)		6,300				34,803	34,803
B	Hellers Shoes	N	Hellers Shoes	17	-	12/18/17	04/09/18	Jun-18	69,774	104,661	68,779	104,886	36,107		225			-	-	-
B	Hellers Shoes Total			17	-	12/18/17	04/09/18	Jun-18	69,774	104,661	68,779	104,886	36,107		225			-	-	-
B	Hard and Fast Production Services	N	Hard and Fast Production Services	3	-	08/13/19	08/20/19	Oct-19	17,990	22,587	17,835	2,637	(15,198)		1,125				21,074	21,074
B	Hard and Fast Production Services Total			3	-	08/13/19	08/20/19	Oct-19	17,990	22,587	17,835	2,637	(15,198)		1,125				21,074	21,074
B	First Impression Dental Lab	N	First Impression Dental Lab	11	-	04/11/19	06/20/19	Oct-19	36,420	50,988	35,820	26,933	(8,887)		3,075				27,130	27,130
B	First Impression Dental Lab Total			11	-	04/11/19	06/20/19	Oct-19	36,420	50,988	35,820	26,933	(8,887)		3,075				27,130	27,130
B	Harris Group Promotions	N	Harris Group Promotions	2	-	08/30/17	03/08/18	Apr-19	16,000	23,040	15,450	24,175	8,725		1,135			-	-	-
B	Harris Group Promotions Total			2	-	08/30/17	03/08/18	Apr-19	16,000	23,040	15,450	24,175	8,725		1,135			-	-	-
B	Georgias Heavenly Cleaners	N	Georgias Heavenly Cleaners	6	-	07/19/19	08/20/19	Nov-19	7,358	9,659	7,323	6,441	(882)		1,875				5,093	5,093
B	Georgias Heavenly Cleaners Total			6	-	07/19/19	08/20/19	Nov-19	7,358	9,659	7,323	6,441	(882)		1,875				5,093	5,093
B	Empire Construction	N	Empire Construction	9	-	06/08/18	08/27/18	Dec-18	223,223	334,834	222,228	164,577	(57,651)		12,525				182,782	182,782
B	Empire Construction Total			9	-	06/08/18	08/27/18	Dec-18	223,223	334,834	222,228	164,577	(57,651)		12,525				182,782	182,782
B	Elis Flooring	N	Elis Flooring	2	-	12/24/19	12/31/19	Jun-20	18,033	24,344	17,283	44,691	27,408		118	600	21,000		(19,865)	(19,865)
B	Elis Flooring	Y	Elis Flooring	5	-	01/07/20	02/04/20	Jan-20	14,715	19,865	14,715		(14,715)						19,865	19,865
B	Elis Flooring Total			7	-	12/24/19	02/04/20	Jun-20	32,748	44,209	31,998	44,691	12,694		118	600	21,000		0	0
B	Dreamers Home Health Care	N	Dreamers Home Health Care	2	-	12/14/15	01/22/16	Sep-17	37,500	52,500	35,764	44,679	8,915		8,314				16,135	16,135
B	Dreamers Home Health Care Total			2	-	12/14/15	01/22/16	Sep-17	37,500	52,500	35,764	44,679	8,915		8,314				16,135	16,135
B	GIA Electrical	N	GIA Electrical	3	-	02/04/16	09/08/16	Nov-16	70,000	98,000	67,234	73,750	6,516		4,075				28,325	28,325
B	GIA Electrical Total			3	-	02/04/16	09/08/16	Nov-16	70,000	98,000	67,234	73,750	6,516		4,075				28,325	28,325
B	Heart to Heart Catering	N	Heart to Heart Catering	16	-	01/29/19	07/18/19	Oct-19	81,516	110,321	76,791	91,600	14,809		3,405	2,775			18,092	18,092
B	Heart to Heart Catering Total			16	-	01/29/19	07/18/19	Oct-19	81,516	110,321	76,791	91,600	14,809		3,405	2,775			18,092	18,092
B	Edgeplay Holdings	N	Edgeplay Holdings	2	-	12/11/17	12/18/17	Jan-18	11,171	16,756	10,176	5,730	(4,445)		525				11,551	11,551
B	Edgeplay Holdings Total			2	-	12/11/17	12/18/17	Jan-18	11,171	16,756	10,176	5,730	(4,445)		525				11,551	11,551
B	Heckman Homes	N	Heckman Homes	2	-	09/22/17	06/13/18	Dec-18	310,000	429,200	305,664	429,500	123,836		300				-	-
B	Heckman Homes Total			2	-	09/22/17	06/13/18	Dec-18	310,000	429,200	305,664	429,500	123,836		300				-	-
B	Gill and D Contractors	N	Gill and D Contractors	2	-	03/07/17	09/26/17	Feb-18	11,000	15,830	10,300	17,105	6,805		1,275				-	-
B	Gill and D Contractors Total			2	-	03/07/17	09/26/17	Feb-18	11,000	15,830	10,300	17,105	6,805		1,275				-	-
B	Gillaspy Construction	N	Gillaspy Construction	4	-	07/13/17	10/04/17	Apr-18	22,447	32,570	21,102	36,270	15,168		3,700				-	-
B	Gillaspy Construction Total			4	-	07/13/17	10/04/17	Apr-18	22,447	32,570	21,102	36,270	15,168		3,700				-	-
B	Georgia Stoneworks of Atlanta	N	Georgia Stoneworks of Atlanta	3	-	05/14/19	05/28/19	Nov-19	32,065	45,162	31,065	22,253	(8,812)		1,650				24,559	24,559
B	Georgia Stoneworks of Atlanta Total			3	-	05/14/19	05/28/19	Nov-19	32,065	45,162	31,065	22,253	(8,812)		1,650				24,559	24,559
B	Her Automotive	N	Her Automotive	4	-	08/13/19	08/27/19	Sep-19	13,033	17,044	12,498	8,597	(3,901)		2,300				10,748	10,748
B	Her Automotive Total			4	-	08/13/19	08/27/19	Sep-19	13,033	17,044	12,498	8,597	(3,901)		2,300				10,748	10,748
B	Duncan Partners	N	Duncan Partners	2	-	10/03/18	05/15/19	Jun-19	220,000	297,000	216,010	183,025	(32,985)		600				114,575	114,575
B	Duncan Partners Total			2	-	10/03/18	05/15/19	Jun-19	220,000	297,000	216,010	183,025	(32,985)		600				114,575	114,575
B	Gambles Garage	N	Gambles Garage	12	-	07/25/19	10/03/19	Nov-19	20,427	27,026	20,272	15,797	(4,475)		650				11,879	11,879
B	Gambles Garage Total			12	-	07/25/19	10/03/19	Nov-19	20,427	27,026	20,272	15,797	(4,475)		650				11,879	11,879
B	DA Foster Company	N	DA Foster Company	1	-	11/22/19	11/22/19	Jun-20	50,000	62,000	49,965	62,000	12,035			3,067			-	-
B	DA Foster Company Total			1	-	11/22/19	11/22/19	Jun-20	50,000	62,000	49,965	62,000	12,035			3,067			-	-
B	Distinguished Kitchens and Baths	N	Distinguished Kitchens and Baths	24	-	09/20/19	10/25/19	Oct-19	97,566	131,714	96,967	65,857	(31,110)		5,400				71,257	71,257
B	Distinguished Kitchens and Baths Total			24	-	09/20/19	10/25/19	Oct-19	97,566	131,714	96,967	65,857	(31,110)		5,400				71,257	71,257
B	Century Security Deca Program	N	Century Security Deca Program	4	-	08/16/18	12/21/18	Jun-19	90,000	125,100	74,455	110,355	35,900		14,745				-	-
B	Century Security Deca Program Total			4	-	08/16/18	12/21/18	Jun-19	90,000	125,100	74,455	110,355	35,900		14,745				-	-
B	Cking Properties	N	Cking Properties	6	-	11/21/17	12/21/17	Aug-19	44,470	66,705	43,475	50,718	7,243		325				16,312	16,312
B	Cking Properties Total			6	-	11/21/17	12/21/17	Aug-19	44,470	66,705	43,475	50,718	7,243		325				16,312	16,312

Securities and Exchange Commission, Plaintiff,
 v.
 Complete Business Solutions Group, Inc. d/b/a Par Funding et al., Defendants.
 CASE NO. 9:20-cv-81205
 UNITED STATES DISTRICT COURT
 SOUTHERN DISTRICT OF FLORIDA

Category B - Detail of CBSG MCA Suites Activity for the period from 2012 through July 27, 2020

Source: MCA Suites

Category (Note 1)	Merchant Grouping (Note 11)	Funded After 01/01/20	Merchant Name (Note 8)	Total # of Deals (Note 2)	Deals with Reload (Note 3)	First Funding Date (Note 12)	Last Funding Date (Note 12)	Month of Last Payment (Note 13)	Total Advances and Repayments			Cash Advances and Repayments per MCA Suites			Transactional Data per MCA Suites			A/R Balance		
									A	B	C	D	E = D-C	F	G	H	I	J	K	L = J+K
									Advance Amount (Note 4)	Payback (Note 5)	Net Cash Advanced (Note 6)	Total Cash Repayments (Note 7)	Net Cash Surplus (Deficit)	Total Reload (Note 9)	Total Write-off (Note 8)	Total Fee (Note 8)	Total Collections 06/2020-07/27/2020 (Note 7)	Active A/R	Default A/R	Total A/R
B	Cc Watch Repair	N	Cc Watch Repair	2	-	10/11/17	10/19/17	Feb-18	11,510	17,265	10,515	2,206	(8,309)			300			15,359	15,359
B	Cc Watch Repair Total			2	-	10/11/17	10/19/17	Feb-18	11,510	17,265	10,515	2,206	(8,309)			300			15,359	15,359
B	Classical Cooling And Heat	N	Classical Cooling And Heat	6	-	08/31/17	10/05/17	Jul-19	42,450	63,675	41,455	26,375	(15,080)			8,381			45,681	45,681
B	Classical Cooling And Heat Total			6	-	08/31/17	10/05/17	Jul-19	42,450	63,675	41,455	26,375	(15,080)			8,381			45,681	45,681
B	Dar Group	N	Dar Group	2	-	08/14/18	08/14/18	Oct-18	86,575	103,650	86,540	103,650	17,110						-	-
B	Dar Group Total			2	-	08/14/18	08/14/18	Oct-18	86,575	103,650	86,540	103,650	17,110						-	-
B	Climb to Fitness	N	Climb to Fitness	3	-	01/22/16	10/24/16	Feb-17	55,000	78,000	52,962	54,892	1,910			10,575			33,683	33,683
B	Climb to Fitness Total			3	-	01/22/16	10/24/16	Feb-17	55,000	78,000	52,962	54,892	1,910			10,575			33,683	33,683
B	DFS Utilities	N	DFS Utilities	2	-	08/12/19	11/21/19	Mar-20	70,000	85,200	69,930	85,200	15,270						-	-
B	DFS Utilities Total			2	-	08/12/19	11/21/19	Mar-20	70,000	85,200	69,930	85,200	15,270						-	-
B	Brookhurst Rehabilitation and Medic	N	Brookhurst Rehabilitation and Medic	4	-	05/28/19	06/11/19	Aug-19	24,158	30,963	23,758	35,281	11,523			4,318			-	-
B	Brookhurst Rehabilitation and Medic Total			4	-	05/28/19	06/11/19	Aug-19	24,158	30,963	23,758	35,281	11,523			4,318			-	-
B	C and J Solutions	N	C and J Solutions	1	-	12/23/19	12/23/19	Mar-20	8,000	10,720	7,760	10,720	2,960						-	-
B	C and J Solutions Total			1	-	12/23/19	12/23/19	Mar-20	8,000	10,720	7,760	10,720	2,960						-	-
B	Club Caribbean	N	Club Caribbean	2	-	08/09/18	08/09/18	Jun-19	18,000	25,620	17,415	25,995	8,580			375			-	-
B	Club Caribbean Total			2	-	08/09/18	08/09/18	Jun-19	18,000	25,620	17,415	25,995	8,580			375			-	-
B	D and N Security Management Group	N	D and N Security Management Group	7	-	08/05/19	09/16/19	Apr-20	42,394	57,233	42,214	57,783	15,568			550			-	-
B	D and N Security Management Group Total			7	-	08/05/19	09/16/19	Apr-20	42,394	57,233	42,214	57,783	15,568			550			-	-
B	Clutch City	N	Clutch City	12	-	10/04/18	12/13/18	Jan-19	26,120	36,128	26,085	20,532	(5,553)			3,275			18,871	18,871
B	Clutch City Total			12	-	10/04/18	12/13/18	Jan-19	26,120	36,128	26,085	20,532	(5,553)			3,275			18,871	18,871
B	Dani Transport Service	N	Dani Transport Service	14	-	09/18/19	12/17/19	Feb-20	387,155	538,146	386,231	342,623	(43,608)			1,800			197,323	197,323
B	Dani Transport Service Total			14	-	09/18/19	12/17/19	Feb-20	387,155	538,146	386,231	342,623	(43,608)			1,800			197,323	197,323
B	Calculated Risk	N	Calculated Risk	12	-	05/04/18	02/20/19	Jun-19	492,548	726,822	490,558	721,062	230,504		5,760				-	-
B	Calculated Risk Total			12	-	05/04/18	02/20/19	Jun-19	492,548	726,822	490,558	721,062	230,504		5,760				-	-
B	Century Communications	Y	Century Communications	1	-	01/02/20	01/02/20	Jan-20	7,500	9,750	3,977	1,430	(2,547)			400			8,720	8,720
B	Century Communications Total			1	-	01/02/20	01/02/20	Jan-20	7,500	9,750	3,977	1,430	(2,547)			400			8,720	8,720
B	Coast Machining Specialist	N	Coast Machining Specialist	2	-	06/19/19	07/29/19	Nov-19	50,000	61,250	49,930	61,250	11,320						-	-
B	Coast Machining Specialist Total			2	-	06/19/19	07/29/19	Nov-19	50,000	61,250	49,930	61,250	11,320						-	-
B	Degrave Industries	N	Degrave Industries	10	-	12/05/17	02/06/18	Feb-18	121,282	181,923	120,287	75,687	(44,600)			1,275			107,511	107,511
B	Degrave Industries Total			10	-	12/05/17	02/06/18	Feb-18	121,282	181,923	120,287	75,687	(44,600)			1,275			107,511	107,511
B	Brooklyn Comprehensive Care Center	N	Brooklyn Comprehensive Care Center	2	-	01/19/18	01/26/18	Apr-18	14,950	22,425	13,955	22,500	8,545			75			-	-
B	Brooklyn Comprehensive Care Center Total			2	-	01/19/18	01/26/18	Apr-18	14,950	22,425	13,955	22,500	8,545			75			-	-
B	Diecutting Tooling	N	Diecutting Tooling	2	-	08/13/18	08/13/18	Oct-18	13,641	17,778	13,606	18,528	4,922			750			-	-
B	Diecutting Tooling Total			2	-	08/13/18	08/13/18	Oct-18	13,641	17,778	13,606	18,528	4,922			750			-	-
B	Camarato Drug	N	Camarato Drug	2	-	01/02/19	02/15/19	Nov-19	250,000	356,000	244,965	357,950	112,985			1,950			-	-
B	Camarato Drug Total			2	-	01/02/19	02/15/19	Nov-19	250,000	356,000	244,965	357,950	112,985			1,950			-	-
B	DLG Fabrication	N	DLG Fabrication	12	-	08/19/19	08/28/19	Jan-20	56,000	73,950	55,845	70,647	14,802			5,300			8,603	8,603
B	DLG Fabrication Total			12	-	08/19/19	08/28/19	Jan-20	56,000	73,950	55,845	70,647	14,802			5,300			8,603	8,603
B	Camilla Recovery Cottage	N	Camilla Recovery Cottage	22	-	11/14/18	04/10/19	Feb-20	64,350	90,090	63,750	67,052	3,302			525			23,563	23,563
B	Camilla Recovery Cottage Total			22	-	11/14/18	04/10/19	Feb-20	64,350	90,090	63,750	67,052	3,302			525			23,563	23,563
B	Chumley Trucking	N	Chumley Trucking	10	-	10/28/19	12/30/19	Jun-20	76,485	103,254	75,485	111,109	35,624			5,300	30,000	(2,554)	(2,554)	(2,554)
B	Chumley Trucking Total			6	-	01/06/20	02/10/20	Jan-20	22,816	30,802	22,816	(22,816)	(22,816)		28,248		2,554		2,554	2,554
B	Chumley Trucking Total			16	-	10/28/19	02/10/20	Jun-20	99,301	134,056	98,301	111,109	12,808		28,248	5,300	30,000	-	-	-
B	BSU Roofing and Construction	N	BSU Roofing and Construction	3	-	05/22/19	06/05/19	Oct-19	27,165	36,673	26,365	15,812	(10,553)			1,250			22,110	22,110
B	BSU Roofing and Construction Total			3	-	05/22/19	06/05/19	Oct-19	27,165	36,673	26,365	15,812	(10,553)			1,250			22,110	22,110
B	D and D Vinyl Fabricators	N	D and D Vinyl Fabricators	2	-	01/08/19	03/07/19	Jun-19	37,500	50,125	36,715	50,125	13,410						-	-
B	D and D Vinyl Fabricators Total			2	-	01/08/19	03/07/19	Jun-19	37,500	50,125	36,715	50,125	13,410						-	-
B	Cohen Car Sales	N	Cohen Car Sales	2	-	12/18/12	01/18/13	Mar-13	10,000	13,720	10,000	3,560	(6,440)			240			10,400	10,400
B	Cohen Car Sales Total			2	-	12/18/12	01/18/13	Mar-13	10,000	13,720	10,000	3,560	(6,440)			240			10,400	10,400
B	D S Auto Sales	N	D S Auto Sales	12	-	09/26/17	12/08/17	Jan-18	66,928	100,393	65,933	61,816	(4,117)			300			38,877	38,877

Securities and Exchange Commission, Plaintiff,
 v.
 Complete Business Solutions Group, Inc. d/b/a Par Funding et al., Defendants.
 CASE NO. 9:20-cv-81205
 UNITED STATES DISTRICT COURT
 SOUTHERN DISTRICT OF FLORIDA

Category B - Detail of CBSG MCA Suites Activity for the period from 2012 through July 27, 2020

Source: MCA Suites

Category (Note 1)	Merchant Grouping (Note 11)	Funded After 01/01/20	Merchant Name (Note 8)	Total # of Deals (Note 2)	Deals with Reload (Note 3)	First Funding Date (Note 12)	Last Funding Date (Note 12)	Month of Last Payment (Note 13)	Total Advances and Repayments			Cash Advances and Repayments per MCA Suites			Transactional Data per MCA Suites			A/R Balance		
									Advance Amount (Note 4)	Payback (Note 5)	Net Cash Advanced (Note 6)	Total Cash Repayments (Note 7)	Net Cash Surplus (Deficit)	Total Reload (Note 9)	Total Write-off (Note 8)	Total Fee (Note 8)	Total Collections 06/2020-07/27/2020 (Note 7)	Active A/R	Default A/R	Total A/R
B	D S Auto Sales Total			12	-	09/26/17	12/08/17	Jan-18	66,928	100,393	65,933	61,816	(4,117)			300			38,877	38,877
B	Colarusso's Pizza Express	N	Colarusso's Pizza Express	1	-	11/27/19	11/27/19	May-20	20,000	27,000	19,400	27,000	7,600					-	-	
B	Colarusso's Pizza Express	Y	Colarusso's Pizza Express	1	-	01/14/20	01/14/20	Apr-20	15,000	18,600	14,965	18,600	3,635					-	-	
B	Colarusso's Pizza Express Total			2	-	11/27/19	01/14/20	May-20	35,000	45,600	34,365	45,600	11,235					-	-	
B	Centerline Express	N	Centerline Express	3	-	09/22/17	10/20/17	Dec-17	101,955	152,933	100,960	56,386	(44,574)	15,950				112,497	112,497	
B	Centerline Express Total			3	-	09/22/17	10/20/17	Dec-17	101,955	152,933	100,960	56,386	(44,574)	15,950				112,497	112,497	
B	Colonial Heights Dental	N	Colonial Heights Dental	8	-	09/17/18	11/14/18	Dec-18	36,257	51,848	36,257	30,072	(6,185)	2,843				24,618	24,618	
B	Colonial Heights Dental Total			8	-	09/17/18	11/14/18	Dec-18	36,257	51,848	36,257	30,072	(6,185)	2,843				24,618	24,618	
B	Centrolink Transport	N	Centrolink Transport	12	-	05/22/19	07/31/19	Nov-19	64,131	84,077	63,986	57,192	(6,794)	5,300				32,185	32,185	
B	Centrolink Transport Total			12	-	05/22/19	07/31/19	Nov-19	64,131	84,077	63,986	57,192	(6,794)	5,300				32,185	32,185	
B	Combat Sports	N	Combat Sports	2	-	08/05/16	02/03/17	Jul-17	65,000	84,500	63,033	84,500	21,467					-	-	
B	Combat Sports Total			2	-	08/05/16	02/03/17	Jul-17	65,000	84,500	63,033	84,500	21,467					-	-	
B	Dash Windows of Li	N	Dash Windows of Li	11	-	06/17/19	08/19/19	Jun-20	443,211	581,334	438,176	280,183	(157,992)	5,975	83			307,126	307,126	
B	Dash Windows of Li Total			11	-	06/17/19	08/19/19	Jun-20	443,211	581,334	438,176	280,183	(157,992)	5,975	83			307,126	307,126	
B	Buck Hardware and Garden Center	N	Buck Hardware and Garden Center	1	-	10/12/16	10/12/16	Apr-18	75,000	106,500	73,109	64,777	(8,332)	700				42,423	42,423	
B	Buck Hardware and Garden Center Total			1	-	10/12/16	10/12/16	Apr-18	75,000	106,500	73,109	64,777	(8,332)	700				42,423	42,423	
B	Davis Trailer and Truck Equipment	N	Davis Trailer and Truck Equipment	1	-	09/17/19	09/17/19	Mar-20	150,000	208,500	146,005	208,500	62,495					-	-	
B	Davis Trailer and Truck Equipment Total			1	-	09/17/19	09/17/19	Mar-20	150,000	208,500	146,005	208,500	62,495					-	-	
B	Capital Security Academy	N	Capital Security Academy	7	-	11/29/17	01/10/18	Jan-18	22,455	33,683	21,460	11,582	(9,878)	400				22,501	22,501	
B	Capital Security Academy Total			7	-	11/29/17	01/10/18	Jan-18	22,455	33,683	21,460	11,582	(9,878)	400				22,501	22,501	
B	Deal Store	N	Deal Store	2	-	12/04/19	12/04/19	Jan-20	17,564	23,051	15,279	23,451	8,172	400				-	-	
B	Deal Store Total			2	-	12/04/19	12/04/19	Jan-20	17,564	23,051	15,279	23,451	8,172	400				-	-	
B	Capital Stack - Tristate Laboratory	N	Capital Stack - Tristate Laboratory	2	-	03/03/14	05/05/14	Jun-14	4,680	5,945	4,680	5,945	1,265					-	-	
B	Capital Stack - Tristate Laboratory Total			2	-	03/03/14	05/05/14	Jun-14	4,680	5,945	4,680	5,945	1,265					-	-	
B	Cabinets West	N	Cabinets West	18	-	04/01/19	07/22/19	Feb-20	109,085	149,089	108,881	154,389	45,508	5,300				-	-	
B	Cabinets West Total			18	-	04/01/19	07/22/19	Feb-20	109,085	149,089	108,881	154,389	45,508	5,300				-	-	
B	Cardone Agency	Y	Anthony Cardone III (Cardone Agency)	1	-	03/20/20	03/20/20	Apr-20	5,000	7,000	5,000	6,140	1,140	860				-	-	
B	Cardone Agency Total			1	-	03/20/20	03/20/20	Apr-20	5,000	7,000	5,000	6,140	1,140	860				-	-	
B	Diamond Homes	N	Diamond Homes	9	-	08/20/19	10/15/19	Mar-20	69,671	94,056	68,171	94,881	26,710	825				-	-	
B	Diamond Homes Total			9	-	08/20/19	10/15/19	Mar-20	69,671	94,056	68,171	94,881	26,710	825				-	-	
B	Buckeye JJ	N	Buckeye JJ	3	-	11/15/16	12/30/16	Jul-17	64,555	93,877	62,392	95,852	33,460	1,975				-	-	
B	Buckeye JJ Total			3	-	11/15/16	12/30/16	Jul-17	64,555	93,877	62,392	95,852	33,460	1,975				-	-	
B	Disaster Management International Corp	N	Disaster Management International Corp	1	-	11/14/19	11/14/19	Jan-20	15,000	22,800	14,250	22,800	8,550					-	-	
B	Disaster Management International Corp	Y	Disaster Management International Corp	1	-	02/27/20	02/27/20	May-20	20,000	23,800	19,965	23,800	3,835					-	-	
B	Disaster Management International Corp Total			2	-	11/14/19	02/27/20	May-20	35,000	46,600	34,215	46,600	12,385					-	-	
B	Compass Partners	N	Compass Partners	2	-	07/17/13	10/03/13	Jan-14	18,000	23,275	16,402	23,275	6,873					-	-	
B	Compass Partners Total			2	-	07/17/13	10/03/13	Jan-14	18,000	23,275	16,402	23,275	6,873					-	-	
B	Dixie Boys Trucking	N	Dixie Boys Trucking	5	-	01/29/18	02/26/18	Nov-18	55,348	83,022	54,353	72,192	17,839	375				11,205	11,205	
B	Dixie Boys Trucking Total			5	-	01/29/18	02/26/18	Nov-18	55,348	83,022	54,353	72,192	17,839	375				11,205	11,205	
B	Caring Cleaners	N	Caring Cleaners	10	-	05/29/18	08/02/18	Jul-20	34,878	52,316	33,883	38,706	4,824	525	60			14,135	14,135	
B	Caring Cleaners Total			10	-	05/29/18	08/02/18	Jul-20	34,878	52,316	33,883	38,706	4,824	525	60			14,135	14,135	
B	Cheryl Bussey Corp	N	Cheryl Bussey Corp	15	-	11/21/17	02/27/18	Jan-20	72,974	109,461	71,979	101,832	29,853	14,135	6,506			(0)	(0)	
B	Cheryl Bussey Corp Total			15	-	11/21/17	02/27/18	Jan-20	72,974	109,461	71,979	101,832	29,853	14,135	6,506			(0)	(0)	
B	Concept and Tool Gage	N	Concept and Tool Gage	11	-	03/14/19	05/16/19	Mar-20	264,500	328,892	175,245	241,472	66,227	89,220	1,800			-	-	
B	Concept and Tool Gage Total			11	-	03/14/19	05/16/19	Mar-20	264,500	328,892	175,245	241,472	66,227	89,220	1,800			-	-	
B	Dockside Cafe	N	Dockside Cafe	6	-	05/01/18	06/05/18	May-19	64,366	96,548	63,371	42,718	(20,653)	375				54,206	54,206	
B	Dockside Cafe Total			6	-	05/01/18	06/05/18	May-19	64,366	96,548	63,371	42,718	(20,653)	375				54,206	54,206	
B	Bright Cell	N	Bright Cell	21	-	08/17/17	03/06/18	Jul-18	336,366	504,549	333,026	488,794	155,768	61,734	45,980			-	-	
B	Bright Cell Total			21	-	08/17/17	03/06/18	Jul-18	336,366	504,549	333,026	488,794	155,768	61,734	45,980			-	-	

Securities and Exchange Commission, Plaintiff,
 v.
 Complete Business Solutions Group, Inc. d/b/a Par Funding et al., Defendants.
 CASE NO. 9:20-cv-81205
 UNITED STATES DISTRICT COURT
 SOUTHERN DISTRICT OF FLORIDA

Category B - Detail of CBSG MCA Suites Activity for the period from 2012 through July 27, 2020

Source: MCA Suites

Category (Note 1)	Merchant Grouping (Note 11)	Funded After 01/01/20	Merchant Name (Note 8)	Total # of Deals (Note 2)	Deals with Reload (Note 3)	First Funding Date (Note 12)	Last Funding Date (Note 12)	Month of Last Payment (Note 13)	Total Advances and Repayments			Cash Advances and Repayments per MCA Suites			Transactional Data per MCA Suites			A/R Balance			
									A	B	C	D	E = D-C	F	G	H	I	J	K	L = J+K	
									Advance Amount (Note 4)	Payback (Note 5)	Net Cash Advanced (Note 6)	Total Cash Repayments (Note 7)	Net Cash Surplus (Deficit)	Total Reload (Note 9)	Total Write-off (Note 8)	Total Fee (Note 8)	Total Collections 06/2020-07/27/2020 (Note 7)	Active A/R	Default A/R	Total A/R	
B	Custom Designed Graphics	N	Custom Designed Graphics	1	-	12/06/17	12/06/17	Aug-18	10,000	14,000	9,450	14,000	4,550					-		-	
B	Custom Designed Graphics Total			1	-	12/06/17	12/06/17	Aug-18	10,000	14,000	9,450	14,000	4,550					-		-	
B	Concours Auto Spa	N	Concours Auto Spa	4	-	03/06/19	03/27/19	Apr-19	43,070	60,298	41,420	60,298	18,878					-		-	
B	Concours Auto Spa Total			4	-	03/06/19	03/27/19	Apr-19	43,070	60,298	41,420	60,298	18,878					-		-	
B	CZAR Industries	N	CZAR Industries	2	-	11/30/18	12/20/18	Nov-19	30,000	38,800	28,866	29,259	393		2,125				11,666	11,666	
B	CZAR Industries Total			2	-	11/30/18	12/20/18	Nov-19	30,000	38,800	28,866	29,259	393		2,125				11,666	11,666	
B	Concrete Properties	N	Concrete Properties	7	-	08/24/18	10/12/18	Jul-20	57,767	72,209	56,772	54,685	(2,087)		2,674		148		20,197	20,197	
B	Concrete Properties Total			7	-	08/24/18	10/12/18	Jul-20	57,767	72,209	56,772	54,685	(2,087)		2,674		148		20,197	20,197	
B	CCS Rainforest Irrigation	N	CCS Rainforest Irrigation	1	-	05/14/19	05/14/19	Jul-19	9,000	12,600	8,850	6,580	(2,270)		300				6,320	6,320	
B	CCS Rainforest Irrigation Total			1	-	05/14/19	05/14/19	Jul-19	9,000	12,600	8,850	6,580	(2,270)		300				6,320	6,320	
B	Brothers Custom Painting	N	Brothers Custom Painting	9	-	01/19/18	04/02/18	Oct-18	280,511	420,766	279,516	188,060	(91,455)		8,550				241,256	241,256	
B	Brothers Custom Painting Total			9	-	01/19/18	04/02/18	Oct-18	280,511	420,766	279,516	188,060	(91,455)		8,550				241,256	241,256	
B	Choice Pharmacy	N	Choice Pharmacy	2	-	05/01/17	12/29/17	Jun-18	17,000	24,110	16,650	24,110	7,460						-	-	
B	Choice Pharmacy Total			2	-	05/01/17	12/29/17	Jun-18	17,000	24,110	16,650	24,110	7,460						-	-	
B	Connors Auto Repair	N	Connors Auto Repair	5	-	11/03/17	12/01/17	Jul-18	15,892	23,837	14,897	7,860	(7,037)		300				16,277	16,277	
B	Connors Auto Repair Total			5	-	11/03/17	12/01/17	Jul-18	15,892	23,837	14,897	7,860	(7,037)		300				16,277	16,277	
B	Celebrity of Springfield	N	Celebrity of Springfield	2	-	08/15/19	11/27/19	Mar-20	650,000	813,000	634,965	813,000	178,035						-	-	
B	Celebrity of Springfield Total			2	-	08/15/19	11/27/19	Mar-20	650,000	813,000	634,965	813,000	178,035						-	-	
B	Conrad Transport	N	Conrad Transport	7	-	06/24/19	08/05/19	Dec-19	42,488	57,359	42,338	57,659	15,321		300				-	-	
B	Conrad Transport Total			7	-	06/24/19	08/05/19	Dec-19	42,488	57,359	42,338	57,659	15,321		300				-	-	
B	Chris A Hale Co (Henry County Electric)	N	Chris A Hale Co (Henry County Electric)	17	-	04/22/19	08/05/19	Oct-19	321,702	447,383	319,668	266,189	(53,480)		11,450				-	192,645	192,645
B	Chris A Hale Co (Henry County Electric) Total			17	-	04/22/19	08/05/19	Oct-19	321,702	447,383	319,668	266,189	(53,480)		11,450				-	192,645	192,645
B	Constant Media	N	Constant Media	2	-	12/06/19	12/13/19	Jan-20	106,413	143,657	103,413	143,657	40,244						-	-	
B	Constant Media Total			2	-	12/06/19	12/13/19	Jan-20	106,413	143,657	103,413	143,657	40,244						-	-	
B	Burnett General Contracting	N	Burnett General Contracting	2	-	04/01/19	04/01/19	Oct-19	100,000	128,000	100,000	128,000	28,000						-	-	
B	Burnett General Contracting Total			2	-	04/01/19	04/01/19	Oct-19	100,000	128,000	100,000	128,000	28,000						-	-	
B	Cook Law Offices	N	Cook Law Offices	2	-	06/17/19	11/25/19	Mar-20	27,000	37,830	26,190	37,830	11,640						-	-	
B	Cook Law Offices	Y	Cook Law Offices	1	-	01/31/20	01/31/20	Feb-20	7,000	8,680	6,965	8,680	1,715						-	-	
B	Cook Law Offices Total			3	-	06/17/19	01/31/20	Mar-20	34,000	46,510	33,155	46,510	13,355						-	-	
B	Burris Farm Market	N	Burris Farm Market	2	-	05/15/17	08/18/17	Oct-17	85,000	115,000	82,664	65,772	(16,892)		600				49,828	49,828	
B	Burris Farm Market Total			2	-	05/15/17	08/18/17	Oct-17	85,000	115,000	82,664	65,772	(16,892)		600				49,828	49,828	
B	Brothers Discount Market	N	Brothers Discount Market	6	-	02/13/19	03/13/19	Apr-19	26,684	36,257	26,649	14,279	(12,369)		400				22,378	22,378	
B	Brothers Discount Market Total			6	-	02/13/19	03/13/19	Apr-19	26,684	36,257	26,649	14,279	(12,369)		400				22,378	22,378	
B	Dans Mobile V Twin Service	N	Dans Mobile V Twin Service	9	-	10/31/19	12/19/19	Dec-19	72,822	98,972	71,787	44,253	(27,534)		475				55,194	55,194	
B	Dans Mobile V Twin Service Total			9	-	10/31/19	12/19/19	Dec-19	72,822	98,972	71,787	44,253	(27,534)		475				55,194	55,194	
B	Builders Investment Group	N	Builders Investment Group	11	-	08/12/19	10/22/19	Apr-20	78,300	104,055	76,765	97,480	20,715		1,200				7,775	7,775	
B	Builders Investment Group Total			11	-	08/12/19	10/22/19	Apr-20	78,300	104,055	76,765	97,480	20,715		1,200				7,775	7,775	
B	Dark Horse Transport	N	Dark Horse Transport	4	-	11/06/19	11/20/19	Mar-20	86,854	113,953	85,819	41,055	(44,764)		1,075				73,973	73,973	
B	Dark Horse Transport Total			4	-	11/06/19	11/20/19	Mar-20	86,854	113,953	85,819	41,055	(44,764)		1,075				73,973	73,973	
B	Cope Enterprises	N	Cope Enterprises	2	-	06/14/17	08/30/17	Jan-18	19,500	26,940	18,600	26,940	8,340						-	-	
B	Cope Enterprises Total			2	-	06/14/17	08/30/17	Jan-18	19,500	26,940	18,600	26,940	8,340						-	-	
B	David W Cook General Contractors	N	David W Cook General Contractors	10	-	02/14/19	04/30/19	Aug-19	62,144	70,757	39,280	41,739	2,460		29,768	750			-	(0)	(0)
B	David W Cook General Contractors Total			10	-	02/14/19	04/30/19	Aug-19	62,144	70,757	39,280	41,739	2,460		29,768	750			-	(0)	(0)

Securities and Exchange Commission, Plaintiff,
 v.
 Complete Business Solutions Group, Inc. d/b/a Par Funding et al., Defendants.
 CASE NO. 9:20-cv-81205
 UNITED STATES DISTRICT COURT
 SOUTHERN DISTRICT OF FLORIDA

Category B - Detail of CBSG MCA Suites Activity for the period from 2012 through July 27, 2020

Source: MCA Suites

Category (Note 1)	Merchant Grouping (Note 11)	Funded After 01/01/20	Merchant Name (Note 8)	Total # of Deals (Note 2)	Deals with Reload (Note 3)	First Funding Date (Note 12)	Last Funding Date (Note 12)	Month of Last Payment (Note 13)	Total Advances and Repayments			Cash Advances and Repayments per MCA Suites			Transactional Data per MCA Suites			A/R Balance		
									A	B	C	D	E = D-C	F	G	H	I	J	K	L = J+K
									Advance Amount (Note 4)	Payback (Note 5)	Net Cash Advanced (Note 6)	Total Cash Repayments (Note 7)	Net Cash Surplus (Deficit)	Total Reload (Note 9)	Total Write-off (Note 8)	Total Fee (Note 8)	Total Collections 06/2020-07/27/2020 (Note 7)	Active A/R	Default A/R	Total A/R
B	Carpet And Flooring Liquidators	N	Carpet And Flooring Liquidators	2	-	07/12/17	09/29/17	May-18	180,000	255,300	177,033	90,648	(86,385)			975		-	165,627	165,627
B	Carpet And Flooring Liquidators Total			2	-	07/12/17	09/29/17	May-18	180,000	255,300	177,033	90,648	(86,385)			975		-	165,627	165,627
B	Davis Reece Landscaping	N	Davis Reece Landscaping	2	-	09/04/19	10/21/19	Mar-20	23,000	30,770	22,515	31,970	9,455		1,200			-		-
B	Davis Reece Landscaping Total			2	-	09/04/19	10/21/19	Mar-20	23,000	30,770	22,515	31,970	9,455		1,200			-		-
B	Core Spine And Joint	N	Core Spine And Joint	6	-	07/20/17	08/24/17	Jul-18	37,013	55,519	36,018	42,547	6,530		1,325				14,296	14,296
B	Core Spine And Joint Total			6	-	07/20/17	08/24/17	Jul-18	37,013	55,519	36,018	42,547	6,530		1,325				14,296	14,296
B	Dawn of Candy	N	Dawn of Candy	4	-	10/01/19	10/22/19	Nov-19	31,485	44,080	30,285	23,195	(7,091)		3,300				24,185	24,185
B	Dawn of Candy Total			4	-	10/01/19	10/22/19	Nov-19	31,485	44,080	30,285	23,195	(7,091)		3,300				24,185	24,185
B	Corporate Risk Solutions	N	Corporate Risk Solutions	13	-	03/01/17	05/24/17	Dec-17	434,253	647,037	433,258	531,216	97,958		43,477				159,298	159,298
B	Corporate Risk Solutions Total			13	-	03/01/17	05/24/17	Dec-17	434,253	647,037	433,258	531,216	97,958		43,477				159,298	159,298
B	De Services	N	De Services	15	-	04/04/17	07/11/17	Feb-19	68,105	102,158	67,110	93,616	26,506		650				9,191	9,191
B	De Services Total			15	-	04/04/17	07/11/17	Feb-19	68,105	102,158	67,110	93,616	26,506		650				9,191	9,191
B	Corridor Medical Services	N	Corridor Medical Services	9	-	02/08/18	04/05/18	Sep-19	507,315	760,973	506,320	327,013	(179,307)		900				434,859	434,859
B	Corridor Medical Services Total			9	-	02/08/18	04/05/18	Sep-19	507,315	760,973	506,320	327,013	(179,307)		900				434,859	434,859
B	Deerview LLC	N	Deerview LLC	14	-	06/19/19	09/11/19	Oct-19	384,489	515,760	383,524	274,012	(109,512)		5,825				247,573	247,573
B	Deerview LLC Total			14	-	06/19/19	09/11/19	Oct-19	384,489	515,760	383,524	274,012	(109,512)		5,825				247,573	247,573
B	Certified Calibrations	N	Certified Calibrations	2	-	06/26/17	08/04/17	Sep-17	50,000	70,000	48,851	70,000	21,149						-	-
B	Certified Calibrations Total			2	-	06/26/17	08/04/17	Sep-17	50,000	70,000	48,851	70,000	21,149						-	-
B	Calders Pub	N	Calders Pub	5	-	07/28/17	08/25/17	Dec-17	31,173	46,760	29,368	11,259	(18,109)		400				35,901	35,901
B	Calders Pub Total			5	-	07/28/17	08/25/17	Dec-17	31,173	46,760	29,368	11,259	(18,109)		400				35,901	35,901
B	CF Burgers	N	CF Burgers	6	-	06/11/19	07/09/19	Aug-19	22,120	27,550	22,085	19,057	(3,028)		725				9,218	9,218
B	CF Burgers Total			6	-	06/11/19	07/09/19	Aug-19	22,120	27,550	22,085	19,057	(3,028)		725				9,218	9,218
B	Brower Enterprises	N	Brower Enterprises	2	-	06/12/17	07/12/17	Mar-19	224,482	336,723	222,487	175,762	(46,724)		350				161,310	161,310
B	Brower Enterprises Total			2	-	06/12/17	07/12/17	Mar-19	224,482	336,723	222,487	175,762	(46,724)		350				161,310	161,310
B	Casillas Handyman	N	Casillas Handyman	9	-	06/14/19	08/02/19	Apr-20	70,500	94,350	69,565	57,723	(11,842)		400				37,027	37,027
B	Casillas Handyman Total			9	-	06/14/19	08/02/19	Apr-20	70,500	94,350	69,565	57,723	(11,842)		400				37,027	37,027
B	Detail Lex	Y	Attention to Detail Auto Detailing	4	-	02/26/20	03/12/20	Jun-20	24,706	32,341	23,676	32,341	8,665				17,214		-	-
B	Detail Lex Total			4	-	02/26/20	03/12/20	Jun-20	24,706	32,341	23,676	32,341	8,665				17,214		-	-
B	Covington Mart	N	Covington Mart	4	-	10/05/18	10/25/18	Sep-19	9,708	13,882	9,708	10,841	1,133		975				4,016	4,016
B	Covington Mart Total			4	-	10/05/18	10/25/18	Sep-19	9,708	13,882	9,708	10,841	1,133		975				4,016	4,016
B	Diamond Garden Home Care	N	Diamond Garden Home Care	12	-	03/29/18	06/14/18	Jan-20	37,470	56,205	36,475	39,088	2,613		17,492				(0)	(0)
B	Diamond Garden Home Care Total			12	-	03/29/18	06/14/18	Jan-20	37,470	56,205	36,475	39,088	2,613		17,492				(0)	(0)
B	Coy Wiles Tires Co	N	Coy Wiles Tires Co	9	-	03/16/17	06/16/17	Oct-17	98,974	141,173	97,629	48,198	(49,431)		5,900				98,875	98,875
B	Coy Wiles Tires Co Total			9	-	03/16/17	06/16/17	Oct-17	98,974	141,173	97,629	48,198	(49,431)		5,900				98,875	98,875
B	Brown And Sons Custom	N	Brown And Sons Custom	3	-	02/23/18	09/14/18	Jan-20	16,000	22,587	15,450	26,717	11,267		5,225				1,095	1,095
B	Brown And Sons Custom Total			3	-	02/23/18	09/14/18	Jan-20	16,000	22,587	15,450	26,717	11,267		5,225				1,095	1,095
B	Catapulting Change	N	Catapulting Change	2	-	07/29/19	08/05/19	Apr-20	15,114	20,404	14,614	6,165	(8,449)		675				14,914	14,914
B	Catapulting Change Total			2	-	07/29/19	08/05/19	Apr-20	15,114	20,404	14,614	6,165	(8,449)		675				14,914	14,914
B	Digital Print	N	Digital Print	4	-	06/28/19	07/19/19	Sep-19	16,480	22,248	15,880	6,853	(9,027)		675				16,070	16,070
B	Digital Print Total			4	-	06/28/19	07/19/19	Sep-19	16,480	22,248	15,880	6,853	(9,027)		675				16,070	16,070
B	Creative Concepts Advertising	N	Creative Concepts Advertising	18	-	03/09/17	07/06/17	Nov-17	160,819	231,579	159,824	168,174	8,350		300				63,706	63,706
B	Creative Concepts Advertising Total			18	-	03/09/17	07/06/17	Nov-17	160,819	231,579	159,824	168,174	8,350		300				63,706	63,706
B	Discount Moto Tires	N	Discount Moto Tires	12	-	12/12/17	02/27/18	Mar-18	88,618	132,927	87,623	57,422	(30,201)		650				76,155	76,155
B	Discount Moto Tires Total			12	-	12/12/17	02/27/18	Mar-18	88,618	132,927	87,623	57,422	(30,201)		650				76,155	76,155
B	Creative Concepts Child Care	N	Creative Concepts Child Care	3	-	11/23/16	11/27/17	Mar-18	52,500	74,100	50,303	76,875	26,572		2,775				-	-
B	Creative Concepts Child Care Total			3	-	11/23/16	11/27/17	Mar-18	52,500	74,100	50,303	76,875	26,572		2,775				-	-
B	Chefsmart Inc	N	Chefsmart Inc	5	-	12/03/19	12/31/19	Jan-20	71,566	96,614	70,566	57,281	(13,285)		300				39,633	39,633
B	Chefsmart Inc	Y	Chefsmart Inc	2	-	01/07/20	01/14/20	Jan-20	28,626	38,646	28,626	(28,626)							38,646	38,646
B	Chefsmart Inc Total			7	-	12/03/19	01/14/20	Jan-20	100,192	135,260	99,192	57,281	(41,911)		300				78,278	78,278

Securities and Exchange Commission, Plaintiff,
 v.
 Complete Business Solutions Group, Inc. d/b/a Par Funding et al., Defendants.
 CASE NO. 9:20-cv-81205
 UNITED STATES DISTRICT COURT
 SOUTHERN DISTRICT OF FLORIDA

Category B - Detail of CBSG MCA Suites Activity for the period from 2012 through July 27, 2020

Source: MCA Suites

Category (Note 1)	Merchant Grouping (Note 11)	Funded After 01/01/20	Merchant Name (Note 8)	Total # of Deals (Note 2)	Deals with Reload (Note 3)	First Funding Date (Note 12)	Last Funding Date (Note 12)	Month of Last Payment (Note 13)	Total Advances and Repayments			Cash Advances and Repayments per MCA Suites			Transactional Data per MCA Suites			A/R Balance		
									A	B	C	D	E = D-C	F	G	H	I	J	K	L = J+K
									Advance Amount (Note 4)	Payback (Note 5)	Net Cash Advanced (Note 6)	Total Cash Repayments (Note 7)	Net Cash Surplus (Deficit)	Total Reload (Note 9)	Total Write-off (Note 8)	Total Fee (Note 8)	Total Collections 06/2020-07/27/2020 (Note 7)	Active A/R	Default A/R	Total A/R
B	Creative Kids Academy and Preschool	N	Creative Kids Academy and Preschool	20	-	07/19/19	11/25/19	Jan-20	58,755	77,670	58,630	67,826	9,196			600		-	10,443	10,443
B	Creative Kids Academy and Preschool Total			20	-	07/19/19	11/25/19	Jan-20	58,755	77,670	58,630	67,826	9,196		600			-	10,443	10,443
B	DJL Builders	N	DJL Builders	17	-	03/25/19	07/15/19	Oct-19	98,220	137,508	98,220	137,508	39,288					-		-
B	DJL Builders Total			17	-	03/25/19	07/15/19	Oct-19	98,220	137,508	98,220	137,508	39,288					-	-	-
B	Creative Sports Concepts	N	Creative Sports Concepts	7	-	09/03/19	10/09/19	Mar-20	92,392	123,079	91,970	72,055	(19,915)			5,300			56,324	56,324
B	Creative Sports Concepts Total			7	-	09/03/19	10/09/19	Mar-20	92,392	123,079	91,970	72,055	(19,915)		5,300			-	56,324	56,324
B	C and H Diesel	N	C and H Diesel	7	-	01/12/18	04/04/18	Apr-18	40,662	60,993	39,667	48,367	8,700			500		-	13,126	13,126
B	C and H Diesel Total			7	-	01/12/18	04/04/18	Apr-18	40,662	60,993	39,667	48,367	8,700		500			-	13,126	13,126
B	Cater II You	N	Cater II You	11	-	06/28/19	08/30/19	Jan-20	28,323	37,685	28,288	27,840	(448)			1,425		-	11,271	11,271
B	Cater II You Total			11	-	06/28/19	08/30/19	Jan-20	28,323	37,685	28,288	27,840	(448)		1,425			-	11,271	11,271
B	Chesterfield Trucking	N	Chesterfield Trucking	3	-	11/30/17	01/30/18	Feb-18	95,000	126,050	91,433	54,650	(36,783)			750		-	72,150	72,150
B	Chesterfield Trucking Total			3	-	11/30/17	01/30/18	Feb-18	95,000	126,050	91,433	54,650	(36,783)		750			-	72,150	72,150
B	CBE General Contractors	N	CBE General Contractors	2	-	05/22/19	07/26/19	Nov-19	40,000	48,400	39,930	47,372	7,442		1,128	100		-		-
B	CBE General Contractors Total			2	-	05/22/19	07/26/19	Nov-19	40,000	48,400	39,930	47,372	7,442		1,128	100		-	-	-
B	Docks Shells	N	Docks Shells	1	-	04/29/14	04/29/14	Jul-14	25,000	35,500	23,832	35,500	11,668					-		-
B	Docks Shells Total			1	-	04/29/14	04/29/14	Jul-14	25,000	35,500	23,832	35,500	11,668					-	-	-
B	Doctors Choice 1	N	Doctors Choice 1	4	-	05/30/19	06/13/19	Dec-19	18,981	24,524	18,246	24,899	6,653			375		-		-
B	Doctors Choice 1 Total			4	-	05/30/19	06/13/19	Dec-19	18,981	24,524	18,246	24,899	6,653			375		-	-	-
B	Dockside M22 LLC	N	Dockside M22 LLC	4	-	02/06/13	12/02/13	Jul-15	215,000	297,600	212,183	352,219	140,036			54,619		-		-
B	Dockside M22 LLC Total			4	-	02/06/13	12/02/13	Jul-15	215,000	297,600	212,183	352,219	140,036			54,619		-	-	-
B	Chic Boutique	N	Chic Boutique	24	-	08/06/18	01/08/19	Jun-19	129,523	185,108	129,488	185,633	56,145			525		-		-
B	Chic Boutique Total			24	-	08/06/18	01/08/19	Jun-19	129,523	185,108	129,488	185,633	56,145			525		-	-	-
B	CBPM	N	CBPM	16	-	11/22/17	02/28/18	Apr-18	117,516	174,274	115,522	105,402	(10,120)			6,315		-	75,187	75,187
B	CBPM Total			16	-	11/22/17	02/28/18	Apr-18	117,516	174,274	115,522	105,402	(10,120)			6,315		-	75,187	75,187
B	Crossroads Market	N	Crossroads Market	2	-	02/22/18	03/01/18	Oct-19	65,836	98,754	64,841	15,540	(49,301)			400		-	83,614	83,614
B	Crossroads Market Total			2	-	02/22/18	03/01/18	Oct-19	65,836	98,754	64,841	15,540	(49,301)			400		-	83,614	83,614
B	Browns Heating and Cooling	Y	Browns Heating and Cooling	6	-	01/06/20	02/10/20	Feb-20	239,892	323,854	236,892	155,930	(80,962)			300		-	168,224	168,224
B	Browns Heating and Cooling Total			6	-	01/06/20	02/10/20	Feb-20	239,892	323,854	236,892	155,930	(80,962)			300		-	168,224	168,224
B	CSL Services	N	CSL Services	2	-	06/22/17	01/23/18	Mar-18	500,000	681,250	495,964	681,475	185,511			225		-		-
B	CSL Services Total			2	-	06/22/17	01/23/18	Mar-18	500,000	681,250	495,964	681,475	185,511			225		-	-	-
B	Big Bubba Bad Bbq	N	Big Bubba Bad Bbq	8	-	04/05/17	05/24/17	Oct-17	103,228	153,810	102,233	154,110	51,877			300		-		-
B	Big Bubba Bad Bbq Total			8	-	04/05/17	05/24/17	Oct-17	103,228	153,810	102,233	154,110	51,877			300		-	-	-
B	Active Diese	N	Active Diese	2	-	12/11/17	04/11/18	Jul-19	140,648	206,972	138,485	156,772	18,287		52,925	2,725		-		-
B	Active Diese Total			2	-	12/11/17	04/11/18	Jul-19	140,648	206,972	138,485	156,772	18,287		52,925	2,725		-	-	-
B	Blankenship Auto Repair	N	Blankenship Auto Repair	5	-	09/18/19	10/09/19	Oct-19	33,816	44,552	33,316	15,866	(17,450)			500		-	29,186	29,186
B	Blankenship Auto Repair Total			5	-	09/18/19	10/09/19	Oct-19	33,816	44,552	33,316	15,866	(17,450)			500		-	29,186	29,186
B	Amies Paradise	N	Amies Paradise	1	-	11/29/13	11/29/13	Dec-13	5,000	7,200	4,545	7,200	2,655					-		-
B	Amies Paradise Total			1	-	11/29/13	11/29/13	Dec-13	5,000	7,200	4,545	7,200	2,655					-	-	-
B	Below Car Clinic	N	Below Car Clinic	4	-	11/17/17	12/08/17	May-18	43,209	64,813	42,214	22,251	(19,963)			900		-	43,462	43,462
B	Below Car Clinic Total			4	-	11/17/17	12/08/17	May-18	43,209	64,813	42,214	22,251	(19,963)			900		-	43,462	43,462
B	Around The Clock Express	N	Around The Clock Express	20	-	10/25/17	02/28/18	Apr-18	187,620	280,230	185,626	206,729	21,103		75,276	1,775		-		-
B	Around The Clock Express Total			20	-	10/25/17	02/28/18	Apr-18	187,620	280,230	185,626	206,729	21,103		75,276	1,775		-	-	-
B	Bizone Wireless Two	N	Bizone Wireless Two	2	-	06/10/19	07/12/19	Oct-19	20,000	26,300	19,665	26,900	7,235			600		-		-
B	Bizone Wireless Two Total			2	-	06/10/19	07/12/19	Oct-19	20,000	26,300	19,665	26,900	7,235			600		-	-	-
B	Arrings AC and Heating	N	Arrings AC and Heating	6	-	01/10/18	02/14/18	Feb-18	125,242	187,864	124,247	67,455	(56,792)			400		-	120,809	120,809
B	Arrings AC and Heating Total			6	-	01/10/18	02/14/18	Feb-18	125,242	187,864	124,247	67,455	(56,792)			400		-	120,809	120,809
B	Bowes in Home Care	Y	Bowes in Home Care	6	-	01/03/20	02/07/20	Feb-20	209,312	282,571	196,312	101,160	(95,152)			800		-	182,212	182,212
B	Bowes in Home Care Total			6	-	01/03/20	02/07/20	Feb-20	209,312	282,571	196,312	101,160	(95,152)			800		-	182,212	182,212
B	Arrise Consulting Enterprise	N	Arrise Consulting Enterprise	7	-	06/06/18	07/18/18	Dec-18	86,932	130,397	85,937	66,658	(19,278)			7,750		-	71,489	71,489
B	Arrise Consulting Enterprise Total			7	-	06/06/18	07/18/18	Dec-18	86,932	130,397	85,937	66,658	(19,278)			7,750		-	<	

Securities and Exchange Commission, Plaintiff,
 v.
 Complete Business Solutions Group, Inc. d/b/a Par Funding et al., Defendants.
 CASE NO. 9:20-cv-81205
 UNITED STATES DISTRICT COURT
 SOUTHERN DISTRICT OF FLORIDA

Category B - Detail of CBSG MCA Suites Activity for the period from 2012 through July 27, 2020

Source: MCA Suites

Category (Note 1)	Merchant Grouping (Note 11)	Funded After 01/01/20	Merchant Name (Note 8)	Total # of Deals (Note 2)	Deals with Reload (Note 3)	First Funding Date (Note 12)	Last Funding Date (Note 12)	Month of Last Payment (Note 13)	Total Advances and Repayments			Cash Advances and Repayments per MCA Suites			Transactional Data per MCA Suites			A/R Balance		
									A	B	C	D	E = D-C	F	G	H	I	J	K	L = J+K
									Advance Amount (Note 4)	Payback (Note 5)	Net Cash Advanced (Note 6)	Total Cash Repayments (Note 7)	Net Cash Surplus (Deficit)	Total Reload (Note 9)	Total Write-off (Note 8)	Total Fee (Note 8)	Total Collections 06/20/20-07/27/2020 (Note 7)	Active A/R	Default A/R	Total A/R
B	AKC Brown Total			9	-	02/23/18	02/23/18	Oct-19	14,096	21,144	13,101	17,574	4,473			450			4,020	4,020
B	Americas 1 TV Services	N	Americas 1 TV Services	16	-	04/18/19	07/25/19	Dec-19	127,500	174,630	127,175	170,363	43,188		5,267	1,000			-	-
B	Americas 1 TV Services Total			16	-	04/18/19	07/25/19	Dec-19	127,500	174,630	127,175	170,363	43,188		5,267	1,000			-	-
B	2166 Properties	N	2166 Properties	3	-	01/23/19	06/24/19	Nov-19	55,000	71,400	54,250	71,400	17,150						-	-
B	2166 Properties	Y	2166 Properties	2	-	01/16/20	03/19/20	Jul-20	40,000	53,200	40,000	53,200	13,200				18,971		-	-
B	2166 Properties Total			5	-	01/23/19	03/19/20	Jul-20	95,000	124,600	94,250	124,600	30,350				18,971		-	-
B	ASA Care	N	ASA Care	4	-	12/06/19	12/27/19	Jan-20	30,340	42,476	29,840	42,597	12,757						-	-
B	ASA Care	Y	ASA Care	8	-	01/03/20	02/21/20	May-20	60,680	84,362	60,680	84,362	14,322	25,857	1,275			121		(121)
B	ASA Care Total			12	-	12/06/19	02/21/20	May-20	91,020	127,428	90,520	127,428	12,326	25,857	1,275			121		(121)
B	Arapaho Rei	Y	Arapaho Rei	1	-	01/13/20	01/13/20	Jun-20	20,000	24,800	19,400	25,500	6,100			700	5,150		-	-
B	Arapaho Rei Total			1	-	01/13/20	01/13/20	Jun-20	20,000	24,800	19,400	25,500	6,100			700	5,150		-	-
B	ASDAL Inc	N	ASDAL Inc	11	-	04/04/19	06/20/19	Aug-19	21,244	29,742	20,945	31,267	10,322			1,525			-	-
B	ASDAL Inc Total			11	-	04/04/19	06/20/19	Aug-19	21,244	29,742	20,945	31,267	10,322			1,525			-	-
B	Albert Wall	N	Albert Wall	2	-	09/11/15	02/04/16	Jun-16	10,000	14,000	10,000	10,550	550						3,450	3,450
B	Albert Wall Total			2	-	09/11/15	02/04/16	Jun-16	10,000	14,000	10,000	10,550	550						3,450	3,450
B	Ashcourt Heating and Cooling	N	Ashcourt Heating and Cooling	4	-	11/19/19	12/10/19	Dec-19	12,250	17,150	11,900	5,176	(6,724)			675			12,649	12,649
B	Ashcourt Heating and Cooling Total			4	-	11/19/19	12/10/19	Dec-19	12,250	17,150	11,900	5,176	(6,724)			675			12,649	12,649
B	Bonne Baguette	N	Bonne Baguette	2	-	07/27/18	08/03/18	Sep-18	3,313	4,970	5,500	2,187	4,025						3,495	3,495
B	Bonne Baguette Total			2	-	07/27/18	08/03/18	Sep-18	3,313	4,970	5,500	2,187	4,025						3,495	3,495
B	Aluma Tile Roofers	N	Aluma Tile Roofers	6	-	09/06/18	10/11/18	Oct-18	47,385	71,078	47,385	25,027	(22,358)			4,250			50,300	50,300
B	Aluma Tile Roofers Total			6	-	09/06/18	10/11/18	Oct-18	47,385	71,078	47,385	25,027	(22,358)			4,250			50,300	50,300
B	Action Auto Body Clinic	N	Action Auto Body Clinic	35	-	08/20/18	04/19/19	May-19	203,229	285,844	201,231	227,602	26,371		58,542	300			-	-
B	Action Auto Body Clinic Total			35	-	08/20/18	04/19/19	May-19	203,229	285,844	201,231	227,602	26,371		58,542	300			-	-
B	Above All Tree and Landscape	N	Above All Tree and Landscape	1	-	11/22/19	11/22/19	Jun-20	10,000	14,100	9,790	14,100	4,310				123		-	-
B	Above All Tree and Landscape	Y	Above All Tree and Landscape	1	-	01/15/20	01/15/20	Apr-20	7,000	9,870	6,790	9,945	3,155			75			-	-
B	Above All Tree and Landscape Total			2	-	11/22/19	01/15/20	Jun-20	17,000	23,970	16,580	24,045	7,465			75	123		-	-
B	BCW Express Delivery	N	BCW Express Delivery	2	-	07/06/17	07/13/17	Apr-18	55,857	83,785	54,862	23,611	(31,250)			800			60,974	60,974
B	BCW Express Delivery Total			2	-	07/06/17	07/13/17	Apr-18	55,857	83,785	54,862	23,611	(31,250)			800			60,974	60,974
B	Advanced Trade Aerospace	N	Advanced Trade Aerospace	3	-	06/08/18	10/26/18	Dec-18	42,000	56,720	40,905	56,720	15,815						-	-
B	Advanced Trade Aerospace Total			3	-	06/08/18	10/26/18	Dec-18	42,000	56,720	40,905	56,720	15,815						-	-
B	Absolute Auto	N	Absolute Auto	4	-	05/02/19	05/23/19	May-19	23,609	33,053	23,429	8,901	(14,528)			300			24,452	24,452
B	Absolute Auto Total			4	-	05/02/19	05/23/19	May-19	23,609	33,053	23,429	8,901	(14,528)			300			24,452	24,452
B	Atlas Spine Center	N	Atlas Spine Center	1	-	07/21/16	07/21/16	Jan-17	149,975	223,463	149,975	223,463	73,488						-	-
B	Atlas Spine Center Total			1	-	07/21/16	07/21/16	Jan-17	149,975	223,463	149,975	223,463	73,488						-	-
B	421 Auto Body Shop	N	421 Auto Body Shop	1	-	10/02/19	10/02/19	Nov-19	12,000	16,680	11,640	16,680	5,040						-	-
B	421 Auto Body Shop Total			1	-	10/02/19	10/02/19	Nov-19	12,000	16,680	11,640	16,680	5,040						-	-
B	Alxigna	N	Alxigna	7	-	08/29/18	10/03/18	Dec-18	251,617	351,345	251,582	351,445	99,863			100			-	-
B	Alxigna Total			7	-	08/29/18	10/03/18	Dec-18	251,617	351,345	251,582	351,445	99,863			100			-	-
B	Ala Technologies	Y	Ala Technologies	2	-	01/15/20	01/22/20	Feb-20	7,734	10,441	7,334	14,516	7,182			4,075			-	-
B	Ala Technologies Total			2	-	01/15/20	01/22/20	Feb-20	7,734	10,441	7,334	14,516	7,182			4,075			-	-
B	Auburn Travel Bureau	N	Auburn Travel Bureau	8	-	08/10/18	09/21/18	Apr-20	48,714	67,099	48,679	57,261	8,582	10,439	600				-	-
B	Auburn Travel Bureau Total			8	-	08/10/18	09/21/18	Apr-20	48,714	67,099	48,679	57,261	8,582	10,439	600				-	-
B	A and K Cleaning	N	A and K Cleaning	8	-	12/15/17	02/02/18	May-18	15,931	23,897	14,936	13,716	(1,220)			300			10,481	10,481
B	A and K Cleaning Total			8	-	12/15/17	02/02/18	May-18	15,931	23,897	14,936	13,716	(1,220)			300			10,481	10,481
B	Anthony Donato Drainage	N	Anthony Donato Drainage	5	-	02/10/17	03/10/17	Mar-19	21,191	31,787	20,792	18,025	(2,767)			5,825			19,586	19,586
B	Anthony Donato Drainage Total			5	-	02/10/17	03/10/17	Mar-19	21,191	31,787	20,792	18,025	(2,767)			5,825			19,586	19,586
B	Bistro 360 (AACH LLC)	N	Bistro 360 (AACH LLC)	28	-	08/15/17	04/13/18	May-18	318,650	475,375	315,525	198,851	(116,675)			900			277,425	277,425
B	Bistro 360 (AACH LLC) Total			28	-	08/15/17	04/13/18	May-18	318,650	475,375	315,525	198,851	(116,675)			900			277,425	277,425
B	Authentic Experience (Air Utrec)	N	Authentic Experience (Air Utrec)	5	-	05/17/19	06/14/19	Mar-20	16,350	22,890	16,050	12,063	(3,987)			525			11,352	11,352
B	Authentic Experience (Air Utrec) Total			5	-	05/17/19	06/14/19	Mar-20	16,350	22,890	16,050	12,063	(3,987)			525			11,352	11,352
B	BK Towing	N	BK Towing	18	-	07/10/19	10/30/19	Dec-19	42,276	55,752	41,641	45,849	4,208			3,250			13,154	13,154
B	BK Towing Total			18	-	07/10/19	10/30/19	Dec-19	42,276	55,752	41,641	45,849	4,208			3,250			13,154	13,154

Securities and Exchange Commission, Plaintiff,
 v.
 Complete Business Solutions Group, Inc. d/b/a Par Funding et al., Defendants.
 CASE NO. 9:20-cv-81205
 UNITED STATES DISTRICT COURT
 SOUTHERN DISTRICT OF FLORIDA

Category B - Detail of CBSG MCA Suites Activity for the period from 2012 through July 27, 2020

Source: MCA Suites

Category (Note 1)	Merchant Grouping (Note 11)	Funded After 01/01/20	Merchant Name (Note 8)	Total # of Deals (Note 2)	Deals with Reload (Note 3)	First Funding Date (Note 12)	Last Funding Date (Note 12)	Month of Last Payment (Note 13)	Total Advances and Repayments			Cash Advances and Repayments per MCA Suites			Transactional Data per MCA Suites			A/R Balance		
									A	B	C	D	E = D-C	F	G	H	I	J	K	L = J+K
									Advance Amount (Note 4)	Payback (Note 5)	Net Cash Advanced (Note 6)	Total Cash Repayments (Note 7)	Net Cash Surplus (Deficit)	Total Reload (Note 9)	Total Write-off (Note 8)	Total Fee (Note 8)	Total Collections 06/2020-07/27/2020 (Note 7)	Active A/R	Default A/R	Total A/R
B	Autism Management Group	Y	Autism Management Group	8	-	01/16/20	03/09/20	Mar-20	134,786	181,961	131,786	88,702	(43,084)			5,300			98,559	98,559
B	Autism Management Group Total			8	-	01/16/20	03/09/20	Mar-20	134,786	181,961	131,786	88,702	(43,084)			5,300			98,559	98,559
B	Blade Industries	N	Blade Industries	2	-	08/23/19	12/03/19	Feb-20	27,000	36,030	26,515	35,263	8,748			625			1,392	1,392
B	Blade Industries Total			2	-	08/23/19	12/03/19	Feb-20	27,000	36,030	26,515	35,263	8,748			625			1,392	1,392
B	Advantage Wildlife Removal	N	Advantage Wildlife Removal	12	-	04/18/19	07/02/19	Jul-19	33,000	46,200	32,600	21,845	(10,755)			400			24,755	24,755
B	Advantage Wildlife Removal Total			12	-	04/18/19	07/02/19	Jul-19	33,000	46,200	32,600	21,845	(10,755)			400			24,755	24,755
B	Alpha Athletics	N	Alpha Athletics	1	-	06/28/19	06/28/19	Sep-19	5,000	6,950	4,850	6,950	2,100						-	-
B	Alpha Athletics Total			1	-	06/28/19	06/28/19	Sep-19	5,000	6,950	4,850	6,950	2,100						-	-
B	Awan and Hempe (Silver)	N	Awan and Hempe (Silver)	17	-	03/27/18	07/27/18	Aug-19	70,738	103,007	69,708	83,704	13,996			4,641			23,944	23,944
B	Awan and Hempe (Silver) Total			17	-	03/27/18	07/27/18	Aug-19	70,738	103,007	69,708	83,704	13,996			4,641			23,944	23,944
B	Accura Rehabilitation Services	N	Accura Rehabilitation Services	5	-	12/05/18	05/07/19	Aug-19	70,000	90,000	63,360	77,640	14,280		12,360				-	-
B	Accura Rehabilitation Services Total			5	-	12/05/18	05/07/19	Aug-19	70,000	90,000	63,360	77,640	14,280		12,360				-	-
B	Am Pavers	N	Am Pavers	22	-	07/27/17	12/28/17	Jan-18	45,316	67,974	43,326	30,405	(12,921)			750			38,319	38,319
B	Am Pavers Total			22	-	07/27/17	12/28/17	Jan-18	45,316	67,974	43,326	30,405	(12,921)			750			38,319	38,319
B	Box Drop Weirton	N	Box Drop Weirton	8	-	06/07/19	07/26/19	Jun-20	11,554	15,598	11,404	12,494	1,090		3,929	825	4,500		(0)	(0)
B	Box Drop Weirton Total			8	-	06/07/19	07/26/19	Jun-20	11,554	15,598	11,404	12,494	1,090		3,929	825	4,500		(0)	(0)
B	Az Buildings 2 Go	N	Az Buildings 2 Go	17	-	01/26/18	05/18/18	May-20	29,410	44,115	28,415	47,822	19,407		491	4,197			-	-
B	Az Buildings 2 Go Total			17	-	01/26/18	05/18/18	May-20	29,410	44,115	28,415	47,822	19,407		491	4,197			-	-
B	Ability Plus	N	Ability Plus	13	-	06/10/19	08/30/19	Jul-20	92,059	124,279	91,669	59,332	(32,337)			375	1,000		65,323	65,323
B	Ability Plus Total			13	-	06/10/19	08/30/19	Jul-20	92,059	124,279	91,669	59,332	(32,337)			375	1,000		65,323	65,323
B	AZ Recruiting Systems	N	AZ Recruiting Systems	9	-	08/06/18	09/24/18	Mar-19	18,568	25,445	18,568	25,252	6,684			1,450			1,643	1,643
B	AZ Recruiting Systems Total			9	-	08/06/18	09/24/18	Mar-19	18,568	25,445	18,568	25,252	6,684			1,450			1,643	1,643
B	47th Street and 6th Avenue Antique Jewelry	N	47th Street and 6th Avenue Antique Jewelry	8	-	09/25/17	11/20/17	Aug-18	73,167	109,750	72,172	68,664	(3,508)			1,425			42,511	42,511
B	47th Street and 6th Avenue Antique Jewelry Total			8	-	09/25/17	11/20/17	Aug-18	73,167	109,750	72,172	68,664	(3,508)			1,425			42,511	42,511
B	Antodiva Lashes	N	Antodiva Lashes	1	-	11/13/19	11/13/19	Mar-20	3,500	4,865	3,400	4,865	1,465						-	-
B	Antodiva Lashes Total			1	-	11/13/19	11/13/19	Mar-20	3,500	4,865	3,400	4,865	1,465						-	-
B	Beauty By Rx	N	Beauty By Rx	10	-	03/09/17	06/21/17	Dec-18	180,982	271,473	179,987	202,900	22,913			7,025			75,598	75,598
B	Beauty By Rx Total			10	-	03/09/17	06/21/17	Dec-18	180,982	271,473	179,987	202,900	22,913			7,025			75,598	75,598
B	240 W 9 Mile Road (Bobcat Bonnies)	Y	240 W 9 Mile Road (Bobcat Bonnies)	4	-	02/05/20	02/19/20	Feb-20	167,023	219,081	156,988	63,319	(93,669)			475			156,237	156,237
B	240 W 9 Mile Road (Bobcat Bonnies) Total			4	-	02/05/20	02/19/20	Feb-20	167,023	219,081	156,988	63,319	(93,669)			475			156,237	156,237
B	101 Wall Support Services	N	101 Wall Support Services	10	-	11/16/17	01/12/18	May-18	38,800	58,200	37,805	26,329	(11,476)			1,725			33,596	33,596
B	101 Wall Support Services Total			10	-	11/16/17	01/12/18	May-18	38,800	58,200	37,805	26,329	(11,476)			1,725			33,596	33,596
B	All Tunes	N	All Tunes	15	-	01/17/17	04/25/17	Apr-20	19,900	29,850	18,905	26,822	7,917			5,000			8,028	8,028
B	All Tunes Total			15	-	01/17/17	04/25/17	Apr-20	19,900	29,850	18,905	26,822	7,917			5,000			8,028	8,028
B	Ameripro Auto Glass	N	Ameripro Auto Glass	15	-	07/26/18	12/03/18	Jul-20	308,310	423,150	307,245	199,522	(107,723)			1,050	2,230		224,678	224,678
B	Ameripro Auto Glass Total			15	-	07/26/18	12/03/18	Jul-20	308,310	423,150	307,245	199,522	(107,723)			1,050	2,230		224,678	224,678
B	7 Mile Publishing and Creative	N	7 Mile Publishing and Creative	3	-	08/23/19	12/06/19	Mar-20	100,000	129,200	98,730	129,200	30,470						-	-
B	7 Mile Publishing and Creative	Y	7 Mile Publishing and Creative	2	-	01/14/20	03/09/20	Jun-20	60,000	72,000	59,965	72,000	12,035				9,600		-	-
B	7 Mile Publishing and Creative Total			5	-	08/23/19	03/09/20	Jun-20	160,000	201,200	158,695	201,200	42,505				9,600		-	-
B	3rd Day Escape	N	3rd Day Escape	9	-	05/03/18	06/21/18	Jan-19	14,375	21,563	14,025	22,088	8,063			525			-	-
B	3rd Day Escape Total			9	-	05/03/18	06/21/18	Jan-19	14,375	21,563	14,025	22,088	8,063			525			-	-
B	B Little and Company	Y	B Little and Company	2	-	01/23/20	01/30/20	Feb-20	105,211	142,034	95,211	42,663	(52,547)			450			99,821	99,821
B	B Little and Company Total			2	-	01/23/20	01/30/20	Feb-20	105,211	142,034	95,211	42,663	(52,547)			450			99,821	99,821
B	A And As Cleaners	N	A And As Cleaners	1	-	06/29/17	06/29/17	Sep-17	10,000	13,600	9,650	13,600	3,950						-	-
B	A And As Cleaners Total			1	-	06/29/17	06/29/17	Sep-17	10,000	13,600	9,650	13,600	3,950						-	-
B	Amaris Aesthetics	N	Amaris Aesthetics	14	-	07/05/19	11/04/19	Dec-19	66,000	86,810	65,530	86,810	21,280						-	-
B	Amaris Aesthetics	Y	Amaris Aesthetics	1	-	01/02/20	01/02/20	May-20	20,000	24,800	20,000	24,800	4,800						-	-
B	Amaris Aesthetics Total			15	-	07/05/19	01/02/20	May-20	86,000	111,610	85,530	111,610	26,080						-	-

Securities and Exchange Commission, Plaintiff,
 v.
 Complete Business Solutions Group, Inc. d/b/a Par Funding et al., Defendants.
 CASE NO. 9:20-cv-81205
 UNITED STATES DISTRICT COURT
 SOUTHERN DISTRICT OF FLORIDA

Category B - Detail of CBSG MCA Suites Activity for the period from 2012 through July 27, 2020

Source: MCA Suites

Category (Note 1)	Merchant Grouping (Note 11)	Funded After 01/01/20	Merchant Name (Note 8)	Total # of Deals (Note 2)	Deals with Reload (Note 3)	First Funding Date (Note 12)	Last Funding Date (Note 12)	Month of Last Payment (Note 13)	Total Advances and Repayments			Cash Advances and Repayments per MCA Suites			Transactional Data per MCA Suites			A/R Balance		
									A	B	C	D	E = D-C	F	G	H	I	J	K	L = J+K
									Advance Amount (Note 4)	Payback (Note 5)	Net Cash Advanced (Note 6)	Total Cash Repayments (Note 7)	Net Cash Surplus (Deficit)	Total Reload (Note 9)	Total Write-off (Note 8)	Total Fee (Note 8)	Total Collections 06/2020-07/27/2020 (Note 7)	Active A/R	Default A/R	Total A/R
B	Best Tires and Car Services	N	Best Tires and Car Services	4	-	03/28/19	04/11/19	Nov-19	20,760	24,216	11,056	10,064	(992)		9,370	250		-	5,032	5,032
B	Best Tires and Car Services Total			4	-	03/28/19	04/11/19	Nov-19	20,760	24,216	11,056	10,064	(992)		9,370	250		-	5,032	5,032
B	Alligator Computer Systems	N	Alligator Computer Systems	2	-	10/29/19	11/20/19	Jan-20	80,000	112,700	77,600	112,850	35,250			150		-		-
B	Alligator Computer Systems	Y	Alligator Computer Systems	1	-	01/31/20	01/31/20	Mar-20	50,000	69,500	48,500	69,500	21,000					-		-
B	Alligator Computer Systems Total			3	-	10/29/19	01/31/20	Mar-20	130,000	182,200	126,100	182,350	56,250			150		-		-
B	Beyond Services	N	Beyond Services	6	-	05/13/19	06/17/19	Jun-19	47,531	66,544	47,351	34,001	(13,351)			100			32,643	32,643
B	Beyond Services Total			6	-	05/13/19	06/17/19	Jun-19	47,531	66,544	47,351	34,001	(13,351)			100			32,643	32,643
B	All Phase Roofing and Construction (Jacob Weaver)	N	All Phase Roofing and Construction (Jacob Weaver)	1	-	11/15/19	11/15/19	Jan-20	25,000	31,000	24,965	31,000	6,035					-		-
B	All Phase Roofing and Construction (Jacob Weaver) Total			1	-	11/15/19	11/15/19	Jan-20	25,000	31,000	24,965	31,000	6,035					-		-
B	Big Remodeling	N	Big Remodeling	3	-	08/01/19	08/15/19	Oct-19	9,132	12,328	8,952	4,954	(3,998)			750			8,124	8,124
B	Big Remodeling Total			3	-	08/01/19	08/15/19	Oct-19	9,132	12,328	8,952	4,954	(3,998)			750			8,124	8,124
B	Baker and Horton Box Hunt	N	Baker and Horton Box Hunt	2	-	12/13/19	12/20/19	Dec-19	11,258	15,198	10,708	4,053	(6,655)			300			11,445	11,445
B	Baker and Horton Box Hunt Total			2	-	12/13/19	12/20/19	Dec-19	11,258	15,198	10,708	4,053	(6,655)			300			11,445	11,445
B	Binz Construction	N	Binz Construction	8	-	09/13/17	11/03/17	Oct-19	43,200	64,800	42,205	40,997	(1,208)			1,350			25,153	25,153
B	Binz Construction Total			8	-	09/13/17	11/03/17	Oct-19	43,200	64,800	42,205	40,997	(1,208)			1,350			25,153	25,153
B	Baldwin Construction	N	Baldwin Construction	3	-	02/03/15	03/02/16	Jul-16	20,295	27,563	19,410	27,563	8,153					-		-
B	Baldwin Construction Total			3	-	02/03/15	03/02/16	Jul-16	20,295	27,563	19,410	27,563	8,153					-		-
B	Bio-Clean	N	Bio-Clean	4	-	03/20/13	12/16/16	Jun-17	19,000	23,500	18,850	27,100	8,250			3,600				-
B	Bio-Clean Total			4	-	03/20/13	12/16/16	Jun-17	19,000	23,500	18,850	27,100	8,250			3,600				-
B	Affordable Funeral Homes	N	Affordable Funeral Homes	2	-	10/18/18	10/18/18	Nov-18	7,595	9,533	7,560	1,246	(6,314)			1,627			9,914	9,914
B	Affordable Funeral Homes Total			2	-	10/18/18	10/18/18	Nov-18	7,595	9,533	7,560	1,246	(6,314)			1,627			9,914	9,914
B	A And M Fasteners	N	A And M Fasteners	2	-	10/29/13	05/29/14	Oct-14	93,000	129,500	90,238	79,015	(11,223)			3,100			53,585	53,585
B	A And M Fasteners Total			2	-	10/29/13	05/29/14	Oct-14	93,000	129,500	90,238	79,015	(11,223)			3,100			53,585	53,585
B	Alternative Logistics	N	Alternative Logistics	2	-	11/29/17	04/09/18	Aug-18	35,000	49,600	34,700	50,200	15,500			600				-
B	Alternative Logistics Total			2	-	11/29/17	04/09/18	Aug-18	35,000	49,600	34,700	50,200	15,500			600				-
B	BJK Sports	N	BJK Sports	2	-	01/14/16	04/06/16	Aug-16	10,000	14,500	9,700	12,704	3,004		(5,000)	17,707			24,503	24,503
B	BJK Sports Total			2	-	01/14/16	04/06/16	Aug-16	10,000	14,500	9,700	12,704	3,004		(5,000)	17,707			24,503	24,503
B	Bangkok Happy Bowl Aspen	N	Bangkok Happy Bowl Aspen	2	-	05/22/19	11/05/19	Jan-20	125,000	173,000	121,250	173,000	51,750					-		-
B	Bangkok Happy Bowl Aspen Total			2	-	05/22/19	11/05/19	Jan-20	125,000	173,000	121,250	173,000	51,750					-		-
B	Alarm Connection	N	Alarm Connection	11	-	01/03/17	03/09/17	May-17	36,493	53,740	35,348	26,469	(8,879)			10,525			37,795	37,795
B	Alarm Connection Total			11	-	01/03/17	03/09/17	May-17	36,493	53,740	35,348	26,469	(8,879)			10,525			37,795	37,795
B	Blossom Bridal	N	Blossom Bridal	4	-	03/01/17	03/22/17	Jun-17	15,216	22,825	14,221	9,470	(4,752)			6,182			19,537	19,537
B	Blossom Bridal Total			4	-	03/01/17	03/22/17	Jun-17	15,216	22,825	14,221	9,470	(4,752)			6,182			19,537	19,537
B	3rd Coast Customs	N	3rd Coast Customs	11	-	12/21/17	02/28/18	May-20	94,703	142,055	93,708	143,943	50,235			1,889				-
B	3rd Coast Customs Total			11	-	12/21/17	02/28/18	May-20	94,703	142,055	93,708	143,943	50,235			1,889				-
B	Alexis Welding Express	N	Alexis Welding Express	2	-	01/24/19	08/20/19	Apr-20	40,000	52,200	38,965	52,300	13,335			100				-
B	Alexis Welding Express Total			2	-	01/24/19	08/20/19	Apr-20	40,000	52,200	38,965	52,300	13,335			100				-
B	Blaines Kitchen and Snack Bar	N	Blaines Kitchen and Snack Bar	1	-	11/29/19	11/29/19	May-20	40,000	54,000	38,800	54,000	15,200							-
B	Blaines Kitchen and Snack Bar	Y	Blaines Kitchen and Snack Bar	1	-	01/17/20	01/17/20	May-20	20,000	24,800	19,965	24,800	4,835							-
B	Blaines Kitchen and Snack Bar Total			2	-	11/29/19	01/17/20	May-20	60,000	78,800	58,765	78,800	20,035							-
B	Blue Wave Accessories	N	Blue Wave Accessories	7	-	12/11/17	01/22/18	Mar-18	24,925	37,388	23,930	14,288	(9,642)			1,200			24,300	24,300
B	Blue Wave Accessories Total			7	-	12/11/17	01/22/18	Mar-18	24,925	37,388	23,930	14,288	(9,642)			1,200			24,300	24,300
B	A Masterpiece Remodeling	N	A Masterpiece Remodeling	2	-	09/06/19	12/11/19	Mar-20	50,000	67,100	49,065	67,100	18,035							-
B	A Masterpiece Remodeling	Y	A Masterpiece Remodeling	1	-	02/12/20	02/12/20	May-20	20,000	23,800	19,965	23,875	3,910			75				-
B	A Masterpiece Remodeling Total			3	-	09/06/19	02/12/20	May-20	70,000	90,900	69,030	90,975	21,945			75				-
B	Bob Tsacrios Plumbing	N	Bob Tsacrios Plumbing	4	-	12/05/19	12/26/19	Mar-20	28,304	38,210	27,804	26,806	(998)			975			12,379	12,379

Securities and Exchange Commission, Plaintiff,
 v.
 Complete Business Solutions Group, Inc. d/b/a Par Funding et al., Defendants.
 CASE NO. 9:20-cv-81205
 UNITED STATES DISTRICT COURT
 SOUTHERN DISTRICT OF FLORIDA

Category B - Detail of CBSG MCA Suites Activity for the period from 2012 through July 27, 2020

Source: MCA Suites

Category (Note 1)	Merchant Grouping (Note 11)	Funded After 01/01/20	Merchant Name (Note 8)	Total # of Deals (Note 2)	Deals with Reload (Note 3)	First Funding Date (Note 12)	Last Funding Date (Note 12)	Month of Last Payment (Note 13)	Total Advances and Repayments			Cash Advances and Repayments per MCA Suites			Transactional Data per MCA Suites			A/R Balance		
									A	B	C	D	E = D-C	F	G	H	I	J	K	L = J+K
									Advance Amount (Note 4)	Payback (Note 5)	Net Cash Advanced (Note 6)	Total Cash Repayments (Note 7)	Net Cash Surplus (Deficit)	Total Reload (Note 9)	Total Write-off (Note 8)	Total Fee (Note 8)	Total Collections 06/2020-07/27/2020 (Note 7)	Active A/R	Default A/R	Total A/R
B	Bob Tsacrios Plumbing	Y	Bob Tsacrios Plumbing	4	-	01/02/20	01/16/20	Jul-20	33,728	43,333	33,693	2,820	(30,873)			450	1,049		40,962	40,962
B	Bob Tsacrios Plumbing Total			8	-	12/05/19	01/16/20	Jul-20	62,032	81,543	61,497	29,627	(31,870)			1,425	1,049		53,341	53,341
B	Advanced Fleet Management	N	Advanced Fleet Management	8	-	12/14/18	01/25/19	Feb-19	101,256	137,407	99,256	137,407	38,151							
B	Advanced Fleet Management Total			8	-	12/14/18	01/25/19	Feb-19	101,256	137,407	99,256	137,407	38,151							
B	424 Trucking	N	424 Trucking	2	-	05/09/19	05/17/19	May-19	9,508	13,311	9,087	6,846	(2,241)			525			6,990	6,990
B	424 Trucking Total			2	-	05/09/19	05/17/19	May-19	9,508	13,311	9,087	6,846	(2,241)			525			6,990	6,990
B	Blue Collar Bistr	N	Blue Collar Bistr	2	-	10/05/17	10/12/17	Jan-20	9,060	13,590	8,065	11,391	3,326			2,822			5,021	5,021
B	Blue Collar Bistro Total			2	-	10/05/17	10/12/17	Jan-20	9,060	13,590	8,065	11,391	3,326			2,822			5,021	5,021
B	Barbers Chair Consulting	N	Barbers Chair Consulting	1	-	09/30/15	09/30/15	Mar-16	10,000	14,000	9,456	14,000	4,544							
B	Barbers Chair Consulting Total			1	-	09/30/15	09/30/15	Mar-16	10,000	14,000	9,456	14,000	4,544							
B	American Made Renovations	N	American Made Renovations	2	-	09/23/16	11/11/16	Nov-17	15,000	23,000	15,000	34,058	19,058			11,058				
B	American Made Renovations Total			2	-	09/23/16	11/11/16	Nov-17	15,000	23,000	15,000	34,058	19,058			11,058				
B	Above and Beyond Management	N	Above and Beyond Management	12	-	10/22/19	12/31/19	Jan-20	44,483	59,502	44,048	41,948	(2,100)			3,400			20,954	20,954
B	Above and Beyond Management	Y	Above and Beyond Management	4	-	01/07/20	01/28/20	Jan-00	5,106	6,893	5,106		(5,106)						6,893	6,893
B	Above and Beyond Management Total			16	-	10/22/19	01/28/20	Jan-20	49,589	66,395	49,154	41,948	(7,206)			3,400			27,847	27,847
B	AC Auto Paint And Supply	N	AC Auto Paint And Supply	20	-	06/14/17	11/02/17	Jan-20	147,240	217,460	145,246	180,770	35,524			1,275			37,965	37,965
B	AC Auto Paint And Supply Total			20	-	06/14/17	11/02/17	Jan-20	147,240	217,460	145,246	180,770	35,524			1,275			37,965	37,965
B	Barley Forge Brewing Company	N	Barley Forge Brewing Company	9	-	07/19/19	09/04/19	Sep-19	291,044	392,159	287,524	114,225	(173,299)			450			278,384	278,384
B	Barley Forge Brewing Company Total			9	-	07/19/19	09/04/19	Sep-19	291,044	392,159	287,524	114,225	(173,299)			450			278,384	278,384
B	Bonkers Saloon	N	Bonkers Saloon	3	-	04/08/19	11/12/19	Feb-20	55,000	68,400	54,895	68,400	13,505							
B	Bonkers Saloon	Y	Bonkers Saloon	1	-	03/09/20	03/09/20	Jun-20	8,000	9,520	7,965	10,120	2,155			600	8,310			
B	Bonkers Saloon Total			4	-	04/08/19	03/09/20	Jun-20	63,000	77,920	62,860	78,520	15,660			600	8,310			
B	Barr Restoration	N	Barr Restoration	2	-	10/18/17	10/27/17	Nov-17	24,644	36,966	23,649	30,312	6,663			600			7,254	7,254
B	Barr Restoration Total			2	-	10/18/17	10/27/17	Nov-17	24,644	36,966	23,649	30,312	6,663			600			7,254	7,254
B	Aactiontransmission 2	N	Aactiontransmission 2	15	-	02/07/19	05/09/19	Dec-19	29,508	40,262	29,074	30,874	1,800			1,850			11,237	11,237
B	Aactiontransmission 2 Total			15	-	02/07/19	05/09/19	Dec-19	29,508	40,262	29,074	30,874	1,800			1,850			11,237	11,237
B	Braz Transport	N	Braz Transport	17	-	03/30/18	07/20/18	Sep-18	50,364	75,546	49,369	75,546	26,177							
B	Braz Transport Total			17	-	03/30/18	07/20/18	Sep-18	50,364	75,546	49,369	75,546	26,177							
B	Andy's American Glass	N	Andy's American Glass	14	-	11/04/16	02/03/17	Jul-17	60,000	87,000	59,005	66,365	7,360			1,400			22,035	22,035
B	Andy's American Glass Total			14	-	11/04/16	02/03/17	Jul-17	60,000	87,000	59,005	66,365	7,360			1,400			22,035	22,035
B	Americana Vineyards and Winery	N	Americana Vineyards and Winery	1	-	09/18/19	09/18/19	Dec-19	50,000	67,500	49,250	27,072	(22,178)			1,225			41,653	41,653
B	Americana Vineyards and Winery Total			1	-	09/18/19	09/18/19	Dec-19	50,000	67,500	49,250	27,072	(22,178)			1,225			41,653	41,653
B	Box Drop Mattress	N	Box Drop Mattress	7	-	01/05/18	02/16/18	Feb-18	12,990	19,485	11,995	5,452	(6,543)			200			14,233	14,233
B	Box Drop Mattress Total			7	-	01/05/18	02/16/18	Feb-18	12,990	19,485	11,995	5,452	(6,543)			200			14,233	14,233
B	Baseball Scoutz	N	Baseball Scoutz	4	-	08/09/18	08/23/18	Dec-19	14,686	18,801	14,651	13,331	(1,321)			5,044			10,514	10,514
B	Baseball Scoutz Total			4	-	08/09/18	08/23/18	Dec-19	14,686	18,801	14,651	13,331	(1,321)			5,044			10,514	10,514
B	Aloes Landscape Maintenance	N	Aloes Landscape Maintenance	9	-	06/26/19	08/14/19	Aug-19	31,078	41,405	30,643	22,007	(8,636)			925			20,324	20,324
B	Aloes Landscape Maintenance Total			9	-	06/26/19	08/14/19	Aug-19	31,078	41,405	30,643	22,007	(8,636)			925			20,324	20,324
B	Bassett Homes	N	Bassett Homes	10	-	06/04/19	07/30/19	Oct-19	92,231	122,862	91,201	57,792	(33,409)			1,450			66,520	66,520
B	Bassett Homes Total			10	-	06/04/19	07/30/19	Oct-19	92,231	122,862	91,201	57,792	(33,409)			1,450			66,520	66,520
B	Bradshaw Trucking	N	Bradshaw Trucking	1	-	09/11/19	09/11/19	Dec-19	9,000	12,600	8,730	12,675	3,945			75				
B	Bradshaw Trucking	Y	Bradshaw Trucking	1	-	01/14/20	01/14/20	Feb-20	10,000	13,900	9,700	13,900	4,200			750				
B	Bradshaw Trucking Total			2	-	09/11/19	01/14/20	Feb-20	19,000	26,500	18,430	26,575	8,145			750				
B	Baths Only	N	Baths Only	2	-	06/11/19	09/25/19	Jun-20	35,000	46,400	34,365	43,989	9,624			1,600	300		4,011	4,011
B	Baths Only Total			2	-	06/11/19	09/25/19	Jun-20	35,000	46,400	34,365	43,989	9,624			1,600	300		4,011	4,011
B	Advanced Granite Solutions (Istanbul)	N	Advanced Granite Solutions (Istanbul)	1	-	10/29/19	10/29/19	Mar-20	90,000	125,100	87,300	125,450	38,150			350				
B	Advanced Granite Solutions (Istanbul)	Y	Advanced Granite Solutions (Istanbul)	1	-	01/23/20	01/23/20	Mar-20	50,000	62,000	49,965	62,075	12,110			75				
B	Advanced Granite Solutions (Istanbul) Total			2	-	10/29/19	01/23/20	Mar-20	140,000	187,100	137,265	187,525	50,260			425				
B	Batter Up Creations	N	Batter Up Creations	14	-	06/04/19	08/27/19	Jul-20	42,580	56,933	42,045	43,848	1,803			1,725	225		14,810	14,810

Securities and Exchange Commission, Plaintiff,
 v.
 Complete Business Solutions Group, Inc. d/b/a Par Funding et al., Defendants.
 CASE NO. 9:20-cv-81205
 UNITED STATES DISTRICT COURT
 SOUTHERN DISTRICT OF FLORIDA

Category B - Detail of CBSG MCA Suites Activity for the period from 2012 through July 27, 2020

Source: MCA Suites

Category (Note 1)	Merchant Grouping (Note 11)	Funded After 01/01/20	Merchant Name (Note 8)	Total # of Deals (Note 2)	Deals with Reload (Note 3)	First Funding Date (Note 12)	Last Funding Date (Note 12)	Month of Last Payment (Note 13)	Total Advances and Repayments			Cash Advances and Repayments per MCA Suites			Transactional Data per MCA Suites			A/R Balance		
									A	B	C	D	E = D-C	F	G	H	I	J	K	L = J+K
									Advance Amount (Note 4)	Payback (Note 5)	Net Cash Advanced (Note 6)	Total Cash Repayments (Note 7)	Net Cash Surplus (Deficit)	Total Reload (Note 9)	Total Write-off (Note 8)	Total Fee (Note 8)	Total Collections 06/2020-07/27/2020 (Note 7)	Active A/R	Default A/R	Total A/R
B	Batter Up Creations Total			14	-	06/04/19	08/27/19	Jul-20	42,580	56,933	42,045	43,848	1,803			1,725	225	-	14,810	14,810
B	Barrera and Company	N	Barrera and Company	3	-	08/06/18	08/13/18	Jan-20	4,640	6,056	4,640	6,604	1,964		4,525				3,977	3,977
B	Barrera and Company Total			3	-	08/06/18	08/13/18	Jan-20	4,640	6,056	4,640	6,604	1,964		4,525				3,977	3,977
B	All Points Bulk Transport	N	All Points Bulk Transport	4	-	12/06/19	12/27/19	Mar-20	48,075	64,901	46,575	33,328	(13,247)		4,325				35,898	35,898
B	All Points Bulk Transport Total			4	-	12/06/19	12/27/19	Mar-20	48,075	64,901	46,575	33,328	(13,247)		4,325				35,898	35,898
B	Back On Track Physical Therapy	Y	Back On Track Physical Therapy	1	-	01/03/20	01/03/20	Jul-20	60,000	74,400	59,965	74,400	14,435				9,940	-		-
B	Back On Track Physical Therapy Total			1	-	01/03/20	01/03/20	Jul-20	60,000	74,400	59,965	74,400	14,435				9,940	-		-
B	B4 Fitness	N	B4 Fitness	10	-	08/09/18	10/09/18	Jun-19	72,510	98,214	72,475	100,314	27,839		2,100				-	-
B	B4 Fitness Total			10	-	08/09/18	10/09/18	Jun-19	72,510	98,214	72,475	100,314	27,839		2,100				-	-
B	All Hooked Up Towing and Recovery (Nates Auto Repair and Performance)	Y	All Hooked Up Towing and Recovery (Nates Auto Repair and Performance)	4	-	01/30/20	02/20/20	Mar-20	98,284	132,684	96,284	31,684	(64,600)			775			101,775	101,775
B	All Hooked Up Towing and Recovery (Nates Auto Repair and Performance) Total			4	-	01/30/20	02/20/20	Mar-20	98,284	132,684	96,284	31,684	(64,600)			775			101,775	101,775
B	7 Strong Trucking	N	7 Strong Trucking	6	-	06/01/18	07/06/18	Jun-19	40,127	60,190	39,577	19,991	(19,585)		8,150				48,349	48,349
B	7 Strong Trucking Total			6	-	06/01/18	07/06/18	Jun-19	40,127	60,190	39,577	19,991	(19,585)		8,150				48,349	48,349
B	Asphalt Paving	N	Asphalt Paving	2	-	08/15/15	02/11/16	Mar-17	75,000	105,000	72,664	94,350	21,686		7,450				18,100	18,100
B	Asphalt Paving Total			2	-	08/15/15	02/11/16	Mar-17	75,000	105,000	72,664	94,350	21,686		7,450				18,100	18,100
B	Aquino Solutions	N	Aquino Solutions	2	-	02/13/15	10/23/15	Jun-16	40,000	58,000	38,108	34,180	(3,928)		5,500				29,320	29,320
B	Aquino Solutions Total			2	-	02/13/15	10/23/15	Jun-16	40,000	58,000	38,108	34,180	(3,928)		5,500				29,320	29,320
B	Just Deals Liquidations	Y	Just Deals Liquidations	3	-	03/05/20	03/19/20	May-20	4,799	6,814	4,600	6,699	2,099		216				(0)	(0)
B	Just Deals Liquidations Total			3	-	03/05/20	03/19/20	May-20	4,799	6,814	4,600	6,699	2,099		216				(0)	(0)
B	VJ Moto	N	VJ Moto	36	-	02/20/18	05/02/19	Sep-19	91,939	127,664	80,517	102,619	22,102		10,356	1,125			15,814	15,814
B	VJ Moto Total			36	-	02/20/18	05/02/19	Sep-19	91,939	127,664	80,517	102,619	22,102		10,356	1,125			15,814	15,814
B	Thai Aroma Therapy	N	Thai Aroma Therapy	18	-	01/31/18	08/17/18	Sep-19	38,344	55,657	37,349	57,382	20,032		1,725				(0)	(0)
B	Thai Aroma Therapy Total			18	-	01/31/18	08/17/18	Sep-19	38,344	55,657	37,349	57,382	20,032		1,725				(0)	(0)
B	Shoreline Custom Woodworks	N	Shoreline Custom Woodworks	7	-	06/11/19	07/23/19	Oct-19	19,845	26,791	19,765	27,580	7,815		789				(0)	(0)
B	Shoreline Custom Woodworks Total			7	-	06/11/19	07/23/19	Oct-19	19,845	26,791	19,765	27,580	7,815		789				(0)	(0)
B	Giacalone Contracting Corp	N	Giacalone Contracting Corp	11	-	08/23/19	11/01/19	Feb-20	74,000	110,260	73,490	110,260	36,770						(0)	(0)
B	Giacalone Contracting Corp Total			11	-	08/23/19	11/01/19	Feb-20	74,000	110,260	73,490	110,260	36,770						(0)	(0)
B	Employee Money Solutions	N	Employee Money Solutions	7	-	01/22/19	03/05/19	May-19	12,452	17,433	12,152	17,433	5,281						(0)	(0)
B	Employee Money Solutions Total			7	-	01/22/19	03/05/19	May-19	12,452	17,433	12,152	17,433	5,281						(0)	(0)
B	Your Grate Escape	N	Your Grate Escape	23	-	11/28/17	05/01/18	Nov-18	92,000	138,000	90,985	138,000	47,015						(0)	(0)
B	Your Grate Escape Total			23	-	11/28/17	05/01/18	Nov-18	92,000	138,000	90,985	138,000	47,015						(0)	(0)
B	Young Construction	N	Young Construction	9	-	04/25/18	06/13/18	Sep-18	28,477	41,321	27,447	41,321	13,874						(0)	(0)
B	Young Construction Total			9	-	04/25/18	06/13/18	Sep-18	28,477	41,321	27,447	41,321	13,874						(0)	(0)
B	Two Smart Cookies	N	Two Smart Cookies	18	-	09/10/19	12/31/19	Feb-20	31,191	41,447	31,085	45,078	13,994			600			(3,031)	(3,031)
B	Two Smart Cookies	Y	Two Smart Cookies	5	-	01/07/20	02/04/20	Mar-20	4,080	5,509	4,080	1,634	(2,446)		1,293	450			3,031	3,031
B	Two Smart Cookies Total			23	-	09/10/19	02/04/20	Mar-20	35,271	46,956	35,165	46,713	11,548		1,293	1,050			(0)	(0)
B	Ramiro Glass Works	N	Ramiro Glass Works	9	-	02/15/19	04/12/19	Sep-19	46,448	65,027	45,449	65,177	19,728			150			(0)	(0)
B	Ramiro Glass Works Total			9	-	02/15/19	04/12/19	Sep-19	46,448	65,027	45,449	65,177	19,728			150			(0)	(0)
B	South West Restoration and Design	N	South West Restoration and Design	15	-	07/01/19	09/30/19	Jan-20	34,526	45,840	34,241	45,904	11,663		3,886	3,950			(0)	(0)
B	South West Restoration and Design Total			15	-	07/01/19	09/30/19	Jan-20	34,526	45,840	34,241	45,904	11,663		3,886	3,950			(0)	(0)
B	Newport Direct Mail	N	Newport Direct Mail	12	-	08/07/18	10/16/18	Nov-18	50,149	68,889	49,119	68,889	19,770						(0)	(0)

Securities and Exchange Commission, Plaintiff,
 v.
 Complete Business Solutions Group, Inc. d/b/a Par Funding et al., Defendants.
 CASE NO. 9:20-cv-81205
 UNITED STATES DISTRICT COURT
 SOUTHERN DISTRICT OF FLORIDA

Category B - Detail of CBSG MCA Suites Activity for the period from 2012 through July 27, 2020

Source: MCA Suites

Category (Note 1)	Merchant Grouping (Note 11)	Funded After 01/01/20	Merchant Name (Note 8)	Total # of Deals (Note 2)	Deals with Reload (Note 3)	First Funding Date (Note 12)	Last Funding Date (Note 12)	Month of Last Payment (Note 13)	Total Advances and Repayments			Cash Advances and Repayments per MCA Suites			Transactional Data per MCA Suites			A/R Balance		
									A	B	C	D	E = D-C	F	G	H	I	J	K	L = J+K
									Advance Amount (Note 4)	Payback (Note 5)	Net Cash Advanced (Note 6)	Total Cash Repayments (Note 7)	Net Cash Surplus (Deficit)	Total Reload (Note 9)	Total Write-off (Note 8)	Total Fee (Note 8)	Total Collections 06/2020-07/27/2020 (Note 7)	Active A/R	Default A/R	Total A/R
B	Newport Direct Mail Total			12	-	08/07/18	10/16/18	Nov-18	50,149	68,889	49,119	68,889	19,770					(0)		(0)
B	Kkp Construction	N	Kkp Construction	5	-	10/02/17	10/30/17	Jan-18	8,500	12,750	7,505	12,750	5,245					(0)		(0)
B	Kkp Construction Total			5	-	10/02/17	10/30/17	Jan-18	8,500	12,750	7,505	12,750	5,245					(0)		(0)
B	KC Tax Services	N	KC Tax Services	4	-	05/30/19	06/21/19	Nov-19	12,423	16,772	12,073	16,047	5,973		1,275			(0)		(0)
B	KC Tax Services Total			4	-	05/30/19	06/21/19	Nov-19	12,423	16,772	12,073	16,047	5,973		1,275			(0)		(0)
B	Legends Towing	N	Legends Towing	13	-	02/19/19	07/12/19	Feb-20	45,410	63,324	36,305	54,949	18,644		8,375			(0)		(0)
B	Legends Towing Total			13	-	02/19/19	07/12/19	Feb-20	45,410	63,324	36,305	54,949	18,644		8,375			(0)		(0)
B	In10sity Fitness United	N	In10sity Fitness United	8	-	08/16/18	10/04/18	Jan-19	16,000	22,400	15,650	22,400	6,750					(0)		(0)
B	In10sity Fitness United Total			8	-	08/16/18	10/04/18	Jan-19	16,000	22,400	15,650	22,400	6,750					(0)		(0)
B	Elite Generators	N	Elite Generators	4	-	12/06/19	12/30/19	Feb-20	23,548	31,790	22,048	33,394	11,346			300		(1,304)		(1,304)
B	Elite Generators	Y	Elite Generators	6	-	01/03/20	02/24/20	Jun-20	34,059	42,779	34,024	40,985	6,961	1,090	600	7,400		1,304		1,304
B	Elite Generators Total			10	-	12/06/19	02/24/20	Jun-20	57,607	74,569	56,072	74,379	18,307	1,090	900	7,400		(0)		(0)
B	Bushby Enterprises (Comcare)	N	Bushby Enterprises (Comcare)	21	-	12/08/17	04/20/18	Apr-20	116,193	171,840	114,203	143,747	29,544		6,646			(0)	34,739	34,739
B	Bushby Enterprises (Comcare) Total			21	-	12/08/17	04/20/18	Apr-20	116,193	171,840	114,203	143,747	29,544		6,646			(0)	34,739	34,739
B	A Plus Mechanical Services	N	A Plus Mechanical Services	10	-	08/23/17	10/25/17	Feb-18	13,407	20,111	12,412	23,085	10,673		2,974			(0)		(0)
B	A Plus Mechanical Services Total			10	-	08/23/17	10/25/17	Feb-18	13,407	20,111	12,412	23,085	10,673		2,974			(0)		(0)
B	Georgia Tactical Specialists	N	Georgia Tactical Specialists	8	-	11/16/18	02/28/19	Jun-20	15,234	18,513	9,265	13,716	4,451	5,996	1,200	100		(0)		(0)
B	Georgia Tactical Specialists Total			8	-	11/16/18	02/28/19	Jun-20	15,234	18,513	9,265	13,716	4,451	5,996	1,200	100		(0)		(0)
B	Y and Z 2 (Nozawa)	N	Y and Z 2 (Nozawa)	8	-	09/28/18	03/12/19	Apr-20	131,799	184,818	128,999	187,218	58,220	8,200	10,600			(0)		(0)
B	Y and Z 2 (Nozawa) Total			8	-	09/28/18	03/12/19	Apr-20	131,799	184,818	128,999	187,218	58,220	8,200	10,600			(0)		(0)
B	Transit Service	N	Transit Service	2	-	07/12/16	07/26/16	Jan-18	55,000	76,000	53,033	78,320	25,287		2,320			(0)		(0)
B	Transit Service Total			2	-	07/12/16	07/26/16	Jan-18	55,000	76,000	53,033	78,320	25,287		2,320			(0)		(0)
B	U Electric	N	U Electric	6	-	08/20/19	09/24/19	Nov-19	15,958	21,544	15,828	21,544	5,715					(0)		(0)
B	U Electric	Y	U Electric	1	-	03/05/20	03/05/20	Mar-20	12,000	15,960	11,520	1,436	(10,084)			300		14,824		14,824
B	U Electric Total			7	-	08/20/19	03/05/20	Mar-20	27,958	37,504	27,348	22,980	(4,368)		300			(0)	14,824	14,824
B	United Rose Deli	N	United Rose Deli	6	-	08/03/18	09/07/18	Sep-18	25,962	38,944	24,967	38,944	13,976					(0)		(0)
B	United Rose Deli Total			6	-	08/03/18	09/07/18	Sep-18	25,962	38,944	24,967	38,944	13,976					(0)		(0)
B	Maids Envy	N	Maids Envy	3	-	10/23/19	11/01/19	Feb-20	13,053	16,522	12,972	15,185	2,213	2,036	700			(0)		(0)
B	Maids Envy Total			3	-	10/23/19	11/01/19	Feb-20	13,053	16,522	12,972	15,185	2,213	2,036	700			(0)		(0)
B	New Image Graphics	N	New Image Graphics	11	-	04/26/19	06/28/19	Aug-19	35,670	48,259	35,495	48,434	12,938			175		(0)		(0)
B	New Image Graphics Total			11	-	04/26/19	06/28/19	Aug-19	35,670	48,259	35,495	48,434	12,938			175		(0)		(0)
B	Owens and Associates Counseling and Therapy	N	Owens and Associates Counseling and Therapy	9	-	10/31/19	12/26/19	Mar-20	56,834	77,863	56,364	80,581	24,217			225		(2,493)		(2,493)
B	Owens and Associates Counseling and Therapy	Y	Owens and Associates Counseling and Therapy	8	-	01/02/20	02/13/20	May-20	34,566	45,555	34,566	43,137	8,571			75		2,493		2,493
B	Owens and Associates Counseling and Therapy Total			17	-	10/31/19	02/13/20	May-20	91,400	123,418	90,930	123,718	32,788			300		(0)		(0)
B	Level Up Builders	N	Level Up Builders	2	-	11/27/19	12/04/19	Jul-20	11,673	15,759	11,173	17,428	6,255	1,305	2,975	3,600		(0)		(0)
B	Level Up Builders Total			2	-	11/27/19	12/04/19	Jul-20	11,673	15,759	11,173	17,428	6,255	1,305	2,975	3,600		(0)		(0)
B	Judys Wholesale Furniture	N	Judys Wholesale Furniture	9	-	11/01/19	12/27/19	Mar-20	58,776	79,348	58,076	80,364	22,288					(1,016)		(1,016)
B	Judys Wholesale Furniture	Y	Judys Wholesale Furniture	1	-	01/03/20	01/03/20	Apr-20	3,224	4,352	3,224	3,336	112					1,016		1,016
B	Judys Wholesale Furniture Total			10	-	11/01/19	01/03/20	Apr-20	62,000	83,700	61,300	83,700	22,400					(0)		(0)
B	JLM Expediting	N	JLM Expediting	9	-	03/13/19	05/01/19	Jan-20	31,000	41,300	30,465	42,359	11,894	691	1,750			(0)		(0)
B	JLM Expediting Total			9	-	03/13/19	05/01/19	Jan-20	31,000	41,300	30,465	42,359	11,894	691	1,750			(0)		(0)
B	Good Bones Construction	N	Good Bones Construction	2	-	09/24/19	10/01/19	Oct-19	14,242	19,226	14,043	16,272	2,230	3,329	375			(0)		(0)
B	Good Bones Construction Total			2	-	09/24/19	10/01/19	Oct-19	14,242	19,226	14,043	16,272	2,230	3,329	375			(0)		(0)
B	Fusion Metal Artworks	N	Fusion Metal Artworks	9	-	09/20/19	11/20/19	Nov-19	33,919	45,591	33,509	45,591	12,082					(0)		(0)
B	Fusion Metal Artworks Total			9	-	09/20/19	11/20/19	Nov-19	33,919	45,591	33,509	45,591	12,082					(0)		(0)
B	George W Johnson Enterprises	N	George W Johnson Enterprises	21	-	05/03/19	09/24/19	Oct-19	154,766	209,927	112,006	92,295	(19,710)	42,461	375			(0)	75,546	75,546
B	George W Johnson Enterprises Total			21	-	05/03/19	09/24/19	Oct-19	154,766	209,927	112,006	92,295	(19,710)	42,461	375			(0)	75,546	75,546

Securities and Exchange Commission, Plaintiff,
 v.
 Complete Business Solutions Group, Inc. d/b/a Par Funding et al., Defendants.
 CASE NO. 9:20-cv-81205
 UNITED STATES DISTRICT COURT
 SOUTHERN DISTRICT OF FLORIDA

Category B - Detail of CBSG MCA Suites Activity for the period from 2012 through July 27, 2020

Source: MCA Suites

Category (Note 1)	Merchant Grouping (Note 11)	Funded After 01/01/20	Merchant Name (Note 8)	Total # of Deals (Note 2)	Deals with Reload (Note 3)	First Funding Date (Note 12)	Last Funding Date (Note 12)	Month of Last Payment (Note 13)	Total Advances and Repayments			Cash Advances and Repayments per MCA Suites			Transactional Data per MCA Suites			A/R Balance		
									A	B	C	D	E = D-C	F	G	H	I	J	K	L = J+K
									Advance Amount (Note 4)	Payback (Note 5)	Net Cash Advanced (Note 6)	Total Cash Repayments (Note 7)	Net Cash Surplus (Deficit)	Total Reload (Note 9)	Total Write-off (Note 8)	Total Fee (Note 8)	Total Collections 06/2020-07/27/2020 (Note 7)	Active A/R	Default A/R	Total A/R
B	Emergency Pest Control	N	Emergency Pest Control	3	-	08/27/18	09/10/18	Jun-19	5,842	8,471	5,842	8,771	2,929			300		(0)		(0)
B	Emergency Pest Control Total			3	-	08/27/18	09/10/18	Jun-19	5,842	8,471	5,842	8,771	2,929			300		(0)		(0)
B	Cool Tech Hvac	N	Cool Tech Hvac	3	-	06/05/14	07/10/15	Sep-15	45,000	63,380	42,414	69,658	27,244			6,278		(0)		(0)
B	Cool Tech Hvac Total			3	-	06/05/14	07/10/15	Sep-15	45,000	63,380	42,414	69,658	27,244			6,278		(0)		(0)
B	Banuelos Family Medicine	N	Banuelos Family Medicine	8	-	05/18/18	07/06/18	Oct-18	25,770	38,655	24,775	39,480	14,705			825		(0)		(0)
B	Banuelos Family Medicine Total			8	-	05/18/18	07/06/18	Oct-18	25,770	38,655	24,775	39,480	14,705			825		(0)		(0)
B	Star Landscape	N	Star Landscape	12	-	05/02/19	08/08/19	Nov-19	53,100	70,540	52,480	70,615	18,135			75		(0)		(0)
B	Star Landscape Total			12	-	05/02/19	08/08/19	Nov-19	53,100	70,540	52,480	70,615	18,135			75		(0)		(0)
B	247 Bonding	N	247 Bonding	15	-	04/23/19	07/30/19	Oct-19	25,800	36,120	25,800	36,270	10,470			150		(0)		(0)
B	247 Bonding Total			15	-	04/23/19	07/30/19	Oct-19	25,800	36,120	25,800	36,270	10,470			150		(0)		(0)
B	Stevens Electrical and Mechanical	N	Stevens Electrical and Mechanical	9	-	02/16/17	09/11/17	Dec-17	41,318	61,077	39,973	61,077	21,104					(0)		(0)
B	Stevens Electrical and Mechanical Total			9	-	02/16/17	09/11/17	Dec-17	41,318	61,077	39,973	61,077	21,104					(0)		(0)
B	Nellis Adult Day Care	N	Nellis Adult Day Care	9	-	10/15/19	12/10/19	Mar-20	23,773	32,094	22,973	32,094	9,121					(0)		(0)
B	Nellis Adult Day Care Total			9	-	10/15/19	12/10/19	Mar-20	23,773	32,094	22,973	32,094	9,121					(0)		(0)
B	New Horizon Home Health Care	N	New Horizon Home Health Care	13	-	10/08/19	12/31/19	Apr-20	94,014	126,919	93,014	129,916	36,901			275		(2,721)		(2,721)
B	New Horizon Home Health Care	Y	New Horizon Home Health Care	2	-	01/07/20	01/14/20	Jan-00	2,016	2,721	2,016		(2,016)					2,721		2,721
B	New Horizon Home Health Care Total			15	-	10/08/19	01/14/20	Apr-20	96,030	129,641	95,030	129,916	34,885			275		(0)		(0)
B	Design with Vinyl	N	Design with Vinyl	25	-	01/03/17	08/10/17	Jun-19	137,226	195,200	135,236	171,743	36,507			575		(0)	24,032	24,032
B	Design with Vinyl Total			25	-	01/03/17	08/10/17	Jun-19	137,226	195,200	135,236	171,743	36,507			575		(0)	24,032	24,032
B	Corazon Latino Dance Studio (Figoba)	N	Corazon Latino Dance Studio (Figoba)	12	-	05/16/19	07/25/19	Aug-19	16,048	21,942	16,013	24,795	8,782			2,853		(0)		(0)
B	Corazon Latino Dance Studio (Figoba) Total			12	-	05/16/19	07/25/19	Aug-19	16,048	21,942	16,013	24,795	8,782			2,853		(0)		(0)
B	Ameen General Contractors	N	Ameen General Contractors	10	-	06/14/19	08/12/19	Oct-19	20,119	26,060	20,084	28,710	8,627			2,650		(0)		(0)
B	Ameen General Contractors Total			10	-	06/14/19	08/12/19	Oct-19	20,119	26,060	20,084	28,710	8,627			2,650		(0)		(0)
B	Retreats Unlimited	N	Retreats Unlimited	19	-	11/05/18	02/15/19	Jun-19	50,500	64,650	49,400	64,650	15,250					(0)		(0)
B	Retreats Unlimited Total			19	-	11/05/18	02/15/19	Jun-19	50,500	64,650	49,400	64,650	15,250					(0)		(0)
B	Botanical Landscape	N	Botanical Landscape	9	-	05/02/18	06/13/18	May-19	23,886	35,829	22,891	36,129	13,238			300		(0)		(0)
B	Botanical Landscape Total			9	-	05/02/18	06/13/18	May-19	23,886	35,829	22,891	36,129	13,238			300		(0)		(0)
B	Fewer Hats	N	Fewer Hats	22	-	09/06/18	02/14/19	Jul-19	53,677	71,557	37,549	55,764	18,215		16,094	300		(0)		(0)
B	Fewer Hats Total			22	-	09/06/18	02/14/19	Jul-19	53,677	71,557	37,549	55,764	18,215		16,094	300		(0)		(0)
B	UBreakIFix	N	UBreakIFix	21	-	02/26/18	07/09/18	Oct-18	47,782	69,503	46,752	69,578	22,826			75		(0)		(0)
B	UBreakIFix Total			21	-	02/26/18	07/09/18	Oct-18	47,782	69,503	46,752	69,578	22,826			75		(0)		(0)
B	Wassman Plumbing And Heating	N	Wassman Plumbing And Heating	7	-	07/25/17	09/05/17	Sep-17	59,924	89,886	58,929	89,886	30,957					(0)		(0)
B	Wassman Plumbing And Heating Total			7	-	07/25/17	09/05/17	Sep-17	59,924	89,886	58,929	89,886	30,957					(0)		(0)
B	Triple Threat Sports	N	Triple Threat Sports	4	-	08/08/19	08/29/19	Oct-19	15,714	21,214	15,314	25,868	10,554		646	5,300		(0)		(0)
B	Triple Threat Sports Total			4	-	08/08/19	08/29/19	Oct-19	15,714	21,214	15,314	25,868	10,554		646	5,300		(0)		(0)
B	Valero Home Solutions	N	Valero Home Solutions	9	-	03/08/18	05/07/18	Jul-19	44,831	67,247	43,836	68,972	25,136			1,725		(0)		(0)
B	Valero Home Solutions Total			9	-	03/08/18	05/07/18	Jul-19	44,831	67,247	43,836	68,972	25,136			1,725		(0)		(0)
B	Southern Hospitality Education	N	Southern Hospitality Education	5	-	09/06/17	10/04/17	Aug-18	24,892	37,338	23,897	39,288	15,391			1,950		(0)		(0)
B	Southern Hospitality Education Total			5	-	09/06/17	10/04/17	Aug-18	24,892	37,338	23,897	39,288	15,391			1,950		(0)		(0)
B	Sauter Towing And Recovery	N	Sauter Towing And Recovery	10	-	08/04/17	10/06/17	Dec-17	45,156	67,734	43,896	67,734	23,838					(0)		(0)
B	Sauter Towing And Recovery Total			10	-	08/04/17	10/06/17	Dec-17	45,156	67,734	43,896	67,734	23,838					(0)		(0)
B	Saidou Ba and Family	Y	Saidou Ba and Family	2	-	01/09/20	01/16/20	Jul-20	24,575	33,176	23,575	34,509	10,934		5,292	6,625	6,085	(0)		(0)
B	Saidou Ba and Family Total			2	-	01/09/20	01/16/20	Jul-20	24,575	33,176	23,575	34,509	10,934		5,292	6,625	6,085	(0)		(0)
B	Reflexion of Perfection	N	Reflexion of Perfection	13	-	06/05/19	08/28/19	Dec-19	20,165	27,223	19,840	27,798	7,958			575		(0)		(0)
B	Reflexion of Perfection Total			13	-	06/05/19	08/28/19	Dec-19	20,165	27,223	19,840	27,798	7,958			575		(0)		(0)

Securities and Exchange Commission, Plaintiff,
 v.
 Complete Business Solutions Group, Inc. d/b/a Par Funding et al., Defendants.
 CASE NO. 9:20-cv-81205
 UNITED STATES DISTRICT COURT
 SOUTHERN DISTRICT OF FLORIDA

Category B - Detail of CBSG MCA Suites Activity for the period from 2012 through July 27, 2020

Source: MCA Suites

Category (Note 1)	Merchant Grouping (Note 11)	Funded After 01/01/20	Merchant Name (Note 8)	Total # of Deals (Note 2)	Deals with Reload (Note 3)	First Funding Date (Note 12)	Last Funding Date (Note 12)	Month of Last Payment (Note 13)	Total Advances and Repayments			Cash Advances and Repayments per MCA Suites			Transactional Data per MCA Suites			A/R Balance		
									A	B	C	D	E = D-C	F	G	H	I	J	K	L = J+K
									Advance Amount (Note 4)	Payback (Note 5)	Net Cash Advanced (Note 6)	Total Cash Repayments (Note 7)	Net Cash Surplus (Deficit)	Total Reload (Note 9)	Total Write-off (Note 8)	Total Fee (Note 8)	Total Collections 06/2020-07/27/2020 (Note 7)	Active A/R	Default A/R	Total A/R
B	Orion Cards and Games	Y	Daniel Prosterman (Orion Cards and Games)	5	-	02/20/20	03/19/20	Apr-20	18,449	25,828	17,449	26,053	8,604			225		(0)		(0)
B	Orion Cards and Games Total			5	-	02/20/20	03/19/20	Apr-20	18,449	25,828	17,449	26,053	8,604			225		(0)		(0)
B	Powder Coaters	N	Powder Coaters	2	-	08/10/16	12/05/16	Jun-17	28,712	42,768	27,617	43,845	16,228		1,077			(0)		(0)
B	Powder Coaters Total			2	-	08/10/16	12/05/16	Jun-17	28,712	42,768	27,617	43,845	16,228		1,077			(0)		(0)
B	Modern Crane Technologies	Y	Modern Crane Technologies	10	-	02/20/20	04/01/20	Jun-20	40,944	57,322	39,444	56,367	16,922	1,055	100	14,473		(0)		(0)
B	Modern Crane Technologies Total			10	-	02/20/20	04/01/20	Jun-20	40,944	57,322	39,444	56,367	16,922	1,055	100	14,473		(0)		(0)
B	Marlene and Orlandos Distribution	N	Marlene and Orlandos Distribution	6	-	08/01/19	08/29/19	Jun-20	26,673	34,908	26,538	35,758	9,220		850	2,547		(0)		(0)
B	Marlene and Orlandos Distribution Total			6	-	08/01/19	08/29/19	Jun-20	26,673	34,908	26,538	35,758	9,220		850	2,547		(0)		(0)
B	JD Tractor Work	N	JD Tractor Work	7	-	06/06/18	07/18/18	Jan-19	87,709	131,564	86,714	131,639	44,925		75			(0)		(0)
B	JD Tractor Work Total			7	-	06/06/18	07/18/18	Jan-19	87,709	131,564	86,714	131,639	44,925		75			(0)		(0)
B	Laveda LLC	Y	Laveda LLC	3	-	03/06/20	03/20/20	Jun-20	16,365	22,093	15,965	19,937	3,972	2,356	200	8,398		(0)		(0)
B	Laveda LLC Total			3	-	03/06/20	03/20/20	Jun-20	16,365	22,093	15,965	19,937	3,972	2,356	200	8,398		(0)		(0)
B	Glorias In and Out Restaurant	N	Glorias In and Out Restaurant	8	-	11/08/19	12/27/19	Mar-20	18,840	25,434	18,440	27,705	9,265		75			(2,196)		(2,196)
B	Glorias In and Out Restaurant	Y	Glorias In and Out Restaurant	3	-	01/03/20	01/17/20	Mar-20	2,660	3,591	2,660	1,395	(1,265)					2,196		2,196
B	Glorias In and Out Restaurant Total			11	-	11/08/19	01/17/20	Mar-20	21,500	29,025	21,100	29,100	8,000		75			(0)		(0)
B	ELG Childcare	N	ELG Childcare	10	-	12/27/18	03/29/19	Nov-19	85,994	107,422	52,920	66,740	13,820		2,400			(0)		10,658
B	ELG Childcare Total			10	-	12/27/18	03/29/19	Nov-19	85,994	107,422	52,920	66,740	13,820		2,400			(0)		10,658
B	Henri Collective	N	Henri Collective	15	-	06/28/19	09/27/19	Jan-20	25,896	34,190	25,861	34,265	8,404		75			(0)		(0)
B	Henri Collective Total			15	-	06/28/19	09/27/19	Jan-20	25,896	34,190	25,861	34,265	8,404		75			(0)		(0)
B	Building and Restoring Hope	N	Building and Restoring Hope	4	-	09/06/19	09/27/19	May-20	16,213	21,887	15,813	22,737	6,924		850			(0)		(0)
B	Building and Restoring Hope Total			4	-	09/06/19	09/27/19	May-20	16,213	21,887	15,813	22,737	6,924		850			(0)		(0)
B	Controlled Lighting	N	Controlled Lighting	2	-	12/04/19	12/11/19	Dec-19	10,025	13,534	9,525	18,534	9,009		5,000			(0)		(0)
B	Controlled Lighting Total			2	-	12/04/19	12/11/19	Dec-19	10,025	13,534	9,525	18,534	9,009		5,000			(0)		(0)
B	Cavalry EMS	N	Cavalry EMS	8	-	06/02/17	07/21/17	Jun-19	87,272	130,909	86,277	131,373	45,095		911	1,375		(0)		(0)
B	Cavalry EMS Total			8	-	06/02/17	07/21/17	Jun-19	87,272	130,909	86,277	131,373	45,095		911	1,375		(0)		(0)
B	American Fleet Service Solutions	N	American Fleet Service Solutions	1	-	12/30/19	12/30/19	Jan-20	7,242	9,777	5,642	10,357	4,714					(579)		(579)
B	American Fleet Service Solutions	Y	American Fleet Service Solutions	12	-	01/06/20	03/16/20	Jul-20	64,135	83,382	64,100	83,527	19,428		725	10,844		579		579
B	American Fleet Service Solutions Total			13	-	12/30/19	03/16/20	Jul-20	71,377	93,159	69,742	93,884	24,142		725	10,844		(0)		(0)
B	Aviation Services and Parts	N	Aviation Services and Parts	17	-	01/26/18	05/18/18	Aug-18	62,322	93,484	61,327	93,484	32,156					(0)		(0)
B	Aviation Services and Parts Total			17	-	01/26/18	05/18/18	Aug-18	62,322	93,484	61,327	93,484	32,156					(0)		(0)
B	Cjab And Cjab	N	Cjab And Cjab	17	-	04/13/17	10/11/17	Jan-18	37,476	55,254	36,131	55,254	19,123					(0)		(0)
B	Cjab And Cjab Total			17	-	04/13/17	10/11/17	Jan-18	37,476	55,254	36,131	55,254	19,123					(0)		(0)
B	Renew All Construction and Repair	N	Renew All Construction and Repair	20	-	07/01/19	11/04/19	Dec-19	34,919	45,951	34,919	43,488	8,568	4,788	2,325			(0)		(0)
B	Renew All Construction and Repair Total			20	-	07/01/19	11/04/19	Dec-19	34,919	45,951	34,919	43,488	8,568	4,788	2,325			(0)		(0)
B	Tri State Machine Company	N	Tri State Machine Company	14	-	02/11/19	05/13/19	Jul-19	74,513	104,332	73,313	104,407	31,094		75			(0)		(0)
B	Tri State Machine Company Total			14	-	02/11/19	05/13/19	Jul-19	74,513	104,332	73,313	104,407	31,094		75			(0)		(0)
B	Moos BBQ	N	Moos BBQ	2	-	03/29/17	07/12/17	Mar-19	125,261	187,891	123,271	188,091	64,820	100	300			(0)		(0)
B	Moos BBQ Total			2	-	03/29/17	07/12/17	Mar-19	125,261	187,891	123,271	188,091	64,820	100	300			(0)		(0)
B	Grant Bar and Lounge	N	Grant Bar and Lounge	23	-	08/11/17	01/12/18	Mar-18	66,920	100,380	65,256	100,380	35,124					(0)		(0)
B	Grant Bar and Lounge Total			23	-	08/11/17	01/12/18	Mar-18	66,920	100,380	65,256	100,380	35,124					(0)		(0)
B	Ferrari Transfer	N	Ferrari Transfer	13	-	08/15/18	10/31/18	Apr-19	51,000	70,520	51,000	71,045	20,045		525			(0)		(0)
B	Ferrari Transfer Total			13	-	08/15/18	10/31/18	Apr-19	51,000	70,520	51,000	71,045	20,045		525			(0)		(0)
B	DLR Shelving and Bath	N	DLR Shelving and Bath	2	-	12/23/19	12/30/19	Mar-20	15,269	20,614	14,269	21,024	6,755					(411)		(411)
B	DLR Shelving and Bath	Y	DLR Shelving and Bath	7	-	01/06/20	02/18/20	May-20	11,348	15,320	11,348	14,909	3,561					411		411
B	DLR Shelving and Bath Total			9	-	12/23/19	02/18/20	May-20	26,617	35,934	25,617	35,934	10,316					(0)		(0)
B	Sowells Construction	N	Sowells Construction	8	-	02/23/18	04/16/18	Sep-18	38,000	57,000	37,005	58,834	21,829		1,834			(0)		(0)
B	Sowells Construction Total			8	-	02/23/18	04/16/18	Sep-18	38,000	57,000	37,005	58,834	21,829		1,834			(0)		(0)
B	Tanapat LLC	N	Tanapat LLC	11	-	03/11/19	05/13/19	May-19	44,073	59,302	43,039	59,602	16,563		300			(0)		(0)

Securities and Exchange Commission, Plaintiff,
 v.
 Complete Business Solutions Group, Inc. d/b/a Par Funding et al., Defendants.
 CASE NO. 9:20-cv-81205
 UNITED STATES DISTRICT COURT
 SOUTHERN DISTRICT OF FLORIDA

Category B - Detail of CBSG MCA Suites Activity for the period from 2012 through July 27, 2020

Source: MCA Suites

Category (Note 1)	Merchant Grouping (Note 11)	Funded After 01/01/20	Merchant Name (Note 8)	Total # of Deals (Note 2)	Deals with Reload (Note 3)	First Funding Date (Note 12)	Last Funding Date (Note 12)	Month of Last Payment (Note 13)	Total Advances and Repayments			Cash Advances and Repayments per MCA Suites			Transactional Data per MCA Suites			A/R Balance		
									A	B	C	D	E = D-C	F	G	H	I	J	K	L = J+K
									Advance Amount (Note 4)	Payback (Note 5)	Net Cash Advanced (Note 6)	Total Cash Repayments (Note 7)	Net Cash Surplus (Deficit)	Total Reload (Note 9)	Total Write-off (Note 8)	Total Fee (Note 8)	Total Collections 06/2020-07/27/2020 (Note 7)	Active A/R	Default A/R	Total A/R
B	Tanapat LLC Total			11	-	03/11/19	05/13/19	May-19	44,073	59,302	43,039	59,602	16,563			300		(0)		(0)
B	Revolutionario (Susan Zadi)	N	Revolutionario (Susan Zadi)	11	-	11/06/18	01/08/19	Jan-19	45,921	62,749	44,891	62,749	17,858					(0)		(0)
B	Revolutionario (Susan Zadi) Total			11	-	11/06/18	01/08/19	Jan-19	45,921	62,749	44,891	62,749	17,858					(0)		(0)
B	Red Beard Excavators	N	Red Beard Excavators	9	-	07/19/18	09/06/18	Nov-18	21,840	30,628	21,805	30,628	8,823					(0)		(0)
B	Red Beard Excavators Total			9	-	07/19/18	09/06/18	Nov-18	21,840	30,628	21,805	30,628	8,823					(0)		(0)
B	Rw Thompson Construction	N	Rw Thompson Construction	23	-	05/14/18	08/02/19	Nov-19	214,247	289,601	161,511	234,879	73,367	54,872	150			(0)		(0)
B	Rw Thompson Construction Total			23	-	05/14/18	08/02/19	Nov-19	214,247	289,601	161,511	234,879	73,367	54,872	150			(0)		(0)
B	Nurse Next Door	N	Nurse Next Door	28	-	08/24/18	03/01/19	Apr-19	37,444	53,170	37,444	54,895	17,451		1,725			(0)		(0)
B	Nurse Next Door Total			28	-	08/24/18	03/01/19	Apr-19	37,444	53,170	37,444	54,895	17,451		1,725			(0)		(0)
B	ISI Enterprises	Y	ISI Enterprises	7	-	01/06/20	02/18/20	Jul-20	21,638	29,211	21,438	29,586	8,148		375	5,318		(0)		(0)
B	ISI Enterprises Total			7	-	01/06/20	02/18/20	Jul-20	21,638	29,211	21,438	29,586	8,148		375	5,318		(0)		(0)
B	Kona Ice Of Palm Beach	N	Kona Ice Of Palm Beach	5	-	02/16/17	03/16/17	Aug-17	12,767	19,022	11,772	19,247	7,476		225			(0)		(0)
B	Kona Ice Of Palm Beach Total			5	-	02/16/17	03/16/17	Aug-17	12,767	19,022	11,772	19,247	7,476		225			(0)		(0)
B	HD Utilities	N	HD Utilities	8	-	11/08/18	12/27/18	Feb-19	12,574	17,604	11,974	14,495	2,520	4,652	1,542			(0)		(0)
B	HD Utilities Total			8	-	11/08/18	12/27/18	Feb-19	12,574	17,604	11,974	14,495	2,520	4,652	1,542			(0)		(0)
B	Focus Laser Marketing	N	Focus Laser Marketing	21	-	06/18/18	12/13/18	May-19	168,422	243,913	139,927	216,003	76,076	27,910				(0)		(0)
B	Focus Laser Marketing Total			21	-	06/18/18	12/13/18	May-19	168,422	243,913	139,927	216,003	76,076	27,910				(0)		(0)
B	Cary Earp Plumbing	N	Cary Earp Plumbing	3	-	06/12/15	11/23/16	Nov-18	70,000	98,000	68,832	102,822	33,990		4,822			(0)		(0)
B	Cary Earp Plumbing Total			3	-	06/12/15	11/23/16	Nov-18	70,000	98,000	68,832	102,822	33,990		4,822			(0)		(0)
B	All Color Screen Printing	N	All Color Screen Printing	9	-	03/12/18	04/30/19	Dec-19	39,377	55,128	38,578	52,729	14,151	4,574	2,175			(0)		(0)
B	All Color Screen Printing Total			9	-	03/12/18	04/30/19	Dec-19	39,377	55,128	38,578	52,729	14,151	4,574	2,175			(0)		(0)
B	Brenis Inc	N	Brenis Inc	12	-	06/27/19	09/12/19	Apr-20	58,530	79,016	58,360	80,805	22,445	2,635	4,425			(0)		(0)
B	Brenis Inc Total			12	-	06/27/19	09/12/19	Apr-20	58,530	79,016	58,360	80,805	22,445	2,635	4,425			(0)		(0)
B	Borris Powell Designs	N	Borris Powell Designs	22	-	06/18/19	11/12/19	Dec-19	17,581	23,735	17,281	24,885	7,603		1,150			(0)		(0)
B	Borris Powell Designs Total			22	-	06/18/19	11/12/19	Dec-19	17,581	23,735	17,281	24,885	7,603		1,150			(0)		(0)
B	Maria Cristina Garanzuay DDS	N	Maria Cristina Garanzuay DDS	26	-	01/04/17	03/08/18	May-18	160,062	237,619	158,268	237,769	79,500		150			(0)		(0)
B	Maria Cristina Garanzuay DDS Total			26	-	01/04/17	03/08/18	May-18	160,062	237,619	158,268	237,769	79,500		150			(0)		(0)
B	Utilikon LLC	N	Utilikon LLC	2	-	09/16/19	09/23/19	Nov-19	25,325	34,188	24,826	33,898	9,073	815	525			(0)		(0)
B	Utilikon LLC Total			2	-	09/16/19	09/23/19	Nov-19	25,325	34,188	24,826	33,898	9,073	815	525			(0)		(0)
B	Thunder Electrical Services	N	Thunder Electrical Services	20	-	06/17/19	10/21/19	Jan-20	51,671	68,655	50,937	72,655	21,719		4,000			(0)		(0)
B	Thunder Electrical Services Total			20	-	06/17/19	10/21/19	Jan-20	51,671	68,655	50,937	72,655	21,719		4,000			(0)		(0)
B	David Boatright Consulting	N	David Boatright Consulting	8	-	11/19/19	12/31/19	Feb-20	29,183	38,517	28,398	39,384	10,986					(867)		(867)
B	David Boatright Consulting	Y	David Boatright Consulting	21	-	01/07/20	04/03/20	May-20	30,561	38,257	30,561	37,391	6,830					867		867
B	David Boatright Consulting Total			29	-	11/19/19	04/03/20	May-20	59,744	76,774	58,959	76,774	17,815					(0)		(0)
B	Twietmeyer Dentistry	N	Twietmeyer Dentistry	13	-	01/09/18	04/03/18	Aug-18	94,123	141,185	93,128	141,935	48,807		750			(0)		(0)
B	Twietmeyer Dentistry Total			13	-	01/09/18	04/03/18	Aug-18	94,123	141,185	93,128	141,935	48,807		750			(0)		(0)
B	Walberg Enterprises	N	Walberg Enterprises	4	-	07/01/19	07/15/19	Oct-19	54,698	71,642	53,363	67,850	14,487	3,792				(0)		(0)
B	Walberg Enterprises Total			4	-	07/01/19	07/15/19	Oct-19	54,698	71,642	53,363	67,850	14,487	3,792				(0)		(0)
B	Show Me Health	N	Show Me Health	3	-	10/22/13	10/23/13	Nov-13	25,000	35,750	24,306	35,750	11,444					(0)		(0)
B	Show Me Health Total			3	-	10/22/13	10/23/13	Nov-13	25,000	35,750	24,306	35,750	11,444					(0)		(0)
B	Quality Transportation Of Atlanta	N	Quality Transportation Of Atlanta	9	-	12/01/17	01/26/18	Sep-18	77,470	116,205	76,475	116,430	39,955		225			(0)		(0)
B	Quality Transportation Of Atlanta Total			9	-	12/01/17	01/26/18	Sep-18	77,470	116,205	76,475	116,430	39,955		225			(0)		(0)
B	RNJ Smoked Meats	N	RNJ Smoked Meats	3	-	11/06/19	11/20/19	Apr-20	17,345	24,629	17,260	25,354	8,095		725			(0)		(0)
B	RNJ Smoked Meats Total			3	-	11/06/19	11/20/19	Apr-20	17,345	24,629	17,260	25,354	8,095		725			(0)		(0)
B	Rig Fab Energy Services	N	Rig Fab Energy Services	8	-	01/25/19	03/08/19	Mar-19	44,635	58,239	43,785	58,239	14,454					(0)		(0)
B	Rig Fab Energy Services Total			8	-	01/25/19	03/08/19	Mar-19	44,635	58,239	43,785	58,239	14,454					(0)		(0)

533
 Securities and Exchange Commission, Plaintiff,
 v.
 Complete Business Solutions Group, Inc. d/b/a Par Funding et al., Defendants.
 CASE NO. 9:20-cv-81205
 UNITED STATES DISTRICT COURT
 SOUTHERN DISTRICT OF FLORIDA

Category B - Detail of CBSG MCA Suites Activity for the period from 2012 through July 27, 2020

Source: MCA Suites

Category (Note 1)	Merchant Grouping (Note 11)	Funded After 01/01/20	Merchant Name (Note 8)	Total # of Deals (Note 2)	Deals with Reload (Note 3)	First Funding Date (Note 12)	Last Funding Date (Note 12)	Month of Last Payment (Note 13)	Total Advances and Repayments			Cash Advances and Repayments per MCA Suites			Transactional Data per MCA Suites			A/R Balance		
									A	B	C	D	E = D-C	F	G	H	I	J	K	L = J+K
									Advance Amount (Note 4)	Payback (Note 5)	Net Cash Advanced (Note 6)	Total Cash Repayments (Note 7)	Net Cash Surplus (Deficit)	Total Reload (Note 9)	Total Write-off (Note 8)	Total Fee (Note 8)	Total Collections 06/2020-07/27/2020 (Note 7)	Active A/R	Default A/R	Total A/R
B	Quality Electric and Data	N	Quality Electric and Data	10	-	05/20/19	08/28/19	Jan-20	233,030	295,341	231,960	295,141	63,180		4,375	4,175		(0)		(0)
B	Quality Electric and Data Total			10	-	05/20/19	08/28/19	Jan-20	233,030	295,341	231,960	295,141	63,180		4,375	4,175		(0)		(0)
B	Mark Jones Plumbing Contractor	N	Mark Jones Plumbing Contractor	14	-	06/06/19	09/05/19	Oct-19	26,796	36,175	26,721	34,992	8,271		4,483	3,300		(0)		(0)
B	Mark Jones Plumbing Contractor Total			14	-	06/06/19	09/05/19	Oct-19	26,796	36,175	26,721	34,992	8,271		4,483	3,300		(0)		(0)
B	MD Mostafa Kamal	N	MD Mostafa Kamal	11	-	04/11/19	06/25/19	Aug-19	30,000	42,000	29,400	42,000	12,600					(0)		(0)
B	MD Mostafa Kamal Total			11	-	04/11/19	06/25/19	Aug-19	30,000	42,000	29,400	42,000	12,600					(0)		(0)
B	Peoples Day Services	N	Peoples Day Services	7	-	11/22/19	12/27/19	Mar-20	87,014	113,219	84,479	118,255	33,776			150		(4,886)		(4,886)
B	Peoples Day Services	Y	Peoples Day Services	11	-	01/03/20	03/03/20	Jun-20	99,736	131,243	99,701	126,357	26,656				10,046	4,886		4,886
B	Peoples Day Services Total			18	-	11/22/19	03/03/20	Jun-20	186,750	244,463	184,180	244,613	60,433			150	10,046	(0)		(0)
B	Midsouth Coating	N	Midsouth Coating	16	-	07/03/18	10/02/18	Jan-19	123,348	174,022	123,278	178,047	54,769			4,025		(0)		(0)
B	Midsouth Coating Total			16	-	07/03/18	10/02/18	Jan-19	123,348	174,022	123,278	178,047	54,769			4,025		(0)		(0)
B	Macks Fire Protection Company	N	Macks Fire Protection Company	27	-	02/19/19	08/20/19	Oct-19	57,500	80,500	57,250	80,500	23,250					(0)		(0)
B	Macks Fire Protection Company Total			27	-	02/19/19	08/20/19	Oct-19	57,500	80,500	57,250	80,500	23,250					(0)		(0)
B	Lai Yin Cheng Sole Proprietor	N	Lai Yin Cheng Sole Proprietor	7	-	08/24/18	10/10/18	Jan-19	113,290	147,606	112,260	147,831	35,571			225		(0)		(0)
B	Lai Yin Cheng Sole Proprietor Total			7	-	08/24/18	10/10/18	Jan-19	113,290	147,606	112,260	147,831	35,571			225		(0)		(0)
B	JHT Transportation	N	JHT Transportation	4	-	02/20/19	03/27/19	Apr-20	46,760	56,375	32,287	28,915	(3,372)	14,474		1,300		(0)	14,286	14,286
B	JHT Transportation Total			4	-	02/20/19	03/27/19	Apr-20	46,760	56,375	32,287	28,915	(3,372)	14,474		1,300		(0)	14,286	14,286
B	Hermann Harris (Cattins Family Dining)	N	Hermann Harris (Cattins Family Dining)	7	-	05/01/19	06/19/19	Dec-19	31,625	44,275	30,925	46,525	15,600			2,250		(0)		(0)
B	Hermann Harris (Cattins Family Dining) Total			7	-	05/01/19	06/19/19	Dec-19	31,625	44,275	30,925	46,525	15,600			2,250		(0)		(0)
B	Future Generation Youth Services	N	Future Generation Youth Services	10	-	04/25/19	11/14/19	Feb-20	68,192	92,649	66,902	86,554	19,651		6,895	800		(0)	(0)	(0)
B	Future Generation Youth Services Total			10	-	04/25/19	11/14/19	Feb-20	68,192	92,649	66,902	86,554	19,651		6,895	800		(0)	(0)	(0)
B	Gate Embroidery NY 2	Y	Gate Embroidery NY 2	6	-	03/06/20	03/30/20	May-20	106,863	139,465	99,833	106,794	6,961	33,271		600		(0)		(0)
B	Gate Embroidery NY 2 Total			6	-	03/06/20	03/30/20	May-20	106,863	139,465	99,833	106,794	6,961	33,271		600		(0)		(0)
B	Forever Young Beauty Supply	N	Forever Young Beauty Supply	6	-	01/05/18	02/09/18	Dec-18	73,510	110,266	72,515	111,016	38,500			750		(0)		(0)
B	Forever Young Beauty Supply Total			6	-	01/05/18	02/09/18	Dec-18	73,510	110,266	72,515	111,016	38,500			750		(0)		(0)
B	Dyson Life Safety Security Systems	N	Dyson Life Safety Security Systems	5	-	07/31/19	08/28/19	Jan-20	18,325	24,739	18,225	25,114	6,889			375		(0)		(0)
B	Dyson Life Safety Security Systems Total			5	-	07/31/19	08/28/19	Jan-20	18,325	24,739	18,225	25,114	6,889			375		(0)		(0)
B	Euro Custom Woodworking	N	Euro Custom Woodworking	7	-	11/29/18	01/22/19	Aug-19	66,676	79,205	36,137	50,426	14,289		29,853	1,075		(0)		(0)
B	Euro Custom Woodworking Total			7	-	11/29/18	01/22/19	Aug-19	66,676	79,205	36,137	50,426	14,289		29,853	1,075		(0)		(0)
B	Broadbent Dental Clinic	N	Broadbent Dental Clinic	21	-	01/28/19	06/10/19	Aug-19	63,472	86,661	62,737	87,036	24,299			375		(0)		(0)
B	Broadbent Dental Clinic Total			21	-	01/28/19	06/10/19	Aug-19	63,472	86,661	62,737	87,036	24,299			375		(0)		(0)
B	Century 21 New Horizon	Y	Century 21 New Horizon	2	-	03/12/20	03/19/20	May-20	43,409	58,603	41,909	52,641	10,732		6,062	100		(0)		(0)
B	Century 21 New Horizon Total			2	-	03/12/20	03/19/20	May-20	43,409	58,603	41,909	52,641	10,732		6,062	100		(0)		(0)
B	Catalyst Benefits Group	N	Catalyst Benefits Group	4	-	05/31/18	06/21/18	Aug-18	31,160	45,182	30,165	45,257	15,092			75		(0)		(0)
B	Catalyst Benefits Group Total			4	-	05/31/18	06/21/18	Aug-18	31,160	45,182	30,165	45,257	15,092			75		(0)		(0)
B	BRK Consulting International	N	BRK Consulting International	10	-	04/04/19	06/06/19	Jul-20	22,202	31,083	21,536	31,458	9,922		1,975	2,350	1,600	(0)		(0)
B	BRK Consulting International Total			10	-	04/04/19	06/06/19	Jul-20	22,202	31,083	21,536	31,458	9,922		1,975	2,350	1,600	(0)		(0)
B	Crocker Electric	N	Crocker Electric	7	-	01/12/18	02/22/18	Sep-19	140,835	209,844	139,840	212,120	72,280		4,799	7,075		(0)		(0)
B	Crocker Electric Total			7	-	01/12/18	02/22/18	Sep-19	140,835	209,844	139,840	212,120	72,280		4,799	7,075		(0)		(0)
B	Black Sheep Holding	N	Black Sheep Holding	7	-	08/06/19	09/10/19	Nov-19	79,351	104,373	77,566	109,673	32,108			5,300		(0)		(0)

Securities and Exchange Commission, Plaintiff,
 v.
 Complete Business Solutions Group, Inc. d/b/a Par Funding et al., Defendants.
 CASE NO. 9:20-cv-81205
 UNITED STATES DISTRICT COURT
 SOUTHERN DISTRICT OF FLORIDA

Category B - Detail of CBSG MCA Suites Activity for the period from 2012 through July 27, 2020

Source: MCA Suites

Category (Note 1)	Merchant Grouping (Note 11)	Funded After 01/01/20	Merchant Name (Note 8)	Total # of Deals (Note 2)	Deals with Reload (Note 3)	First Funding Date (Note 12)	Last Funding Date (Note 12)	Month of Last Payment (Note 13)	Total Advances and Repayments			Cash Advances and Repayments per MCA Suites			Transactional Data per MCA Suites			A/R Balance			
									A	B	C	D	E = D-C	F	G	H	I	J	K	L = J+k	
									Advance Amount (Note 4)	Payback (Note 5)	Net Cash Advanced (Note 6)	Total Cash Repayments (Note 7)	Net Cash Surplus (Deficit)	Total Reload (Note 9)	Total Write-off (Note 8)	Total Fee (Note 8)	Total Collections 06/2020-07/27/2020 (Note 7)	Active A/R	Default A/R	Total A/R	
B	Black Sheep Holding Total			7	-	08/06/19	09/10/19	Nov-19	79,351	104,373	77,566	109,673	32,108			5,300			(0)		(0)
B	Bichos Wireless	N	Bichos Wireless	20	-	04/15/19	08/30/19	Nov-19	91,582	126,295	90,548	130,120	39,572			3,825			(0)		(0)
B	Bichos Wireless Total			20	-	04/15/19	08/30/19	Nov-19	91,582	126,295	90,548	130,120	39,572			3,825			(0)		(0)
B	Beautifully Bare	N	Beautifully Bare	8	-	05/23/17	12/26/19	Feb-20	45,574	65,783	45,424	67,189	21,765					(1,406)		(1,406)	
B	Beautifully Bare	Y	Beautifully Bare	12	-	01/02/20	03/19/20	May-20	49,573	71,881	49,573	70,675	21,102		200			1,406		1,406	
B	Beautifully Bare Total			20	-	05/23/17	03/19/20	May-20	95,147	137,664	94,997	137,864	42,866		200			(0)		(0)	
B	AP Custom Builders	Y	AP Custom Builders	3	-	03/03/20	03/17/20	Jul-20	25,977	36,367	24,977	33,635	8,658	3,757	1,025	8,000			(0)		(0)
B	AP Custom Builders Total			3	-	03/03/20	03/17/20	Jul-20	25,977	36,367	24,977	33,635	8,658	3,757	1,025	8,000			(0)		(0)
B	Beach Tan Express	N	Beach Tan Express	8	-	07/18/19	09/05/19	Dec-19	29,080	39,259	28,985	30,992	2,007		9,366	1,100			(0)		(0)
B	Beach Tan Express Total			8	-	07/18/19	09/05/19	Dec-19	29,080	39,259	28,985	30,992	2,007		9,366	1,100			(0)		(0)
B	Acme Process Group	Y	Acme Process Group	4	-	01/14/20	02/05/20	Apr-20	19,160	25,866	19,160	24,686	5,526		2,005	825			(0)		(0)
B	Acme Process Group Total			4	-	01/14/20	02/05/20	Apr-20	19,160	25,866	19,160	24,686	5,526		2,005	825			(0)		(0)
B	United Real Estate Central PA (Kieff Enterprises)	N	United Real Estate Central PA (Kieff Enterprises)	20	-	08/28/19	12/31/19	Mar-20	41,802	55,332	41,667	60,986	19,319		2,650			(3,004)		(3,004)	
B	United Real Estate Central PA (Kieff Enterprises)	Y	United Real Estate Central PA (Kieff Enterprises)	8	-	01/08/20	02/26/20	Jun-20	8,198	11,068	8,198	8,214	16		150	984	3,004			3,004	
B	United Real Estate Central PA (Kieff Enterprises) Total			28	-	08/28/19	02/26/20	Jun-20	50,000	66,400	49,865	69,200	19,335		2,800	984		(0)		(0)	
B	Gasolina Bar Lounge	N	Gasolina Bar Lounge	23	-	06/26/19	12/31/19	Apr-20	26,445	35,901	21,430	33,170	11,740		4,865			(2,134)		(2,134)	
B	Gasolina Bar Lounge	Y	Gasolina Bar Lounge	5	-	01/07/20	02/04/20	Apr-20	2,205	2,977	2,205	843	(1,362)					2,134		2,134	
B	Gasolina Bar Lounge Total			28	-	06/26/19	02/04/20	Apr-20	28,650	38,878	23,635	34,013	10,378		4,865			(0)		(0)	
B	AG Holdings	N	AG Holdings	3	-	10/28/19	11/08/19	Mar-20	17,559	24,056	16,859	24,917	8,058		1,239	2,100			(0)		(0)
B	AG Holdings Total			3	-	10/28/19	11/08/19	Mar-20	17,559	24,056	16,859	24,917	8,058		1,239	2,100			(0)		(0)
B	GNA Auto Service	N	GNA Auto Service	19	-	03/22/19	07/19/19	Oct-19	59,743	82,840	59,708	82,840	23,132						(0)		(0)
B	GNA Auto Service Total			19	-	03/22/19	07/19/19	Oct-19	59,743	82,840	59,708	82,840	23,132						(0)		(0)
B	Quality Care Ambulance Service	N	Quality Care Ambulance Service	18	-	09/21/17	01/18/18	Jan-18	62,000	93,000	61,005	93,000	31,995						(0)		(0)
B	Quality Care Ambulance Service Total			18	-	09/21/17	01/18/18	Jan-18	62,000	93,000	61,005	93,000	31,995						(0)		(0)
B	Powergrid Partners	N	Powergrid Partners	14	-	08/21/19	11/13/19	Jan-20	103,000	137,950	102,681	137,950	35,269						(0)		(0)
B	Powergrid Partners	Y	Powergrid Partners	1	-	01/22/20	01/22/20	Jun-20	40,000	54,800	38,800	52,045	13,245	2,755		26,189			0		0
B	Powergrid Partners Total			15	-	08/21/19	01/22/20	Jun-20	143,000	192,750	141,481	189,995	48,514		2,755	26,189			(0)		(0)
B	Columbia Radiator	N	Columbia Radiator	16	-	02/19/19	05/28/19	Jan-20	30,056	41,198	29,857	43,273	13,416		625	2,700			(0)		(0)
B	Columbia Radiator Total			16	-	02/19/19	05/28/19	Jan-20	30,056	41,198	29,857	43,273	13,416		625	2,700			(0)		(0)
B	Coit Tool Company	N	Coit Tool Company	13	-	04/09/19	07/02/19	Jan-20	50,295	70,413	49,845	70,638	20,793						(0)		(0)
B	Coit Tool Company Total			13	-	04/09/19	07/02/19	Jan-20	50,295	70,413	49,845	70,638	20,793			225			(0)		(0)
B	Vision Media	N	Vision Media	9	-	04/26/18	06/14/18	Feb-19	20,663	28,403	19,668	28,403	8,735						(0)		(0)
B	Vision Media Total			9	-	04/26/18	06/14/18	Feb-19	20,663	28,403	19,668	28,403	8,735						(0)		(0)
B	Saras Bright Beginnings Daycare	Y	Saras Bright Beginnings Daycare	15	-	01/23/20	04/03/20	Jul-20	25,394	34,282	25,094	34,807	9,713		525	8,667			(0)		(0)
B	Saras Bright Beginnings Daycare Total			15	-	01/23/20	04/03/20	Jul-20	25,394	34,282	25,094	34,807	9,713		525	8,667			(0)		(0)
B	Garden State Academy	N	Garden State Academy	23	-	04/26/18	09/20/18	Sep-18	59,688	84,882	58,658	84,882	26,224		0				(0)		(0)
B	Garden State Academy Total			23	-	04/26/18	09/20/18	Sep-18	59,688	84,882	58,658	84,882	26,224		0				(0)		(0)
B	Tnt Outdoor	N	Tnt Outdoor	7	-	12/20/17	01/26/18	Apr-20	52,785	79,178	51,790	81,318	29,528	3,410	5,550				(0)		(0)
B	Tnt Outdoor Total			7	-	12/20/17	01/26/18	Apr-20	52,785	79,178	51,790	81,318	29,528	3,410	5,550				(0)		(0)
B	The Black Room	N	The Black Room	11	-	04/03/19	06/12/19	Jan-20	26,204	36,686	26,204	41,386	15,182			4,700			(0)		(0)
B	The Black Room Total			11	-	04/03/19	06/12/19	Jan-20	26,204	36,686	26,204	41,386	15,182			4,700			(0)		(0)
B	Squirrelys Liquor	N	Squirrelys Liquor	5	-	05/15/18	06/12/18	Mar-19	44,800	67,200	43,805	68,025	24,220		825				(0)		(0)
B	Squirrelys Liquor Total			5	-	05/15/18	06/12/18	Mar-19	44,800	67,200	43,805	68,025	24,220		825				(0)		(0)
B	Oasis Senior Advisors Franchise Systems	N	Oasis Senior Advisors Franchise Systems	4	-	12/05/19	12/26/19	Apr-20	58,597	79,105	56,597	79,804	23,207						(698)		(698)
B	Oasis Senior Advisors Franchise Systems	Y	Oasis Senior Advisors Franchise Systems	8	-	01/02/20	02/20/20	Jun-20	26,234	35,416	26,234	34,717	8,484		1,541	698					698

Securities and Exchange Commission, Plaintiff,
 v.
 Complete Business Solutions Group, Inc. d/b/a Par Funding et al., Defendants.
 CASE NO. 9:20-cv-81205
 UNITED STATES DISTRICT COURT
 SOUTHERN DISTRICT OF FLORIDA

Category B - Detail of CBSG MCA Suites Activity for the period from 2012 through July 27, 2020

Source: MCA Suites

Category (Note 1)	Merchant Grouping (Note 11)	Funded After 01/01/20	Merchant Name (Note 8)	Total # of Deals (Note 2)	Deals with Reload (Note 3)	First Funding Date (Note 12)	Last Funding Date (Note 12)	Month of Last Payment (Note 13)	Total Advances and Repayments			Cash Advances and Repayments per MCA Suites			Transactional Data per MCA Suites			A/R Balance		
									Advance Amount (Note 4)	Payback (Note 5)	Net Cash Advanced (Note 6)	Total Cash Repayments (Note 7)	Net Cash Surplus (Deficit)	Total Reload (Note 9)	Total Write-off (Note 8)	Total Fee (Note 8)	Total Collections 06/2020-07/27/2020 (Note 7)	Active A/R	Default A/R	Total A/R
B	Oasis Senior Advisors Franchise Systems Total			12	-	12/05/19	02/20/20	Jun-20	84,830	114,521	82,830	114,521	31,691				1,541	(0)	(0)	
B	Jabbok Treatment Center	N	Jabbok Treatment Center	15	-	04/26/19	07/26/19	Apr-20	38,416	52,733	37,982	59,633	21,651		6,900			(0)	(0)	
B	Jabbok Treatment Center Total			15	-	04/26/19	07/26/19	Apr-20	38,416	52,733	37,982	59,633	21,651		6,900			(0)	(0)	
B	Kaats Gymnastics	N	Kaats Gymnastics	17	-	08/21/19	12/06/19	Mar-20	35,101	47,386	35,041	47,386	12,345					(0)	(0)	
B	Kaats Gymnastics Total			17	-	08/21/19	12/06/19	Mar-20	35,101	47,386	35,041	47,386	12,345					(0)	(0)	
B	Fancy Paws Salon	N	Fancy Paws Salon	16	-	03/20/18	06/11/18	Jun-20	109,825	160,088	108,795	159,400	50,605	2,412	1,725	9,500		(0)	(0)	
B	Fancy Paws Salon Total			16	-	03/20/18	06/11/18	Jun-20	109,825	160,088	108,795	159,400	50,605	2,412	1,725	9,500		(0)	(0)	
B	Fliks Enterprises	N	Fliks Enterprises	13	-	05/17/19	08/02/19	Oct-19	122,000	163,050	119,965	168,050	48,085		5,000			(0)	(0)	
B	Fliks Enterprises Total			13	-	05/17/19	08/02/19	Oct-19	122,000	163,050	119,965	168,050	48,085		5,000			(0)	(0)	
B	Destination Hope	N	Destination Hope	58	-	05/03/19	07/31/19	Nov-19	684,873	965,319	680,838	966,444	285,607	10,000	11,125			(0)	(0)	
B	Destination Hope Total			58	-	05/03/19	07/31/19	Nov-19	684,873	965,319	680,838	966,444	285,607	10,000	11,125			(0)	(0)	
B	Copper Cricket Pub	N	Copper Cricket Pub	9	-	05/15/19	07/10/19	Apr-20	69,241	93,475	68,242	97,825	29,583		4,350			(0)	(0)	
B	Copper Cricket Pub Total			9	-	05/15/19	07/10/19	Apr-20	69,241	93,475	68,242	97,825	29,583		4,350			(0)	(0)	
B	Trademark Plumbing	N	Trademark Plumbing	7	-	11/15/19	12/27/19	Feb-20	25,435	34,337	25,035	35,680	10,645		375			(967)	(967)	
B	Trademark Plumbing	Y	Trademark Plumbing	10	-	01/03/20	03/06/20	May-20	18,823	25,411	18,823	23,723	4,900	1,321	600			967	967	
B	Trademark Plumbing Total			17	-	11/15/19	03/06/20	May-20	44,258	59,748	43,858	59,403	15,545	1,321	975			(0)	(0)	
B	First Executive Realty	N	First Executive Realty	29	-	02/12/19	08/27/19	Oct-19	59,050	82,670	58,751	84,170	25,419		1,500			(0)	(0)	
B	First Executive Realty Total			29	-	02/12/19	08/27/19	Oct-19	59,050	82,670	58,751	84,170	25,419		1,500			(0)	(0)	
B	Kubal Family Medicine	N	Kubal Family Medicine	3	-	12/16/19	12/30/19	Jan-20	9,057	12,227	8,757	13,151	4,394					(924)	(924)	
B	Kubal Family Medicine	Y	Kubal Family Medicine	8	-	01/06/20	02/24/20	Jul-20	31,143	42,043	31,143	38,859	7,717	2,784	525	4,587		924	924	
B	Kubal Family Medicine Total			11	-	12/16/19	02/24/20	Jul-20	40,200	54,270	39,900	52,011	12,111	2,784	525	4,587		(0)	(0)	
B	JM Wireless	N	JM Wireless	27	-	03/13/18	09/11/18	Apr-19	89,000	133,500	89,000	133,500	44,500					(0)	(0)	
B	JM Wireless Total			27	-	03/13/18	09/11/18	Apr-19	89,000	133,500	89,000	133,500	44,500					(0)	(0)	
B	Circle of Life Rehabilitation Services	N	Circle of Life Rehabilitation Services	19	-	04/05/19	08/02/19	Nov-19	74,000	102,550	72,465	104,350	31,885		1,800			(0)	(0)	
B	Circle of Life Rehabilitation Services Total			19	-	04/05/19	08/02/19	Nov-19	74,000	102,550	72,465	104,350	31,885		1,800			(0)	(0)	
B	Bay Meadow Farm	N	Bay Meadow Farm	11	-	12/09/16	06/14/17	Aug-17	83,108	117,022	81,122	117,022	35,899					(0)	(0)	
B	Bay Meadow Farm Total			11	-	12/09/16	06/14/17	Aug-17	83,108	117,022	81,122	117,022	35,899					(0)	(0)	
B	Cablelinks Inc	N	Cablelinks Inc	2	-	04/10/15	09/16/15	Jun-16	170,000	238,000	168,732	246,293	77,561		8,293			(0)	(0)	
B	Cablelinks Inc Total			2	-	04/10/15	09/16/15	Jun-16	170,000	238,000	168,732	246,293	77,561		8,293			(0)	(0)	
B	AAA Help Bail Bond	Y	AAA Help Bail Bond	15	-	02/20/20	04/08/20	Jun-20	35,592	48,050	34,092	48,050	13,957			24,406		(0)	(0)	
B	AAA Help Bail Bond Total			15	-	02/20/20	04/08/20	Jun-20	35,592	48,050	34,092	48,050	13,957			24,406		(0)	(0)	
B	The Dan Wright Corp	N	The Dan Wright Corp	12	-	04/19/19	07/12/19	Oct-19	91,456	126,538	91,421	127,963	36,542		1,425			(0)	(0)	
B	The Dan Wright Corp Total			12	-	04/19/19	07/12/19	Oct-19	91,456	126,538	91,421	127,963	36,542		1,425			(0)	(0)	
B	Valor Tours Ltd	N	Valor Tours Ltd	9	-	08/22/17	10/10/17	Nov-18	154,705	230,058	152,711	232,458	79,747		2,400			(0)	(0)	
B	Valor Tours Ltd Total			9	-	08/22/17	10/10/17	Nov-18	154,705	230,058	152,711	232,458	79,747		2,400			(0)	(0)	
B	V Allegretta Electrical	N	V Allegretta Electrical	44	-	01/11/18	04/29/19	Feb-20	1,235,772	1,650,548	796,911	1,153,959	357,047	502,364	5,775			(0)	(0)	
B	V Allegretta Electrical Total			44	-	01/11/18	04/29/19	Feb-20	1,235,772	1,650,548	796,911	1,153,959	357,047	502,364	5,775			(0)	(0)	
B	Vickers Landscape (Cactus Doctor)	N	Vickers Landscape (Cactus Doctor)	17	-	07/10/19	10/30/19	Dec-19	43,000	56,950	42,465	57,250	14,785		300			(0)	(0)	
B	Vickers Landscape (Cactus Doctor) Total			17	-	07/10/19	10/30/19	Dec-19	43,000	56,950	42,465	57,250	14,785		300			(0)	(0)	
B	Universal Led (Lighting Enterprises)	N	Universal Led (Lighting Enterprises)	17	-	08/08/19	11/20/19	Jan-20	76,000	97,000	74,965	97,225	22,260		225			(0)	(0)	
B	Universal Led (Lighting Enterprises) Total			17	-	08/08/19	11/20/19	Jan-20	76,000	97,000	74,965	97,225	22,260		225			(0)	(0)	
B	Rochester Endovascular	N	Rochester Endovascular	10	-	04/27/18	07/13/18	Apr-20	86,624	129,937	85,629	131,512	45,882		1,575			(0)	(0)	
B	Rochester Endovascular Total			10	-	04/27/18	07/13/18	Apr-20	86,624	129,937	85,629	131,512	45,882		1,575			(0)	(0)	

Securities and Exchange Commission, Plaintiff,
 v.
 Complete Business Solutions Group, Inc. d/b/a Par Funding et al., Defendants.
 CASE NO. 9:20-cv-81205
 UNITED STATES DISTRICT COURT
 SOUTHERN DISTRICT OF FLORIDA

Category B - Detail of CBSG MCA Suites Activity for the period from 2012 through July 27, 2020

Source: MCA Suites

Category (Note 1)	Merchant Grouping (Note 11)	Funded After 01/01/20	Merchant Name (Note 8)	Total # of Deals (Note 2)	Deals with Reload (Note 3)	First Funding Date (Note 12)	Last Funding Date (Note 12)	Month of Last Payment (Note 13)	Total Advances and Repayments			Cash Advances and Repayments per MCA Suites			Transactional Data per MCA Suites			A/R Balance		
									A	B	C	D	E = D-C	F	G	H	I	J	K	L = J+K
									Advance Amount (Note 4)	Payback (Note 5)	Net Cash Advanced (Note 6)	Total Cash Repayments (Note 7)	Net Cash Surplus (Deficit)	Total Reload (Note 9)	Total Write-off (Note 8)	Total Fee (Note 8)	Total Collections 06/2020-07/27/2020 (Note 7)	Active A/R	Default A/R	Total A/R
B	Stained Glass Overlay	N	Stained Glass Overlay	21	-	01/16/19	07/24/19	Nov-19	74,500	104,300	63,558	94,333	30,775		10,492	525		(0)		(0)
B	Stained Glass Overlay Total			21	-	01/16/19	07/24/19	Nov-19	74,500	104,300	63,558	94,333	30,775		10,492	525		(0)		(0)
B	Schroeder Lauer Funeral Home	N	Schroeder Lauer Funeral Home	9	-	03/12/19	05/30/19	Nov-19	90,306	113,455	66,122	90,096	23,974		24,184	825		(0)		(0)
B	Schroeder Lauer Funeral Home Total			9	-	03/12/19	05/30/19	Nov-19	90,306	113,455	66,122	90,096	23,974		24,184	825		(0)		(0)
B	Moreaux Transportation Services	N	Moreaux Transportation Services	6	-	06/07/19	07/03/19	Aug-19	78,772	104,302	78,587	104,302	25,715					(0)		(0)
B	Moreaux Transportation Services Total			6	-	06/07/19	07/03/19	Aug-19	78,772	104,302	78,587	104,302	25,715					(0)		(0)
B	May River Flooring Company	Y	May River Flooring Company	7	-	02/05/20	03/18/20	May-20	84,857	114,557	83,857	97,811	13,954		16,996	250		(0)		(0)
B	May River Flooring Company Total			7	-	02/05/20	03/18/20	May-20	84,857	114,557	83,857	97,811	13,954		16,996	250		(0)		(0)
B	Moses Brothers Insurance	N	Moses Brothers Insurance	2	-	09/26/16	01/25/17	Sep-17	195,000	271,050	194,005	184,950	(9,055)		93,649	7,549		(0)		(0)
B	Moses Brothers Insurance Total			2	-	09/26/16	01/25/17	Sep-17	195,000	271,050	194,005	184,950	(9,055)		93,649	7,549		(0)		(0)
B	MDI Services	N	MDI Services	22	-	12/21/18	06/07/19	Nov-19	80,000	112,320	78,715	100,256	21,541		12,514	450		(0)		(0)
B	MDI Services Total			22	-	12/21/18	06/07/19	Nov-19	80,000	112,320	78,715	100,256	21,541		12,514	450		(0)		(0)
B	Global Clinical Research Mgmt Group	N	Global Clinical Research Mgmt Group	24	-	06/17/19	12/11/19	Feb-20	369,455	491,873	367,005	498,596	131,591					(0)		(0)
B	Global Clinical Research Mgmt Group Total			24	-	06/17/19	12/11/19	Feb-20	369,455	491,873	367,005	498,596	131,591					(0)		(0)
B	Georges Truck Repair	N	Georges Truck Repair	19	-	04/19/19	09/06/19	Sep-19	63,076	88,306	62,476	89,348	26,872		4,583	5,625		(0)		(0)
B	Georges Truck Repair Total			19	-	04/19/19	09/06/19	Sep-19	63,076	88,306	62,476	89,348	26,872		4,583	5,625		(0)		(0)
B	Freskos	N	Freskos	22	-	10/13/17	03/09/18	Apr-18	33,000	49,500	32,005	49,500	17,495					(0)		(0)
B	Freskos Total			22	-	10/13/17	03/09/18	Apr-18	33,000	49,500	32,005	49,500	17,495					(0)		(0)
B	CJM Sports	N	CJM Sports	15	-	03/07/19	06/06/19	Jun-19	29,198	39,777	28,803	39,777	10,974					(0)		(0)
B	CJM Sports Total			15	-	03/07/19	06/06/19	Jun-19	29,198	39,777	28,803	39,777	10,974					(0)		(0)
B	Darr Group	N	Darr Group	13	-	12/21/18	03/08/19	May-19	71,000	97,490	69,965	97,490	27,525					(0)		(0)
B	Darr Group Total			13	-	12/21/18	03/08/19	May-19	71,000	97,490	69,965	97,490	27,525					(0)		(0)
B	C Taylors Monuments	N	C Taylors Monuments	25	-	06/15/18	12/11/18	Aug-19	95,911	128,632	58,862	92,067	33,205		37,014	450		(0)		(0)
B	C Taylors Monuments Total			25	-	06/15/18	12/11/18	Aug-19	95,911	128,632	58,862	92,067	33,205		37,014	450		(0)		(0)
B	Croft Enterprises	Y	Croft Enterprises	11	-	01/10/20	03/20/20	May-20	70,256	94,845	67,256	94,845	27,590					(0)		(0)
B	Croft Enterprises Total			11	-	01/10/20	03/20/20	May-20	70,256	94,845	67,256	94,845	27,590					(0)		(0)
B	Ceremony Salon	N	Ceremony Salon	26	-	01/11/18	08/28/18	Jun-19	178,656	247,335	108,817	181,459	72,642		67,376	1,500		(0)		(0)
B	Ceremony Salon Total			26	-	01/11/18	08/28/18	Jun-19	178,656	247,335	108,817	181,459	72,642		67,376	1,500		(0)		(0)
B	Call to Arms	N	Call to Arms	12	-	12/21/18	03/29/19	May-20	71,812	87,457	38,118	33,459	(4,659)		32,699	800		(0)	22,099	22,099
B	Call to Arms Total			12	-	12/21/18	03/29/19	May-20	71,812	87,457	38,118	33,459	(4,659)		32,699	800		(0)	22,099	22,099
B	Auto Sport Group	N	Auto Sport Group	1	-	11/22/19	11/22/19	May-20	50,000	68,500	49,000	69,300	20,300			800		(0)		(0)
B	Auto Sport Group Total			1	-	11/22/19	11/22/19	May-20	50,000	68,500	49,000	69,300	20,300			800		(0)		(0)
B	American Bands Entertainment	Y	American Bands Entertainment	5	-	02/06/20	03/06/20	Jun-20	62,358	84,183	61,608	66,716	5,109		18,142	675	30,000	(0)		(0)
B	American Bands Entertainment Total			5	-	02/06/20	03/06/20	Jun-20	62,358	84,183	61,608	66,716	5,109		18,142	675	30,000	(0)		(0)
B	BBB Quick Shine Enterprise	N	BBB Quick Shine Enterprise	15	-	06/07/19	09/09/19	Dec-19	40,000	52,900	39,531	53,050	13,519			150		(0)		(0)
B	BBB Quick Shine Enterprise Total			15	-	06/07/19	09/09/19	Dec-19	40,000	52,900	39,531	53,050	13,519			150		(0)		(0)
B	Savy Publishing	N	Savy Publishing	9	-	08/01/19	09/26/19	Feb-20	33,435	45,138	33,135	44,885	11,749		1,003	750		(0)		(0)
B	Savy Publishing Total			9	-	08/01/19	09/26/19	Feb-20	33,435	45,138	33,135	44,885	11,749		1,003	750		(0)		(0)
B	Energy Productions	N	Energy Productions	4	-	11/03/16	02/08/17	May-17	101,417	141,959	98,785	134,977	36,192		6,982			(0)		(0)
B	Energy Productions Total			4	-	11/03/16	02/08/17	May-17	101,417	141,959	98,785	134,977	36,192		6,982			(0)		(0)
B	Four Sisters Petroleum	N	Four Sisters Petroleum	5	-	08/20/13	04/04/14	Jul-14	250,000	342,000	247,733	353,371	105,638			11,371		(0)		(0)
B	Four Sisters Petroleum Total			5	-	08/20/13	04/04/14	Jul-14	250,000	342,000	247,733	353,371	105,638			11,371		(0)		(0)
B	Coeth Auto Sale	N	Coeth Auto Sale	14	-	02/12/19	05/07/19	Dec-19	57,235	77,674	56,700	83,239	26,539			5,565		(0)		(0)
B	Coeth Auto Sale Total			14	-	02/12/19	05/07/19	Dec-19	57,235	77,674	56,700	83,239	26,539			5,565		(0)		(0)
B	Basic Equine Health	N	Basic Equine Health	17	-	12/17/18	07/12/19	Jul-20	122,500	158,550	121,215	159,150	37,935			600	2,922	(0)		(0)
B	Basic Equine Health Total			17	-	12/17/18	07/12/19	Jul-20	122,500	158,550	121,215	159,150	37,935			600	2,922	(0)		(0)
B	Mobile Health and Wellness	N	Mobile Health and Wellness	18	-	03/18/19	07/08/19	Oct-19	97,886	135,590	97,851	135,740	37,889			150		(0)		(0)

Securities and Exchange Commission, Plaintiff,
 v.
 Complete Business Solutions Group, Inc. d/b/a Par Funding et al., Defendants.
 CASE NO. 9:20-cv-81205
 UNITED STATES DISTRICT COURT
 SOUTHERN DISTRICT OF FLORIDA

Category B - Detail of CBSG MCA Suites Activity for the period from 2012 through July 27, 2020

Source: MCA Suites

Category (Note 1)	Merchant Grouping (Note 11)	Funded After 01/01/20	Merchant Name (Note 8)	Total # of Deals (Note 2)	Deals with Reload (Note 3)	First Funding Date (Note 12)	Last Funding Date (Note 12)	Month of Last Payment (Note 13)	Total Advances and Repayments			Cash Advances and Repayments per MCA Suites			Transactional Data per MCA Suites			A/R Balance		
									A	B	C	D	E = D-C	F	G	H	I	J	K	L = J+K
									Advance Amount (Note 4)	Payback (Note 5)	Net Cash Advanced (Note 6)	Total Cash Repayments (Note 7)	Net Cash Surplus (Deficit)	Total Reload (Note 9)	Total Write-off (Note 8)	Total Fee (Note 8)	Total Collections 06/2020-07/27/2020 (Note 7)	Active A/R	Default A/R	Total A/R
B	Mobile Health and Wellness Total			18	-	03/18/19	07/08/19	Oct-19	97,886	135,590	97,851	135,740	37,889			150		(0)		(0)
B	Valentin Towing and Repair Center	N	Valentin Towing and Repair Center	17	-	09/25/18	01/07/19	Feb-19	123,067	145,219	123,032	170,194	47,162		24,975			(0)		(0)
B	Valentin Towing and Repair Center Total			17	-	09/25/18	01/07/19	Feb-19	123,067	145,219	123,032	170,194	47,162		24,975			(0)		(0)
B	Rios Healthcare Associates	N	Rios Healthcare Associates	11	-	10/28/19	12/30/19	Mar-20	59,690	79,481	59,155	82,213	23,058		600			(2,132)		(2,132)
B	Rios Healthcare Associates	Y	Rios Healthcare Associates	3	-	01/06/20	01/21/20	May-20	17,978	24,270	17,978	22,663	4,685		525			2,132		2,132
B	Rios Healthcare Associates Total			14	-	10/28/19	01/21/20	May-20	77,667	103,750	77,132	104,875	27,743		1,125			(0)		(0)
B	Rocky Road Trucking	N	Rocky Road Trucking	8	-	08/15/18	09/26/18	Oct-19	29,304	39,925	29,269	43,363	14,095		3,438			(0)		(0)
B	Rocky Road Trucking Total			8	-	08/15/18	09/26/18	Oct-19	29,304	39,925	29,269	43,363	14,095		3,438			(0)		(0)
B	Prosperi Company	N	Prosperi Company	17	-	05/30/18	10/09/18	Dec-18	111,625	164,038	111,040	164,538	53,498		500			(0)		(0)
B	Prosperi Company Total			17	-	05/30/18	10/09/18	Dec-18	111,625	164,038	111,040	164,538	53,498		500			(0)		(0)
B	Lejeune Notaries	N	Lejeune Notaries	24	-	02/01/19	08/06/19	Oct-19	67,653	89,891	56,439	55,865	(573)	10,879	525			(0)	23,672	23,672
B	Lejeune Notaries Total			24	-	02/01/19	08/06/19	Oct-19	67,653	89,891	56,439	55,865	(573)	10,879	525			(0)	23,672	23,672
B	Home Place Northwest	N	Home Place Northwest	18	-	01/01/18	05/11/18	Oct-19	199,717	299,576	198,722	299,976	101,254		400			(0)		(0)
B	Home Place Northwest Total			18	-	01/01/18	05/11/18	Oct-19	199,717	299,576	198,722	299,976	101,254		400			(0)		(0)
B	Black Oaks Farms	N	Black Oaks Farms	5	-	03/05/15	04/25/17	Dec-18	103,000	150,697	99,085	148,402	49,317	4,000	1,704			(0)		(0)
B	Black Oaks Farms Total			5	-	03/05/15	04/25/17	Dec-18	103,000	150,697	99,085	148,402	49,317	4,000	1,704			(0)		(0)
B	Da Gallery	N	Da Gallery	13	-	11/20/18	02/05/19	Jun-19	43,800	58,020	42,565	58,020	15,455		(0)			(0)		(0)
B	Da Gallery Total			13	-	11/20/18	02/05/19	Jun-19	43,800	58,020	42,565	58,020	15,455		(0)			(0)		(0)
B	Webb Eye Associates	N	Webb Eye Associates	4	-	08/10/17	09/01/17	Jun-18	61,153	91,730	59,856	95,080	35,224		3,350			(0)		(0)
B	Webb Eye Associates Total			4	-	08/10/17	09/01/17	Jun-18	61,153	91,730	59,856	95,080	35,224		3,350			(0)		(0)
B	Sterling Initiatives	N	Sterling Initiatives	7	-	11/20/19	12/31/19	Apr-20	68,221	92,099	67,823	30,202	975					(4,749)		(4,749)
B	Sterling Initiatives	Y	Sterling Initiatives	3	-	01/08/20	01/22/20	May-20	19,480	26,298	19,480	20,275	795	1,274				4,749		4,749
B	Sterling Initiatives Total			10	-	11/20/19	01/22/20	May-20	87,701	118,396	87,303	50,477	970	1,274	975			(0)		(0)
B	MDR Management	N	MDR Management	17	-	09/05/19	12/26/19	Mar-20	99,447	134,253	99,239	144,281	45,043					(10,028)		(10,028)
B	MDR Management	Y	MDR Management	4	-	01/02/20	01/23/20	Jan-20	7,428	10,028	7,428							10,028		10,028
B	MDR Management Total			21	-	09/05/19	01/23/20	Mar-20	106,875	144,281	106,667	144,281	37,614					(0)		(0)
B	Livewire Entertainment Media Services	N	Livewire Entertainment Media Services	4	-	12/16/19	12/30/19	Apr-20	52,771	69,040	48,236	70,878	22,642	16,578	150			(18,266)		(18,266)
B	Livewire Entertainment Media Services	Y	Livewire Entertainment Media Services	11	-	01/07/20	03/16/20	May-20	102,705	138,651	102,705	120,611	17,906		225			18,266		18,266
B	Livewire Entertainment Media Services Total			15	-	12/16/19	03/16/20	May-20	155,475	207,691	150,941	191,488	40,548	16,578	375			(0)		(0)
B	International Trendz	N	International Trendz	13	-	06/20/19	09/05/19	Dec-19	60,330	80,346	59,695	80,350	20,655	195	200			(0)		(0)
B	International Trendz Total			13	-	06/20/19	09/05/19	Dec-19	60,330	80,346	59,695	80,350	20,655	195	200			(0)		(0)
B	JPD Systems	N	JPD Systems	24	-	12/14/18	05/17/19	Jul-19	80,174	108,844	78,639	110,769	32,130		1,925			(0)		(0)
B	JPD Systems Total			24	-	12/14/18	05/17/19	Jul-19	80,174	108,844	78,639	110,769	32,130		1,925			(0)		(0)
B	Checklist Cleaning (Checklist Facility Maintenance)	N	Checklist Cleaning (Checklist Facility Maintenance)	15	-	07/26/19	11/01/19	Mar-20	136,259	183,950	135,909	170,819	34,910	15,005	1,875			(0)		(0)
B	Checklist Cleaning (Checklist Facility Maintenance) Total			15	-	07/26/19	11/01/19	Mar-20	136,259	183,950	135,909	170,819	34,910	15,005	1,875			(0)		(0)
B	Studio Powers	Y	Studio Powers	33	-	03/13/20	05/08/20	Jul-20	49,770	67,190	49,320	67,340	18,020		150	25,223		(0)		(0)
B	Studio Powers Total			33	-	03/13/20	05/08/20	Jul-20	49,770	67,190	49,320	67,340	18,020		150	25,223		(0)		(0)
B	Agemo Technology	Y	Agemo Technology	13	-	03/03/20	04/06/20	May-20	80,337	108,455	77,337	108,448	31,111	7				(0)		(0)
B	Agemo Technology Total			13	-	03/03/20	04/06/20	May-20	80,337	108,455	77,337	108,448	31,111	7				(0)		(0)
B	Rolines LLC	N	Rolines LLC	15	-	07/19/19	10/28/19	Mar-20	86,704	117,050	86,304	119,600	33,296		2,550			(0)		(0)
B	Rolines LLC Total			15	-	07/19/19	10/28/19	Mar-20	86,704	117,050	86,304	119,600	33,296		2,550			(0)		(0)
B	Portland Pain and Spine	N	Portland Pain and Spine	23	-	06/28/19	11/22/19	Jun-20	110,869	146,923	110,434	155,423	44,989	8,500	1,326			(0)		(0)
B	Portland Pain and Spine Total			23	-	06/28/19	11/22/19	Jun-20	110,869	146,923	110,434	155,423	44,989	8,500	1,326			(0)		(0)
B	Oscar Benavides MD	N	Oscar Benavides MD	19	-	08/09/19	12/13/19	Dec-19	78,833	106,425	78,653	106,425	27,772					(0)		(0)
B	Oscar Benavides MD Total			19	-	08/09/19	12/13/19	Dec-19	78,833	106,425	78,653	106,425	27,772					(0)		(0)
B	Dani Instruments	N	Dani Instruments	11	-	09/25/17	12/04/17	Jan-18	324,973	487,460	323,978	494,330	170,352		6,870			(0)		(0)
B	Dani Instruments Total			11	-	09/25/17	12/04/17	Jan-18	324,973	487,460	323,978	494,330	170,352		6,870			(0)		(0)
B	Roll N View Farms	N	Roll N View Farms	20	-	02/05/19	06/18/19	Jul-19	444,005	621,606	438,505	621,681	183,177		75			(0)		(0)

Securities and Exchange Commission, Plaintiff,
 v.
 Complete Business Solutions Group, Inc. d/b/a Par Funding et al., Defendants.
 CASE NO. 9:20-cv-81205
 UNITED STATES DISTRICT COURT
 SOUTHERN DISTRICT OF FLORIDA

Category B - Detail of CBSG MCA Suites Activity for the period from 2012 through July 27, 2020

Source: MCA Suites

Category (Note 1)	Merchant Grouping (Note 11)	Funded After 01/01/20	Merchant Name (Note 8)	Total # of Deals (Note 2)	Deals with Reload (Note 3)	First Funding Date (Note 12)	Last Funding Date (Note 12)	Month of Last Payment (Note 13)	Total Advances and Repayments			Cash Advances and Repayments per MCA Suites			Transactional Data per MCA Suites			A/R Balance		
									A	B	C	D	E = D-C	F	G	H	I	J	K	L = J+K
									Advance Amount (Note 4)	Payback (Note 5)	Net Cash Advanced (Note 6)	Total Cash Repayments (Note 7)	Net Cash Surplus (Deficit)	Total Reload (Note 9)	Total Write-off (Note 8)	Total Fee (Note 8)	Total Collections 06/2020-07/27/2020 (Note 7)	Active A/R	Default A/R	Total A/R
B	Roll N View Farms Total			20	-	02/05/19	06/18/19	Jul-19	444,005	621,606	438,505	621,681	183,177			75		(0)		(0)
B	Twelvolt Led and Hid	N	Twelvolt Led and Hid	2	-	01/10/19	04/17/19	Sep-19	60,000	83,900	58,964	83,214	24,250		686			(0)		(0)
B	Twelvolt Led and Hid Total			2	-	01/10/19	04/17/19	Sep-19	60,000	83,900	58,964	83,214	24,250		686			(0)		(0)
B	Deer Park Chiropractic	N	Deer Park Chiropractic	18	-	02/20/18	07/03/18	Aug-18	109,000	163,500	108,005	163,725	55,720			225		(0)		(0)
B	Deer Park Chiropractic Total			18	-	02/20/18	07/03/18	Aug-18	109,000	163,500	108,005	163,725	55,720			225		(0)		(0)
B	Total Plant Management Group	N	Total Plant Management Group	6	-	11/15/19	12/13/19	Jun-20	167,988	222,933	163,953	173,149	9,197		50,084	300	50,000	(0)		(0)
B	Total Plant Management Group Total			6	-	11/15/19	12/13/19	Jun-20	167,988	222,933	163,953	173,149	9,197		50,084	300	50,000	(0)		(0)
B	Renewable Concepts	N	Renewable Concepts	13	-	08/31/17	11/17/17	Feb-18	864,355	1,271,533	858,692	1,271,608	412,916			75		(0)		(0)
B	Renewable Concepts Total			13	-	08/31/17	11/17/17	Feb-18	864,355	1,271,533	858,692	1,271,608	412,916			75		(0)		(0)
B	Pharmwerks Inc	N	Pharmwerks Inc	14	-	10/15/19	12/31/19	Mar-20	180,075	235,951	177,305	293,900	116,595					(57,949)		(57,949)
B	Pharmwerks Inc	Y	Pharmwerks Inc	9	-	01/07/20	02/25/20	May-20	72,925	93,849	72,890	95,700	(37,190)					57,949		57,949
B	Pharmwerks Inc Total			23	-	10/15/19	02/25/20	May-20	253,000	329,800	250,195	329,600	79,405					(0)		(0)
B	Jeep Slop Shop	Y	Jeep Slop Shop	31	-	02/06/20	04/28/20	Jul-20	83,964	113,351	83,164	113,351	30,187				32,095	(0)		(0)
B	Jeep Slop Shop Total			31	-	02/06/20	04/28/20	Jul-20	83,964	113,351	83,164	113,351	30,187				32,095	(0)		(0)
B	Jorge L Gurian PA	N	Jorge L Gurian PA	27	-	07/03/19	12/31/19	Jan-20	288,366	389,294	287,676	424,369	136,693			35,075		(0)		(0)
B	Jorge L Gurian PA Total			27	-	07/03/19	12/31/19	Jan-20	288,366	389,294	287,676	424,369	136,693			35,075		(0)		(0)
B	L and M Retail Ventures	N	L and M Retail Ventures	15	-	05/10/19	08/16/19	Mar-20	218,000	305,200	217,000	305,200	88,200					(0)		(0)
B	L and M Retail Ventures	Y	L and M Retail Ventures	2	-	05/01/20	07/06/20	Jul-20	85,000	104,400	84,930	92,960	8,030		11,440		80,560	-		-
B	L and M Retail Ventures Total			17	-	05/10/19	07/06/20	Jul-20	303,000	409,600	301,930	398,160	96,230		11,440		80,560	(0)		(0)
B	Four Paws Only	N	Four Paws Only	8	-	04/04/19	05/23/19	May-19	29,192	40,869	28,682	41,869	13,187			1,000		(0)		(0)
B	Four Paws Only Total			8	-	04/04/19	05/23/19	May-19	29,192	40,869	28,682	41,869	13,187			1,000		(0)		(0)
B	Galeto Steakhouse	N	Galeto Steakhouse	22	-	07/10/19	09/11/19	Sep-19	432,237	559,519	432,237	552,369	120,133		8,750	1,600		(0)		(0)
B	Galeto Steakhouse Chandle (Galeto Brazilian Grill) Total			22	-	07/10/19	09/11/19	Sep-19	432,237	559,519	432,237	552,369	120,133		8,750	1,600		(0)		(0)
B	Glass Contractor	N	Glass Contractor	20	-	04/10/19	08/21/19	Nov-19	153,711	215,195	151,611	220,195	68,584			5,000		(0)		(0)
B	Glass Contractor Total			20	-	04/10/19	08/21/19	Nov-19	153,711	215,195	151,611	220,195	68,584			5,000		(0)		(0)
B	Gh Konnections	N	Gh Konnections	12	-	04/26/18	07/12/18	Jul-18	54,784	82,176	53,789	82,176	28,387					(0)		(0)
B	Gh Konnections Total			12	-	04/26/18	07/12/18	Jul-18	54,784	82,176	53,789	82,176	28,387					(0)		(0)
B	Bullero Trucking	N	Bullero Trucking	7	-	04/18/18	05/30/18	Sep-18	349,220	523,830	348,225	524,730	176,505			900		(0)		(0)
B	Bullero Trucking Total			7	-	04/18/18	05/30/18	Sep-18	349,220	523,830	348,225	524,730	176,505			900		(0)		(0)
B	Division Ave	N	Division Ave	2	-	09/17/19	09/24/19	Oct-19	48,859	68,402	48,159	68,477	20,318			75		(0)		(0)
B	Division Ave Total			2	-	09/17/19	09/24/19	Oct-19	48,859	68,402	48,159	68,477	20,318			75		(0)		(0)
B	BTS Hospitality	N	BTS Hospitality	15	-	10/26/18	01/28/19	Jan-20	185,743	237,406	106,276	120,893	14,616		117,413	899		(0)		(0)
B	BTS Hospitality Total			15	-	10/26/18	01/28/19	Jan-20	185,743	237,406	106,276	120,893	14,616		117,413	899		(0)		(0)
B	Brown Roofing	N	Brown Roofing	16	-	03/07/18	06/20/18	Sep-18	174,721	262,081	173,726	262,081	88,355					(0)		(0)
B	Brown Roofing Total			16	-	03/07/18	06/20/18	Sep-18	174,721	262,081	173,726	262,081	88,355					(0)		(0)
B	Tihi Restaurant Corp	N	Tihi Restaurant Corp	22	-	12/01/17	04/27/18	Jul-18	118,051	177,076	117,056	178,701	61,645			1,625		(0)		(0)
B	Tihi Restaurant Corp Total			22	-	12/01/17	04/27/18	Jul-18	118,051	177,076	117,056	178,701	61,645			1,625		(0)		(0)
B	Briar Heights	N	Briar Heights	8	-	11/12/19	12/31/19	May-20	51,073	70,992	50,073	73,821	23,747			75		(2,754)		(2,754)
B	Briar Heights	Y	Briar Heights	12	-	01/07/20	03/24/20	Jul-20	61,982	86,155	61,982	84,096	(21,886)		44,180	875	21,750	2,754		2,754
B	Briar Heights Total			20	-	11/12/19	03/24/20	Jul-20	113,055	157,147	112,055	113,917	1,862		44,180	950	21,750	(0)		(0)
B	Exit Rocky Top Realty	N	Exit Rocky Top Realty	7	-	11/21/17	01/09/18	Jun-19	140,660	210,989	139,665	212,114	72,450			1,125		(0)		(0)
B	Exit Rocky Top Realty Total			7	-	11/21/17	01/09/18	Jun-19	140,660	210,989	139,665	212,114	72,450			1,125		(0)		(0)
B	J Michael Rogers DDS	N	J Michael Rogers DDS	20	-	07/27/17	07/30/19	Mar-20	161,425	225,745	160,509	230,866	70,356		555	5,675		(0)		(0)
B	J Michael Rogers DDS Total			20	-	07/27/17	07/30/19	Mar-20	161,425	225,745	160,509	230,866	70,356		555	5,675		(0)		(0)
B	Arizona Family Physicians	N	Arizona Family Physicians	17	-	03/21/19	07/02/19	Oct-19	111,569	153,797	111,569	154,472	42,903			675		(0)		(0)
B	Arizona Family Physicians Total			17	-	03/21/19	07/02/19	Oct-19	111,569	153,797	111,569	154,472	42,903			675		(0)		(0)
B	Tellez Trucking	N	Tellez Trucking	7	-	04/26/19	05/31/19	Sep-19	50,308	68,931	49,273	80,911	31,638		7,292	19,272		(0)		(0)
B	Tellez Trucking Total			7	-	04/26/19	05/31/19	Sep-19	50,308	68,931	49,273	80,911	31,638		7,292	19,272		(0)		(0)
B	Ro Lin Rentals And Sales	N	Ro Lin Rentals And Sales	13	-	07/21/17	10/13/17	Jan-18	139,045	207,367	136,751	207,367	70,616					(0)		(0)
B	Ro Lin Rentals And Sales Total			13	-	07/21/17	10/13/17	Jan-18	139,045	207,367	136,751	207,367	70,616					(0)		(0)
B	Superior Trucking	N	Superior Trucking	13	-	02/14/19	05/07/19	Oct-19	205,041	257,496	135,600	131,933	(3,667)		65,906	525		(0)	60,181	60,181

Securities and Exchange Commission, Plaintiff,
 v.
 Complete Business Solutions Group, Inc. d/b/a Par Funding et al., Defendants.
 CASE NO. 9:20-cv-81205
 UNITED STATES DISTRICT COURT
 SOUTHERN DISTRICT OF FLORIDA

Category B - Detail of CBSG MCA Suites Activity for the period from 2012 through July 27, 2020

Source: MCA Suites

Category (Note 1)	Merchant Grouping (Note 11)	Funded After 01/01/20	Merchant Name (Note 8)	Total # of Deals (Note 2)	Deals with Reload (Note 3)	First Funding Date (Note 12)	Last Funding Date (Note 12)	Month of Last Payment (Note 13)	Total Advances and Repayments			Cash Advances and Repayments per MCA Suites			Transactional Data per MCA Suites			A/R Balance		
									Advance Amount (Note 4)	Payback (Note 5)	Net Cash Advanced (Note 6)	Total Cash Repayments (Note 7)	Net Cash Surplus (Deficit)	Total Reload (Note 9)	Total Write-off (Note 8)	Total Fee (Note 8)	Total Collections 06/2020-07/27/2020 (Note 7)	Active A/R	Default A/R	Total A/R
B	Superior Trucking Total			13	-	02/14/19	05/07/19	Oct-19	205,041	257,496	135,600	131,933	(3,667)		65,906	525		(0)	60,181	60,181
B	Neptune Group	N	Neptune Group	8	-	11/15/19	12/27/19	Mar-20	87,538	116,526	85,503	123,204	37,701			300		(6,378)		(6,378)
B	Neptune Group	Y	Neptune Group	18	-	01/03/20	04/03/20	Jun-20	68,793	92,870	68,793	86,717	17,924			225	20,736	6,378		6,378
B	Neptune Group Total			26	-	11/15/19	04/03/20	Jun-20	156,330	209,396	154,295	209,921	55,625			525	20,736	(0)		(0)
B	Kyoto Japanese Steakhouse	N	Kyoto Japanese Steakhouse	13	-	02/23/17	05/18/17	Nov-17	58,318	87,477	57,323	87,477	30,154					(0)		(0)
B	Kyoto Japanese Steakhouse Total			13	-	02/23/17	05/18/17	Nov-17	58,318	87,477	57,323	87,477	30,154					(0)		(0)
B	Frodge Consulting Services	Y	Frodge Consulting Services	39	-	02/13/20	05/20/20	May-20	193,323	254,586	190,788	241,808	51,020		12,778			(0)		(0)
B	Frodge Consulting Services Total			39	-	02/13/20	05/20/20	May-20	193,323	254,586	190,788	241,808	51,020		12,778			(0)		(0)
B	Star Service Co	N	Star Service Co	7	-	11/20/19	12/31/19	Feb-20	33,282	46,595	32,782	47,926	15,144		18,099			(19,430)		(19,430)
B	Star Service Co	Y	Star Service Co	13	-	01/08/20	03/26/20	May-20	38,516	53,923	38,516	34,693	(3,823)			200		19,430		19,430
B	Star Service Co Total			20	-	11/20/19	03/26/20	May-20	71,798	100,518	71,298	82,619	11,321		18,099		200	(0)		(0)
B	Sally Williamson & Associates	N	Sally Williamson & Associates	14	-	08/16/17	11/15/17	Apr-18	145,000	217,500	142,555	217,500	74,945					(0)		(0)
B	Sally Williamson & Associates Total			14	-	08/16/17	11/15/17	Apr-18	145,000	217,500	142,555	217,500	74,945					(0)		(0)
B	Smile Savers Pediatric Dentistry	N	Smile Savers Pediatric Dentistry	13	-	08/31/17	11/22/17	Feb-18	119,000	178,500	118,005	178,800	60,795			300		(0)		(0)
B	Smile Savers Pediatric Dentistry Total			13	-	08/31/17	11/22/17	Feb-18	119,000	178,500	118,005	178,800	60,795			300		(0)		(0)
B	Turf and Timber (Beasley Motor Company)	N	Turf and Timber (Beasley Motor Company)	11	-	10/25/19	12/27/19	Feb-20	113,431	152,800	110,896	165,835	54,939			5,000		(8,035)		(8,035)
B	Turf and Timber (Beasley Motor Company)	Y	Turf and Timber (Beasley Motor Company)	7	-	01/03/20	02/14/20	May-20	58,591	80,270	58,591	72,310	13,719			75		8,035		8,035
B	Turf and Timber (Beasley Motor Company) Total			18	-	10/25/19	02/14/20	May-20	172,022	233,070	169,487	238,145	68,658			5,075		(0)		(0)
B	Prydes Metal Works	N	Prydes Metal Works	25	-	01/23/19	07/03/19	Aug-19	160,887	229,786	159,352	221,242	61,890		8,544			(0)		(0)
B	Prydes Metal Works Total			25	-	01/23/19	07/03/19	Aug-19	160,887	229,786	159,352	221,242	61,890		8,544			(0)		(0)
B	Marquis Ventures	N	Marquis Ventures	2	-	09/25/17	03/01/18	May-19	155,039	228,399	151,876	240,340	88,464		240	12,181		(0)		(0)
B	Marquis Ventures Total			2	-	09/25/17	03/01/18	May-19	155,039	228,399	151,876	240,340	88,464		240	12,181		(0)		(0)
B	Marine Urethane	N	Marine Urethane	13	-	11/08/17	01/31/18	Mar-18	184,187	276,281	183,192	276,381	93,189					(0)		(0)
B	Marine Urethane Total			13	-	11/08/17	01/31/18	Mar-18	184,187	276,281	183,192	276,381	93,189					(0)		(0)
B	Darren Wade Tronson	N	Darren Wade Tronson	13	-	03/20/18	04/01/18	Jun-19	130,002	195,002	129,007	195,827	66,821			825		(0)		(0)
B	Darren Wade Tronson Total			13	-	03/20/18	04/01/18	Jun-19	130,002	195,002	129,007	195,827	66,821			825		(0)		(0)
B	BN Sushi and Grill	N	BN Sushi and Grill	9	-	11/01/19	12/27/19	Mar-20	66,426	89,675	65,676	98,062	32,386			375		(8,012)		(8,012)
B	BN Sushi and Grill	Y	BN Sushi and Grill	6	-	01/03/20	02/07/20	May-20	24,779	33,452	24,779	21,868	(2,911)		3,872	300		8,012		8,012
B	BN Sushi and Grill Total			15	-	11/01/19	02/07/20	May-20	91,205	123,127	90,455	119,930	29,475		3,872	675		(0)		(0)
B	American Eagle Construction and Drywall	N	American Eagle Construction and Drywall	22	-	07/25/19	12/06/19	Feb-20	118,403	153,994	117,348	153,994	36,646					(0)		(0)
B	American Eagle Construction and Drywall Total			22	-	07/25/19	12/06/19	Feb-20	118,403	153,994	117,348	153,994	36,646					(0)		(0)
B	Medphysicals Plus	N	Medphysicals Plus	31	-	05/15/19	12/04/19	Dec-19	101,466	137,923	101,396	137,923	36,527					(0)		(0)
B	Medphysicals Plus Total			31	-	05/15/19	12/04/19	Dec-19	101,466	137,923	101,396	137,923	36,527					(0)		(0)
B	Paul Gronski Enterprises	N	Paul Gronski Enterprises	12	-	03/21/17	06/06/17	Dec-17	85,413	128,119	84,418	132,758	48,340			4,639		(0)		(0)
B	Paul Gronski Enterprises Total			12	-	03/21/17	06/06/17	Dec-17	85,413	128,119	84,418	132,758	48,340			4,639		(0)		(0)
B	AC International Trading	N	AC International Trading	16	-	03/06/19	09/16/19	Nov-19	499,298	674,053	493,398	364,396	(129,002)			1,790		(0)	311,446	311,446
B	AC International Trading Total			16	-	03/06/19	09/16/19	Nov-19	499,298	674,053	493,398	364,396	(129,002)			1,790		(0)	311,446	311,446
B	AP Luxe Salon	N	AP Luxe Salon	24	-	04/09/19	09/10/19	Nov-19	120,000	166,500	119,065	166,650	47,585			150		(0)		(0)
B	AP Luxe Salon Total			24	-	04/09/19	09/10/19	Nov-19	120,000	166,500	119,065	166,650	47,585			150		(0)		(0)
B	Tarleton and Family Landscaping LLC	N	Tarleton and Family Landscaping LLC	13	-	12/26/18	03/21/19	Sep-19	362,204	441,378	195,937	277,111	81,175		164,267			(0)		(0)
B	Tarleton and Family Landscaping LLC Total			13	-	12/26/18	03/21/19	Sep-19	362,204	441,378	195,937	277,111	81,175		164,267			(0)		(0)
B	West Ave Plastic	N	West Ave Plastic	9	-	05/01/18	06/19/18	Nov-18	403,409	589,613	402,379	590,063	187,684			450		(0)		(0)
B	West Ave Plastic Total			9	-	05/01/18	06/19/18	Nov-18	403,409	589,613	402,379	590,063	187,684			450		(0)		(0)
B	Tiva Medical Group	N	Tiva Medical Group	19	-	01/05/18	05/18/18	Apr-19	138,810	212,379	137,815	196,642	58,827		16,336	600		(0)		(0)
B	Tiva Medical Group Total			19	-	01/05/18	05/18/18	Apr-19	138,810	212,379	137,815	196,642	58,827		16,336	600		(0)		(0)

Securities and Exchange Commission, Plaintiff,
 v.
 Complete Business Solutions Group, Inc. d/b/a Par Funding et al., Defendants.
 CASE NO. 9:20-cv-81205
 UNITED STATES DISTRICT COURT
 SOUTHERN DISTRICT OF FLORIDA

Category B - Detail of CBSG MCA Suites Activity for the period from 2012 through July 27, 2020

Source: MCA Suites

Category (Note 1)	Merchant Grouping (Note 11)	Funded After 01/01/20	Merchant Name (Note 8)	Total # of Deals (Note 2)	Deals with Reload (Note 3)	First Funding Date (Note 12)	Last Funding Date (Note 12)	Month of Last Payment (Note 13)	Total Advances and Repayments		Cash Advances and Repayments per MCA Suites			Transactional Data per MCA Suites			A/R Balance			
									A	B	C	D	E = D-C	F	G	H	I	J	K	L = J+K
									Advance Amount (Note 4)	Payback (Note 5)	Net Cash Advanced (Note 6)	Total Cash Repayments (Note 7)	Net Cash Surplus (Deficit)	Total Reload (Note 9)	Total Write-off (Note 8)	Total Fee (Note 8)	Total Collections 06/2020-07/27/2020 (Note 7)	Active A/R	Default A/R	Total A/R
B	Sprinkler Repair	N	Sprinkler Repair	8	-	08/03/17	12/31/18	Feb-20	1,026,652	1,487,314	776,280	1,252,950	476,670		242,714	8,350		(0)		(0)
B	Sprinkler Repair Total			8		08/03/17	12/31/18	Feb-20	1,026,652	1,487,314	776,280	1,252,950	476,670		242,714	8,350		(0)		(0)
B	MS Turner	N	MS Turner	9	-	01/10/19	04/01/19	Apr-19	188,527	234,999	114,682	92,504	(22,178)		72,345	525		(0)	70,676	70,676
B	MS Turner Total			9		01/10/19	04/01/19	Apr-19	188,527	234,999	114,682	92,504	(22,178)		72,345	525		(0)	70,676	70,676
B	GFM Enterprises	N	GFM Enterprises	16	-	09/18/19	12/25/19	Jan-20	388,235	520,817	383,200	530,967	147,767			10,150		(0)		(0)
B	GFM Enterprises Total			16		09/18/19	12/25/19	Jan-20	388,235	520,817	383,200	530,967	147,767			10,150		(0)		(0)
B	Bresciani Hay Company	Y	Bresciani Hay Company	3	-	01/22/20	02/05/20	Feb-20	176,081	237,710	172,081	237,710	65,628					(0)		(0)
B	Bresciani Hay Company Total			3		01/22/20	02/05/20	Feb-20	176,081	237,710	172,081	237,710	65,628					(0)		(0)
B	Midwest Plumbing	N	Midwest Plumbing	8	-	11/14/19	12/31/19	Mar-20	50,834	70,659	50,334	71,168	20,834				(509)		(509)	
B	Midwest Plumbing	Y	Midwest Plumbing	47	-	01/08/20	06/09/20	Jun-20	69,829	97,062	69,829	96,553	26,724				40,508	509	509	
B	Midwest Plumbing Total			55		11/14/19	06/09/20	Jun-20	120,662	167,721	120,162	167,721	47,558				40,508	(0)		(0)
B	Travel Revenue Force	N	Travel Revenue Force	18	-	10/10/17	02/06/18	May-18	287,283	430,924	286,288	430,924	144,636					(0)		(0)
B	Travel Revenue Force Total			18		10/10/17	02/06/18	May-18	287,283	430,924	286,288	430,924	144,636					(0)		(0)
B	Cheekys Inc	N	Cheekys Inc	20	-	11/16/17	03/29/18	Oct-18	274,050	407,825	273,055	427,670	154,614			19,845		(0)		(0)
B	Cheekys Inc Total			20		11/16/17	03/29/18	Oct-18	274,050	407,825	273,055	427,670	154,614			19,845		(0)		(0)
B	Southpaw Grill	N	Southpaw Grill	28	-	11/08/17	05/16/18	Jun-18	101,000	151,500	100,005	151,500	51,495					(0)		(0)
B	Southpaw Grill Total			28		11/08/17	05/16/18	Jun-18	101,000	151,500	100,005	151,500	51,495					(0)		(0)
B	Deep Blue Comfort Systems	N	Deep Blue Comfort Systems	24	-	06/21/19	11/22/19	Dec-19	201,992	269,939	200,457	269,939	69,482					(0)		(0)
B	Deep Blue Comfort Systems Total			24		06/21/19	11/22/19	Dec-19	201,992	269,939	200,457	269,939	69,482					(0)		(0)
B	A and J Insurance Agency	N	A and J Insurance Agency	11	-	01/18/17	03/29/17	Apr-17	181,000	267,880	180,005	267,880	87,875					(0)		(0)
B	A and J Insurance Agency Total			11		01/18/17	03/29/17	Apr-17	181,000	267,880	180,005	267,880	87,875					(0)		(0)
B	Palmetto Clean Technology	N	Palmetto Clean Technology	6	-	03/02/18	04/06/18	Dec-18	319,425	479,137	318,430	480,187	161,757			1,050		(0)		(0)
B	Palmetto Clean Technology Total			6		03/02/18	04/06/18	Dec-18	319,425	479,137	318,430	480,187	161,757			1,050		(0)		(0)
B	American Goal Construction	Y	American Goal Construction	6	-	01/24/20	02/28/20	Apr-20	105,657	142,637	102,662	101,168	(1,494)		42,019	550		(0)		(0)
B	American Goal Construction Total			6		01/24/20	02/28/20	Apr-20	105,657	142,637	102,662	101,168	(1,494)		42,019	550		(0)		(0)
B	Flexogenix	N	Flexogenix	30	-	11/22/17	12/28/18	Dec-19	6,150,000	8,702,500	6,119,362	4,785,366	(1,333,996)			48,904		(0)	3,966,038	3,966,038
B	Flexogenix Total			30		11/22/17	12/28/18	Dec-19	6,150,000	8,702,500	6,119,362	4,785,366	(1,333,996)			48,904		(0)	3,966,038	3,966,038
B	Vista Grain	N	Vista Grain	14	-	07/31/19	10/23/19	Jan-20	956,481	1,270,899	931,051	1,270,899	339,848					(0)		(0)
B	Vista Grain	Y	Vista Grain	6	-	01/14/20	02/11/20	Feb-20	556,987	759,211	531,952	334,036	(197,916)			5,300		(0)	430,476	430,476
B	Vista Grain Total			20		07/31/19	02/11/20	Feb-20	1,513,467	2,030,110	1,463,002	1,604,934	141,932			5,300		(0)	430,476	430,476
B	Neighborhood Health Services	N	Neighborhood Health Services	1	-	12/26/19	12/26/19	Jan-20	77,073	106,361	71,573	108,519	36,946					(2,158)		(2,158)
B	Neighborhood Health Services	Y	Neighborhood Health Services	18	-	01/03/20	04/02/20	Apr-20	1,017,363	1,403,961	1,017,363	1,401,803	384,440					2,158		2,158
B	Neighborhood Health Services Total			19		12/26/19	04/02/20	Apr-20	1,094,436	1,510,322	1,088,936	1,510,322	421,386					(0)		(0)
B	Chavis Moving and Storage	N	Chavis Moving and Storage	11	-	01/10/18	03/21/18	Apr-18	187,345	281,018	186,350	281,493	95,143			475		(0)		(0)
B	Chavis Moving and Storage Total			11		01/10/18	03/21/18	Apr-18	187,345	281,018	186,350	281,493	95,143			475		(0)		(0)
B	Markham Law Firm	N	Markham Law Firm	19	-	09/25/17	08/29/18	Sep-18	219,386	316,748	218,356	318,773	100,417			2,025		(0)		(0)
B	Markham Law Firm Total			19		09/25/17	08/29/18	Sep-18	219,386	316,748	218,356	318,773	100,417			2,025		(0)		(0)
B	Quintessential Bioscience	N	Quintessential Bioscience	12	-	10/17/19	12/26/19	Mar-20	888,712	1,212,810	879,677	1,229,890	350,213					(17,080)		(17,080)
B	Quintessential Bioscience	Y	Quintessential Bioscience	1	-	01/02/20	01/02/20	Jan-20	12,288	17,080	12,288		(12,288)					17,080		17,080
B	Quintessential Bioscience Total			13		10/17/19	01/02/20	Mar-20	901,000	1,229,890	891,965	1,229,890	337,925					(0)		(0)
B	Hannah Solar	N	Hannah Solar	13	-	03/29/19	04/26/19	Apr-19	319,958	387,297	168,349	100,602	(67,748)		136,457	525		(0)	150,764	150,764
B	Hannah Solar Total			13		03/29/19	04/26/19	Apr-19	319,958	387,297	168,349	100,602	(67,748)		136,457	525		(0)	150,764	150,764
B	Critter Control	N	Critter Control	11	-	01/12/17	03/23/17	Mar-17	434,748	631,732	432,585	622,082	189,497		10,000	350		(0)		(0)
B	Critter Control Total			11		01/12/17	03/23/17	Mar-17	434,748	631,732	432,585	622,082	189,497		10,000	350		(0)		(0)
B	National Tax Credit	N	National Tax Credit	17	-	07/29/16	05/02/17	Jun-17	1,736,570	2,515,240	1,734,107	2,484,873	750,766			36,938		(0)		(0)
B	National Tax Credit Total			17		07/29/16	05/02/17	Jun-17	1,736,570	2,515,240	1,734,107	2,484,873	750,766			36,938		(0)		(0)
B	Binder Science	N	Binder Science	16	-	09/19/19	12/26/19	Mar-20	984,049	1,317,466	981,452	1,384,487	403,035					(67,021)		(67,021)
B	Binder Science	Y	Binder Science	5	-	01/02/20	01/30/20	Mar-20	74,666	100,799	74,666	33,778	(40,888)					67,021		67,021
B	Binder Science Total			21		09/19/19	01/30/20	Mar-20	1,058,714	1,418,265	1,056,118	1,418,265	362,147					(0)		(0)
B	Barrett Appliance Distributors	N	Barrett Appliance Distributors	14	-	03/27/18	06/12/18	Jun-18	1,522,232	2,222,552	1,513,732	2,222,552	708,820					(0)		(0)
B	Barrett Appliance Distributors Total			14		03/27/18	06/12/18	Jun-18	1,522,232	2,222,552	1,513,732	2,222,552	708,820		</					

Securities and Exchange Commission, Plaintiff,
v.
Complete Business Solutions Group, Inc. d/b/a Par Funding et. al., Defendants.
CASE NO. 9:20-cv-81205
UNITED STATES DISTRICT COURT
SOUTHERN DISTRICT OF FLORIDA

Category B - Detail of CBSG MCA Suites Activity for the period from 2012 through July 27, 2020

Source: MCA Suites

Category (Note 1)	Merchant Grouping (Note 11)	Funded After 01/01/20	Merchant Name (Note 8)	Total # of Deals (Note 2)	Deals with Reload (Note 3)	First Funding Date (Note 12)	Last Funding Date (Note 12)	Month of Last Payment (Note 13)	Total Advances and Repayments			Cash Advances and Repayments per MCA Suites			Transactional Data per MCA Suites			A/R Balance		
									A	B	C	D	E = D-C	F	G	H	I	J	K	L = J+K
									Advance Amount (Note 4)	Payback (Note 5)	Net Cash Advanced (Note 6)	Total Cash Repayments (Note 7)	Net Cash Surplus (Deficit)	Total Reload (Note 9)	Total Write-off (Note 8)	Total Fee (Note 8)	Total Collections 06/2020-07/27/2020 (Note 7)	Active A/R	Default A/R	Total A/R
B	Mid Valley Engineering Total			31	-	01/30/19	08/21/19	Oct-19	1,310,424	1,876,115	1,302,889	1,876,315	573,426			200		(0)		(0)
B	Auction Nation	N	Auction Nation	72	-	09/11/19	12/19/19	Dec-19	469,406	633,698	469,176	638,998	169,822			5,300		(0)		(0)
B	Auction Nation Total			72	-	09/11/19	12/19/19	Dec-19	469,406	633,698	469,176	638,998	169,822		5,300			(0)		(0)
B	Loza Site Works	N	Loza Site Works	1	-	07/01/19	07/01/19	Sep-19	15,000	18,600	14,965	18,600	3,635					-		-
B	Loza Site Works	Y	Loza Site Works	1	-	01/31/20	01/31/20	Feb-20	7,750	10,385	6,750	10,416	3,666					(31)		(31)
B	Loza Site Works Total			2	-	07/01/19	01/31/20	Feb-20	22,750	28,985	21,715	29,016	7,301					(31)		(31)
B	Rays Timeout Sports Bar and Grill	Y	Rays Timeout Sports Bar and Grill	5	-	02/12/20	03/11/20	Jun-20	47,694	64,386	46,944	77,263	30,320				33,004	(12,877)		(12,877)
B	Rays Timeout Sports Bar and Grill Total			5	-	02/12/20	03/11/20	Jun-20	47,694	64,386	46,944	77,263	30,320				33,004	(12,877)		(12,877)
B	Sheet Metal Supply	N	Sheet Metal Supply	12	-	09/27/19	12/30/19	Mar-20	448,169	586,619	324,787	551,453	226,667		119,383	150		(84,067)		(84,067)
B	Sheet Metal Supply	Y	Sheet Metal Supply	4	-	01/06/20	01/27/20	Jan-00	43,641	56,733	43,641		(43,641)					56,733		56,733
B	Sheet Metal Supply Total			16	-	09/27/19	01/27/20	Mar-20	491,809	643,352	368,428	551,453	183,026		119,383	150		(27,334)		(27,334)
Total				18,115	-	06/01/12	07/27/20	Jul-20	\$ 269,272,011	\$ 370,838,402	\$ 246,156,864	\$ 253,436,888	\$ 7,280,024		\$ 21,698,304	\$ 3,792,913	\$ 10,337,015	\$ 56,741,540	\$ 42,756,178	\$ 99,497,718

Securities and Exchange Commission, Plaintiff,
v.
Complete Business Solutions Group, Inc. d/b/a Par Funding et. al., Defendants.
CASE NO. 9:20-cv-81205
UNITED STATES DISTRICT COURT
SOUTHERN DISTRICT OF FLORIDA

Summary of CBSG MCA Suites Activity for the period from 2012 through July 27, 2020

Notes:

1) MCAs were assigned to the following unique groupings:
•A - The Merchant had a singular deal with CBSG per MCA Suites.
•B - The Merchant had multiple deals with CBSG per MCA Suites. The transactional detail of such deals did not reflect any rollover activity.
•C - The Merchant had multiple deals with CBSG per MCA Suites. The transactional detail of such deals reflects rollover activity for at least 1 deal in the Merchant's group.

2) Total quantity of fundings by Merchant per MCA Suites

3) Total quantity of fundings that referenced reload or refinance payoff per the transactional detail of MCA Suites

4) Advance amount represents the original gross amount of cash the merchant was to receive.

5) Payback amount represents the original gross amount of cash the merchant must repay. This amount does not include any fees subsequently assessed which increase the amounts due to CBSG.

6) Net Cash Advanced represents the net cash a merchant received for each deal. This amount is calculated as Advance Amount as discussed in Note 4 less any administrative fees and amounts applied to previous deals (rollovers).

7) Total Cash Repayments is comprised of payments that were "Uploaded" to MCA Suites and "Manual" transactions that reflected a payment in the description.

8) Source: MCA Suites

9) Reloads were classified based on the descriptions of transactions classified as "Fees", "Manual", and "Discount" that reflect some variation of "Reload" or "Refinance to new deal" per MCA Suites' transactional detail.

10) Source: Active A/R: Par Funding - Customer Balance Summary by Funded Date 7/27/20 provided by DSI

11) For purposes of this analysis, MCA deals have been assigned individual groupings based one or some of the following characteristics: Ownership of the MCA (MCA data provided identifies the business Owner name and that Owner name appears on different merchant names), name of MCA (if one MCA had many deals under the same business name), or QuickBooks identified a rollover balance from one MCA to another per MCA Suites

12) Represents the first and last date a deal was funded for this merchant per MCA Suites.

13) Month of last payment derived from MCA Suites.

Exhibit O

Securities and Exchange Commission, Plaintiff,
v.
Complete Business Solutions Group, Inc. d/b/a Par Funding et. al., Defendants.
CASE NO. 9:20-cv-81205
UNITED STATES DISTRICT COURT
SOUTHERN DISTRICT OF FLORIDA

Category C - Detail of CBSG MCA Suites Activity for the period from 2012 through July 27, 2020

Source: MCA Suites										Total Advances and Repayments per MCA Suites		Cash Advances and Repayments per MCA Suites			Transactional Data per MCA Suites				A/R Balance (Note 10)			
Category (Note 1)	Merchant Grouping (Note 11)	Funded After 01/01/20	Merchant Name (Note 8)	Total # of Deals (Note 2)	Deals with Reload (Note 3)	First Funding Date (Note 12)	Last Funding Date (Note 12)	Month of Last Payment (Note 13)			A	B	C	D	E = D-C	F	G	H	I	J	K	L = J+K
											Advance Amount (Note 4)	Payback (Note 5)	Net Cash Advanced (Note 6)	Total Cash Repayments (Note 7)	Net Cash Surplus (Deficit)	Total Reload (Note 9)	Total Write-off (Note 8)	Total Fee (Note 8)	Total Collections 06/2020-07/27/2020 (Note 7)	Active A/R	Default A/R	Total A/R
C	Tzvi	N	Tzvi - B And T	67	25	05/15/15	12/30/19	Jul-20		\$ 110,738,157	\$ 149,256,726	\$ 34,082,682	\$ 35,541,533	\$ 1,458,851	\$ 18,416,846	\$ 57,128,083	\$ 10,765	\$ 1,853,077	\$ 38,181,029		\$ 38,181,029	
C	Tzvi	N	Yanky Holding Supplies	14	7	12/07/15	03/29/19	Apr-19		7,020,602	8,812,186	3,838,872	2,697,256	(1,141,616)	3,162,602	2,983,307	30,979					
C	Tzvi	N	Naki Cleaning Services	19	16	04/12/16	10/31/19	Jan-20		10,222,287	12,352,043	4,054,972	5,790,398	(1,735,426)	8,467,423					(0)		
C	Tzvi	N	YBT Industries	34	33	04/12/16	12/30/19	Jan-20		21,055,744	25,382,809	11,730,300	6,311,807	(5,418,493)	19,095,219		24,217			(0)		
C	Tzvi	N Total		134	81	05/15/15	12/30/19	Jul-20		149,036,790	195,803,765	55,442,252	48,805,568	(6,836,684)	49,142,090	60,111,390	236,312	1,853,077	38,181,029		38,181,029	
C	Tzvi	Y	Naki Cleaning Services	1	1	01/21/20	01/21/20	Jan-20		500,000	625,000	497,005	62,500	(434,505)	562,500							
C	Tzvi	Y	Yanky Holding Supplies	1	1	01/24/20	01/24/20	Feb-20		750,000	990,000	747,005	96,171	(650,834)	893,904		75					
C	Tzvi	Y	YBT Industries	1	1	01/24/20	01/24/20	Feb-20		750,000	990,000	747,005	96,171	(650,834)	893,829							
C	Tzvi	Y	Tzvi - B And T Supply	19	13	01/02/20	07/22/20	Jul-20		53,866,370	70,178,675	16,402,809	12,522,887	(3,879,922)	18,105,925		404,025	4,898,296	39,953,888		39,953,888	
C	Tzvi	Y	Tzvi - Lifeguar	24	16	02/06/20	07/27/20	Jul-20		30,721,430	38,590,156	17,531,669	9,566,636	(7,965,033)	15,827,080		163,371	4,528,109	13,359,810		13,359,810	
C	Tzvi	Y Total		46	32	01/02/20	07/27/20	Jul-20		86,587,800	111,373,831	35,925,493	22,344,366	(13,581,127)	36,283,237		867,471	9,426,405	53,313,698		53,313,698	
C	Tzvi Total			180	113	05/15/15	07/27/20	Jul-20		235,624,590	307,177,596	91,367,745	70,949,933	(20,417,811)	85,425,327	60,111,390	803,763	11,279,482	91,494,728		91,494,728	
C	National Brokers Of America	N	National Brokers Of America	134	15	05/07/15	12/30/19	Jul-20		99,510,949	131,433,136	26,848,368	32,102,365	5,253,997	39,994,999	35,791,963	98,540	1,400,000	23,642,349		23,642,349	
C	National Brokers Of America	N Total		134	15	05/07/15	12/30/19	Jul-20		99,510,949	131,433,136	26,848,368	32,102,365	5,253,997	39,994,999	35,791,963	98,540	1,400,000	23,642,349		23,642,349	
C	National Brokers Of America	Y	National Brokers Of America	11	4	01/15/20	07/23/20	Jul-20		14,026,097	18,316,935	8,465,030	4,959,815	(3,505,215)	1,775,847	0	375	2,417,259	11,581,648		11,581,648	
C	National Brokers Of America	Y Total		11	4	01/15/20	07/23/20	Jul-20		14,026,097	18,316,935	8,465,030	4,959,815	(3,505,215)	1,775,847	0	375	2,417,259	11,581,648		11,581,648	
C	National Brokers Of America Total			145	19	05/07/15	07/23/20	Jul-20		113,537,046	149,750,072	35,313,398	37,062,180	1,748,782	41,770,846	35,791,963	98,915	3,817,259	35,223,997		35,223,997	
C	Colorado Homes	N	CNP Operating	1	-	11/04/19	11/04/19	Jul-20		4,300,000	4,480,000	0	93,000	93,000				20,000	4,387,000		4,387,000	
C	Colorado Homes	N	Colorado Sk	2	2	02/22/19	05/21/19	Aug-19		2,520,000	3,000,000	1,200,000	1,235,000	35,000	1,765,000							
C	Colorado Homes	N	Dickinson Wright	1	1	01/30/19	01/30/19	Jan-20		1,200,000	1,320,000	1,200,000		(1,200,000)	1,320,000							
C	Colorado Homes	N	United By Ech	6	2	08/26/19	12/31/19	Jul-20		6,356,126	8,915,414	3,532,525	2,155,603	(1,376,922)	1,168,400		247,386	2,000	5,838,797		5,838,797	
C	Colorado Homes	N	Colorado Homes	50	30	02/05/18	12/27/19	Jul-20		40,138,392	57,987,713	24,533,701	21,212,640	(3,321,061)	17,960,868		835,954	8,000	19,650,160		19,650,160	
C	Colorado Homes	N Total		60	35	02/05/18	12/31/19	Jul-20		54,514,518	75,703,127	30,466,226	24,696,243	(5,769,983)	22,214,268	1,083,341	30,000	29,875,957		29,875,957		
C	Colorado Homes Total			60	35	02/05/18	12/31/19	Jul-20		54,514,518	75,703,127	30,466,226	24,696,243	(5,769,983)	22,214,268	1,083,341	30,000	29,875,957		29,875,957		
C	Kingdom Logistics	N	Kingdom Logistics LLC (KC II)	26	5	08/01/18	12/23/19	Jul-20		53,754,162	68,148,993	27,049,080	25,712,450	(1,336,631)	1,191,515	24,977,315	1,500,180	2,132,000	17,767,892		17,767,892	
C	Kingdom Logistics	N Total		26	5	08/01/18	12/23/19	Jul-20		53,754,162	68,148,993	27,049,080	25,712,450	(1,336,631)	1,191,515	24,977,315	1,500,180	2,132,000	17,767,892		17,767,892	
C	Kingdom Logistics	Y	Kingdom Logistics	9	-	01/03/20	05/18/20	Jul-20		4,063,500	4,566,500	4,048,163	1,495,664	(2,552,498)	642,398		865,542	3,713,233		3,713,233		
C	Kingdom Logistics	Y Total		9	-	01/03/20	05/18/20	Jul-20		4,063,500	4,566,500	4,048,163	1,495,664	(2,552,498)	642,398		865,542	3,713,233		3,713,233		
C	Kingdom Logistics Total			35	5	08/01/18	05/18/20	Jul-20		57,817,662	72,715,493	31,097,243	27,208,114	(3,889,129)	1,191,515	24,977,315	2,142,577	2,997,542	21,481,126		21,481,126	
C	Big Red	N	Twiss Cold Storage	5	2	04/26/16	03/07/17	Mar-17		2,097,084	2,681,355	1,630,505	1,072,904	(557,601)	459,806	1,149,169	525					
C	Big Red	N	Bulova Technologies	72	3	03/24/14	06/25/19	Aug-19		19,496,797	25,038,432	5,714,985	4,979,391	(735,594)	2,347,497	17,928,089	216,545		(0)		(0)	
C	Big Red	N	Big Red Express (Big Red Ltd)	23	2	10/10/17	08/21/19	Jul-20		28,357,017	38,879,127	5,990,665	4,932,682	(1,057,983)	5,348,640	9,654,728	9,175	2,500	18,952,252		18,952,252	
C	Big Red	N Total		100	7	03/24/14	08/21/19	Jul-20		49,950,898	66,598,914	13,336,156	10,984,978	(2,351,178)	8,155,943	28,731,986	226,245	2,500	18,952,252		18,952,252	
C	Big Red Total			100	7	03/24/14	08/21/19	Jul-20		49,950,898	66,598,914	13,336,156	10,984,978	(2,351,178)	8,155,943	28,731,986	226,245	2,500	18,952,252		18,952,252	
C	JRC Painting (C&C Painting)	N	JRC Painting (C&C Painting)	232	35	03/27/15	12/26/19	Jul-20		27,213,487	35,572,384	1,791,171	4,723,545	2,932,374	11,148,226	13,721,528	20,430	79,999	5,859,335		5,859,335	
C	JRC Painting (C&C Painting)	N Total		232	35	03/27/15	12/26/19	Jul-20		27,213,487	35,572,384	1,791,171	4,723,545	2,932,374	11,148,226	13,721,528	20,430	79,999	5,859,335		5,859,335	
C	JRC Painting (C&C Painting)	Y	JRC Painting (C&C Painting)	77	8	01/02/20	07/23/20	Jul-20		843,390	1,216,209	547,027	182,481	(364,545)	288,798		1,425	66,936	746,354		746,354	
C	JRC Painting (C&C Painting)	Y Total		77	8	01/02/20	07/23/20	Jul-20		843,390	1,216,209	547,027	182,481	(364,545)	288,798		1,425	66,936	746,354		746,354	
C	JRC Painting (C&C Painting) Total			309	43	03/27/15	07/23/20	Jul-20		28,056,877	36,788,593	2,338,197	4,906,026	2,567,829	11,437,024	13,721,528	21,855	146,935	6,605,689		6,605,689	
C	Health Acquisition Company	N	Health Acquisition Company	10	2	12/13/18	06/28/19	Mar-20		11,515,317	13,870,178	5,339,802	1,685,423	(3,654,379)	6,104,515	1,275			6,081,515		6,081,515	
C	Health Acquisition Company	N Total		10	2	12/13/18	06/28/19	Mar-20		11,515,317	13,870,178	5,339,802	1,685,423	(3,654,379)	6,104,515	1,275			6,081,515		6,081,515	
C	Health Acquisition Company Total			10	2	12/13/18	06/28/19	Mar-20		11,515,317	13,870,178	5,339,802	1,685,423	(3,654,379)	6,104,515	1,275			6,081,515		6,081,515	
C	D19	N	Fawzi - Simon Xpress Pizza	38	19	04/13/18	12/23/19	Apr-20		6,434,136	8,334,525	5,480,001	6,095,707	615,705	2,049,399	191,769	2,350		(0)		(0)	
C	D19	N	F And M Property Developing	34	3	09/15/17	01/22/19	Jul-20		569,029	789,373	379,722	494,580	114,858	77,402	104,627	3,775	500	116,538		116,538	
C	D19	N	D19 Liquor (Cactus Shell)	5	5	08/06/19	12/26/19	Apr-20		900,000	1,137,500	789,257	888,236	98,979	249,814		550		0		0	
C	D19	N	Simon Land Development Group	3	3	07/12/19	12/26/19	Apr-20		500,000	611,000	363,223	458,542	95,318	152,833		375		(0)		(0)	
C	D19	N	F And R Builders Lic	20	-	12/19/17	05/08/18	Jul-20		145,954	218,931	144,959	188,313	43,354			2,900	750	33,518		33,518	

Securities and Exchange Commission, Plaintiff,
v.
Complete Business Solutions Group, Inc. d/b/a Par Funding et. al., Defendants.
CASE NO. 9:20-cv-81205
UNITED STATES DISTRICT COURT
SOUTHERN DISTRICT OF FLORIDA

Category C - Detail of CBSG MCA Suites Activity for the period from 2012 through July 27, 2020

Source: MCA Suites										Total Advances and Repayments per MCA Suites		Cash Advances and Repayments per MCA Suites			Transactional Data per MCA Suites				A/R Balance (Note 10)		
Category (Note 1)	Merchant Grouping (Note 11)	Funded After 01/01/20	Merchant Name (Note 8)	Total # of Deals (Note 2)	Deals with Relead (Note 3)	First Funding Date (Note 12)	Last Funding Date (Note 12)	Month of Last Payment (Note 13)	Advance Amount (Note 4)	Payback (Note 5)	Net Cash Advanced (Note 6)	Total Cash Repayments (Note 7)	E = D - C	Total Reload (Note 9)	Total Write-off (Note 8)	Total Fee (Note 8)	Total Collections 06/2020-07/27/2020 (Note 7)	Active A/R	Default A/R	Total A/R	
																					A
C	D19	Y	Fawzi - Simon Xpress Pizza	9	9	01/06/20	03/30/20	Apr-20	2,574,098	3,396,336	2,284,133	1,217,140	(1,066,993)	2,181,296		2,100		0		0	
C	D19	Y Total		18	17	01/06/20	04/07/20	Jul-20	9,945,468	13,068,003	3,973,633	3,452,568	(521,065)	4,119,373		96,975	775,000	5,593,037		5,593,037	
C	D19 Total			121	50	09/15/17	04/07/20	Jul-20	19,169,587	25,079,332	11,805,796	12,287,060	481,264	6,859,858	296,396	107,075	776,250	5,743,093		5,743,093	
C	CKD Enterprises	N	CKD Enterprises	56	2	07/25/16	12/16/19	Jul-20	16,235,602	21,853,572	11,197,947	14,286,096	3,088,149	250,000	4,925,095	639,599	381,950	3,031,980		3,031,980	
C	CKD Enterprises	N Total		56	2	07/25/16	12/16/19	Jul-20	16,235,602	21,853,572	11,197,947	14,286,096	3,088,149	250,000	4,925,095	639,599	381,950	3,031,980		3,031,980	
C	CKD Enterprises	Y	CKD Enterprises	5	-	01/06/20	03/11/20	Jul-20	2,475,000	3,465,000	2,178,020	1,036,797	(1,141,223)		42,475	160,000	2,470,678		2,470,678		
C	CKD Enterprises	Y Total		5	-	01/06/20	03/11/20	Jul-20	2,475,000	3,465,000	2,178,020	1,036,797	(1,141,223)		42,475	160,000	2,470,678		2,470,678		
C	CKD Enterprises Total			61	2	07/25/16	03/11/20	Jul-20	18,710,602	25,318,572	13,375,967	15,322,893	1,946,926	250,000	4,925,095	682,074	541,950	5,502,658		5,502,658	
C	Dennis Wood	N	S And W Steel Erectors	10	5	07/07/17	09/19/19	May-20	2,298,540	2,997,016	1,651,600	1,655,357	473,757	889,430		209,110	400	243,519		243,519	
C	Dennis Wood	N	Woodside Investment	99	3	06/21/17	11/26/19	May-20	14,896,575	19,347,991	6,400,285	6,255,545	(144,740)	331,227	8,092,347	4,900	4,673,773		4,673,773		
C	Dennis Wood	N Total		109	8	06/21/17	11/26/19	May-20	17,195,116	22,345,007	7,581,885	7,910,901	329,017	1,220,657	8,301,457	5,300	4,673,773	243,519	4,917,292		
C	Dennis Wood Total			109	8	06/21/17	11/26/19	May-20	17,195,116	22,345,007	7,581,885	7,910,901	329,017	1,220,657	8,301,457	5,300	4,673,773	243,519	4,917,292		
C	Investquest Partners	N	Investquest Partners	25	9	10/12/17	03/23/18	Jan-20	8,952,130	11,180,235	4,135,624	2,450,480	(1,685,144)	4,780,339		428,162		4,377,578		4,377,578	
C	Investquest Partners	N Total		25	9	10/12/17	03/23/18	Jan-20	8,952,130	11,180,235	4,135,624	2,450,480	(1,685,144)	4,780,339		428,162		4,377,578		4,377,578	
C	Investquest Partners Total			25	9	10/12/17	03/23/18	Jan-20	8,952,130	11,180,235	4,135,624	2,450,480	(1,685,144)	4,780,339		428,162		4,377,578		4,377,578	
C	Ridgeway Trailer	N	Ridgeway Trailer	38	4	12/13/18	12/31/19	Mar-20	9,644,303	13,201,659	9,585,588	12,156,158	2,570,570	1,243,250	5,675		(192,074)		(192,074)		
C	Ridgeway Trailer	N Total		38	4	12/13/18	12/31/19	Mar-20	9,644,303	13,201,659	9,585,588	12,156,158	2,570,570	1,243,250	5,675		(192,074)		(192,074)		
C	Ridgeway Trailer	Y	Ridgeway Trailer	20	4	01/07/20	04/01/20	May-20	7,612,650	9,784,129	3,554,223	2,189,141	(1,365,082)	3,114,115		2,375	4,483,248		4,483,248		
C	Ridgeway Trailer	Y Total		20	4	01/07/20	04/01/20	May-20	7,612,650	9,784,129	3,554,223	2,189,141	(1,365,082)	3,114,115		2,375	4,483,248		4,483,248		
C	Ridgeway Trailer Total			58	8	12/13/18	04/01/20	May-20	17,256,953	22,985,788	13,139,811	14,345,299	1,205,488	4,357,366		8,050	4,291,174		4,291,174		
C	K3 Works	N	K3 Works	78	2	05/21/15	01/28/19	Jan-20	11,696,108	15,120,444	8,490,600	8,989,776	499,176	93,290	2,166,108	14,750	3,886,020		3,886,020		
C	K3 Works	N Total		78	2	05/21/15	01/28/19	Jan-20	11,696,108	15,120,444	8,490,600	8,989,776	499,176	93,290	2,166,108	14,750	3,886,020		3,886,020		
C	K3 Works Total			78	2	05/21/15	01/28/19	Jan-20	11,696,108	15,120,444	8,490,600	8,989,776	499,176	93,290	2,166,108	14,750	3,886,020		3,886,020		
C	Donald Williams	N	Webtec Holding Company	113	56	09/18/12	12/30/19	Mar-20	31,513,752	34,432,043	4,821,775	5,999,942	1,178,167	5,012,060	23,422,691	2,650	0		0		
C	Donald Williams	N	Club Advisory Communications	1	-	06/24/14	06/24/14	Aug-14	25,000	32,750	24,601	16,747	(7,854)				16,003		16,003		
C	Donald Williams	N Total		114	56	09/18/12	12/30/19	Mar-20	31,538,752	34,464,793	4,846,376	6,016,689	1,170,314	5,012,060	23,422,691	2,650	0	16,003	16,003		
C	Donald Williams	Y	Webtec Holding Company	8	6	01/07/20	03/16/20	Jul-20	2,555,704	3,380,967	462,242	202,219	(260,023)	212,108	650	2,547	2,967,291		2,967,291		
C	Donald Williams	Y Total		8	6	01/07/20	03/16/20	Jul-20	2,555,704	3,380,967	462,242	202,219	(260,023)	212,108	650	2,547	2,967,291		2,967,291		
C	Donald Williams Total			122	62	09/18/12	03/16/20	Jul-20	34,094,456	37,845,761	5,308,618	6,218,908	910,290	5,224,168	23,422,691	3,300	2,547	2,967,291	16,003	2,983,294	
C	CPC Construction	N	CPC Construction	33	2	02/14/18	11/15/18	Jul-20	8,699,655	11,358,950	5,786,758	5,908,235	121,477	2,831,913		187,394	1,200	2,806,196		2,806,196	
C	CPC Construction	N Total		33	2	02/14/18	11/15/18	Jul-20	8,699,655	11,358,950	5,786,758	5,908,235	121,477	2,831,913		187,394	1,200	2,806,196		2,806,196	
C	CPC Construction Total			33	2	02/14/18	11/15/18	Jul-20	8,699,655	11,358,950	5,786,758	5,908,235	121,477	2,831,913		187,394	1,200	2,806,196		2,806,196	
C	Cis International Holdings (Tropical Fish)	N	Cis International Holdings (Tropical Fish)	136	23	07/27/15	12/30/19	May-20	20,979,561	25,443,024	20,326,421	25,303,501	4,977,080	32,252	283,112	175,842	0		0		
C	Cis International Holdings (Tropical Fish)	N Total		136	23	07/27/15	12/30/19	May-20	20,979,561	25,443,024	20,326,421	25,303,501	4,977,080	32,252	283,112	175,842	0		0		
C	Cis International Holdings (Tropical Fish)	Y	Cis International Holdings (Tropical Fish)	14	12	01/03/20	07/07/20	Jul-20	5,965,039	7,014,746	3,648,984	2,467,570	(1,181,414)	1,963,755		1,950	755,000	2,585,371		2,585,371	
C	Cis International Holdings (Tropical Fish)	Y Total		14	12	01/03/20	07/07/20	Jul-20	5,965,039	7,014,746	3,648,984	2,467,570	(1,181,414)	1,963,755		1,950	755,000	2,585,371		2,585,371	
C	Cis International Holdings (Tropical Fish) Total			150	35	07/27/15	07/07/20	Jul-20	26,944,601	32,457,770	23,975,405	27,771,071	3,795,666	1,996,007	283,112	177,792	755,000	2,585,371		2,585,371	
C	Lely Tank and Waste Solutions	N	Lely Tank and Waste Solutions	32	3	02/22/19	12/10/19	Jan-20	5,601,669	7,117,118	2,661,563	2,227,948	(433,615)	3,567,077	1,386,372	64,278	0		0		
C	Lely Tank and Waste Solutions	N Total		32	3	02/22/19	12/10/19	Jan-20	5,601,669	7,117,118	2,661,563	2,227,948	(433,615)	3,567,077	1,386,372	64,278	0		0		
C	Lely Tank and Waste Solutions	Y	Lely Tank and Waste Solutions	5	1	01/02/20	02/18/20	Jul-20	2,680,804	3,225,965	562,607	532,752	(29,855)	122,917	1,350	20,650	2,571,646		2,571,646		
C	Lely Tank and Waste Solutions	Y Total		5	1	01/02/20	02/18/20	Jul-20	2,680,804	3,225,965	562,607	532,752	(29,855)	122,917	1,350	20,650	2,571,646		2,571,646		
C	Lely Tank and Waste Solutions Total			37	4	02/22/19	02/18/20	Jul-20	8,282,473	10,343,083	3,224,169	2,760,699	(463,470)	3,689,994	1,386,372	65,628	20,650	2,571,646		2,571,646	
C	BCK Coatings	N	BCK Coatings	28	11	11/17/16	12/18/19	Jun-20	9,948,251	13,175,085	5,986,360	7,799,811	1,813,451	3,908,110	1,467,164		73,338	0	0		
C	BCK Coatings	N Total		28	11	11/17/16	12/18/19	Jun-20	9,948,251	13,175,085	5,986,360	7,799,811	1,813,451	3,908,110	1,467,164		73,338	0	0		
C	BCK Coatings	Y	BCK Coatings	3	-	02/19/20	06/09/20	Jul-20	3,000,000	3,860,000	1,560,285	1,465,048	(95,237)			820,713	2,394,952		2,394,952		
C	BCK Coatings	Y Total		3	-	02/19/20	06/09/20	Jul-20	3,000,000	3,860,000	1,560,285	1,465,048	(95,237)			820,713	2,394,952		2,394,952		
C	BCK Coatings Total			31	11	11/17/16	06/09/20	Jul-20	12,948,251	17,035,085	7,546,645	9,264,859	1,718,214	3,908,110	1,467,164	894,051	2,394,952		2,394,952		
C	Alexis Ella	N	Alexis Ella	18	14	08/12/15	03/02/17	Mar-20	5,630,174	7,048,281	1,959,649	1,589,418	(370,231)	3,476,400		15,280	1,997,742		1,997,742		
C	Alexis Ella	N Total		18	14	08/12/15	03/02/17	Mar-20	5,630,174	7,048,281	1,959,649	1,589,418	(370,231)	3,476,400		15,280	1,997,742</				

Securities and Exchange Commission, Plaintiff,
v.
Complete Business Solutions Group, Inc. d/b/a Par Funding et. al., Defendants.
CASE NO. 9:20-cv-81205
UNITED STATES DISTRICT COURT
SOUTHERN DISTRICT OF FLORIDA

Category C - Detail of CBSG MCA Suites Activity for the period from 2012 through July 27, 2020

Category (Note 1)	Merchant Grouping (Note 11)	Funded After 01/01/20	Merchant Name (Note 8)	Total # of Deals (Note 2)	Deals with Re-load (Note 3)	First Funding Date (Note 12)	Last Funding Date (Note 12)	Month of Last Payment (Note 13)	Total Advances and Repayments per MCA Suites		Cash Advances and Repayments per MCA Suites			Transactional Data per MCA Suites				A/R Balance (Note 10)		
									Advance Amount (Note 4)	Payback (Note 5)	Net Cash Advanced (Note 6)	Total Cash Repayments (Note 7)	Net Cash Surplus (Deficit)	Total Reload (Note 9)	Total Write-off (Note 8)	Total Fee (Note 8)	Total Collections 06/2020-07/27/2020 (Note 7)	Active A/R	Default A/R	Total A/R
C	Hardin Enterprises Total			26	8	07/24/17	12/11/18	Jun-20	4,594,614	6,225,096	1,920,738	1,744,185	(176,552)	2,663,003		2,800	-	1,820,708	1,820,708	
C	Radiant Images N		Radiant Images	18	16	11/30/15	01/17/18	Jul-20	3,839,450	5,209,408	3,089,752	2,773,527	(316,225)	745,431	1,400	250	1,691,849	1,691,849		
C	Radiant Images N Total			18	16	11/30/15	01/17/18	Jul-20	3,839,450	5,209,408	3,089,752	2,773,527	(316,225)	745,431	1,400	250	1,691,849	1,691,849		
C	Radiant Images Total			18	16	11/30/15	01/17/18	Jul-20	3,839,450	5,209,408	3,089,752	2,773,527	(316,225)	745,431	1,400	250	1,691,849	1,691,849		
C	Premier Medical Care N		Premier Medical Care	51	1	12/15/17	11/08/18	Dec-19	5,001,934	7,032,362	3,730,559	4,598,876	868,317	827,840	32,598		1,638,243	1,638,243		
C	Premier Medical Care N Total			51	1	12/15/17	11/08/18	Dec-19	5,001,934	7,032,362	3,730,559	4,598,876	868,317	827,840	32,598		1,638,243	1,638,243		
C	Premier Medical Care Total			51	1	12/15/17	11/08/18	Dec-19	5,001,934	7,032,362	3,730,559	4,598,876	868,317	827,840	32,598		1,638,243	1,638,243		
C	Vision Solar N		Vision Solar	10	7	08/17/18	11/14/19	Jul-20	5,124,158	5,678,793	1,320,000	435,286	(884,714)	3,799,158	110,500	25,000	1,554,849	1,554,849		
C	Vision Solar N Total			10	7	08/17/18	11/14/19	Jul-20	5,124,158	5,678,793	1,320,000	435,286	(884,714)	3,799,158	110,500	25,000	1,554,849	1,554,849		
C	Vision Solar Y		Vision Solar	1	-	07/21/20	07/21/20	Jan-00	200,000	200,000	200,000	200,000	(200,000)		200,000		-	-		
C	Vision Solar Y Total			1	-	07/21/20	07/21/20	Jan-00	200,000	200,000	200,000	200,000	(200,000)		200,000		-	-		
C	Vision Solar Total			11	7	08/17/18	07/21/20	Jul-20	5,324,158	5,878,793	1,520,000	435,286	(1,084,714)	3,799,158	200,000	110,500	25,000	1,554,849	1,554,849	
C	Hawks Recovery N		Hawks Recovery	33	13	02/05/15	12/05/17	Jul-20	6,454,971	8,278,881	1,523,995	2,253,956	729,961	606,898	4,005,219	8,380	2,500	1,421,187	1,421,187	
C	Hawks Recovery N Total			33	13	02/05/15	12/05/17	Jul-20	6,454,971	8,278,881	1,523,995	2,253,956	729,961	606,898	4,005,219	8,380	2,500	1,421,187	1,421,187	
C	Hawks Recovery Total			33	13	02/05/15	12/05/17	Jul-20	6,454,971	8,278,881	1,523,995	2,253,956	729,961	606,898	4,005,219	8,380	2,500	1,421,187	1,421,187	
C	Atlantic Coast Aluminium (Aluminium Alloys) N		Atlantic Coast Aluminium (Aluminium Alloys)	28	22	03/01/18	12/27/19	Jul-20	4,099,813	5,334,077	2,152,521	2,745,297	592,776	2,065,532	115,033	39,879	12,900	448,095	448,095	
C	Atlantic Coast Aluminium (Aluminium Alloys) N Total			28	22	03/01/18	12/27/19	Jul-20	4,099,813	5,334,077	2,152,521	2,745,297	592,776	2,065,532	115,033	39,879	12,900	448,095	448,095	
C	Atlantic Coast Aluminium (Aluminium Alloys) Y		Atlantic Coast Aluminium (Aluminium Alloys)	9	1	01/03/20	02/28/20	Jul-20	1,366,211	1,780,764	1,020,213	741,276	(278,936)	98,628	38,250	9,225	30,100	911,834	911,834	
C	Atlantic Coast Aluminium (Aluminium Alloys) Y Total			9	1	01/03/20	02/28/20	Jul-20	1,366,211	1,780,764	1,020,213	741,276	(278,936)	98,628	38,250	9,225	30,100	911,834	911,834	
C	Atlantic Coast Aluminium (Aluminium Alloys) Total			37	23	03/01/18	02/28/20	Jul-20	5,466,025	7,114,841	3,172,733	3,486,573	313,840	2,164,160	153,283	49,104	43,000	1,359,929	1,359,929	
C	Sunrooms America N		Sunrooms America	46	10	06/05/19	12/31/19	Jan-20	2,574,210	3,440,977	1,517,885	1,211,852	(306,033)	951,346	134,840	6,000	1,148,940	1,148,940		
C	Sunrooms America N Total			46	10	06/05/19	12/31/19	Jan-20	2,574,210	3,440,977	1,517,885	1,211,852	(306,033)	951,346	134,840	6,000	1,148,940	1,148,940		
C	Sunrooms America Y		Sunrooms America	2	-	01/02/20	01/08/20	Jan-20	136,976	177,274	82,575	8,218	(74,357)		100		169,156	169,156		
C	Sunrooms America Y Total			2	-	01/02/20	01/08/20	Jan-20	136,976	177,274	82,575	8,218	(74,357)		100		169,156	169,156		
C	Sunrooms America Total			48	10	06/05/19	01/08/20	Jan-20	2,711,186	3,618,251	1,600,460	1,220,069	(380,391)	951,346	134,840	6,100	1,318,096	1,318,096		
C	Gonzalez Internationa N		Gonzalez Internationa	87	36	05/13/15	12/31/18	Dec-19	5,620,706	6,738,762	4,599,747	4,537,764	(61,983)	1,002,706	6,600	98,898	1,290,591	1,290,591		
C	Gonzalez Internationa N Total			87	36	05/13/15	12/31/18	Dec-19	5,620,706	6,738,762	4,599,747	4,537,764	(61,983)	1,002,706	6,600	98,898	1,290,591	1,290,591		
C	Gonzalez Internationa Total			87	36	05/13/15	12/31/18	Dec-19	5,620,706	6,738,762	4,599,747	4,537,764	(61,983)	1,002,706	6,600	98,898	1,290,591	1,290,591		
C	Kbe Landscaping N		Kbe Landscaping	48	36	04/17/15	12/02/19	Mar-20	4,698,288	6,354,646	1,626,097	2,445,421	819,324	2,915,337	1,115,871	121,983	0	0		
C	Kbe Landscaping N Total			48	36	04/17/15	12/02/19	Mar-20	4,698,288	6,354,646	1,626,097	2,445,421	819,324	2,915,337	1,115,871	121,983	0	0		
C	Kbe Landscaping Y		Kbe Landscaping	4	2	01/22/20	04/28/20	Jul-20	1,330,838	1,707,154	140,906	177,385	36,479	302,904		79,382	1,226,865	1,226,865		
C	Kbe Landscaping Y Total			4	2	01/22/20	04/28/20	Jul-20	1,330,838	1,707,154	140,906	177,385	36,479	302,904		79,382	1,226,865	1,226,865		
C	Kbe Landscaping Total			52	38	04/17/15	04/28/20	Jul-20	6,029,127	8,061,800	1,767,003	2,622,807	855,804	3,218,241	1,115,871	121,983	79,382	1,226,865	1,226,865	
C	Sams Auto N		Sams Auto	37	26	04/18/13	08/30/16	Jul-20	4,353,697	5,774,507	2,334,122	2,563,636	229,514	2,101,929	27,171	1,000	1,136,113	1,136,113		
C	Sams Auto N Total			37	26	04/18/13	08/30/16	Jul-20	4,353,697	5,774,507	2,334,122	2,563,636	229,514	2,101,929	27,171	1,000	1,136,113	1,136,113		
C	Sams Auto Total			37	26	04/18/13	08/30/16	Jul-20	4,353,697	5,774,507	2,334,122	2,563,636	229,514	2,101,929	27,171	1,000	1,136,113	1,136,113		
C	Perfect Impression N		Perfect Impression	24	3	05/22/18	10/16/19	Feb-20	1,543,113	2,100,622	1,015,354	1,141,683	126,330	442,904	517,160	1,125	(0)	(0)		
C	Perfect Impression N Total			24	3	05/22/18	10/16/19	Feb-20	1,543,113	2,100,622	1,015,354	1,141,683	126,330	442,904	517,160	1,125	(0)	(0)		
C	Perfect Impression Y		Perfect Impression	3	2	01/09/20	02/27/20	Jul-20	1,250,537	1,602,915	1,002,915	544,847	206,360	(338,487)	269,885	375	62,995	1,127,065		
C	Perfect Impression Y Total			3	2	01/09/20	02/27/20	Jul-20	1,250,537	1,602,915	1,002,915	544,847	206,360	(338,487)	269,885	375	62,995	1,127,065		
C	Perfect Impression Total			27	5	05/22/18	02/27/20	Jul-20	2,793,650	3,703,537	1,548,269	1,686,530	332,690	712,769	517,160	1,500	62,995	1,127,065		
C	Carroll Bradford N		Carroll Bradford	5	3	10/25/18	10/23/19	Jan-20	4,683,726	5,367,618	3,176,996	3,317,813	140,817	1,483,075	566,730	0	0	0		
C	Carroll Bradford N Total			5	3	10/25/18	10/23/19	Jan-20	4,683,726	5,367,618	3,176,996	3,317,813	140,817	1,483,075	566,730	0	0	0		
C	Carroll Bradford Y		Carroll Bradford	4	1	01/29/20	06/24/20	Jul-20	3,550,000	3,930,000	2,695,925	2,507,125	(188,800)	305,000	780,125	1,116,875	0	1,116,875		
C	Carroll Bradford Y Total			4	1	01/29/20	06/24/20	Jul-20	3,550,000	3,930,000	2,695,925	2,507,125	(188,800)	305,000	780,125	1,116,875	0	1,116,875		
C	Carroll Bradford Total			9	4	10/25/18	06/24/20	Jul-20	8,233,726	9,297,618	5,872,921	5,824,938	(47,983)	1,788,075	566,730	780,125	1,116,875	1,116,875		
C	NCB LLC N		NCB LLC	30	5	08/15/17	04/12/18	Jul-20	2,259,998	3,248,565	2,295,311	2,295,215	44,884	(0)	152,558	500	1,105,907	1,105,907		
C	NCB LLC N Total			30	5	08/15/17	04/12/18	Jul-20	2,259,998	3,248,565	2,295,311	2,295,215	44,884	(0)	152,558	500	1,105,907	1,105,907		
C	NCB LLC Total			30	5	08/15/17	04/12/18	Jul-20	2,259,998	3,248,565	2,295,311	2,295,215	44,884	(0)	152,558	500	1,105,907	1,105,907		
C	ABC Capital N		ABC Capital Investment	54	1	09/23/16	06/15/18	Jul-20	13,537,179	17,855,926	7,150,332	10,585,139	3,434,807	1,146,457	5,108,600	27,281	62,001	1,043,011		
C	ABC Capital N		New Philly Construction	6	1	03/08/17	03/29/18	Jun-18	3,281,226	4,519,344	2,163,765	2,937,496	773,731	0	1,582,148	300	-	-		
C	ABC Capital N Total		Abc Capital Realty	1	-	05/18/17	05/18/17	Aug-17												

Securities and Exchange Commission, Plaintiff,
v.
Complete Business Solutions Group, Inc. d/b/a Par Funding et. al., Defendants.
CASE NO. 9:20-cv-81205
UNITED STATES DISTRICT COURT
SOUTHERN DISTRICT OF FLORIDA

Category C - Detail of CBSG MCA Suites Activity for the period from 2012 through July 27, 2020

Source: MCA Suites

Category (Note 1)	Merchant Grouping (Note 11)	Funded After 01/01/20	Merchant Name (Note 8)	Total # of Deals (Note 2)	Deals with Relead (Note 3)	First Funding Date (Note 12)	Last Funding Date (Note 12)	Month of Last Payment (Note 13)	Total Advances and Repayments per MCA Suites		Cash Advances and Repayments per MCA Suites			Transactional Data per MCA Suites			A/R Balance (Note 10)			
									A	B	C	D	E = D-C	F	G	H	I	J	K	L = J+K
									Advance Amount (Note 4)	Payback (Note 5)	Net Cash Advanced (Note 6)	Total Cash Repayments (Note 7)	Net Cash Surplus (Deficit)	Total Relead (Note 9)	Total Write-off (Note 8)	Total Fee (Note 8)	Total Collections 06/2020-07/27/2020 (Note 7)	Active A/R	Default A/R	Total A/R
C	Managing Personnel Services	N	Managing Personnel Services	40	3	02/20/19	12/06/19	Feb-20	2,221,472	3,019,461	2,177,947	2,922,036	744,089	112,575	15,150	0	0	0		
C	Managing Personnel Services	N Total		40	3	02/20/19	12/06/19	Feb-20	2,221,472	3,019,461	2,177,947	2,922,036	744,089	112,575	15,150	0	0	0		
C	Managing Personnel Services	Y	Managing Personnel Services	58	3	01/15/20	07/16/20	Jul-20	4,108,951	5,398,263	2,936,484	3,393,246	456,762	1,089,392	1,232,647	915,625	915,625	915,625		
C	Managing Personnel Services	Y Total		58	3	01/15/20	07/16/20	Jul-20	4,108,951	5,398,263	2,936,484	3,393,246	456,762	1,089,392	1,232,647	915,625	915,625	915,625		
C	Managing Personnel Services Total			98	6	02/20/19	07/16/20	Jul-20	6,330,423	8,417,724	5,114,431	6,315,282	1,200,851	1,201,967	15,150	1,232,647	915,625	915,625		
C	Environmental Construction Services	N	Environmental Construction Services	10	5	07/27/16	09/20/19	Jan-20	2,167,794	2,694,525	1,495,179	1,669,901	174,723	1,152,624	128,000	(0)	(0)	(0)		
C	Environmental Construction Services	N Total		10	5	07/27/16	09/20/19	Jan-20	2,167,794	2,694,525	1,495,179	1,669,901	174,723	1,152,624	128,000	(0)	(0)	(0)		
C	Environmental Construction Services	Y	Environmental Construction Services	6	-	01/15/20	04/17/20	Jul-20	900,000	900,000	500,000	405,000	(95,000)	415,075	138,000	910,075	910,075	910,075		
C	Environmental Construction Services	Y Total		6	-	01/15/20	04/17/20	Jul-20	900,000	900,000	500,000	405,000	(95,000)	415,075	138,000	910,075	910,075	910,075		
C	Environmental Construction Services Total			16	5	07/27/16	04/17/20	Jul-20	3,067,794	3,594,525	1,995,179	2,074,901	79,723	1,152,624	543,075	138,000	910,075	910,075		
C	Connecticut Casket	N	Connecticut Casket	26	3	06/19/14	01/09/19	Jul-20	4,242,743	5,221,259	2,216,734	2,416,801	200,067	99,176	1,863,062	42,728	700	884,948		
C	Connecticut Casket	N Total		26	3	06/19/14	01/09/19	Jul-20	4,242,743	5,221,259	2,216,734	2,416,801	200,067	99,176	1,863,062	42,728	700	884,948		
C	Connecticut Casket Total			26	3	06/19/14	01/09/19	Jul-20	4,242,743	5,221,259	2,216,734	2,416,801	200,067	99,176	1,863,062	42,728	700	884,948		
C	Reinvas Group	N	Reinvas Group	32	4	01/12/17	01/31/18	Jul-20	2,076,742	2,804,201	998,837	1,006,900	8,063	999,265	48,044	4,500	846,080	846,080		
C	Reinvas Group	N Total		32	4	01/12/17	01/31/18	Jul-20	2,076,742	2,804,201	998,837	1,006,900	8,063	999,265	48,044	4,500	846,080	846,080		
C	Reinvas Group Total			32	4	01/12/17	01/31/18	Jul-20	2,076,742	2,804,201	998,837	1,006,900	8,063	999,265	48,044	4,500	846,080	846,080		
C	Texas Wind Consultants	N	Texas Wind Consultants	30	-	12/13/17	12/13/19	Mar-20	1,632,300	2,373,210	1,625,110	2,252,251	627,141	122,534	1,575	(0)	(0)	(0)		
C	Texas Wind Consultants	N Total		30	-	12/13/17	12/13/19	Mar-20	1,632,300	2,373,210	1,625,110	2,252,251	627,141	122,534	1,575	(0)	(0)	(0)		
C	Texas Wind Consultants	Y	Texas Wind Consultants	2	1	03/09/20	07/06/20	Jul-20	1,250,000	1,750,000	1,014,375	706,250	(308,125)	235,625	450	401,750	808,575	808,575		
C	Texas Wind Consultants	Y Total		2	1	03/09/20	07/06/20	Jul-20	1,250,000	1,750,000	1,014,375	706,250	(308,125)	235,625	450	401,750	808,575	808,575		
C	Texas Wind Consultants Total			32	1	12/13/17	07/06/20	Jul-20	2,882,300	4,123,210	2,639,485	2,958,501	319,016	235,625	122,534	2,025	401,750	808,575		
C	Infinity Oil	N	Infinity Oil	26	6	07/25/17	10/11/18	Jul-20	2,368,405	3,139,761	1,220,923	1,352,804	131,881	1,139,230	160,500	10,400	808,227	808,227		
C	Infinity Oil	N Total		26	6	07/25/17	10/11/18	Jul-20	2,368,405	3,139,761	1,220,923	1,352,804	131,881	1,139,230	160,500	10,400	808,227	808,227		
C	Infinity Oil Total			26	6	07/25/17	10/11/18	Jul-20	2,368,405	3,139,761	1,220,923	1,352,804	131,881	1,139,230	160,500	10,400	808,227	808,227		
C	Mid Valley Hospice	N	Mid Valley Hospice	55	3	09/11/17	05/23/19	Jul-20	3,074,892	4,126,869	1,989,630	2,284,557	295,027	142,054	894,355	500	43,950	806,403		
C	Mid Valley Hospice	N Total		55	3	09/11/17	05/23/19	Jul-20	3,074,892	4,126,869	1,989,630	2,284,557	295,027	142,054	894,355	500	43,950	806,403		
C	Mid Valley Hospice Total			55	3	09/11/17	05/23/19	Jul-20	3,074,892	4,126,869	1,989,630	2,284,557	295,027	142,054	894,355	500	43,950	806,403		
C	Rick Ware Racing	N	Rick Ware Racing	8	2	04/24/18	10/02/19	Feb-20	1,289,603	1,640,952	1,156,470	1,433,749	277,279	74,867	132,336	-	-	-		
C	Rick Ware Racing	N Total		8	2	04/24/18	10/02/19	Feb-20	1,289,603	1,640,952	1,156,470	1,433,749	277,279	74,867	132,336	-	-	-		
C	Rick Ware Racing	Y	Rick Ware Racing	4	3	01/13/20	04/21/20	Jul-20	2,489,329	2,782,795	1,241,000	817,000	(424,000)	1,189,328	430,329	776,466	776,466	776,466		
C	Rick Ware Racing	Y Total		4	3	01/13/20	04/21/20	Jul-20	2,489,329	2,782,795	1,241,000	817,000	(424,000)	1,189,328	430,329	776,466	776,466	776,466		
C	Rick Ware Racing Total			12	5	04/24/18	04/21/20	Jul-20	3,778,932	4,423,747	2,397,470	2,250,749	(146,721)	1,264,196	132,336	430,329	776,466	776,466		
C	Genesis Venture Logistics	N	Genesis Venture Logistics	21	1	09/24/18	01/25/19	Jul-19	879,626	1,221,676	850,966	484,839	(366,127)	6,025	4,625	735,437	735,437	735,437		
C	Genesis Venture Logistics	N Total		21	1	09/24/18	01/25/19	Jul-19	879,626	1,221,676	850,966	484,839	(366,127)	6,025	4,625	735,437	735,437	735,437		
C	Genesis Venture Logistics Total			21	1	09/24/18	01/25/19	Jul-19	879,626	1,221,676	850,966	484,839	(366,127)	6,025	4,625	735,437	735,437	735,437		
C	Commercial Management Company	N	Commercial Management Company	56	11	01/04/17	12/19/18	Jun-19	2,383,212	3,167,484	1,001,884	1,139,696	137,812	1,367,995	19,303	679,096	679,096	679,096		
C	Commercial Management Company	N Total		56	11	01/04/17	12/19/18	Jun-19	2,383,212	3,167,484	1,001,884	1,139,696	137,812	1,367,995	19,303	679,096	679,096	679,096		
C	Commercial Management Company Total			56	11	01/04/17	12/19/18	Jun-19	2,383,212	3,167,484	1,001,884	1,139,696	137,812	1,367,995	19,303	679,096	679,096	679,096		
C	Access Pharmacy	N	Access Pharmacy	40	2	04/27/18	02/04/19	Jul-20	2,231,956	2,940,828	1,104,821	1,189,596	84,775	521,375	594,775	17,912	3,000	652,993		
C	Access Pharmacy	N Total		40	2	04/27/18	02/04/19	Jul-20	2,231,956	2,940,828	1,104,821	1,189,596	84,775	521,375	594,775	17,912	3,000	652,993		
C	Access Pharmacy Total			40	2	04/27/18	02/04/19	Jul-20	2,231,956	2,940,828	1,104,821	1,189,596	84,775	521,375	594,775	17,912	3,000	652,993		
C	BMA Rental	N	BMA Rental	39	11	08/30/18	12/27/19	Jan-20	1,734,357	2,249,320	1,267,975	1,305,864	37,890	868,545	112,608	10,225	(27,473)	(27,473)		
C	BMA Rental	N Total		39	11	08/30/18	12/27/19	Jan-20	1,734,357	2,249,320	1,267,975	1,305,864	37,890	868,545	112,608	10,225	(27,473)	(27,473)		
C	BMA Rental	Y	BMA Rental	9	-	01/02/20	02/21/20	Jul-20	606,149	818,301	90,350	139,299	48,949	1,425	8,000	680,427	680,427			

Securities and Exchange Commission, Plaintiff,
v.
Complete Business Solutions Group, Inc. d/b/a Par Funding et. al., Defendants.
CASE NO. 9:20-cv-81205
UNITED STATES DISTRICT COURT
SOUTHERN DISTRICT OF FLORIDA

Category C - Detail of CBSG MCA Suites Activity for the period from 2012 through July 27, 2020

Source: MCA Suites										Total Advances and Repayments per MCA Suites		Cash Advances and Repayments per MCA Suites			Transactional Data per MCA Suites				A/R Balance (Note 10)			
Category (Note 1)	Merchant Grouping (Note 11)	Funded After 01/01/20	Merchant Name (Note 8)	Total # of Deals (Note 2)	Deals with Reload (Note 3)	First Funding Date (Note 12)	Last Funding Date (Note 12)	Month of Last Payment (Note 13)			A	B	C	D	E=D-C	F	G	H	I	J	K	L=J+K
											Advance Amount (Note 4)	Payback (Note 5)	Net Cash Advanced (Note 6)	Total Cash Repayments (Note 7)	Net Cash Surplus (Deficit)	Total Reload (Note 9)	Total Write-off (Note 8)	Total Fee (Note 8)	Total Collections 06/2020-07/27/2020 (Note 7)	Active A/R	Default A/R	Total A/R
C	BMA Rental	Y Total		9	-	01/02/20	02/21/20	Jul-20		606,149	818,301	90,350	139,299	48,949				1,425	8,000	680,427		680,427
C	BMA Rental Total			48	11	08/30/18	02/21/20	Jul-20		2,340,506	3,067,621	1,358,325	1,445,163	86,839	868,545	112,608	11,650	8,000	652,955		652,955	
C	Haagen Daz	N	RKDK Inc	11	6	02/20/13	07/28/16	Nov-17		326,431	422,990	204,061	280,774	76,713	148,270		6,053					
C	Haagen Daz	N	Radio Asia	1	1	04/05/17	04/05/17	Dec-17		100,000	140,000	50,000	74,531	24,531	65,469							
C	Haagen Daz	N	National Food Stores	1	1	05/10/17	05/10/17	Dec-17		50,000	70,000	50,000	42,100	(7,900)	27,900							
C	Haagen Daz	N	Asia Star Broadcasting	2	-	12/08/17	01/23/18	Jul-20		215,000	311,750	215,000	171,528	(43,473)				4,250	140,223		140,223	
C	Haagen Daz	N	Haagen Daz	14	14	05/26/16	10/28/16	Jul-20		350,000	538,000	345,611	193,772	(151,839)	(85,513)		60,173	2,125	489,914		489,914	
C	Haagen Daz	N Total		29	22	02/20/13	01/23/18	Jul-20		1,041,431	1,482,740	864,672	762,704	(101,968)	156,126		66,226	6,375	630,136		630,136	
C	Haagen Daz Total			29	22	02/20/13	01/23/18	Jul-20		1,041,431	1,482,740	864,672	762,704	(101,968)	156,126		66,226	6,375	630,136		630,136	
C	Storage Media Group	N	Storage Media Group	22	3	05/24/19	11/25/19	Jan-20		1,782,756	2,349,534	1,397,799	1,441,287	43,488	730,313	177,935			(0)		(0)	
C	Storage Media Group	N Total		22	3	05/24/19	11/25/19	Jan-20		1,782,756	2,349,534	1,397,799	1,441,287	43,488	730,313	177,935			(0)		(0)	
C	Storage Media Group	Y	Storage Media Group	2	-	01/07/20	01/22/20	Jul-20		833,880	1,045,351	300,000	485,201	185,201		4,300	36,875	564,449		564,449		
C	Storage Media Group	Y Total		2	-	01/07/20	01/22/20	Jul-20		833,880	1,045,351	300,000	485,201	185,201		4,300	36,875	564,449		564,449		
C	Storage Media Group Total			24	3	05/24/19	01/22/20	Jul-20		2,616,636	3,394,885	1,697,799	1,926,488	228,689	730,313	177,935	4,300	36,875	564,449		564,449	
C	Ohare Foundry Corporation	N	Ohare Foundry Corporation	24	4	09/28/18	02/15/19	Jan-20		897,871	1,204,633	816,523	616,598	(199,925)	76,779	43,086			554,342		554,342	
C	Ohare Foundry Corporation	N Total		24	4	09/28/18	02/15/19	Jan-20		897,871	1,204,633	816,523	616,598	(199,925)	76,779	43,086			554,342		554,342	
C	Ohare Foundry Corporation Total			24	4	09/28/18	02/15/19	Jan-20		897,871	1,204,633	816,523	616,598	(199,925)	76,779	43,086			554,342		554,342	
C	MD Audio Engineering	N	MD Audio Engineering	21	4	08/22/19	12/27/19	Mar-20		716,543	948,633	707,764	803,480	95,716	260,819	7,600	(1,807)		(125,073)		(125,073)	
C	MD Audio Engineering	N Total		21	4	08/22/19	12/27/19	Mar-20		716,543	948,633	707,764	803,480	95,716	260,819	7,600	(1,807)		(125,073)		(125,073)	
C	MD Audio Engineering	Y	MD Audio Engineering	11	3	01/03/20	03/24/20	Jul-20		1,132,970	1,465,493	517,225	476,761	(40,464)	346,436	4,882		30,600	647,177		647,177	
C	MD Audio Engineering	Y Total		11	3	01/03/20	03/24/20	Jul-20		1,132,970	1,465,493	517,225	476,761	(40,464)	346,436	4,882		30,600	647,177		647,177	
C	MD Audio Engineering Total			32	7	08/22/19	03/24/20	Jul-20		1,849,513	2,414,125	1,224,989	1,280,242	55,253	607,255	7,600	3,075	30,600	522,104		522,104	
C	South Coast Behavioral Health	N	South Coast Behavioral Health	61	1	03/20/19	06/10/19	Oct-19		1,047,739	1,410,103	922,239	796,445	(125,794)	115,000	1,125			499,783		499,783	
C	South Coast Behavioral Health	N Total		61	1	03/20/19	06/10/19	Oct-19		1,047,739	1,410,103	922,239	796,445	(125,794)	115,000	1,125			499,783		499,783	
C	South Coast Behavioral Health Total			61	1	03/20/19	06/10/19	Oct-19		1,047,739	1,410,103	922,239	796,445	(125,794)	115,000	1,125			499,783		499,783	
C	Ellwood Medical Center (Pineville)	N	Ellwood Medical Center (Pineville)	10	4	03/29/18	11/08/19	Jul-20		1,856,405	2,606,798	1,341,261	1,733,874	392,613	237,551	247,613	12,572	750	400,331		400,331	
C	Ellwood Medical Center (Pineville)	N Total		10	4	03/29/18	11/08/19	Jul-20		1,856,405	2,606,798	1,341,261	1,733,874	392,613	237,551	247,613	12,572	750	400,331		400,331	
C	Ellwood Medical Center (Pineville) Total			10	4	03/29/18	11/08/19	Jul-20		1,856,405	2,606,798	1,341,261	1,733,874	392,613	237,551	247,613	12,572	750	400,331		400,331	
C	Coffee Dog Entertainment	N	Coffee Dog Entertainment	28	1	02/15/18	01/18/19	Sep-19		649,865	893,104	302,125	206,551	(95,574)	5,250	287,234	5,325		399,394		399,394	
C	Coffee Dog Entertainment	N Total		28	1	02/15/18	01/18/19	Sep-19		649,865	893,104	302,125	206,551	(95,574)	5,250	287,234	5,325		399,394		399,394	
C	Coffee Dog Entertainment Total			28	1	02/15/18	01/18/19	Sep-19		649,865	893,104	302,125	206,551	(95,574)	5,250	287,234	5,325		399,394		399,394	
C	Definitive Staffing Solutions	N	Definitive Staffing Solutions	24	1	08/08/19	12/26/19	Jul-20		342,613	440,350	330,178	444,333	114,155	11,900	5,100	2,800	(10,784)		(10,784)		
C	Definitive Staffing Solutions	N Total		24	1	08/08/19	12/26/19	Jul-20		342,613	440,350	330,178	444,333	114,155	11,900	5,100	2,800	(10,784)		(10,784)		
C	Definitive Staffing Solutions	Y	Definitive Staffing Solutions	8	-	01/02/20	03/09/20	Jul-20		410,390	515,555	410,390	115,667	(294,723)	400	11,200	400,288		400,288			
C	Definitive Staffing Solutions	Y Total		8	-	01/02/20	03/09/20	Jul-20		410,390	515,555	410,390	115,667	(294,723)	400	11,200	400,288		400,288			
C	Definitive Staffing Solutions Total			32	1	08/08/19	03/09/20	Jul-20		753,003	955,904	740,568	560,000	(180,568)	11,900	5,500	14,000	389,504		389,504		
C	LBG Enterprise	N	LBG Enterprise	13	1	08/03/18	06/28/19	Jan-20		932,227	1,189,009	539,130	407,636	(131,494)	393,062	1,050			389,362		389,362	
C	LBG Enterprise	N Total		13	1	08/03/18	06/28/19	Jan-20		932,227	1,189,009	539,130	407,636	(131,494)	393,062	1,050			389,362		389,362	
C	LBG Enterprise Total			13	1	08/03/18	06/28/19	Jan-20		932,227	1,189,009	539,130	407,636	(131,494)	393,062	1,050			389,362		389,362	
C	Skaggs RV	N	Skaggs RV	21	12	10/30/15	12/27/19	Jan-20		2,925,435	3,829,675	1,875,760	2,347,552	471,792	1,175,779	334,094	27,750		(0)		(0)	
C	Skaggs RV	N Total		21	12	10/30/15	12/27/19	Jan-20		2,925,435	3,829,675	1,875,760	2,347,552	471,792	1,175,779	334,094	27,750		(0)		(0)	
C	Skaggs RV	Y	Skaggs RV	1	-	01/14/20	01/14/20	Jul-20		545,842	639,219	75,000	275,645	200,645	750	81,795			364,324		364,324	
C	Skaggs RV	Y Total		1	-	01/14/20	01/14/20	Jul-20		545,842	639,219	75,000	275,645	200,645	750	81,795			364,324		364,324	
C	Skaggs RV Total			22	12	10/30/15	01/14/20	Jul-20		3,471,277	4,468,894	1,950,760	2,623,197	672,437	1,176,779	334,094	28,500	81,795	364,324		364,324	
C	La Salle Co (High Mark System)	N	La Salle Co (High Mark System)	16	9	12/05/17	12/12/19	Feb-20		971,921	1,246,616	693,634	778,616	84,982	321,877	62,148	(83,975)		(0)		(0)	
C	La Salle Co (High Mark System)	N Total		16	9	12/05/17	12/12/19	Feb-20		971,921	1,246,616	693,634	778,616	84,982	321,877	62,148	(83,975)		(0)		(0)	
C	La Salle Co (High Mark System)	Y	La Salle Co (High Mark System)	5	1	01/13/20	07/09/20	Jul-20		586,720	752,143	241,918	241,395	(523)	152,462		81,808	358,285		358,285		
C	La Salle Co (High Mark System)	Y Total		5	1	01/13/20	07/09/20	Jul-20		586,720	752,143	241,918	241,395	(523)	152,462		81,808	358,285		358,285		

Securities and Exchange Commission, Plaintiff,
v.
Complete Business Solutions Group, Inc. d/b/a Par Funding et. al., Defendants.
CASE NO. 9:20-cv-81205
UNITED STATES DISTRICT COURT
SOUTHERN DISTRICT OF FLORIDA

Category C - Detail of CBSG MCA Suites Activity for the period from 2012 through July 27, 2020

Source: MCA Suites		Total Advances and Repayments per MCA Suites							Cash Advances and Repayments per MCA Suites			Transactional Data per MCA Suites				A/R Balance (Note 10)				
Category (Note 1)	Merchant Grouping (Note 11)	Funded After 01/01/20	Merchant Name (Note 8)	Total # of Deals (Note 2)	Deals with Reioad (Note 3)	First Funding Date (Note 12)	Last Funding Date (Note 12)	Month of Last Payment (Note 13)	A	B	C	D	E = D-C	F	G	H	I	J	K	L = J+K
									Advance Amount (Note 4)	Payback (Note 5)	Net Cash Advanced (Note 6)	Total Cash Repayments (Note 7)	Net Cash Surplus (Deficit)	Total Reload (Note 9)	Total Write-off (Note 8)	Total Fee (Note 8)	Total Collections 06/2020-07/27/2020 (Note 7)	Active A/R	Default A/R	Total A/R
C	La Salle Co (High Mark System) Total			21	10	12/05/17	07/09/20	Jul-20	1,558,640	1,998,759	935,553	1,020,011	84,459	474,339	62,148	(83,975)	81,808	358,285		358,285
C	Mullen Technologies N		Mullen Technologies	1	1	12/27/19	12/27/19	Mar-20	150,000	177,000	150,000	118,000	(32,000)	59,000						-
C	Mullen Technologies N Total			1	1	12/27/19	12/27/19	Mar-20	150,000	177,000	150,000	118,000	(32,000)	59,000						-
C	Mullen Technologies Y		Mullen Technologies	4	3	01/16/20	07/20/20	Jul-20	719,427	821,677	600,095	146,623	(453,472)	363,677		40,632	23,500	352,009		352,009
C	Mullen Technologies Y Total			4	3	01/16/20	07/20/20	Jul-20	719,427	821,677	600,095	146,623	(453,472)	363,677		40,632	23,500	352,009		352,009
C	Mullen Technologies Total			5	4	12/27/19	07/20/20	Jul-20	869,427	998,677	750,095	264,623	(485,472)	422,677		40,632	23,500	352,009		352,009
C	S and O Inc N		S and O Inc	40	9	10/26/18	12/30/19	Mar-20	2,770,548	3,592,582	1,926,059	2,210,854	284,795	1,435,556		53,828			(0)	(0)
C	S and O Inc N Total			40	9	10/26/18	12/30/19	Mar-20	2,770,548	3,592,582	1,926,059	2,210,854	284,795	1,435,556		53,828			(0)	(0)
C	S and O Inc Y		S and O Inc	2	-	02/28/20	03/16/20	Jul-20	806,092	975,311	200,000	632,273	432,273			249,077	343,038		343,038	
C	S and O Inc Y Total			2	-	02/28/20	03/16/20	Jul-20	806,092	975,311	200,000	632,273	432,273			249,077	343,038		343,038	
C	S and O Inc Total			42	9	10/26/18	03/16/20	Jul-20	3,576,640	4,567,893	2,126,059	2,843,126	717,067	1,435,556		53,828	249,077	343,038		343,038
C	CEAM Investment Corp (Constantinos Market) N		CEAM Investment Corp (Constantinos Market)	118	3	02/13/19	12/31/19	Feb-20	823,489	1,106,860	719,615	933,816	214,201	178,225	93,471	6,671		(91,981)		(91,981)
C	CEAM Investment Corp (Constantinos Market) N Total			118	3	02/13/19	12/31/19	Feb-20	823,489	1,106,860	719,615	933,816	214,201	178,225	93,471	6,671		(91,981)		(91,981)
C	CEAM Investment Corp (Constantinos Market) Y		CEAM Investment Corp (Constantinos Market)	48	4	01/02/20	03/02/20	Jul-20	742,000	879,099	300,467	197,225	(103,243)	273,641		12,678	28,587	420,912		420,912
C	CEAM Investment Corp (Constantinos Market) Y Total			48	4	01/02/20	03/02/20	Jul-20	742,000	879,099	300,467	197,225	(103,243)	273,641		12,678	28,587	420,912		420,912
C	CEAM Investment Corp (Constantinos Market) Total			166	7	02/13/19	03/02/20	Jul-20	1,565,489	1,985,959	1,020,082	1,131,040	110,958	451,866	93,471	19,349	28,587	328,931		328,931
C	Rosenfield and Company N		Rosenfield and Company	12	1	06/10/19	12/31/19	Mar-20	301,895	399,447	300,325	354,879	54,554	94,773				(50,205)		(50,205)
C	Rosenfield and Company N Total			12	1	06/10/19	12/31/19	Mar-20	301,895	399,447	300,325	354,879	54,554	94,773				(50,205)		(50,205)
C	Rosenfield and Company Y		Rosenfield and Company	15	1	01/08/20	07/10/20	Jul-20	716,884	879,905	560,068	443,406	(116,663)	62,043		250	143,332	374,707		374,707
C	Rosenfield and Company Y Total			15	1	01/08/20	07/10/20	Jul-20	716,884	879,905	560,068	443,406	(116,663)	62,043		250	143,332	374,707		374,707
C	Rosenfield and Company Total			27	2	06/10/19	07/10/20	Jul-20	1,018,779	1,279,352	860,394	798,285	(62,109)	156,816		250	143,332	324,502		324,502
C	Shirley Auto Group N		Shirley Auto Group	3	1	12/06/16	08/16/17	Jul-20	1,216,000	1,757,520	907,941	1,138,164	230,223	297,000	1,050	1,000	323,406		323,406	
C	Shirley Auto Group N Total			3	1	12/06/16	08/16/17	Jul-20	1,216,000	1,757,520	907,941	1,138,164	230,223	297,000	1,050	1,000	323,406		323,406	
C	Shirley Auto Group Total			3	1	12/06/16	08/16/17	Jul-20	1,216,000	1,757,520	907,941	1,138,164	230,223	297,000	1,050	1,000	323,406		323,406	
C	Butterflies And Frogs N		Butterflies And Frogs	59	15	02/06/18	12/27/19	Mar-20	1,000,913	1,340,312	575,334	797,993	222,659	391,772	151,223	675		(0)		(0)
C	Butterflies And Frogs N Total			59	15	02/06/18	12/27/19	Mar-20	1,000,913	1,340,312	575,334	797,993	222,659	391,772	151,223	675		(0)		(0)
C	Butterflies And Frogs Y		Butterflies And Frogs	9	8	01/10/20	07/27/20	Jul-20	852,647	1,080,492	238,987	263,040	24,054	494,286		75	103,010	323,240		323,240
C	Butterflies And Frogs Y Total			9	8	01/10/20	07/27/20	Jul-20	852,647	1,080,492	238,987	263,040	24,054	494,286		75	103,010	323,240		323,240
C	Butterflies And Frogs Total			68	23	02/06/18	07/27/20	Jul-20	1,853,560	2,420,804	814,321	1,061,033	246,713	886,058	151,223	750	103,010	323,240		323,240
C	Promax Builders Inc N		Promax Builders Inc	17	3	11/30/18	03/22/19	Jul-20	491,430	667,152	484,327	374,081	(110,246)	-		4,800	6,000	297,871		297,871
C	Promax Builders Inc N Total			17	3	11/30/18	03/22/19	Jul-20	491,430	667,152	484,327	374,081	(110,246)	-		4,800	6,000	297,871		297,871
C	Promax Builders Inc Total			17	3	11/30/18	03/22/19	Jul-20	491,430	667,152	484,327	374,081	(110,246)	-		4,800	6,000	297,871		297,871
C	Quality Home Products N		Quality Home Products	20	1	03/01/19	06/21/19	Jul-19	376,433	523,549	361,013	215,610	(145,403)	14,350		650	294,239		294,239	
C	Quality Home Products N Total			20	1	03/01/19	06/21/19	Jul-19	376,433	523,549	361,013	215,610	(145,403)	14,350		650	294,239		294,239	
C	Quality Home Products Total			20	1	03/01/19	06/21/19	Jul-19	376,433	523,549	361,013	215,610	(145,403)	14,350		650	294,239		294,239	
C	Buy Laminate Direct N		Buy Laminate Direct	28	6	05/15/19	12/30/19	Jul-20	999,626	1,336,006	848,882	1,046,762	197,880	148,644	3,000	4,500	143,600		143,600	
C	Buy Laminate Direct N Total			28	6	05/15/19	12/30/19	Jul-20	999,626	1,336,006	848,882	1,046,762	197,880	148,644	3,000	4,500	143,600		143,600	
C	Buy Laminate Direct Y		Buy Laminate Direct	4	-	02/03/20	03/09/20	Jul-20	208,000	239,200	208,000	94,783	(113,217)			1,200	4,500	145,617		145,617
C	Buy Laminate Direct Y Total			4	-	02/03/20	03/09/20	Jul-20	208,000	239,200	208,000	94,783	(113,217)			1,200	4,500	145,617		145,617
C	Buy Laminate Direct Total			32	6	05/15/19	03/09/20	Jul-20	1,207,626	1,575,206	1,056,882	1,141,545	84,664	148,644	4,200	9,000	289,217		289,217	
C	Allison Transportator N		Allison Transportator	11	1	11/30/18	02/01/19	Feb-19	326,264	452,607	325,264	165,838	(159,425)	72,100		72,500	287,169		287,169	

Securities and Exchange Commission, Plaintiff,
v.
Complete Business Solutions Group, Inc. d/b/a Par Funding et. al., Defendants.
CASE NO. 9:20-cv-81205
UNITED STATES DISTRICT COURT
SOUTHERN DISTRICT OF FLORIDA

Category C - Detail of CBSG MCA Suites Activity for the period from 2012 through July 27, 2020

Source: MCA Suites										Total Advances and Repayments per MCA Suites		Cash Advances and Repayments per MCA Suites			Transactional Data per MCA Suites				A/R Balance (Note 10)		
Category (Note 1)	Merchant Grouping (Note 11)	Funded After 01/01/20	Merchant Name (Note 8)	Total # of Deals (Note 2)	Deals with Reioad (Note 3)	First Funding Date (Note 12)	Last Funding Date (Note 12)	Month of Last Payment (Note 13)	Advance Amount (Note 4)	Payback (Note 5)	Net Cash Advanced (Note 6)	Total Cash Repayments (Note 7)	E = D-C	Total Reload (Note 9)	Total Write-off (Note 8)	Total Fee (Note 8)	Total Collections 06/2020-07/27/2020 (Note 7)	Active A/R	Default A/R	Total A/R	
																					A
C	Allison Transportation	N Total		11	1	11/30/18	02/01/19	Feb-19	326,264	452,607	325,264	165,838	(159,425)	72,100		72,500		287,169		287,169	
C	Allison Transportation Total			11	1	11/30/18	02/01/19	Feb-19	326,264	452,607	325,264	165,838	(159,425)	72,100		72,500		287,169		287,169	
C	Chika International Food Market	N	Chika International Food Market	13	9	10/13/17	02/12/19	Jul-20	1,090,717	1,419,231	526,556	577,964	51,408	564,161		8,354	2,000	285,460		285,460	
C	Chika International Food Market Total	N Total		13	9	10/13/17	02/12/19	Jul-20	1,090,717	1,419,231	526,556	577,964	51,408	564,161		8,354	2,000	285,460		285,460	
C	Primex Prime Electronic Execution	N	Primex Prime Electronic Execution	4	3	02/28/19	12/27/19	Apr-20	600,253	788,324	467,350	428,597	(38,753)	174,653		600		185,674		185,674	
C	Primex Prime Electronic Execution Total	N Total		4	3	02/28/19	12/27/19	Apr-20	600,253	788,324	467,350	428,597	(38,753)	174,653		600		185,674		185,674	
C	Primex Prime Electronic Execution	Y	Primex Prime Electronic Execution	1	-	02/03/20	02/03/20	Apr-20	100,000	120,000	56,000	24,750	(31,250)			400		95,650		95,650	
C	Primex Prime Electronic Execution Total	Y Total		1	-	02/03/20	02/03/20	Apr-20	100,000	120,000	56,000	24,750	(31,250)			400		95,650		95,650	
C	Amirah Enterprises	N	Amirah Enterprises	43	5	12/22/17	03/29/19	Jul-20	969,001	1,244,416	511,123	522,523	11,401	452,824		11,850	480	280,918		280,918	
C	Amirah Enterprises Total	N Total		43	5	12/22/17	03/29/19	Jul-20	969,001	1,244,416	511,123	522,523	11,401	452,824		11,850	480	280,918		280,918	
C	Grants Wrecker	N	Grants Wrecker	19	2	08/23/16	08/03/17	Jul-20	871,303	1,150,090	426,372	466,978	40,606	81,330	338,365	5,525	4,100	268,942		268,942	
C	Grants Wrecker Total	N Total		19	2	08/23/16	08/03/17	Jul-20	871,303	1,150,090	426,372	466,978	40,606	81,330	338,365	5,525	4,100	268,942		268,942	
C	Cleanroom Design	N	Cleanroom Design	47	15	10/19/18	12/30/19	May-20	1,728,683	2,140,164	1,317,587	1,567,273	249,686	573,266		375		(0)		(0)	
C	Cleanroom Design Total	N Total		47	15	10/19/18	12/30/19	May-20	1,728,683	2,140,164	1,317,587	1,567,273	249,686	573,266		375		(0)		(0)	
C	Space Builders	N	Space Builders	39	6	03/07/19	12/31/19	Mar-20	582,259	782,198	444,822	616,971	172,348	170,742		5,450	(65)	(65)		(65)	
C	Space Builders Total	N Total		39	6	03/07/19	12/31/19	Mar-20	582,259	782,198	444,822	616,971	172,348	170,742		5,450	(65)	(65)		(65)	
C	Stevenson Hardware	Y	Stevenson Hardware	62	1	02/11/20	07/20/20	Jul-20	443,500	593,925	346,450	247,766	(98,684)	89,490			73,127	256,670		256,670	
C	Stevenson Hardware Total	Y Total		62	1	02/11/20	07/20/20	Jul-20	443,500	593,925	346,450	247,766	(98,684)	89,490			73,127	256,670		256,670	
C	Pride Fabrication and Maintenance	N	Pride Fabrication and Maintenance	25	1	07/16/18	01/07/19	Sep-19	452,621	650,781	319,594	270,115	(49,479)	125,092		975		256,549		256,549	
C	Pride Fabrication and Maintenance Total	N Total		25	1	07/16/18	01/07/19	Sep-19	452,621	650,781	319,594	270,115	(49,479)	125,092		975		256,549		256,549	
C	Ticket Guru	N	Ticket Guru	2	1	04/26/18	03/18/19	Mar-19	1,219,277	1,458,747	1,000,000	987,406	(12,594)	219,277		2,408		254,472		254,472	
C	Ticket Guru Total	N Total		2	1	04/26/18	03/18/19	Mar-19	1,219,277	1,458,747	1,000,000	987,406	(12,594)	219,277		2,408		254,472		254,472	
C	C and R Dance	N	C and R Dance	36	9	09/12/18	12/24/19	Mar-20	692,812	914,389	522,699	602,415	79,716	276,142	36,032	200		(0)		(0)	
C	C and R Dance Total	N Total		36	9	09/12/18	12/24/19	Mar-20	692,812	914,389	522,699	602,415	79,716	276,142	36,032	200		(0)		(0)	
C	Outback Pool And Spa	N	Outback Pool And Spa	16	3	04/20/18	01/17/19	Feb-19	402,409	586,950	281,036	240,249	(40,787)	106,454		4,475		244,722		244,722	
C	Outback Pool And Spa Total	N Total		16	3	04/20/18	01/17/19	Feb-19	402,409	586,950	281,036	240,249	(40,787)	106,454		4,475		244,722		244,722	
C	USV Parts Corp	N	USV Parts Corp	20	3	05/31/18	03/29/19	Oct-19	998,536	1,266,004	559,381	589,732	30,351	436,085		3,575		243,762		243,762	
C	USV Parts Corp Total	N Total		20	3	05/31/18	03/29/19	Oct-19	998,536	1,266,004	559,381	589,732	30,351	436,085		3,575		243,762		243,762	
C	Greenberg Gourmet	N	Greenberg Gourmet	40	6	08/15/18	11/14/19	Jan-20	724,165	971,957	551,352	563,287	11,935	135,775	34,007	1,875		240,762		240,762	

Securities and Exchange Commission, Plaintiff,
v.
Complete Business Solutions Group, Inc. d/b/a Par Funding et. al., Defendants.
CASE NO. 9:20-cv-81205
UNITED STATES DISTRICT COURT
SOUTHERN DISTRICT OF FLORIDA

Category C - Detail of CBSG MCA Suites Activity for the period from 2012 through July 27, 2020

Source: MCA Suites										Total Advances and Repayments per MCA Suites		Cash Advances and Repayments per MCA Suites			Transactional Data per MCA Suites				A/R Balance (Note 10)		
Category (Note 1)	Merchant Grouping (Note 11)	Funded After 01/01/20	Merchant Name (Note 8)	Total # of Deals (Note 2)	Deals with Reload (Note 3)	First Funding Date (Note 12)	Last Funding Date (Note 12)	Month of Last Payment (Note 13)		A	B	C	D	E = D-C	F	G	H	I	J	K	L = J+K
										Advance Amount (Note 4)	Payback (Note 5)	Net Cash Advanced (Note 6)	Total Cash Repayments (Note 7)	Net Cash Surplus (Deficit)	Total Reload (Note 9)	Total Write-off (Note 8)	Total Fee (Note 8)	Total Collections 06/2020-07/27/2020 (Note 7)	Active A/R	Default A/R	Total A/R
C	Greenberg Gourmet	N Total		40	6	08/15/18	11/14/19	Jan-20		724,165	971,957	551,352	563,287	11,935	135,775	34,007	1,875		240,762		240,762
C	Greenberg Gourmet	Total		40	6	08/15/18	11/14/19	Jan-20		724,165	971,957	551,352	563,287	11,935	135,775	34,007	1,875		240,762		240,762
C	Progressive Rehab	N	Progressive Rehab	23	19	12/31/13	07/28/15	Jul-20		1,937,872	2,661,802	699,432	1,242,466	543,034	1,217,962	39,366	6,750		240,741		240,741
C	Progressive Rehab	N Total		23	19	12/31/13	07/28/15	Jul-20		1,937,872	2,661,802	699,432	1,242,466	543,034	1,217,962	39,366	6,750		240,741		240,741
C	Progressive Rehab	Total		23	19	12/31/13	07/28/15	Jul-20		1,937,872	2,661,802	699,432	1,242,466	543,034	1,217,962	39,366	6,750		240,741		240,741
C	Eagle Eye Truck Lines	N	Eagle Eye Truck Lines	42	3	05/15/19	12/02/19	Feb-20		1,448,309	1,933,132	1,322,026	1,806,989	484,964	126,143				0		0
C	Eagle Eye Truck Lines	N Total		42	3	05/15/19	12/02/19	Feb-20		1,448,309	1,933,132	1,322,026	1,806,989	484,964	126,143				0		0
C	Eagle Eye Truck Lines	Y	Eagle Eye Truck Lines	2	-	01/24/20	02/25/20	Jul-20		750,000	967,500	750,000	735,703	(14,297)			241,875		231,797		231,797
C	Eagle Eye Truck Lines	Y Total		2	-	01/24/20	02/25/20	Jul-20		750,000	967,500	750,000	735,703	(14,297)			241,875		231,797		231,797
C	Eagle Eye Truck Lines	Total		44	3	05/15/19	02/25/20	Jul-20		2,198,309	2,900,632	2,072,026	2,542,692	470,667	126,143		241,875		231,797		231,797
C	Storeyline Resumes	N	Storeyline Resumes	35	16	12/23/16	12/09/19	Feb-20		836,793	1,110,626	573,435	683,469	110,035	325,960	101,916	719		(0)		(0)
C	Storeyline Resumes	N Total		35	16	12/23/16	12/09/19	Feb-20		836,793	1,110,626	573,435	683,469	110,035	325,960	101,916	719		(0)		(0)
C	Storeyline Resumes	Y	Storeyline Resumes	5	2	01/14/20	07/10/20	Jul-20		460,000	588,100	149,655	214,492	64,837	145,720		63,632		227,888		227,888
C	Storeyline Resumes	Y Total		5	2	01/14/20	07/10/20	Jul-20		460,000	588,100	149,655	214,492	64,837	145,720		63,632		227,888		227,888
C	Storeyline Resumes	Total		40	18	12/23/16	07/10/20	Jul-20		1,296,793	1,698,726	723,090	897,961	174,871	471,680	101,916	719		63,632		227,888
C	DDM Transportation	N	DDM Transportation	20	3	01/17/19	05/16/19	Jun-19		286,129	399,253	285,059	174,693	(110,367)	0		525		225,086		225,086
C	DDM Transportation	N Total		20	3	01/17/19	05/16/19	Jun-19		286,129	399,253	285,059	174,693	(110,367)	0		525		225,086		225,086
C	DDM Transportation	Total		20	3	01/17/19	05/16/19	Jun-19		286,129	399,253	285,059	174,693	(110,367)	0		525		225,086		225,086
C	Million Dollar Challenge (Landmark)	N	Million Dollar Challenge (Landmark)	19	15	11/01/12	11/05/15	Jul-20		2,888,993	3,687,867	1,369,041	1,370,823	1,782	2,152,981		60,216		8,000		224,279
C	Million Dollar Challenge (Landmark)	N Total		19	15	11/01/12	11/05/15	Jul-20		2,888,993	3,687,867	1,369,041	1,370,823	1,782	2,152,981		60,216		8,000		224,279
C	Million Dollar Challenge (Landmark)	Total		19	15	11/01/12	11/05/15	Jul-20		2,888,993	3,687,867	1,369,041	1,370,823	1,782	2,152,981		60,216		8,000		224,279
C	Burke Roofing	N	Burke Roofing	22	8	04/15/15	12/02/19	May-20		1,523,306	1,986,199	1,310,380	1,769,444	459,064	195,698	24,180	3,123		(0)		(0)
C	Burke Roofing	N Total		22	8	04/15/15	12/02/19	May-20		1,523,306	1,986,199	1,310,380	1,769,444	459,064	195,698	24,180	3,123		(0)		(0)
C	Burke Roofing	Y	Burke Roofing	3	1	03/19/20	07/20/20	Jul-20		300,000	381,000	248,046	130,464	(117,582)	27,709		71,582		222,827		222,827
C	Burke Roofing	Y Total		3	1	03/19/20	07/20/20	Jul-20		300,000	381,000	248,046	130,464	(117,582)	27,709		71,582		222,827		222,827
C	Burke Roofing	Total		25	9	04/15/15	07/20/20	Jul-20		1,823,306	2,367,199	1,558,426	1,899,908	341,481	223,407	24,180	3,123		71,582		222,827
C	Advantage Roofing	N	Advantage Roofing	11	9	06/09/16	12/06/19	Mar-20		949,123	1,285,439	771,114	951,991	180,877	333,448		-		-		-
C	Advantage Roofing	N Total		11	9	06/09/16	12/06/19	Mar-20		949,123	1,285,439	771,114	951,991	180,877	333,448		-		-		-
C	Advantage Roofing	Y	Advantage Roofing	3	2	02/13/20	03/13/20	Jul-20		644,903	807,493	178,400	282,768	104,368	302,598		122,795		222,128		222,128
C	Advantage Roofing	Y Total		3	2	02/13/20	03/13/20	Jul-20		644,903	807,493	178,400	282,768	104,368	302,598		122,795		222,128		222,128
C	Advantage Roofing	Total		14	11	06/09/16	03/13/20	Jul-20		1,594,026	2,092,933	949,514	1,234,759	285,245	636,046		122,795		222,128		222,128
C	R Steven Legall Home For Funerals	N	R Steven Legall Home For Funerals	17	3	08/08/17	12/21/18	Jul-20		1,099,301	1,562,064	724,348	1,111,740	387,392	354,434		124,729		18,000		220,619
C	R Steven Legall Home For Funerals	N Total		17	3	08/08/17	12/21/18	Jul-20		1,099,301	1,562,064	724,348	1,111,740	387,392	354,434		124,729		18,000		220,619
C	R Steven Legall Home For Funerals	Total		17	3	08/08/17	12/21/18	Jul-20		1,099,301	1,562,064	724,348	1,111,740	387,392	354,434		124,729		18,000		220,619
C	Sugarman Auction Group	N	Sugarman Auction Group	2	1	09/23/19	11/13/19	Jul-20		400,000	516,000	268,230	171,025	(97,205)	125,775		850		5,500		220,050
C	Sugarman Auction Group	N Total		2	1	09/23/19	11/13/19	Jul-20		400,000	516,000	268,230	171,025	(97,205)	125,775		850		5,500		220,050
C	Sugarman Auction Group	Total		2	1	09/23/19	11/13/19	Jul-20		400,000	516,000	268,230	171,025	(97,205)	125,775		850		5,500		220,050
C	L Cabrera Wireless	N	L Cabrera Wireless	10	1	05/02/18	10/28/19	Jul-20		832,427	1,022,650	782,951	946,233	163,281	32,427	11,747	850		2,000		33,093
C	L Cabrera Wireless	N Total		10	1	05/02/18	10/28/19	Jul-20		832,427	1,022,650	782,951	946,233	163,281	32,427	11,747	850		2,000		33,093
C	L Cabrera Wireless	Y	L Cabrera Wireless	2	-	01/10/20	02/06/20	Jul-20		200,000	240,000	200,000	58,800	(141,200)			1,375		2,200		182,575
C	L Cabrera Wireless	Y Total		2	-	01/10/20	02/06/20	Jul-20		200,000	240,000	200,000	58,800	(141,200)			1,375		2,200		182,575
C	L Cabrera Wireless	Total		12	1	05/02/18	02/06/20	Jul-20		1,032,427	1,262,650	982,951	1,005,033	22,081	32,427	11,747	2,225		4,200		215,668
C	Hom Enterprises	N	Hom Enterprises	31	2	11/02/18	07/18/19	Jul-19		524,814	734,241	372,952	373,912	960	21,071		127,266		600		212,591
C	Hom Enterprises	N Total		31	2	11/02/18	07/18/19	Jul-19		524,814	734,241	372,952	373,912	960	21,071		127,266		600		212,591
C	Hom Enterprises	Total		31	2	11/02/18	07/18/19	Jul-19		524,814	734,241	372,952	373,912	960	21,071		127,266		600		212,591
C	Medic Of South Carolina	N	Medic Of South Carolina	32	6	02/12/18	10/04/18	Jul-20		554,282	766,388	377,457	336,166	(41,290)	223,338		4,850		4,500		211,734

Securities and Exchange Commission, Plaintiff,
v.
Complete Business Solutions Group, Inc. d/b/a Par Funding et. al., Defendants.
CASE NO. 9:20-cv-81205
UNITED STATES DISTRICT COURT
SOUTHERN DISTRICT OF FLORIDA

Category C - Detail of CBSG MCA Suites Activity for the period from 2012 through July 27, 2020

Source: MCA Suites										Total Advances and Repayments per MCA Suites		Cash Advances and Repayments per MCA Suites			Transactional Data per MCA Suites				A/R Balance (Note 10)		
Category (Note 1)	Merchant Grouping (Note 11)	Funded After 01/01/20	Merchant Name (Note 8)	Total # of Deals (Note 2)	Deals with Reioad (Note 3)	First Funding Date (Note 12)	Last Funding Date (Note 12)	Month of Last Payment (Note 13)	Advance Amount (Note 4)	Payback (Note 5)	Net Cash Advanced (Note 6)	Total Cash Repayments (Note 7)	E = D-C	Total Reload (Note 9)	Total Write-off (Note 8)	Total Fee (Note 8)	Total Collections 06/2020-07/27/2020 (Note 7)	Active A/R	Default A/R	Total A/R	
																					A
C	Medic Of South Carolina	N Total		32	6	02/12/18	10/04/18	Jul-20	554,282	766,388	377,457	336,166	(41,290)	223,338		4,850	4,500	211,734		211,734	
C	Medic Of South Carolina			32	6	02/12/18	10/04/18	Jul-20	554,282	766,388	377,457	336,166	(41,290)	223,338		4,850	4,500	211,734		211,734	
C	Santa Maria Brewing Co	N	Santa Maria Brewing Co	17	1	06/13/18	09/06/18	Jul-20	883,865	1,206,178	870,882	1,001,613	130,731	10,710		8,925	100	202,780		202,780	
C	Santa Maria Brewing Co	N Total		17	1	06/13/18	09/06/18	Jul-20	883,865	1,206,178	870,882	1,001,613	130,731	10,710		8,925	100	202,780		202,780	
C	Santa Maria Brewing Co			17	1	06/13/18	09/06/18	Jul-20	883,865	1,206,178	870,882	1,001,613	130,731	10,710		8,925	100	202,780		202,780	
C	Mh Marketing Solutions	N	Mh Marketing Solutions	19	2	02/01/18	03/28/19	Oct-19	693,927	1,019,783	455,583	597,000	141,418	103,659	121,966	4,600		201,758		201,758	
C	Mh Marketing Solutions	N Total		19	2	02/01/18	03/28/19	Oct-19	693,927	1,019,783	455,583	597,000	141,418	103,659	121,966	4,600		201,758		201,758	
C	Mh Marketing Solutions			19	2	02/01/18	03/28/19	Oct-19	693,927	1,019,783	455,583	597,000	141,418	103,659	121,966	4,600		201,758		201,758	
C	Veimo USA	N	Veimo USA	2	1	04/03/19	06/17/19	Jul-19	279,500	351,420	248,215	121,355	(126,860)	31,250		175		198,990		198,990	
C	Veimo USA	N Total		2	1	04/03/19	06/17/19	Jul-19	279,500	351,420	248,215	121,355	(126,860)	31,250		175		198,990		198,990	
C	Veimo USA			2	1	04/03/19	06/17/19	Jul-19	279,500	351,420	248,215	121,355	(126,860)	31,250		175		198,990		198,990	
C	Value Auto Sales	N	Value Auto Sales	3	1	08/04/16	12/02/16	May-20	310,000	463,200	258,299	225,057	(33,242)	47,197		7,750		198,696		198,696	
C	Value Auto Sales	N Total		3	1	08/04/16	12/02/16	May-20	310,000	463,200	258,299	225,057	(33,242)	47,197		7,750		198,696		198,696	
C	Value Auto Sales			3	1	08/04/16	12/02/16	May-20	310,000	463,200	258,299	225,057	(33,242)	47,197		7,750		198,696		198,696	
C	Granite Automotive Ventures LLC	Y	Granite Automotive Ventures LLC	2	1	03/25/20	07/22/20	Jul-20	180,000	235,200	171,164	34,960	(136,204)	7,336			22,041	192,904		192,904	
C	Granite Automotive Ventures LLC	Y Total		2	1	03/25/20	07/22/20	Jul-20	180,000	235,200	171,164	34,960	(136,204)	7,336			22,041	192,904		192,904	
C	Granite Automotive Ventures LLC			2	1	03/25/20	07/22/20	Jul-20	180,000	235,200	171,164	34,960	(136,204)	7,336			22,041	192,904		192,904	
C	Lmr Custom Home Construction	N	Lmr Custom Home Construction	2	1	07/14/17	12/21/17	Jul-20	417,200	584,080	276,964	256,896	(20,068)	137,200		1,575	2,000	191,559		191,559	
C	Lmr Custom Home Construction	N Total		2	1	07/14/17	12/21/17	Jul-20	417,200	584,080	276,964	256,896	(20,068)	137,200		1,575	2,000	191,559		191,559	
C	Lmr Custom Home Construction			2	1	07/14/17	12/21/17	Jul-20	417,200	584,080	276,964	256,896	(20,068)	137,200		1,575	2,000	191,559		191,559	
C	Landmark 99 Enterprises	N	Landmark 99 Enterprises	12	1	10/30/19	12/31/19	Jul-20	289,586	384,891	275,119	196,452	(78,667)	14,467		2,225	1,714	176,198		176,198	
C	Landmark 99 Enterprises	N Total		12	1	10/30/19	12/31/19	Jul-20	289,586	384,891	275,119	196,452	(78,667)	14,467		2,225	1,714	176,198		176,198	
C	Landmark 99 Enterprises	Y	Landmark 99 Enterprises	2	-	01/08/20	01/15/20	Jul-20	10,969	14,808	10,969	1,071	(9,898)				1,071	13,737		13,737	
C	Landmark 99 Enterprises	Y Total		2	-	01/08/20	01/15/20	Jul-20	10,969	14,808	10,969	1,071	(9,898)				1,071	13,737		13,737	
C	Landmark 99 Enterprises			2	-	01/08/20	01/15/20	Jul-20	10,969	14,808	10,969	1,071	(9,898)				1,071	13,737		13,737	
C	Inter County Abstract Corp	N	Inter County Abstract Corp	35	5	04/24/19	12/31/19	Feb-20	540,098	701,282	453,145	495,295	42,150	229,497				(23,510)		(23,510)	
C	Inter County Abstract Corp	N Total		35	5	04/24/19	12/31/19	Feb-20	540,098	701,282	453,145	495,295	42,150	229,497				(23,510)		(23,510)	
C	Inter County Abstract Corp	Y	Inter County Abstract Corp	8	1	01/07/20	02/18/20	Jul-20	311,029	405,208	167,415	192,508	25,093	1,660			68,042	211,041		211,041	
C	Inter County Abstract Corp	Y Total		8	1	01/07/20	02/18/20	Jul-20	311,029	405,208	167,415	192,508	25,093	1,660			68,042	211,041		211,041	
C	Inter County Abstract Corp			8	1	01/07/20	02/18/20	Jul-20	311,029	405,208	167,415	192,508	25,093	1,660			68,042	211,041		211,041	
C	Talluss Architectural Products	N	Talluss Architectural Products	21	5	10/05/17	09/25/19	Jul-20	719,544	977,734	570,794	655,248	84,454	146,582		9,750	800	185,655		185,655	
C	Talluss Architectural Products	N Total		21	5	10/05/17	09/25/19	Jul-20	719,544	977,734	570,794	655,248	84,454	146,582		9,750	800	185,655		185,655	
C	Talluss Architectural Products			21	5	10/05/17	09/25/19	Jul-20	719,544	977,734	570,794	655,248	84,454	146,582		9,750	800	185,655		185,655	
C	Peek Realty and Property Management	N	Peek Realty and Property Management	52	7	10/24/18	11/27/19	Feb-20	486,510	657,150	417,880	483,149	65,269	161,156		14,219	1,375	0		0	
C	Peek Realty and Property Management	N Total		52	7	10/24/18	11/27/19	Feb-20	486,510	657,150	417,880	483,149	65,269	161,156		14,219	1,375	0		0	
C	Peek Realty and Property Management	Y	Peek Realty and Property Management	4	2	01/07/20	06/25/20	Jul-20	365,000	490,550	125,566	175,576	50,010	131,894		900	52,850	183,980		183,980	
C	Peek Realty and Property Management	Y Total		4	2	01/07/20	06/25/20	Jul-20	365,000	490,550	125,566	175,576	50,010	131,894		900	52,850	183,980		183,980	
C	Peek Realty and Property Management			4	2	01/07/20	06/25/20	Jul-20	365,000	490,550	125,566	175,576	50,010	131,894		900	52,850	183,980		183,980	
C	Peek Realty and Property Management			56	9	10/24/18	06/25/20	Jul-20	851,510	1,147,700	543,446	658,726	115,279	293,050		14,219	2,275	52,850	183,980		183,980

Securities and Exchange Commission, Plaintiff,
v.
Complete Business Solutions Group, Inc. d/b/a Par Funding et. al., Defendants.
CASE NO. 9:20-cv-81205
UNITED STATES DISTRICT COURT
SOUTHERN DISTRICT OF FLORIDA

Category C - Detail of CBSG MCA Suites Activity for the period from 2012 through July 27, 2020

Source: MCA Suites													Total Advances and Repayments per MCA Suites			Cash Advances and Repayments per MCA Suites			Transactional Data per MCA Suites				A/R Balance (Note 10)		
Category (Note 1)	Merchant Grouping (Note 11)	Funded After 01/01/20	Merchant Name (Note 8)	Total # of Deals (Note 2)	Deals with Relead (Note 3)	First Funding Date (Note 12)	Last Funding Date (Note 12)	Month of Last Payment (Note 13)	A	B	C	D	E = D-C	F	G	H	I	J	K	L = J+K					
									Advance Amount (Note 4)	Payback (Note 5)	Net Cash Advanced (Note 6)	Total Cash Repayments (Note 7)	Net Cash Surplus (Deficit)	Total Rlead (Note 9)	Total Write-off (Note 8)	Total Fee (Note 8)	Total Collections 06/2020-07/27/2020 (Note 7)	Active A/R	Default A/R	Total A/R					
C	Springboard Virtual Reality	N	Springboard Virtual Reality	5	1	10/21/19	12/24/19	Mar-20	267,913	364,682	184,390	298,514	114,124	80,273		5,075		(9,029)		(9,029)					
C	Springboard Virtual Reality	N Total		5	1	10/21/19	12/24/19	Mar-20	267,913	364,682	184,390	298,514	114,124	80,273		5,075		(9,029)		(9,029)					
C	Springboard Virtual Reality	Y	Springboard Virtual Reality	4	-	01/23/20	02/11/20	Jul-20	161,356	217,830	161,356	30,253	(131,102)			900	12,250	188,477		188,477					
C	Springboard Virtual Reality	Y Total		4	-	01/23/20	02/11/20	Jul-20	161,356	217,830	161,356	30,253	(131,102)			900	12,250	188,477		188,477					
C	Springboard Virtual Reality	Total		9	1	10/21/19	02/11/20	Jul-20	429,269	582,512	345,746	328,767	(16,979)	80,273		5,975	12,250	179,447		179,447					
C	Sunset Concrete	Y	Sunset Concrete	2	1	02/05/20	06/03/20	Jul-20	325,000	463,750	269,273	241,378	(27,895)	44,227		75	114,939	178,220		178,220					
C	Sunset Concrete	Y Total		2	1	02/05/20	06/03/20	Jul-20	325,000	463,750	269,273	241,378	(27,895)	44,227		75	114,939	178,220		178,220					
C	Sunset Concrete	Total		2	1	02/05/20	06/03/20	Jul-20	325,000	463,750	269,273	241,378	(27,895)	44,227		75	114,939	178,220		178,220					
C	RVT Inc	N	RVT Inc	29	5	01/04/18	08/08/19	Jul-20	927,000	1,230,750	528,195	718,173	189,978	203,731	132,651	600	12,268	176,795		176,795					
C	RVT Inc	N Total		29	5	01/04/18	08/08/19	Jul-20	927,000	1,230,750	528,195	718,173	189,978	203,731	132,651	600	12,268	176,795		176,795					
C	RVT Inc	Total		29	5	01/04/18	08/08/19	Jul-20	927,000	1,230,750	528,195	718,173	189,978	203,731	132,651	600	12,268	176,795		176,795					
C	Bravo Tile and Stone	N	Bravo Tile and Stone	27	3	10/26/18	12/13/19	Jul-20	886,113	1,174,514	771,021	883,566	112,546	113,027	56,720	3,250	3,700	124,450		124,450					
C	Bravo Tile and Stone	N Total		27	3	10/26/18	12/13/19	Jul-20	886,113	1,174,514	771,021	883,566	112,546	113,027	56,720	3,250	3,700	124,450		124,450					
C	Bravo Tile and Stone	Y	Bravo Tile and Stone	1	-	02/18/20	02/18/20	Jul-20	60,000	69,000	60,000	26,950	(33,050)			100	2,800	42,150		42,150					
C	Bravo Tile and Stone	Y Total		1	-	02/18/20	02/18/20	Jul-20	60,000	69,000	60,000	26,950	(33,050)			100	2,800	42,150		42,150					
C	Bravo Tile and Stone	Total		28	3	10/26/18	02/18/20	Jul-20	946,113	1,243,514	831,021	910,516	79,496	113,027	56,720	3,350	6,500	166,600		166,600					
C	Surya Hote	N	Surya Hote	27	3	02/28/19	08/29/19	Oct-19	436,000	594,150	292,333	287,087	(5,245)	51,904	89,908	200		165,450		165,450					
C	Surya Hotel	N Total		27	3	02/28/19	08/29/19	Oct-19	436,000	594,150	292,333	287,087	(5,245)	51,904	89,908	200		165,450		165,450					
C	Surya Hotel	Total		27	3	02/28/19	08/29/19	Oct-19	436,000	594,150	292,333	287,087	(5,245)	51,904	89,908	200		165,450		165,450					
C	Refined Custom Builders	N	Refined Custom Builders	5	1	12/10/19	12/31/19	Feb-20	139,894	183,356	135,859	172,833	36,975	17,714				(7,191)		(7,191)					
C	Refined Custom Builders	N Total		5	1	12/10/19	12/31/19	Feb-20	139,894	183,356	135,859	172,833	36,975	17,714				(7,191)		(7,191)					
C	Refined Custom Builders	Y	Refined Custom Builders	19	-	01/07/20	04/03/20	Jul-20	221,491	291,013	203,742	120,578	(83,164)		375	4,000	170,810		170,810						
C	Refined Custom Builders	Y Total		19	-	01/07/20	04/03/20	Jul-20	221,491	291,013	203,742	120,578	(83,164)		375	4,000	170,810		170,810						
C	Refined Custom Builders	Total		24	1	12/10/19	04/03/20	Jul-20	361,385	474,370	339,601	293,412	(46,189)	17,714	375	4,000	163,619		163,619						
C	Oakbend Enterprises	N	Oakbend Enterprises	27	1	03/08/19	08/23/19	Aug-19	252,375	347,975	246,348	185,878	(60,470)	5,057	4,175		161,215		161,215						
C	Oakbend Enterprises	N Total		27	1	03/08/19	08/23/19	Aug-19	252,375	347,975	246,348	185,878	(60,470)	5,057	4,175		161,215		161,215						
C	Oakbend Enterprises	Total		27	1	03/08/19	08/23/19	Aug-19	252,375	347,975	246,348	185,878	(60,470)	5,057	4,175		161,215		161,215						
C	EM3 Commerce	N	EM3 Commerce	26	2	09/28/18	02/25/19	Oct-19	652,340	916,665	531,000	657,860	126,861	110,205	(0)	11,375		159,975		159,975					
C	EM3 Commerce	N Total		26	2	09/28/18	02/25/19	Oct-19	652,340	916,665	531,000	657,860	126,861	110,205	(0)	11,375		159,975		159,975					
C	EM3 Commerce	Total		26	2	09/28/18	02/25/19	Oct-19	652,340	916,665	531,000	657,860	126,861	110,205	(0)	11,375		159,975		159,975					
C	WM Contracting	N	WM Contracting	12	3	07/10/19	11/19/19	Jul-20	660,876	780,013	294,607	268,154	(26,453)	319,865	41,333	6,650	6,000	157,310		157,310					
C	WM Contracting	N Total		12	3	07/10/19	11/19/19	Jul-20	660,876	780,013	294,607	268,154	(26,453)	319,865	41,333	6,650	6,000	157,310		157,310					
C	WM Contracting	Total		12	3	07/10/19	11/19/19	Jul-20	660,876	780,013	294,607	268,154	(26,453)	319,865	41,333	6,650	6,000	157,310		157,310					
C	ER Cars	N	ER Cars	1	1	11/07/19	11/07/19	Feb-20	60,000	84,600	58,200	40,890	(17,310)	43,710											
C	ER Cars	N Total		1	1	11/07/19	11/07/19	Feb-20	60,000	84,600	58,200	40,890	(17,310)	43,710											
C	ER Cars	Y	ER Cars	6	3	01/17/20	07/10/20	Jul-20	341,178	433,311	201,290	171,784	(29,506)	96,178	8,750	375	75,763	156,974		156,974					
C	ER Cars	Y Total		6	3	01/17/20	07/10/20	Jul-20	341,178	433,311	201,290	171,784	(29,506)	96,178	8,750	375	75,763	156,974		156,974					
C	ER Cars	Total		7	4	11/07/19	07/10/20	Jul-20	401,178	517,911	259,490	212,674	(46,816)	139,888	8,750	375	75,763	156,974		156,974					
C	Kandela Design	N	Kandela Design	19	1	07/11/19	11/07/19	Jul-20	585,828	776,868	561,259	604,487	43,228	23,600	5,225	10,980	154,006		154,006						
C	Kandela Design	N Total		19	1	07/11/19	11/07/19	Jul-20	585,828	776,868	561,259	604,487	43,228	23,600	5,225	10,980	154,006		154,006						
C	Kandela Design	Total		19	1	07/11/19	11/07/19	Jul-20	585,828	776,868	561,259	604,487	43,228	23,600	5,225	10,980	154,006		154,006						
C	McKnight Enterprises	N	McKnight Enterprises	5	2	10/11/19	12/30/19	Feb-20	131,161	163,067	129,661	138,716	9,055	89,209	150		(64,708)		(64,708)						
C	McKnight Enterprises	N Total		5	2	10/11/19	12/30/19	Feb-20	131,161	163,067	129,661	138,716	9,055	89,209	150		(64,708)		(64,708)						
C	McKnight Enterprises	Y	McKnight Enterprises	14	2	01/06/20	03/18/20	Jul-20	336,621	419,295	185,463	142,181	(43,282)	61,948	1,375	9,295	216,541		216,541						
C	McKnight Enterprises	Y Total		14	2	01/06/20	03/18/20	Jul-20	336,621	419,295	185,463	142,181	(43,282)	61,948	1,375	9,295	216,541								

Securities and Exchange Commission, Plaintiff,
v.
Complete Business Solutions Group, Inc. d/b/a Par Funding et. al., Defendants.
CASE NO. 9:20-cv-81205
UNITED STATES DISTRICT COURT
SOUTHERN DISTRICT OF FLORIDA

Category C - Detail of CBSG MCA Suites Activity for the period from 2012 through July 27, 2020

Source: MCA Suites										Total Advances and Repayments per MCA Suites		Cash Advances and Repayments per MCA Suites			Transactional Data per MCA Suites				A/R Balance (Note 10)		
Category (Note 1)	Merchant Grouping (Note 11)	Funded After 01/01/20	Merchant Name (Note 8)	Total # of Deals (Note 2)	Deals with Re-load (Note 3)	First Funding Date (Note 12)	Last Funding Date (Note 12)	Month of Last Payment (Note 13)	A	B	C	D	E=D-C	F	G	H	I	J	K	L=J+K	
									Advance Amount (Note 4)	Payback (Note 5)	Net Cash Advanced (Note 6)	Total Cash Repayments (Note 7)	Net Cash Surplus (Deficit)	Total Re-load (Note 9)	Total Write-off (Note 8)	Total Fee (Note 8)	Total Collections 06/2020-07/27/2020 (Note 7)	Active A/R	Default A/R	Total A/R	
C	The Leed Corporation	N	The Leed Corporation	1	-	12/23/19	12/23/19	May-20	25,000	34,750	24,250	34,750	10,500								
C	The Leed Corporation	N Total		1	-	12/23/19	12/23/19	May-20	25,000	34,750	24,250	34,750	10,500								
C	The Leed Corporation	Y	The Leed Corporation	52	2	01/21/20	06/02/20	Jul-20	424,895	546,905	286,484	266,153	(20,332)	134,180			53,454	146,572		146,572	
C	The Leed Corporation	Y Total		52	2	01/21/20	06/02/20	Jul-20	424,895	546,905	286,484	266,153	(20,332)	134,180			53,454	146,572		146,572	
C	The Leed Corporation Total			53	2	12/23/19	06/02/20	Jul-20	449,895	581,655	310,734	300,903	(9,832)	134,180			53,454	146,572		146,572	
C	Gradcon Inc	N	Gradcon Inc	10	3	04/29/19	12/16/19	Jan-20	182,960	253,144	182,475	179,330	(3,145)	50,250	25,360	1,796				(0)	
C	Gradcon Inc	N Total		10	3	04/29/19	12/16/19	Jan-20	182,960	253,144	182,475	179,330	(3,145)	50,250	25,360	1,796				(0)	
C	Gradcon Inc	Y	Gradcon Inc	13	9	01/06/20	07/20/20	Jul-20	576,295	681,407	337,226	254,995	(82,231)	281,755			111,930	144,657		144,657	
C	Gradcon Inc	Y Total		13	9	01/06/20	07/20/20	Jul-20	576,295	681,407	337,226	254,995	(82,231)	281,755			111,930	144,657		144,657	
C	Gradcon Inc Total			23	12	04/29/19	07/20/20	Jul-20	759,255	934,551	519,702	434,325	(85,376)	332,005	25,360	1,796	111,930	144,657		144,657	
C	Us Tire Center	N	Us Tire Center	26	17	06/10/15	12/12/19	Mar-20	3,860,287	4,663,933	2,710,952	3,295,751	584,799	1,378,124		9,941				(0)	
C	Us Tire Center	N Total		26	17	06/10/15	12/12/19	Mar-20	3,860,287	4,663,933	2,710,952	3,295,751	584,799	1,378,124		9,941				(0)	
C	Us Tire Center	Y	Us Tire Center	2	-	01/13/20	03/11/20	Jul-20	450,000	540,000	218,182	396,000	177,818				182,727	144,000		144,000	
C	Us Tire Center	Y Total		2	-	01/13/20	03/11/20	Jul-20	450,000	540,000	218,182	396,000	177,818				182,727	144,000		144,000	
C	Us Tire Center Total			28	17	06/10/15	03/11/20	Jul-20	4,310,287	5,203,933	2,929,133	3,691,751	762,617	1,378,124		9,941	182,727	144,000		144,000	
C	Ro Fro Yo LLC	N	Ro Fro Yo LLC	18	2	12/14/18	03/29/19	Nov-19	261,935	358,209	246,900	205,794	(41,106)	26,608		17,608				143,415	
C	Ro Fro Yo LLC	N Total		18	2	12/14/18	03/29/19	Nov-19	261,935	358,209	246,900	205,794	(41,106)	26,608		17,608				143,415	
C	Ro Fro Yo LLC Total			18	2	12/14/18	03/29/19	Nov-19	261,935	358,209	246,900	205,794	(41,106)	26,608		17,608				143,415	
C	Stream Health	N	Stream Health	7	6	04/17/18	11/16/18	Jul-20	778,570	1,047,226	316,193	448,532	132,339	461,312		4,475	900			141,857	
C	Stream Health	N Total		7	6	04/17/18	11/16/18	Jul-20	778,570	1,047,226	316,193	448,532	132,339	461,312		4,475	900			141,857	
C	Stream Health Total			7	6	04/17/18	11/16/18	Jul-20	778,570	1,047,226	316,193	448,532	132,339	461,312		4,475	900			141,857	
C	Garcia Corp (J Melvin)	N	Garcia Corp (J Melvin)	24	1	11/13/18	04/09/19	Aug-19	228,025	323,397	222,417	181,680	(40,737)	1,573		1,650				141,793	
C	Garcia Corp (J Melvin)	N Total		24	1	11/13/18	04/09/19	Aug-19	228,025	323,397	222,417	181,680	(40,737)	1,573		1,650				141,793	
C	Garcia Corp (J Melvin) Total			24	1	11/13/18	04/09/19	Aug-19	228,025	323,397	222,417	181,680	(40,737)	1,573		1,650				141,793	
C	Pacifico National	N	Pacifico National	28	4	05/17/19	11/20/19	Feb-20	907,000	1,194,950	745,997	899,083	153,087	300,867		5,000				0	
C	Pacifico National	N Total		28	4	05/17/19	11/20/19	Feb-20	907,000	1,194,950	745,997	899,083	153,087	300,867		5,000				0	
C	Pacifico National	Y	Pacifico National	2	-	01/02/20	02/05/20	Jul-20	277,400	357,620	133,467	217,483	84,017	750	49,200					140,887	
C	Pacifico National	Y Total		2	-	01/02/20	02/05/20	Jul-20	277,400	357,620	133,467	217,483	84,017	750	49,200					140,887	
C	Pacifico National Total			30	4	05/17/19	02/05/20	Jul-20	1,184,400	1,552,570	879,463	1,116,566	237,103	300,867	5,750	49,200	140,887			140,887	
C	NGA Millworking	N	NGA Millworking	16	2	08/31/18	11/12/19	Jul-20	1,245,046	1,687,815	1,035,088	1,351,609	316,521	197,308		1,875	3,000			140,773	
C	NGA Millworking	N Total		16	2	08/31/18	11/12/19	Jul-20	1,245,046	1,687,815	1,035,088	1,351,609	316,521	197,308		1,875	3,000			140,773	
C	NGA Millworking Total			16	2	08/31/18	11/12/19	Jul-20	1,245,046	1,687,815	1,035,088	1,351,609	316,521	197,308		1,875	3,000			140,773	
C	Dayne Property Management	N	Dayne Property Management	7	6	06/30/17	12/18/17	Jul-20	441,235	581,165	270,510	161,280	(109,230)	282,235		2,100	600			139,750	
C	Dayne Property Management	N Total		7	6	06/30/17	12/18/17	Jul-20	441,235	581,165	270,510	161,280	(109,230)	282,235		2,100	600			139,750	
C	Dayne Property Management Total			7	6	06/30/17	12/18/17	Jul-20	441,235	581,165	270,510	161,280	(109,230)	282,235		2,100	600			139,750	
C	South Trails RV Center	N	South Trails RV Center	11	1	09/17/19	12/20/19	Jul-20	378,802	472,984	305,831	270,279	(35,552)	68,871		5,300	8,000			139,133	
C	South Trails RV Center	N Total		11	1	09/17/19	12/20/19	Jul-20	378,802	472,984	305,831	270,279	(35,552)	68,871		5,300	8,000			139,133	
C	South Trails RV Center Total			11	1	09/17/19	12/20/19	Jul-20	378,802	472,984	305,831	270,279	(35,552)	68,871		5,300	8,000			139,133	
C	Ridgeback Excavating	Y	Ridgeback Excavating	36	1	02/10/20	06/08/20	Jul-20	280,000	378,000	279,000	179,331	(99,669)	62,414		75	60,279			136,331	
C	Ridgeback Excavating	Y Total		36	1	02/10/20	06/08/20	Jul-20	280,000	378,000	279,000	179,331	(99,669)	62,414		75	60,279			136,331	
C	Ridgeback Excavating Total			36	1	02/10/20	06/08/20	Jul-20	280,000	378,000	279,000	179,331	(99,669)	62,414		75	60,279			136,331	
C	Maryland Performance Diesel	N	Maryland Performance Diesel	1	1	10/12/19	10/12/19	Jan-20	120,000	166,800	120,000	112,211	(7,789)	54,589						-	
C	Maryland Performance Diesel	N Total		1	1	10/12/19	10/12/19	Jan-20	120,000	166,800	120,000	112,211	(7,789)	54,589						-	
C	Maryland Performance Diesel	Y	Maryland Performance Diesel	46	-	01/31/20	05/22/20	Jul-20	567,537	766,175	505,448	630,113	124,665				203,422	136,062		136,062	
C	Maryland Performance Diesel	Y Total		46	-	01/31/20	05/22/20	Jul-20	567,537	766,175	505,448	630,113	124,665				203,422	136,062		136,062	
C	Maryland Performance Diesel Total			47	1	10/12/19	05/22/20	Jul-20	687,537	932,975	625,448	742,324	116,876	54,589			203,422	136,062		136,062	
C	Aah Homes	N	Aah Homes	23	2	01/23/19	08/06/19	Jan-20	187,797	252,315	172,210	239,964	67,754	4,537	9,815	2,000				(0)	
C	Aah Homes	N Total		23	2	01/23/19	08/06/19	Jan-20	187,797	252,315	172,210	239,964	67,754	4,537	9,815	2,000				(0)	
C	Aah Homes	Y	Aah Homes	2	1	02/13/20	06/18/20	Jul-20	230,000	309,000	150,900	94,700	(56,200)	79,100			42,900	135,200		135,200	
C	Aah Homes	Y Total		2	1	02/13/20	06/18/20	Jul-20	230,000	309,000	150,900	94,700	(56,200)	79,100			42,900	135,200		135,200	
C	Aah Homes Total			25	3	01/23/19	06/18/20	Jul-20	417,797	561,315	323,110	334,664	11,554	83,637	9,815	2,000	42,900	135,200		135,200	
C	Taj Hospitality	N	Taj Hospitality	35	8	01/03/19	12/31/19	Mar-20	329,000	434,120	232,545	299,285	66,740	115,033	19,952	150				(0)	

Securities and Exchange Commission, Plaintiff,
v.
Complete Business Solutions Group, Inc. d/b/a Par Funding et. al., Defendants.
CASE NO. 9:20-cv-81205
UNITED STATES DISTRICT COURT
SOUTHERN DISTRICT OF FLORIDA

Category C - Detail of CBSG MCA Suites Activity for the period from 2012 through July 27, 2020

Source: MCA Suites

Category (Note 1)	Merchant Grouping (Note 11)	Funded After 01/01/20	Merchant Name (Note 8)	Total # of Deals (Note 2)	Deals with Reload (Note 3)	First Funding Date (Note 12)	Last Funding Date (Note 12)	Month of Last Payment (Note 13)	Total Advances and Repayments per MCA Suites		Cash Advances and Repayments per MCA Suites			Transactional Data per MCA Suites				A/R Balance (Note 10)		
									A	B	C	D	E = D-C	F	G	H	I	J	K	L = J+K
									Advance Amount (Note 4)	Payback (Note 5)	Net Cash Advanced (Note 6)	Total Cash Repayments (Note 7)	Net Cash Surplus (Deficit)	Total Reload (Note 9)	Total Write-off (Note 8)	Total Fee (Note 8)	Total Collections 06/2020-07/27/2020 (Note 7)	Active A/R	Default A/R	Total A/R
C	Taj Hospitality	N Total		35	8	01/03/19	12/31/19	Mar-20	329,000	434,120	232,645	299,285	66,740	115,033	19,952	150		(0)		(0)
C	Taj Hospitality	Y	Taj Hospitality	9	3	02/12/20	03/25/20	Jul-20	276,651	345,234	117,533	93,135	(24,398)	120,553	375	29,690	131,922		131,922	
C	Taj Hospitality	Y Total		9	3	02/12/20	03/25/20	Jul-20	276,651	345,234	117,533	93,135	(24,398)	120,553	375	29,690	131,922		131,922	
C	Taj Hospitality	N Total		44	11	01/03/19	03/25/20	Jul-20	605,651	779,354	350,078	392,420	42,341	235,586	19,952	525	29,690	131,922		131,922
C	Kenneth Benson	N	Kenbenco Inc	50	5	09/28/18	11/26/19	May-20	1,217,290	1,596,604	918,734	1,300,149	381,415	210,191	86,364	100		0		0
C	Kenneth Benson	N	Benson Crane Services	36	4	10/05/18	12/17/19	May-20	763,400	1,019,340	541,289	792,731	251,442	123,093	103,516		0		0	
C	Kenneth Benson	N Total		86	9	09/28/18	12/17/19	May-20	1,980,690	2,615,944	1,460,023	2,092,880	632,857	333,285	189,879	100		0		0
C	Kenneth Benson	Y	Benson Crane Services	1	-	07/20/20	07/20/20	Jul-20	100,000	132,000	100,000	5,657	(94,343)			5,657	126,343		126,343	
C	Kenneth Benson	Y Total		1	-	07/20/20	07/20/20	Jul-20	100,000	132,000	100,000	5,657	(94,343)			5,657	126,343		126,343	
C	Kenneth Benson	N Total		87	9	09/28/18	07/20/20	Jul-20	2,080,690	2,747,944	1,560,023	2,098,537	538,514	333,285	189,879	100	5,657	126,343		126,343
C	Atlantic Imprints	N	Atlantic Imprints	48	4	10/04/18	12/26/19	May-20	4,869,839	6,108,395	4,185,768	5,412,245	1,226,477	293,102	404,048	1,000		(0)		(0)
C	Atlantic Imprints	N Total		48	4	10/04/18	12/26/19	May-20	4,869,839	6,108,395	4,185,768	5,412,245	1,226,477	293,102	404,048	1,000		(0)		(0)
C	Atlantic Imprints	Y	Atlantic Imprints	4	-	02/25/20	04/17/20	Jul-20	900,000	1,095,000	900,000	969,225	69,225			390,645	125,775		125,775	
C	Atlantic Imprints	Y Total		4	-	02/25/20	04/17/20	Jul-20	900,000	1,095,000	900,000	969,225	69,225			390,645	125,775		125,775	
C	Atlantic Imprints	N Total		52	4	10/04/18	04/17/20	Jul-20	5,769,839	7,203,395	5,085,768	6,381,470	1,295,702	293,102	404,048	1,000	390,645	125,775		125,775
C	Virginia Hay Company	N	Virginia Hay Company	33	6	11/01/18	12/05/19	Mar-20	490,001	629,719	341,809	422,422	80,614	150,772	56,599	75		-		-
C	Virginia Hay Company	N Total		33	6	11/01/18	12/05/19	Mar-20	490,001	629,719	341,809	422,422	80,614	150,772	56,599	75		-		-
C	Virginia Hay Company	Y	Virginia Hay Company	7	5	02/05/20	07/16/20	Jul-20	330,820	408,547	161,818	174,543	12,724	108,587		65,296	125,417		125,417	
C	Virginia Hay Company	Y Total		7	5	02/05/20	07/16/20	Jul-20	330,820	408,547	161,818	174,543	12,724	108,587		65,296	125,417		125,417	
C	Virginia Hay Company	N Total		40	11	11/01/18	07/16/20	Jul-20	820,821	1,038,266	503,627	596,965	93,338	259,359	56,599	75	65,296	125,417		125,417
C	Bohrenworks	N	Bohrenworks	23	3	01/25/19	08/07/19	Jul-20	393,271	488,248	287,253	261,908	(25,345)	104,233	1,350	1,800	1,234,566		123,456	
C	Bohrenworks	N Total		23	3	01/25/19	08/07/19	Jul-20	393,271	488,248	287,253	261,908	(25,345)	104,233	1,350	1,800	1,234,566		123,456	
C	Bohrenworks	N Total		23	3	01/25/19	08/07/19	Jul-20	393,271	488,248	287,253	261,908	(25,345)	104,233	1,350	1,800	1,234,566		123,456	
C	Grovvara LLC	Y	Grovvara LLC	2	1	02/12/20	06/29/20	Jul-20	201,500	258,660	152,565	88,766	(63,800)	46,500		44,366	123,395		123,395	
C	Grovvara LLC	Y Total		2	1	02/12/20	06/29/20	Jul-20	201,500	258,660	152,565	88,766	(63,800)	46,500		44,366	123,395		123,395	
C	Grovvara LLC	N Total		2	1	02/12/20	06/29/20	Jul-20	201,500	258,660	152,565	88,766	(63,800)	46,500		44,366	123,395		123,395	
C	Linda Mar Imports	N	Linda Mar Imports	6	4	06/25/19	12/13/19	Jul-20	251,080	309,792	142,638	119,613	(23,025)	108,372		1,600	1,400	83,407		83,407
C	Linda Mar Imports	N Total		6	4	06/25/19	12/13/19	Jul-20	251,080	309,792	142,638	119,613	(23,025)	108,372		1,600	1,400	83,407		83,407
C	Linda Mar Imports	Y	Linda Mar Imports	2	-	01/29/20	02/28/20	Jul-20	40,000	51,600	39,400	15,820	(23,580)		2,600	2,800	38,380		38,380	
C	Linda Mar Imports	Y Total		2	-	01/29/20	02/28/20	Jul-20	40,000	51,600	39,400	15,820	(23,580)		2,600	2,800	38,380		38,380	
C	Linda Mar Imports	N Total		8	4	06/25/19	02/28/20	Jul-20	291,080	361,392	182,038	135,433	(46,605)	108,372		4,200	4,200	121,787		121,787
C	BNJ Trucking	N	BNJ Trucking	4	1	06/07/19	12/31/19	Feb-20	178,553	245,046	156,930	216,542	59,612	13,128		1,825	1,720		17,201	
C	BNJ Trucking	N Total		4	1	06/07/19	12/31/19	Feb-20	178,553	245,046	156,930	216,542	59,612	13,128		1,825	1,720		17,201	
C	BNJ Trucking	Y	BNJ Trucking	4	-	01/06/20	01/27/20	Jan-00	77,038	104,002	77,038		(77,038)				104,002		104,002	
C	BNJ Trucking	Y Total		4	-	01/06/20	01/27/20	Jan-00	77,038	104,002	77,038		(77,038)				104,002		104,002	
C	BNJ Trucking	N Total		8	1	06/07/19	01/27/20	Feb-20	255,591	349,048	233,968	216,542	(17,426)	13,128	1,825		121,203		121,203	
C	Controlled Environmental Systems	N	Controlled Environmental Systems	20	4	05/30/14	11/27/19	Jun-20	2,372,033	3,118,592	2,186,443	2,938,236	751,793	127,013	53,343	6,750		0		0
C	Controlled Environmental Systems	N Total		20	4	05/30/14	11/27/19	Jun-20	2,372,033	3,118,592	2,186,443	2,938,236	751,793	127,013	53,343	6,750		0		0
C	Controlled Environmental Systems	Y	Controlled Environmental Systems	1	-	03/10/20	03/10/20	Jul-20	150,000	202,500	150,000	81,965	(68,035)			39,536	120,535		120,535	
C	Controlled Environmental Systems	Y Total		1	-	03/10/20	03/10/20	Jul-20	150,000	202,500	150,000	81,965	(68,035)			39,536	120,535		120,535	
C	Controlled Environmental Systems	N Total		21	4	05/30/14	03/10/20	Jul-20	2,522,033	3,321,092	2,336,443	3,020,201	683,758	127,013	53,343	46,286	120,535		120,535	
C	Odessa Restaurant	N	Odessa Restaurant	7	6	10/21/14	08/03/15	Mar-20	592,975	839,900	294,834	480,210	185,376	340,275	100,480	119,895		119,895		
C	Odessa Restaurant	N Total		7	6	10/21/14	08/03/15	Mar-20	592,975	839,900	294,834	480,210	185,376	340,275	100,480	119,895		119,895		
C	Odessa Restaurant	N Total		7	6	10/21/14	08/03/15	Mar-20	592,975	839,900	294,834	480,210	185,376	340,275	100,480	119,895		119,895		
C	Edge Industries	N	Edge Industries	14	1	02/11/19	05/06/19	Jul-20	174,346	236,584	172,811	124,214	(48,596)	32,650	34,575	500	114,294		114,294	
C	Edge Industries	N Total		14	1	02/11/19	05/06/19	Jul-20	174,346	236,584	172,811	124,214	(48,596)	32,650	34,575	500	114,294		114,294	
C	Edge Industries	N Total		14	1	02/11/19	05/06/19	Jul-20	174,346	236,584	172,811	124,214	(48,596)	32,650	34,575	500	114,294		114,294	
C	H and R Excavating	N	H and R Excavating	2	1	07/19/19	10/31/19	Mar-20	200,000	259,600	167,495	119,783	(47,712)	27,405	1,525		113,937		113,937	
C	H and R Excavating	N Total		2	1	07/19/19	10/31/19	Mar-20	200,000	259,600	167,495	119,783	(47,712)	27,405	1,525		113,937		113,937	
C	H and R Excavating	N Total		2	1	07/19/19	10/31/19	Mar-20	200,000	259,600	167,495	119,783	(47,712)	27,405	1,525		113,937		113,937	
C	Ace Hardware In Cathedral City	N	Ace Hardware In Cathedral City	23	1	04/02/19	08/20/19	Sep-19	180,174	246,243	175,905	143,674	(32,231)	3,333	12,500		111,736		111,736	
C	Ace Hardware In Cathedral City	N Total		23	1	04/02/19	08/20/19	Sep-19	180,174	246,243	175,905	143,674	(32,231)	3,333	12,500		111,736		111,736	
C	Ace Hardware In Cathedral City	N Total		23	1	04/02/19	08/20/19	Sep-19	180,174	246,243	175,905	143,674	(32,231)	3,333	12,500		111,736		111,736	

Securities and Exchange Commission, Plaintiff,
v.
Complete Business Solutions Group, Inc. d/b/a Par Funding et. al., Defendants.
CASE NO. 9:20-cv-81205
UNITED STATES DISTRICT COURT
SOUTHERN DISTRICT OF FLORIDA

Category C - Detail of CBSG MCA Suites Activity for the period from 2012 through July 27, 2020

Source: MCA Suites		Total Advances and Repayments per MCA Suites										Cash Advances and Repayments per MCA Suites					Transactional Data per MCA Suites				A/R Balance (Note 10)			
Category (Note 1)	Merchant Grouping (Note 11)	Funded After 01/01/20	Merchant Name (Note 8)	Total # of Deals (Note 2)	Deals with Reload (Note 3)	First Funding Date (Note 12)	Last Funding Date (Note 12)	Month of Last Payment (Note 13)	A		B		C		D		E = D-C	F	G	H	I	J	K	L = J+K
									Advance Amount (Note 4)	Payback (Note 5)	Net Cash Advanced (Note 6)	Total Cash Repayments (Note 7)	Net Cash Surplus (Deficit)	Total Reload (Note 9)	Total Write-off (Note 8)	Total Fee (Note 8)	Total Collections 06/2020-07/27/2020 (Note 7)	Active A/R	Default A/R	Total A/R				
C	Saigon and Tokyo Corporation	N	Saigon and Tokyo Corporation	15	1	08/27/19	12/03/19	Mar-20	176,000	237,600	173,500	190,276	16,776	47,624		300					(0)		(0)	
C	Saigon and Tokyo Corporation	N Total		15	1	08/27/19	12/03/19	Mar-20	176,000	237,600	173,500	190,276	16,776	47,624		300					(0)		(0)	
C	Saigon and Tokyo Corporation	Y	Saigon and Tokyo Corporation	3	1	01/14/20	06/02/20	Jul-20	285,000	361,500	137,073	149,909	12,836	100,303						52,492	111,288		111,288	
C	Saigon and Tokyo Corporation	Y Total		3	1	01/14/20	06/02/20	Jul-20	285,000	361,500	137,073	149,909	12,836	100,303						52,492	111,288		111,288	
C	Saigon and Tokyo Corporation Total			18	2	08/27/19	06/02/20	Jul-20	461,000	599,100	310,573	340,185	29,612	147,927		300				52,492	111,288		111,288	
C	Jason Adelmar	N	HCF Insurance	83	-	03/18/19	07/19/19	Jan-20	1,287,216	1,597,021	1,058,005	1,372,854	314,849		225,216	1,050						(0)	(0)	
C	Jason Adelmar	N	Avantgarde Senior Living	2	1	03/18/19	09/06/19	Jan-20	400,000	481,000	392,500	435,700	43,200	45,750		450						-	-	
C	Jason Adelmar	N Total		85	1	03/18/19	09/06/19	Jan-20	1,687,216	2,078,021	1,450,505	1,808,554	358,049	45,750		1,500						(0)	(0)	
C	Jason Adelmar	Y	Avantgarde Senior Living	2	-	01/08/20	06/08/20	Jul-20	325,000	395,000	279,215	256,026	(23,189)			675	102,875				110,925		110,925	
C	Jason Adelmar	Y Total		2	-	01/08/20	06/08/20	Jul-20	325,000	395,000	279,215	256,026	(23,189)			675	102,875				110,925		110,925	
C	Jason Adelmar Total			87	1	03/18/19	06/08/20	Jul-20	2,012,216	2,473,021	1,729,720	2,064,580	334,860	45,750		2,175	102,875				110,925		110,925	
C	Woody and Lamy Floor	N	Woody and Lamy Floor	15	2	10/08/19	12/31/19	Feb-20	202,167	268,856	201,497	279,124	77,627	8,473								(18,742)	(18,742)	
C	Woody and Lamy Floor	N Total		15	2	10/08/19	12/31/19	Feb-20	202,167	268,856	201,497	279,124	77,627	8,473								(18,742)	(18,742)	
C	Woody and Lamy Floor	Y	Woody and Lamy Floor	5	3	01/02/20	07/17/20	Jul-20	268,517	336,298	147,310	94,551	(52,758)	112,664						33,725	129,083		129,083	
C	Woody and Lamy Floor	Y Total		5	3	01/02/20	07/17/20	Jul-20	268,517	336,298	147,310	94,551	(52,758)	112,664						33,725	129,083		129,083	
C	Woody and Lamy Floor Total			20	5	10/08/19	07/17/20	Jul-20	470,684	605,154	348,807	373,676	24,869	121,138						33,725	110,341		110,341	
C	USA United Pest Control of SW	N	USA United Pest Control of SW	36	6	08/02/17	09/07/18	Jul-20	530,593	762,526	278,597	407,843	129,246	263,035		16,829	4,000				108,478		108,478	
C	USA United Pest Control of SW	N Total		36	6	08/02/17	09/07/18	Jul-20	530,593	762,526	278,597	407,843	129,246	263,035		16,829	4,000				108,478		108,478	
C	USA United Pest Control of SW Total			36	6	08/02/17	09/07/18	Jul-20	530,593	762,526	278,597	407,843	129,246	263,035		16,829	4,000				108,478		108,478	
C	Overdrive Raceway	N	Overdrive Raceway	12	1	10/04/19	12/11/19	Jul-20	260,988	352,354	153,371	139,869	(13,502)	105,717		1,675	13,599				108,442		108,442	
C	Overdrive Raceway	N Total		12	1	10/04/19	12/11/19	Jul-20	260,988	352,354	153,371	139,869	(13,502)	105,717		1,675	13,599				108,442		108,442	
C	Overdrive Raceway Total			12	1	10/04/19	12/11/19	Jul-20	260,988	352,354	153,371	139,869	(13,502)	105,717		1,675	13,599				108,442		108,442	
C	Two Left Forks Irvine	N	Two Left Forks Irvine	23	1	10/15/18	12/27/19	Mar-20	548,780	724,803	547,745	682,389	134,644	14,880	26,840	3,225					3,919		3,919	
C	Two Left Forks Irvine	N Total		23	1	10/15/18	12/27/19	Mar-20	548,780	724,803	547,745	682,389	134,644	14,880	26,840	3,225					3,919		3,919	
C	Two Left Forks Irvine	Y	Two Left Forks Irvine	15	3	01/03/20	03/17/20	Jul-20	237,152	295,477	94,416	66,388	(28,027)	127,857		800	27,915				102,032		102,032	
C	Two Left Forks Irvine	Y Total		15	3	01/03/20	03/17/20	Jul-20	237,152	295,477	94,416	66,388	(28,027)	127,857		800	27,915				102,032		102,032	
C	Two Left Forks Irvine Total			38	4	10/15/18	03/17/20	Jul-20	785,933	1,020,281	642,161	748,777	106,617	142,737		26,840	4,025				105,952		105,952	
C	Prime Vacations Internationa	N	Prime Vacations Internationa	20	4	07/19/19	12/31/19	Mar-20	258,000	330,900	189,596	185,492	(4,104)	145,408								0	0	
C	Prime Vacations Internationa	N Total		20	4	07/19/19	12/31/19	Mar-20	258,000	330,900	189,596	185,492	(4,104)	145,408								0	0	
C	Prime Vacations Internationa	Y	Prime Vacations Internationa	2	1	01/29/20	03/17/20	Jul-20	129,157	159,346	30,000	32,260	2,260	21,240						13,150	105,846		105,846	
C	Prime Vacations Internationa	Y Total		2	1	01/29/20	03/17/20	Jul-20	129,157	159,346	30,000	32,260	2,260	21,240						13,150	105,846		105,846	
C	Prime Vacations International Total			22	5	07/19/19	03/17/20	Jul-20	387,157	490,246	219,596	217,752	(1,844)	166,648						13,150	105,846		105,846	
C	Charlies Sports Bar (Charlie and Terrie)	N	Charlies Sports Bar (Charlie and Terrie)	21	3	08/23/19	12/27/19	Jan-20	113,000	145,400	107,720	74,623	(33,097)	70,777								0	0	
C	Charlies Sports Bar (Charlie and Terrie)	N Total		21	3	08/23/19	12/27/19	Jan-20	113,000	145,400	107,720	74,623	(33,097)	70,777								0	0	
C	Charlies Sports Bar (Charlie and Terrie)	Y	Charlies Sports Bar (Charlie and Terrie)	6	-	01/14/20	03/13/20	May-20	126,625	173,275	60,808	69,010	8,202		1,000						105,265		105,265	
C	Charlies Sports Bar (Charlie and Terrie)	Y Total		6	-	01/14/20	03/13/20	May-20	126,625	173,275	60,808	69,010	8,202		1,000						105,265		105,265	
C	Charlies Sports Bar (Charlie and Terrie) Total			27	3	08/23/19	03/13/20	May-20	239,625	318,675	168,528	143,633	(24,895)	70,777		1,000					105,265		105,265	
C	CJI Piping and Fabrication	N	CJI Piping and Fabrication	31	2	03/22/19	11/12/19	Jan-20	567,742	764,502	536,478	728,916	192,438	32,500	18,161	15,075						0	0	
C	CJI Piping and Fabrication	N Total		31	2	03/22/19	11/12/19	Jan-20	567,742	764,502	536,478	728,916	192,438	32,500	18,161	15,075						0	0	
C	CJI Piping and Fabrication	Y	CJI Piping and Fabrication	2	1	01/03/20	05/20/20	Jul-20	225,000	303,750	195,771	194,475	(1,296)	5,063		75	83,025				104,288		104,288	
C	CJI Piping and Fabrication	Y Total		2	1	01/03/20	05/20/20	Jul-20	225,000	303,750	195,771	194,475	(1,296)	5,063		75	83,025				104,288		104,288	

Securities and Exchange Commission, Plaintiff,
v.
Complete Business Solutions Group, Inc. d/b/a Par Funding et. al., Defendants.
CASE NO. 9:20-cv-81205
UNITED STATES DISTRICT COURT
SOUTHERN DISTRICT OF FLORIDA

Category C - Detail of CBSG MCA Suites Activity for the period from 2012 through July 27, 2020

Source: MCA Suites										Total Advances and Repayments per MCA Suites		Cash Advances and Repayments per MCA Suites			Transactional Data per MCA Suites				A/R Balance (Note 10)		
Category (Note 1)	Merchant Grouping (Note 11)	Funded After 01/01/20	Merchant Name (Note 8)	Total # of Deals (Note 2)	Deals with Reioad (Note 3)	First Funding Date (Note 12)	Last Funding Date (Note 12)	Month of Last Payment (Note 13)	Advance Amount (Note 4)	Payback (Note 5)	Net Cash Advanced (Note 6)	Total Cash Repayments (Note 7)	E = D-C Net Cash Surplus (Deficit)	F Total Reload (Note 9)	G Total Write-off (Note 8)	H Total Fee (Note 8)	I Total Collections 06/2020-07/27/2020 (Note 7)	J Active A/R	K Default A/R	L = J+K Total A/R	
																					A
C	CJI Piping and Fabrication Total			33	3	03/22/19	05/20/20	Jul-20	792,742	1,068,252	732,248	923,391	191,142	37,563	18,161	15,150	83,025	104,288		104,288	
C	Aire Pro Services	N	Aire Pro Services	25	19	11/01/13	12/23/19	May-20	1,132,413	1,478,795	807,463	1,125,496	318,033	331,452	23,578	1,730		(0)		(0)	
C	Aire Pro Services	N Total		25	19	11/01/13	12/23/19	May-20	1,132,413	1,478,795	807,463	1,125,496	318,033	331,452	23,578	1,730		(0)		(0)	
C	Aire Pro Services	Y	Aire Pro Services	3	1	02/25/20	06/29/20	Jul-20	162,796	210,006	102,852	83,429	(19,422)	22,796		75	41,581	103,856		103,856	
C	Aire Pro Services	Y Total		3	1	02/25/20	06/29/20	Jul-20	162,796	210,006	102,852	83,429	(19,422)	22,796		75	41,581	103,856		103,856	
C	Aire Pro Services Total			28	20	11/01/13	06/29/20	Jul-20	1,295,209	1,688,802	910,315	1,208,926	298,611	354,247	23,578	1,805	41,581	103,856		103,856	
C	CDC Repair and Towing	N	CDC Repair and Towing	20	4	03/14/19	10/28/19	Feb-20	264,720	339,236	174,443	164,226	(10,216)	175,160		150		(0)		(0)	
C	CDC Repair and Towing	N Total		20	4	03/14/19	10/28/19	Feb-20	264,720	339,236	174,443	164,226	(10,216)	175,160		150		(0)		(0)	
C	CDC Repair and Towing	Y	CDC Repair and Towing	1	-	02/06/20	02/06/20	Jul-20	130,000	169,000	45,118	66,198	21,081				22,685	102,802		102,802	
C	CDC Repair and Towing	Y Total		1	-	02/06/20	02/06/20	Jul-20	130,000	169,000	45,118	66,198	21,081				22,685	102,802		102,802	
C	CDC Repair and Towing Total			21	4	03/14/19	02/06/20	Jul-20	394,720	508,236	219,560	230,425	10,864	175,160		150	22,685	102,802		102,802	
C	Kerry Lewis Plumbing	N	Kerry Lewis Plumbing	8	2	11/15/19	12/27/19	Feb-20	85,504	113,230	83,469	99,003	15,534	75,647				(61,420)		(61,420)	
C	Kerry Lewis Plumbing	N Total		8	2	11/15/19	12/27/19	Feb-20	85,504	113,230	83,469	99,003	15,534	75,647				(61,420)		(61,420)	
C	Kerry Lewis Plumbing	Y	Kerry Lewis Plumbing	16	1	01/03/20	07/23/20	Jul-20	239,519	313,611	204,696	136,436	(68,260)	14,880			68,734	162,295		162,295	
C	Kerry Lewis Plumbing	Y Total		16	1	01/03/20	07/23/20	Jul-20	239,519	313,611	204,696	136,436	(68,260)	14,880			68,734	162,295		162,295	
C	Kerry Lewis Plumbing Total			24	3	11/15/19	07/23/20	Jul-20	325,022	426,841	288,165	235,439	(52,726)	90,527			68,734	100,875		100,875	
C	Arm Transportation	N	Arm Transportation	54	5	11/24/17	03/15/19	Jul-20	560,000	771,550	445,533	561,122	115,589	111,402		750	5,050	99,777		99,777	
C	Arm Transportation	N Total		54	5	11/24/17	03/15/19	Jul-20	560,000	771,550	445,533	561,122	115,589	111,402		750	5,050	99,777		99,777	
C	Arm Transportation Total			54	5	11/24/17	03/15/19	Jul-20	560,000	771,550	445,533	561,122	115,589	111,402		750	5,050	99,777		99,777	
C	Shoe Tellers Inc	N	Shoe Tellers Inc	8	1	11/13/19	12/31/19	Jul-20	91,822	123,960	90,822	140,553	49,730	(12,625)		5,900	9,950	1,933		1,933	
C	Shoe Tellers Inc	N Total		8	1	11/13/19	12/31/19	Jul-20	91,822	123,960	90,822	140,553	49,730	(12,625)		5,900	9,950	1,933		1,933	
C	Shoe Tellers Inc	Y	Shoe Tellers Inc	9	1	01/02/20	02/26/20	Feb-20	89,026	117,985	89,026	12,400	(76,626)	12,625		225		93,185		93,185	
C	Shoe Tellers Inc	Y Total		9	1	01/02/20	02/26/20	Feb-20	89,026	117,985	89,026	12,400	(76,626)	12,625		225		93,185		93,185	
C	Shoe Tellers Inc Total			17	2	11/13/19	02/26/20	Jul-20	180,848	241,945	179,848	152,953	(26,895)	-		6,125	9,950	95,117		95,117	
C	Coast to Coast Marine Dese	Y	Coast to Coast Marine Dese	39	1	01/02/20	06/04/20	Jul-20	250,334	346,301	186,958	190,951	3,993	60,441			53,618	94,909		94,909	
C	Coast to Coast Marine Dese	Y Total		39	1	01/02/20	06/04/20	Jul-20	250,334	346,301	186,958	190,951	3,993	60,441			53,618	94,909		94,909	
C	Coast to Coast Marine Diesel Total			39	1	01/02/20	06/04/20	Jul-20	250,334	346,301	186,958	190,951	3,993	60,441			53,618	94,909		94,909	
C	Gate Ten	N	Gate Ten	24	2	10/03/18	03/29/19	Jul-20	561,997	691,498	347,410	391,654	44,244	39,442	175,110	9,300	3,000	94,592		94,592	
C	Gate Ten	N Total		24	2	10/03/18	03/29/19	Jul-20	561,997	691,498	347,410	391,654	44,244	39,442	175,110	9,300	3,000	94,592		94,592	
C	Gate Ten	Y		24	2	10/03/18	03/29/19	Jul-20	561,997	691,498	347,410	391,654	44,244	39,442	175,110	9,300	3,000	94,592		94,592	
C	US Power and Light	N	USPL LLC	1	1	12/05/19	12/05/19	Mar-20	50,000	67,500	49,500	51,469	1,969	16,031				-		-	
C	US Power and Light	N Total		1	1	12/05/19	12/05/19	Mar-20	50,000	67,500	49,500	51,469	1,969	16,031				-		-	
C	US Power and Light	Y	USPL LLC	36	1	03/09/20	05/18/20	Jul-20	286,000	371,100	121,481	160,622	39,141	116,728			76,875	93,750		93,750	
C	US Power and Light	Y Total		37	2	01/23/20	05/18/20	Jul-20	326,000	420,700	161,446	180,462	19,016	146,488			76,875	93,750		93,750	
C	US Power and Light Total			38	3	12/05/19	05/18/20	Jul-20	376,000	488,200	210,946	231,931	20,985	162,520			76,875	93,750		93,750	
C	Greenwood Collision Center	N	Greenwood Collision Center	20	1	01/16/19	06/11/19	Jul-20	170,000	229,000	162,680	130,586	(32,094)	6,250		1,250	3,000	93,414		93,414	
C	Greenwood Collision Center	N Total		20	1	01/16/19	06/11/19	Jul-20	170,000	229,000	162,680	130,586	(32,094)	6,250		1,250	3,000	93,414		93,414	
C	Greenwood Collision Center Total			20	1	01/16/19	06/11/19	Jul-20	170,000	229,000	162,680	130,586	(32,094)	6,250		1,250	3,000	93,414		93,414	
C	Refined Outdoor Living Environments	N	Refined Outdoor Living Environments	12	3	07/12/19	09/13/19	Jun-20	131,454	166,224	119,069	62,203	(56,865)	11,160		300	500	93,161		93,161	
C	Refined Outdoor Living Environments	N Total		12	3	07/12/19	09/13/19	Jun-20	131,454	166,224	119,069	62,203	(56,865)	11,160		300	500	93,161		93,161	
C	Refined Outdoor Living Environments Total			12	3	07/12/19	09/13/19	Jun-20	131,454	166,224	119,069	62,203	(56,865)	11,160		300	500	93,161		93,161	
C	Remodel Lex (Helping Hands Construction)	N	Remodel Lex (Helping Hands Construction)	27	7	05/17/19	12/31/19	Jan-20	284,595	362,778	146,202	132,545	(13,657)	150,828	85,486			(6,080)		(6,080)	
C	Remodel Lex (Helping Hands Construction)	N Total		27	7	05/17/19	12/31/19	Jan-20	284,595	362,778	146,202	132,545	(13,657)	150,828	85,486			(6,080)		(6,080)	

Securities and Exchange Commission, Plaintiff,
v.
Complete Business Solutions Group, Inc. d/b/a Par Funding et. al., Defendants.
CASE NO. 9:20-cv-81205
UNITED STATES DISTRICT COURT
SOUTHERN DISTRICT OF FLORIDA

Category C - Detail of CBSG MCA Suites Activity for the period from 2012 through July 27, 2020

Source: MCA Suites										Total Advances and Repayments per MCA Suites		Cash Advances and Repayments per MCA Suites			Transactional Data per MCA Suites				A/R Balance (Note 10)		
Category (Note 1)	Merchant Grouping (Note 11)	Funded After 01/01/20	Merchant Name (Note 8)	Total # of Deals (Note 2)	Deals with Reload (Note 3)	First Funding Date (Note 12)	Last Funding Date (Note 12)	Month of Last Payment (Note 13)	Advance Amount (Note 4)	Payback (Note 5)	Net Cash Advanced (Note 6)	Total Cash Repayments (Note 7)	Net Cash Surplus (Deficit)	Total Reload (Note 9)	Total Write-off (Note 8)	Total Fee (Note 8)	Total Collections 06/2020-07/27/2020 (Note 7)	Active A/R	Default A/R	Total A/R	
																					A
C	Remodel Lex (Helping Hands Construction)	Y	Remodel Lex (Helping Hands Construction)	5	-	01/07/20	01/23/20	Jul-20	152,666	207,714	54,406	109,194	54,788			75	26,094	98,594		98,594	
C	Remodel Lex (Helping Hands Construction)	Y Total		5	-	01/07/20	01/23/20	Jul-20	152,666	207,714	54,406	109,194	54,788			75	26,094	98,594		98,594	
C	Remodel Lex (Helping Hands Construction) Total			32	7	05/17/19	01/23/20	Jul-20	437,261	570,492	200,608	241,739	41,131	150,828	85,486	75	26,094	92,514		92,514	
C	X Torc Energy Services	Y	X Torc Energy Services	4	1	03/09/20	07/22/20	Jul-20	159,445	207,379	137,157	101,208	(35,949)	16,989			56,419	89,182		89,182	
C	X Torc Energy Services	Y Total		4	1	03/09/20	07/22/20	Jul-20	159,445	207,379	137,157	101,208	(35,949)	16,989			56,419	89,182		89,182	
C	X Torc Energy Services Total			4	1	03/09/20	07/22/20	Jul-20	159,445	207,379	137,157	101,208	(35,949)	16,989			56,419	89,182		89,182	
C	Coast To Coast Podiatry	N	Coast To Coast Podiatry	3	2	07/18/19	11/01/19	Jan-20	350,000	455,250	309,265	315,613	6,348	139,788		150					
C	Coast To Coast Podiatry	N Total		3	2	07/18/19	11/01/19	Jan-20	350,000	455,250	309,265	315,613	6,348	139,788		150					
C	Coast To Coast Podiatry	Y	Coast To Coast Podiatry	1	-	02/05/20	02/05/20	Jul-20	200,000	278,000	95,488	189,160	93,673				81,414	88,840		88,840	
C	Coast To Coast Podiatry	Y Total		1	-	02/05/20	02/05/20	Jul-20	200,000	278,000	95,488	189,160	93,673				81,414	88,840		88,840	
C	Coast To Coast Podiatry Total			4	2	07/18/19	02/05/20	Jul-20	550,000	733,250	404,753	504,773	100,020	139,788		150	81,414	88,840		88,840	
C	OA Renovator	Y	OA Renovator	45	1	02/27/20	07/01/20	Jul-20	189,314	248,746	120,485	93,458	(27,027)	66,794			30,339	88,494		88,494	
C	OA Renovator	Y Total		45	1	02/27/20	07/01/20	Jul-20	189,314	248,746	120,485	93,458	(27,027)	66,794			30,339	88,494		88,494	
C	OA Renovator Total			45	1	02/27/20	07/01/20	Jul-20	189,314	248,746	120,485	93,458	(27,027)	66,794			30,339	88,494		88,494	
C	Adams Shade and Screen	N	Adams Shade and Screen	9	9	06/07/13	01/26/15	Jul-20	404,294	506,355	89,894	173,144	83,250	309,870		68,834	2,000	87,376		87,376	
C	Adams Shade and Screen	N Total		9	9	06/07/13	01/26/15	Jul-20	404,294	506,355	89,894	173,144	83,250	309,870		68,834	2,000	87,376		87,376	
C	Adams Shade and Screen Total			9	9	06/07/13	01/26/15	Jul-20	404,294	506,355	89,894	173,144	83,250	309,870		68,834	2,000	87,376		87,376	
C	Fan Fave Inc	N	Fan Fave Inc	6	5	02/28/19	11/20/19	Feb-20	290,000	357,700	240,220	266,925	26,705	90,775							
C	Fan Fave Inc	N Total		6	5	02/28/19	11/20/19	Feb-20	290,000	357,700	240,220	266,925	26,705	90,775							
C	Fan Fave Inc	Y	Fan Fave Inc	2	-	01/03/20	03/02/20	Jul-20	135,000	171,750	89,830	84,869	(4,961)				27,356	86,881		86,881	
C	Fan Fave Inc	Y Total		2	-	01/03/20	03/02/20	Jul-20	135,000	171,750	89,830	84,869	(4,961)				27,356	86,881		86,881	
C	Fan Fave Inc Total			8	5	02/28/19	03/02/20	Jul-20	425,000	529,450	330,050	351,794	21,744	90,775			27,356	86,881		86,881	
C	Miller Construction Supply	Y	Miller Construction Supply	2	1	02/27/20	07/10/20	Jul-20	130,000	154,700	120,245	59,300	(60,945)	9,720			35,020	85,680		85,680	
C	Miller Construction Supply	Y Total		2	1	02/27/20	07/10/20	Jul-20	130,000	154,700	120,245	59,300	(60,945)	9,720			35,020	85,680		85,680	
C	Miller Construction Supply Total			2	1	02/27/20	07/10/20	Jul-20	130,000	154,700	120,245	59,300	(60,945)	9,720			35,020	85,680		85,680	
C	Stw Healthcare	N	Stw Healthcare	8	2	10/29/15	05/24/16	Jul-20	527,962	721,802	444,038	584,938	140,900	77,962	26,461	4,800	85,363			85,363	
C	Stw Healthcare	N Total		8	2	10/29/15	05/24/16	Jul-20	527,962	721,802	444,038	584,938	140,900	77,962	26,461	4,800	85,363			85,363	
C	Stw Healthcare Total			8	2	10/29/15	05/24/16	Jul-20	527,962	721,802	444,038	584,938	140,900	77,962	26,461	4,800	85,363			85,363	
C	Jacob Matthew Jewelers	N	Jacob Matthew Jewelers	28	3	04/08/19	11/13/19	Jan-20	414,932	541,358	339,056	414,066	75,010	63,033	64,409	150		(0)		(0)	
C	Jacob Matthew Jewelers	N Total		28	3	04/08/19	11/13/19	Jan-20	414,932	541,358	339,056	414,066	75,010	63,033	64,409	150		(0)		(0)	
C	Jacob Matthew Jewelers	Y	Jacob Matthew Jewelers	1	-	01/22/20	01/22/20	Jul-20	155,000	196,850	98,733	111,706	12,973				42,381	85,144		85,144	
C	Jacob Matthew Jewelers	Y Total		1	-	01/22/20	01/22/20	Jul-20	155,000	196,850	98,733	111,706	12,973				42,381	85,144		85,144	
C	Jacob Matthew Jewelers Total			29	3	04/08/19	01/22/20	Jul-20	569,932	738,208	437,789	525,772	87,982	63,033	64,409	150	42,381	85,144		85,144	
C	D And K Towing	N	D And K Towing	32	8	01/19/18	12/30/19	Mar-20	367,073	489,584	247,971	334,220	86,248	136,977		18,388		(0)		(0)	
C	D And K Towing	N Total		32	8	01/19/18	12/30/19	Mar-20	367,073	489,584	247,971	334,220	86,248	136,977		18,388		(0)		(0)	
C	D And K Towing	Y	D And K Towing	6	4	01/10/20	07/10/20	Jul-20	185,000	231,500	85,892	86,184	292				35,435	84,841		84,841	
C	D And K Towing	Y Total		6	4	01/10/20	07/10/20	Jul-20	185,000	231,500	85,892	86,184	292				35,435	84,841		84,841	
C	D And K Towing Total			38	12	01/19/18	07/10/20	Jul-20	552,073	721,084	333,864	420,404	86,540	197,451	18,388		35,435	84,841		84,841	
C	Animal Repair Shop	Y	Animal Repair Shop	1	-	07/08/20	07/08/20	Jul-20	75,000	90,750	75,000	6,050	(68,950)				6,050	84,700		84,700	
C	Animal Repair Shop	Y Total		1	-	07/08/20	07/08/20	Jul-20	75,000	90,750	75,000	6,050	(68,950)				6,050	84,700		84,700	
C	Animal Repair Shop Total			1	-	07/08/20	07/08/20	Jul-20	75,000	90,750	75,000	6,050	(68,950)				6,050	84,700		84,700	
C	Hour Diner	N	Hour Diner	11	5	05/21/14	05/16/17	Jul-20	410,172	556,059	266,907	365,839	98,932	134,492		28,718	2,080	84,446		84,446	
C	Hour Diner	N Total		11	5	05/21/14	05/16/17	Jul-20	410,172	556,059	266,907	365,839	98,932	134,492		28,718	2,080	84,446		84,446	
C	Hour Diner Total			11	5	05/21/14	05/16/17	Jul-20	410,172	556,059	266,907	365,839	98,932	134,492		28,718	2,080	84,446		84,446	
C	Joel Tannenbaum	N	Azarmu Music Chomas Hadas (Congregation Neta Sorak)	11	-	04/09/19	06/14/19	Aug-19	38,869	52,017	38,624	52,017	13,393								
C	Joel Tannenbaum	N Total		11	-	04/09/19	06/14/19	Aug-19	38,869	52,017	38,624	52,017	13,393								
C	Joel Tannenbaum	Y	Chomas Hadas (Congregation Neta Sorak)	1	1	10/08/19	10/08/19	Feb-20	50,000	69,500	48,500	47,891	(609)	21,984		375					
C	Joel Tannenbaum	Y Total		12	1	04/09/19	10/08/19	Feb-20	88,869	121,517	87,124	99,908	12,784	21,984		375					
C	Joel Tannenbaum	Y	Chomas Hadas (Congregation Neta Sorak)	2	1	02/10/20	06/08/20	Jul-20	115,000	161,150	61,421	62,612	1,191	29,046		150	23,821	69,642		69,642	

Securities and Exchange Commission, Plaintiff,
v.
Complete Business Solutions Group, Inc. d/b/a Par Funding et. al., Defendants.
CASE NO. 9:20-cv-81205
UNITED STATES DISTRICT COURT
SOUTHERN DISTRICT OF FLORIDA

Category C - Detail of CMSG MCA Suites Activity for the period from 2012 through July 27, 2020

Source: MCA Suites										Total Advances and Repayments per MCA Suites		Cash Advances and Repayments per MCA Suites			Transactional Data per MCA Suites				A/R Balance (Note 10)		
Category (Note 1)	Merchant Grouping (Note 11)	Funded After 01/01/20	Merchant Name (Note 8)	Total # of Deals (Note 2)	Deals with Reload (Note 3)	First Funding Date (Note 12)	Last Funding Date (Note 12)	Month of Last Payment (Note 13)	Advance Amount (Note 4)	Payback (Note 5)	Net Cash Advanced (Note 6)	Total Cash Repayments (Note 7)	Net Cash Surplus (Deficit)	Total Reload (Note 9)	Total Write-off (Note 8)	Total Fee (Note 8)	Total Collections 06/2020-07/27/2020 (Note 7)	Active A/R	Default A/R	Total A/R	
																					A
C	Joel Tannenbaum	Y	Azamru Music	1	-	07/01/20	07/01/20	Jul-20	15,000	18,600	15,000	5,048	(9,952)				5,048	13,552		13,552	
C	Joel Tannenbaum	Y Total		3	1	02/10/20	07/01/20	Jul-20	130,000	179,750	130,000	67,661	(8,760)	29,046		150	28,869	83,193		83,193	
C	Joel Tannenbaum Total			15	2	04/09/19	07/01/20	Jul-20	218,869	301,267	163,545	167,569	4,024	51,030		525	28,869	83,193		83,193	
C	Rana N Hassan Md	Y	Rana N Hassan Md	8	1	05/15/20	07/24/20	Jul-20	120,953	168,476	78,092	47,755	(30,337)	38,111			42,311	82,610		82,610	
C	Rana N Hassan Md	Y Total		8	1	05/15/20	07/24/20	Jul-20	120,953	168,476	78,092	47,755	(30,337)	38,111			42,311	82,610		82,610	
C	Rana N Hassan Md Total			8	1	05/15/20	07/24/20	Jul-20	120,953	168,476	78,092	47,755	(30,337)	38,111			42,311	82,610		82,610	
C	Advanced Body Collision	N	Advanced Body Collision	3	1	01/10/19	01/17/19	Jan-19	64,378	87,129	62,843	13,264	(49,579)	41,425		48,903		81,343		81,343	
C	Advanced Body Collision	N Total		3	1	01/10/19	01/17/19	Jan-19	64,378	87,129	62,843	13,264	(49,579)	41,425		48,903		81,343		81,343	
C	Advanced Body Collision Total			3	1	01/10/19	01/17/19	Jan-19	64,378	87,129	62,843	13,264	(49,579)	41,425		48,903		81,343		81,343	
C	Packet Construction	N	Packet Construction	18	1	06/24/19	10/07/19	Nov-19	206,399	264,047	181,529	238,345	56,816	24,800	6,577	5,675		(0)		(0)	
C	Packet Construction	N Total		18	1	06/24/19	10/07/19	Nov-19	206,399	264,047	181,529	238,345	56,816	24,800	6,577	5,675		(0)		(0)	
C	Packet Construction	Y	Packet Construction	2	1	02/13/20	06/30/20	Jul-20	150,000	203,250	132,785	108,034	(24,750)	14,215	0		37,902	81,000		81,000	
C	Packet Construction	Y Total		2	1	02/13/20	06/30/20	Jul-20	150,000	203,250	132,785	108,034	(24,750)	14,215	0		37,902	81,000		81,000	
C	Packet Construction Total			20	2	06/24/19	06/30/20	Jul-20	356,399	467,297	314,314	346,379	32,065	39,015	6,577	5,675	37,902	81,000		81,000	
C	Odyssey Print Wear	N	Odyssey Print Wear	19	8	08/05/15	03/10/17	Jul-20	250,367	362,236	198,529	250,984	52,456	48,201		17,224	2,250	80,274		80,274	
C	Odyssey Print Wear	N Total		19	8	08/05/15	03/10/17	Jul-20	250,367	362,236	198,529	250,984	52,456	48,201		17,224	2,250	80,274		80,274	
C	Odyssey Print Wear Total			19	8	08/05/15	03/10/17	Jul-20	250,367	362,236	198,529	250,984	52,456	48,201		17,224	2,250	80,274		80,274	
C	Document Access Services	N	Document Access Services	8	5	08/15/17	11/15/19	Mar-20	201,811	276,952	140,633	180,529	39,895	89,636	6,888	100		-		-	
C	Document Access Services	N Total		8	5	08/15/17	11/15/19	Mar-20	201,811	276,952	140,633	180,529	39,895	89,636	6,888	100		-		-	
C	Document Access Services	Y	Document Access Services	3	2	01/28/20	06/04/20	Jul-20	158,147	209,592	63,074	72,615	9,541	58,147			24,817	78,830		78,830	
C	Document Access Services	Y Total		3	2	01/28/20	06/04/20	Jul-20	158,147	209,592	63,074	72,615	9,541	58,147			24,817	78,830		78,830	
C	Document Access Services Total			11	7	08/15/17	06/04/20	Jul-20	359,958	486,544	203,707	253,143	49,436	147,783	6,888	100	24,817	78,830		78,830	
C	HZDEALZ Inc	Y	HZDEALZ Inc	28	1	02/11/20	06/08/20	Jul-20	231,977	308,669	161,557	162,040	483	67,920			45,745	78,709		78,709	
C	HZDEALZ Inc	Y Total		28	1	02/11/20	06/08/20	Jul-20	231,977	308,669	161,557	162,040	483	67,920			45,745	78,709		78,709	
C	HZDEALZ Inc Total			28	1	02/11/20	06/08/20	Jul-20	231,977	308,669	161,557	162,040	483	67,920			45,745	78,709		78,709	
C	The Hopwood Company	N	The Hopwood Company	3	1	04/30/19	12/31/19	Feb-20	44,000	52,870	43,965	40,726	(3,239)	12,444		300		-		-	
C	The Hopwood Company	N Total		3	1	04/30/19	12/31/19	Feb-20	44,000	52,870	43,965	40,726	(3,239)	12,444		300		-		-	
C	The Hopwood Company	Y	The Hopwood Company	2	1	02/18/20	03/16/20	Jul-20	158,757	197,259	62,556	36,618	(25,938)	83,757	1,125	20,000	78,009		78,009		
C	The Hopwood Company	Y Total		2	1	02/18/20	03/16/20	Jul-20	158,757	197,259	62,556	36,618	(25,938)	83,757	1,125	20,000	78,009		78,009		
C	The Hopwood Company Total			5	2	04/30/19	03/16/20	Jul-20	202,757	250,129	106,521	77,344	(29,177)	96,201	1,425	20,000	78,009		78,009		
C	Olde Naples Frameworks	N	Olde Naples Frameworks	16	5	07/18/19	12/12/19	Jan-20	124,962	160,458	96,204	100,241	4,037	60,217			(0)		(0)		
C	Olde Naples Frameworks	N Total		16	5	07/18/19	12/12/19	Jan-20	124,962	160,458	96,204	100,241	4,037	60,217			(0)		(0)		
C	Olde Naples Frameworks	Y	Olde Naples Frameworks	3	2	01/07/20	02/13/20	Jul-20	149,419	184,879	58,071	48,419	(9,652)	59,419	675	1,950	77,716		77,716		
C	Olde Naples Frameworks	Y Total		3	2	01/07/20	02/13/20	Jul-20	149,419	184,879	58,071	48,419	(9,652)	59,419	675	1,950	77,716		77,716		
C	Olde Naples Frameworks Total			19	7	07/18/19	02/13/20	Jul-20	274,380	345,337	154,275	148,660	(5,615)	119,635	675	1,950	77,716		77,716		
C	RC Lifestyle	N	RC Lifestyle	8	8	01/28/19	12/23/19	Jan-20	230,000	297,550	157,939	180,360	22,421	117,190			-		-		
C	RC Lifestyle	N Total		8	8	01/28/19	12/23/19	Jan-20	230,000	297,550	157,939	180,360	22,421	117,190			-		-		
C	RC Lifestyle	Y	RC Lifestyle	3	2	01/16/20	03/17/20	Jul-20	132,455	167,669	28,121	37,069	8,947		200	3,580	73,345		73,345		
C	RC Lifestyle	Y Total		3	2	01/16/20	03/17/20	Jul-20	132,455	167,669	28,121	37,069	8,947		200	3,580	73,345		73,345		
C	RC Lifestyle Total			11	10	01/28/19	03/17/20	Jul-20	362,455	465,219	186,060	217,429	31,369	174,645	200	3,580	73,345		73,345		
C	Coffee Kombucha Tea On Tap	N	Coffee Kombucha Tea On Tap	9	1	11/07/19	12/26/19	Jul-20	85,882	115,018	84,347	107,602	23,254	10,333		1,700	(2,917)		(2,917)		
C	Coffee Kombucha Tea On Tap	N Total		9	1	11/07/19	12/26/19	Jul-20	85,882	115,018	84,347	107,602	23,254	10,333		1,700	(2,917)		(2,917)		
C	Coffee Kombucha Tea On Tap	Y	Coffee Kombucha Tea On Tap	11	-	01/02/20	03/05/20	Jul-20	86,370	115,691	76,002	39,643	(36,359)		150	2,400	76,198		76,198		
C	Coffee Kombucha Tea On Tap	Y Total		11	-	01/02/20	03/05/20	Jul-20	86,370	115,691	76,002	39,643	(36,359)		150	2,400	76,198		76,198		
C	Coffee Kombucha Tea On Tap Total			20	1	11/07/19	03/05/20	Jul-20	172,253	230,709	160,349	147,245	(13,105)	10,333	150	4,100	73,281		73,281		

Securities and Exchange Commission, Plaintiff,
v.
Complete Business Solutions Group, Inc. d/b/a Par Funding et. al., Defendants.
CASE NO. 9:20-cv-81205
UNITED STATES DISTRICT COURT
SOUTHERN DISTRICT OF FLORIDA

Category C - Detail of CBSG MCA Suites Activity for the period from 2012 through July 27, 2020

Source: MCA Suites		Total Advances and Repayments per MCA Suites							Cash Advances and Repayments per MCA Suites			Transactional Data per MCA Suites				A/R Balance (Note 10)				
Category (Note 1)	Merchant Grouping (Note 11)	Funded After 01/01/20	Merchant Name (Note 8)	Total # of Deals (Note 2)	Deals with Reioad (Note 3)	First Funding Date (Note 12)	Last Funding Date (Note 12)	Month of Last Payment (Note 13)	A	B	C	D	E = D-C	F	G	H	I	J	K	L = J+K
									Advance Amount (Note 4)	Payback (Note 5)	Net Cash Advanced (Note 6)	Total Cash Repayments (Note 7)	Net Cash Surplus (Deficit)	Total Reload (Note 9)	Total Write-off (Note 8)	Total Fee (Note 8)	Total Collections 06/2020-07/27/2020 (Note 7)	Active A/R	Default A/R	Total A/R
C	Sunnyhill Electrical Services	N	Sunnyhill Electrical Services	26	4	11/13/18	12/12/19	Jul-20	419,352	547,877	324,165	390,121	65,956	130,189		2,250	3,900	29,817		29,817
C	Sunnyhill Electrical Services	N Total		26	4	11/13/18	12/12/19	Jul-20	419,352	547,877	324,165	390,121	65,956	130,189		2,250	3,900	29,817		29,817
C	Sunnyhill Electrical Services	Y	Sunnyhill Electrical Services	1	-	02/11/20	02/11/20	Jul-20	50,000	62,000	15,825	19,000	3,175		225	3,900	43,225		43,225	
C	Sunnyhill Electrical Services	Y Total		1	-	02/11/20	02/11/20	Jul-20	50,000	62,000	15,825	19,000	3,175		225	3,900	43,225		43,225	
C	Sunnyhill Electrical Services Total			27	4	11/13/18	02/11/20	Jul-20	469,352	609,877	339,990	409,121	69,131	130,189		2,475	7,800	73,042		73,042
C	Revive Boost Rebuild Physical Therapy	Y	Revive Boost Rebuild Physical Therapy	1	-	06/05/20	06/05/20	Jul-20	85,000	109,650	85,000	36,882	(48,118)			36,882	72,768		72,768	
C	Revive Boost Rebuild Physical Therapy	Y Total		1	-	06/05/20	06/05/20	Jul-20	85,000	109,650	85,000	36,882	(48,118)			36,882	72,768		72,768	
C	Revive Boost Rebuild Physical Therapy Total			1	-	06/05/20	06/05/20	Jul-20	85,000	109,650	85,000	36,882	(48,118)			36,882	72,768		72,768	
C	Jenco Generators	N	Jenco Generators	6	3	07/19/17	10/08/19	Jun-20	295,306	403,767	242,653	316,773	74,120	89,544	2,550	6,222	-		-	
C	Jenco Generators	N Total		6	3	07/19/17	10/08/19	Jun-20	295,306	403,767	242,653	316,773	74,120	89,544	2,550	6,222	-		-	
C	Jenco Generators	Y	Jenco Generators	1	-	06/24/20	06/24/20	Jul-20	73,000	91,250	35,009	18,639	(16,370)			18,639	72,611		72,611	
C	Jenco Generators	Y Total		1	-	06/24/20	06/24/20	Jul-20	73,000	91,250	35,009	18,639	(16,370)			18,639	72,611		72,611	
C	Jenco Generators Total			7	3	07/19/17	06/24/20	Jul-20	368,306	495,017	277,662	335,412	57,749	89,544	2,550	24,861	72,611		72,611	
C	The Hummingbird	N	The Hummingbird	22	2	11/02/17	11/08/19	Feb-20	146,741	195,961	134,633	143,362	8,729	52,599			(0)		(0)	
C	The Hummingbird	N Total		22	2	11/02/17	11/08/19	Feb-20	146,741	195,961	134,633	143,362	8,729	52,599			(0)		(0)	
C	The Hummingbird	Y	The Hummingbird	1	-	03/02/20	03/02/20	Jul-20	75,000	95,250	33,513	23,103	(10,410)		75	8,313	72,222		72,222	
C	The Hummingbird	Y Total		1	-	03/02/20	03/02/20	Jul-20	75,000	95,250	33,513	23,103	(10,410)		75	8,313	72,222		72,222	
C	The Hummingbird Total			23	2	11/02/17	03/02/20	Jul-20	221,741	291,211	168,146	166,465	(1,681)	52,599		75	8,313	72,222		72,222
C	Rina Dimontella Fashions	N	Rina Dimontella Fashions	10	7	02/24/14	11/29/16	Jul-20	558,968	781,252	283,352	515,338	231,986	268,968	800	75,986	150	72,132		72,132
C	Rina Dimontella Fashions	N Total		10	7	02/24/14	11/29/16	Jul-20	558,968	781,252	283,352	515,338	231,986	268,968	800	75,986	150	72,132		72,132
C	Rina Dimontella Fashions Total			10	7	02/24/14	11/29/16	Jul-20	558,968	781,252	283,352	515,338	231,986	268,968	800	75,986	150	72,132		72,132
C	LM Property Management	N	LM Property Management	3	1	04/20/15	05/04/15	Mar-20	69,319	91,781	69,319	118,464	49,145	28,832			71,687		71,687	
C	LM Property Management	N Total		3	1	04/20/15	05/04/15	Mar-20	69,319	91,781	69,319	118,464	49,145	(69,538)			28,832		71,687	
C	LM Property Management Total			3	1	04/20/15	05/04/15	Mar-20	69,319	91,781	69,319	118,464	49,145	(69,538)			28,832		71,687	
C	JDM Medical	N	JDM Medical	13	1	12/05/18	03/29/19	Jul-20	155,966	190,679	81,917	47,723	(34,194)	4,958	67,591	675	1,050	71,081		71,081
C	JDM Medical	N Total		13	1	12/05/18	03/29/19	Jul-20	155,966	190,679	81,917	47,723	(34,194)	4,958	67,591	675	1,050	71,081		71,081
C	JDM Medical Total			13	1	12/05/18	03/29/19	Jul-20	155,966	190,679	81,917	47,723	(34,194)	4,958	67,591	675	1,050	71,081		71,081
C	Eciggeez	N	Eciggeez	12	1	11/16/18	02/28/19	Jan-19	150,385	184,129	83,655	47,642	(36,013)	66,096		525	70,916		70,916	
C	Eciggeez	N Total		12	1	11/16/18	02/28/19	Jan-19	150,385	184,129	83,655	47,642	(36,013)	66,096		525	70,916		70,916	
C	Eciggeez Total			12	1	11/16/18	02/28/19	Jan-19	150,385	184,129	83,655	47,642	(36,013)	66,096		525	70,916		70,916	
C	New Leda Lanes	N	New Leda Lanes	19	1	05/15/19	09/04/19	Jul-20	215,265	287,517	210,895	220,199	9,304	3,100	6,425	1,600	70,643		70,643	
C	New Leda Lanes	N Total		19	1	05/15/19	09/04/19	Jul-20	215,265	287,517	210,895	220,199	9,304	3,100	6,425	1,600	70,643		70,643	
C	New Leda Lanes Total			19	1	05/15/19	09/04/19	Jul-20	215,265	287,517	210,895	220,199	9,304	3,100	6,425	1,600	70,643		70,643	
C	All Pocono Rentals	Y	All Pocono Rentals	18	1	01/31/20	06/05/20	Jul-20	164,458	210,018	103,176	80,032	(23,144)	60,082		375	27,121	70,279		70,279
C	All Pocono Rentals	Y Total		18	1	01/31/20	06/05/20	Jul-20	164,458	210,018	103,176	80,032	(23,144)	60,082		375	27,121	70,279		70,279
C	All Pocono Rentals Total			18	1	01/31/20	06/05/20	Jul-20	164,458	210,018	103,176	80,032	(23,144)	60,082		375	27,121	70,279		70,279
C	Uncle Ricks Diesel And Auto	N	Uncle Ricks Diesel And Auto	25	8	10/16/17	11/21/19	Jan-20	274,662	374,032	143,770	199,229	55,459	124,719	50,459	375	(0)		(0)	
C	Uncle Ricks Diesel And Auto	N Total		25	8	10/16/17	11/21/19	Jan-20	274,662	374,032	143,770	199,229	55,459	124,719	50,459	375	(0)		(0)	
C	Uncle Ricks Diesel And Auto	Y	Uncle Ricks Diesel And Auto	3	1	01/03/20	07/06/20	Jul-20	150,281	193,829	47,325	66,760	19,434	57,675	400	22,804	69,795		69,795	
C	Uncle Ricks Diesel And Auto	Y Total		3	1	01/03/20	07/06/20	Jul-20	150,281	193,829	47,325	66,760	19,434	57,675	400	22,804	69,795		69,795	
C	Uncle Ricks Diesel And Auto Total			28	9	10/16/17	07/06/20	Jul-20	424,943	567,861	191,095	265,988	74,893	182,393	50,459	775	22,804	69,795		69,795
C	Robotic Assistance Devices	N	Robotic Assistance Devices	9	2	07/09/19	12/20/19	Jul-20	133,561	178,207	111,293	151,515	40,222	20,298	3,075	6,000	9,469		9,469	
C	Robotic Assistance Devices	N Total		9	2	07/09/19	12/20/19	Jul-20	133,561	178,207	111,293	151,515	40,222	20,298	3,075	6,000	9,469		9,469	
C	Robotic Assistance Devices	Y	Robotic Assistance Devices	5	-	01/02/20	01/24/20	Jan-00	44,386	59,921	44,386		(44,386)				59,921		59,921	
C	Robotic Assistance Devices	Y Total		5	-	01/02/20	01/24/20	Jan-00	44,386	59,921	44,386		(44,386)				59,921		59,921	

Securities and Exchange Commission, Plaintiff,
v.
Complete Business Solutions Group, Inc. d/b/a Par Funding et. al., Defendants.
CASE NO. 9:20-cv-81205
UNITED STATES DISTRICT COURT
SOUTHERN DISTRICT OF FLORIDA

Category C - Detail of CBSG MCA Suites Activity for the period from 2012 through July 27, 2020

Source: MCA Suites										Total Advances and Repayments per MCA Suites		Cash Advances and Repayments per MCA Suites			Transactional Data per MCA Suites				A/R Balance (Note 10)		
Category (Note 1)	Merchant Grouping (Note 11)	Funded After 01/01/20	Merchant Name (Note 8)	Total # of Deals (Note 2)	Deals with Relead (Note 3)	First Funding Date (Note 12)	Last Funding Date (Note 12)	Month of Last Payment (Note 13)	Advance Amount (Note 4)	Payback (Note 5)	Net Cash Advanced (Note 6)	Total Cash Repayments (Note 7)	E = D-C	Total Reload (Note 9)	Total Write-off (Note 8)	Total Fee (Note 8)	Total Collections 06/2020-07/27/2020 (Note 7)	Active A/R	Default A/R	Total A/R	
																					A
C	Robotic Assistance Devices Total			14	2	07/09/19	01/24/20	Jul-20	177,947	238,128	155,679	151,515	(4,164)	20,298		3,075	6,000	69,391		69,391	
C	King Keg	N	King Keg	21	2	06/24/19	11/07/19	Feb-20	281,389	365,575	252,466	325,478	73,012	40,097				(0)		(0)	
C	King Keg	Y Total	King Keg	21	2	06/24/19	11/07/19	Feb-20	281,389	365,575	252,466	325,478	73,012	40,097				(0)		(0)	
C	King Keg	Y	King Keg	1	-	01/09/20	01/09/20	Jul-20	100,000	141,000	86,356	72,078	(14,279)				12,900	68,922		68,922	
C	King Keg	Y Total		1	-	01/09/20	01/09/20	Jul-20	100,000	141,000	86,356	72,078	(14,279)				12,900	68,922		68,922	
C	King Keg Total			22	2	06/24/19	01/09/20	Jul-20	381,389	506,575	338,822	397,556	58,734	40,097			12,900	68,922		68,922	
C	James Nicholas Nieves Sosa (JNS Contracting)	N	James Nicholas Nieves Sosa (JNS Contracting)	6	2	01/11/19	11/22/19	Jul-20	567,470	738,261	296,690	406,348	109,658	133,451	131,099	1,500	24,000	68,863		68,863	
C	James Nicholas Nieves Sosa (JNS Contracting)	N Total		6	2	01/11/19	11/22/19	Jul-20	567,470	738,261	296,690	406,348	109,658	133,451	131,099	1,500	24,000	68,863		68,863	
C	James Nicholas Nieves Sosa (JNS Contracting) Total			6	2	01/11/19	11/22/19	Jul-20	567,470	738,261	296,690	406,348	109,658	133,451	131,099	1,500	24,000	68,863		68,863	
C	MC2 Electric	N	MC2 Electric	14	1	10/04/19	12/27/19	Feb-20	84,242	112,077	82,707	71,413	(11,294)	5,389		(45,747)		(10,473)		(10,473)	
C	MC2 Electric	N Total		14	1	10/04/19	12/27/19	Feb-20	84,242	112,077	82,707	71,413	(11,294)	5,389		(45,747)		(10,473)		(10,473)	
C	MC2 Electric	Y	MC2 Electric	5	-	01/03/20	02/19/20	Jul-20	74,120	100,062	22,758	21,329	(1,429)			375	8,700	79,108		79,108	
C	MC2 Electric	Y Total		5	-	01/03/20	02/19/20	Jul-20	74,120	100,062	22,758	21,329	(1,429)			375	8,700	79,108		79,108	
C	MC2 Electric Total			19	1	10/04/19	02/19/20	Jul-20	158,362	212,138	105,465	92,742	(12,723)	5,389		(45,372)	8,700	68,635		68,635	
C	Beaufresh Media	N	Beaufresh Media	14	3	04/15/19	12/27/19	Feb-20	312,559	406,454	240,395	313,985	73,590	83,839	32,800			(24,170)		(24,170)	
C	Beaufresh Media	N Total		14	3	04/15/19	12/27/19	Feb-20	312,559	406,454	240,395	313,985	73,590	83,839	32,800			(24,170)		(24,170)	
C	Beaufresh Media	Y	Beaufresh Media	8	1	01/03/20	02/18/20	Jul-20	142,904	180,420	56,193	76,204	20,010	12,321	400	34,225	400	92,295		92,295	
C	Beaufresh Media	Y Total		8	1	01/03/20	02/18/20	Jul-20	142,904	180,420	56,193	76,204	20,010	12,321	400	34,225	400	92,295		92,295	
C	Beaufresh Media Total			22	4	04/15/19	02/18/20	Jul-20	455,462	586,874	296,588	390,189	93,601	96,160	32,800	400	34,225	68,125		68,125	
C	Moretto Plumbing And Design	N	Moretto Plumbing And Design	23	19	05/29/15	12/17/19	Jul-20	444,465	578,172	290,486	413,399	122,913	164,848	75	2,875		0		0	
C	Moretto Plumbing And Design	N Total		23	19	05/29/15	12/17/19	Jul-20	444,465	578,172	290,486	413,399	122,913	164,848	75	2,875		0		0	
C	Moretto Plumbing And Design	Y	Moretto Plumbing And Design	2	-	02/14/20	07/02/20	Jul-20	79,600	104,700	65,588	36,939	(28,649)				16,929	67,761		67,761	
C	Moretto Plumbing And Design	Y Total		2	-	02/14/20	07/02/20	Jul-20	79,600	104,700	65,588	36,939	(28,649)				16,929	67,761		67,761	
C	Moretto Plumbing And Design Total			25	19	05/29/15	07/02/20	Jul-20	524,065	682,872	356,074	450,338	94,264	164,848	75	19,804		67,761		67,761	
C	LTBS Properties	N	LTBS Properties	9	3	02/14/18	11/06/19	Mar-20	267,740	342,969	220,908	272,489	51,580	51,944	18,537			-		-	
C	LTBS Properties	N Total		9	3	02/14/18	11/06/19	Mar-20	267,740	342,969	220,908	272,489	51,580	51,944	18,537			-		-	
C	LTBS Properties	Y	LTBS Properties	2	1	03/05/20	07/07/20	Jul-20	110,000	137,500	51,375	35,929	(15,446)				15,000	67,500		67,500	
C	LTBS Properties	Y Total		2	1	03/05/20	07/07/20	Jul-20	110,000	137,500	51,375	35,929	(15,446)				15,000	67,500		67,500	
C	LTBS Properties Total			11	4	02/14/18	07/07/20	Jul-20	377,740	480,469	272,283	308,417	36,134	86,015	18,537		15,000	67,500		67,500	
C	Foreign Music Distributors	N	Foreign Music Distributors	1	1	06/19/19	06/19/19	Jan-20	100,000	139,000	97,500	85,539	(11,961)	53,461				-		-	
C	Foreign Music Distributors	N Total		1	1	06/19/19	06/19/19	Jan-20	100,000	139,000	97,500	85,539	(11,961)	53,461				-		-	
C	Foreign Music Distributors	Y	Foreign Music Distributors	1	-	02/04/20	02/04/20	Jul-20	100,000	130,000	46,539	62,500	15,961				20,000	67,500		67,500	
C	Foreign Music Distributors	Y Total		1	-	02/04/20	02/04/20	Jul-20	100,000	130,000	46,539	62,500	15,961				20,000	67,500		67,500	
C	Foreign Music Distributors Total			2	1	06/19/19	02/04/20	Jul-20	200,000	269,000	144,039	148,039	4,000	53,461			20,000	67,500		67,500	
C	Starfish Pool Service	N	Starfish Pool Service	5	2	11/07/19	12/30/19	Mar-20	81,906	111,252	52,010	89,044	37,034	78,557	4,500			(51,850)		(51,850)	
C	Starfish Pool Service	N Total		5	2	11/07/19	12/30/19	Mar-20	81,906	111,252	52,010	89,044	37,034	78,557	4,500			(51,850)		(51,850)	
C	Starfish Pool Service	Y	Starfish Pool Service	22	-	01/06/20	06/15/20	Jul-20	161,956	212,901	112,009	93,776	(18,233)				36,215	119,125		119,125	
C	Starfish Pool Service	Y Total		22	-	01/06/20	06/15/20	Jul-20	161,956	212,901	112,009	93,776	(18,233)				36,215	119,125		119,125	
C	Starfish Pool Service Total			27	2	11/07/19	06/15/20	Jul-20	243,861	324,152	164,019	182,820	18,801	78,557	4,500		36,215	67,275		67,275	
C	Alcoa Catering Services	N	Alcoa Catering Services	24	2	12/20/18	06/26/19	Jul-20	195,525	264,156	175,458	180,315	4,857	18,032	1,060	6,400		66,869		66,869	
C	Alcoa Catering Services	N Total		24	2	12/20/18	06/26/19	Jul-20	195,525	264,156	175,458	180,315	4,857	18,032	1,060	6,400		66,869		66,869	
C	Alcoa Catering Services	Y	Alcoa Catering Services	24	2	12/20/18	06/26/19	Jul-20	195,525	264,156	175,458	180,315	4,857	18,032	1,060	6,400		66,869		66,869	
C	R and R Plumbing	N	R and R Plumbing	14	3	06/24/19	09/09/19	Jul-20	244,726	324,330	242,656	258,488	15,832	-	1,025		16,000	66,867		66,867	
C	R and R Plumbing	N Total		14	3	06/24/19	09/09/19	Jul-20	244,726	324,330	242,656	258,488	15,832	-	1,025		16,000	66,867		66,867	
C	R and R Plumbing	Y	R and R Plumbing	14	3	06/24/19	09/09/19	Jul-20	244,726	324,330	242,656	258,488	15,832	-	1,025		16,000	66,867		66,867	
C	R and R Plumbing Total			14	3	06/24/19	09/09/19	Jul-20	244,726	324,330	242,656	258,488	15,832	-	1,025		16,000	66,867		66,867	
C	Port City Body Shop	Y	Port City Body Shop	11	1	01/17/20	06/05/20	Jul-20	145,274	189,620	91,684	72,797	(18,888)	52,090	1,800	16,967		66,533		66,533	
C	Port City Body Shop	Y Total		11	1	01/17/20	06/05/20	Jul-20	145,274	189,620	91,684	72,797	(18,888)	52,090	1,800	16,967		66,533		66,533	
C	Port City Body Shop Total			11	1	01/17/20	06/05/20	Jul-20	145,274	189,620	91,684	72,797	(18,888)	52,090	1,800	16,967		66,533		66,533	
C	Bacs Trucking	N	Bacs Trucking	27	3	11/21/18	05/02/19	Sep-19	153,370	207,386	116,980	106,070	(10,911)	35,390	500			66,426		66,426	
C	Bacs Trucking	N Total		27	3	11/21/18	05/02/19	Sep-19	153,370	207,386	116,980	106,070	(10,911)	35,390	500			66,426		66,426	

Securities and Exchange Commission, Plaintiff,
 v.
 Complete Business Solutions Group, Inc. d/b/a Par Funding et. al., Defendants.
 CASE NO. 9:20-cv-81205
 UNITED STATES DISTRICT COURT
 SOUTHERN DISTRICT OF FLORIDA

Category C - Detail of CBSG MCA Suites Activity for the period from 2012 through July 27, 2020

Source: MCA Suites										Total Advances and Repayments per MCA Suites		Cash Advances and Repayments per MCA Suites			Transactional Data per MCA Suites				A/R Balance (Note 10)		
Category (Note 1)	Merchant Grouping (Note 11)	Funded After 01/01/20	Merchant Name (Note 8)	Total # of Deals (Note 2)	Deals with Reload (Note 3)	First Funding Date (Note 12)	Last Funding Date (Note 12)	Month of Last Payment (Note 13)	Advance Amount (Note 4)	Payback (Note 5)	Net Cash Advanced (Note 6)	Total Cash Repayments (Note 7)	E = D-C	Total Reload (Note 9)	Total Write-off (Note 8)	Total Fee (Note 8)	Total Collections 06/2020-07/27/2020 (Note 7)	Active A/R	Default A/R	Total A/R	
																					A
C	Bacs Trucking Total			27	3	11/21/18	05/02/19	Sep-19	153,370	207,386	116,980	106,070	(10,911)	35,390		500		66,426		66,426	
C	J Ventures	N	J Ventures	1	1	11/27/19	11/27/19	Feb-20	60,000	83,400	58,200	45,175	(13,025)	38,225							
C	J Ventures	N Total		1	1	11/27/19	11/27/19	Feb-20	60,000	83,400	58,200	45,175	(13,025)	38,225							
C	J Ventures	Y	J Ventures	1	-	02/28/20	02/28/20	Jul-20	75,000	102,750	35,780	36,853	1,073		300	20,459		66,197		66,197	
C	J Ventures	Y Total		1	-	02/28/20	02/28/20	Jul-20	75,000	102,750	35,780	36,853	1,073		300	20,459		66,197		66,197	
C	J Ventures Total			2	1	11/27/19	02/28/20	Jul-20	135,000	186,150	93,980	82,028	(11,952)	38,225		300	20,459		66,197		66,197
C	Fashion Rock Clothing	N	Fashion Rock Clothing	22	10	01/11/19	12/13/19	Feb-20	298,000	367,600	200,379	229,006	28,627	138,969		375		0		0	
C	Fashion Rock Clothing	N Total		22	10	01/11/19	12/13/19	Feb-20	298,000	367,600	200,379	229,006	28,627	138,969		375		0		0	
C	Fashion Rock Clothing	Y	Fashion Rock Clothing	3	-	01/03/20	02/21/20	Jul-20	93,345	116,849	48,950	52,491	3,541		1,625	2,700		65,983		65,983	
C	Fashion Rock Clothing	Y Total		3	-	01/03/20	02/21/20	Jul-20	93,345	116,849	48,950	52,491	3,541		1,625	2,700		65,983		65,983	
C	Fashion Rock Clothing Total			25	10	01/11/19	02/21/20	Jul-20	391,345	484,449	249,329	281,497	32,168	138,969		2,000	2,700		65,983		65,983
C	Elite Builders and Remodeling	Y	Elite Builders and Remodeling	4	1	01/17/20	07/27/20	Jul-20	98,790	130,218	85,704	56,193	(29,511)	8,901			18,878		65,123		65,123
C	Elite Builders and Remodeling	Y Total		4	1	01/17/20	07/27/20	Jul-20	98,790	130,218	85,704	56,193	(29,511)	8,901			18,878		65,123		65,123
C	Elite Builders and Remodeling Total			4	1	01/17/20	07/27/20	Jul-20	98,790	130,218	85,704	56,193	(29,511)	8,901			18,878		65,123		65,123
C	Altaterra Realty and Auction	N	Altaterra Realty and Auction	9	3	10/25/18	10/23/19	Jan-20	156,250	202,650	136,179	185,363	49,184	17,287							
C	Altaterra Realty and Auction	N Total		9	3	10/25/18	10/23/19	Jan-20	156,250	202,650	136,179	185,363	49,184	17,287							
C	Altaterra Realty and Auction	Y	Altaterra Realty and Auction	10	-	01/13/20	03/09/20	Mar-20	90,556	119,500	90,556	55,043	(35,513)		400			64,858		64,858	
C	Altaterra Realty and Auction	Y Total		10	-	01/13/20	03/09/20	Mar-20	90,556	119,500	90,556	55,043	(35,513)		400			64,858		64,858	
C	Altaterra Realty and Auction Total			19	3	10/25/18	03/09/20	Mar-20	246,806	322,150	226,735	240,406	13,671	17,287				64,858		64,858	
C	Davis Restoration And Construction	N	Davis Restoration And Construction	2	1	06/07/17	08/07/17	Jul-20	85,986	122,599	58,102	32,381	(25,721)	25,986		525	200		64,757		64,757
C	Davis Restoration And Construction	N Total		2	1	06/07/17	08/07/17	Jul-20	85,986	122,599	58,102	32,381	(25,721)	25,986		525	200		64,757		64,757
C	Davis Restoration And Construction Total			2	1	06/07/17	08/07/17	Jul-20	85,986	122,599	58,102	32,381	(25,721)	25,986		525	200		64,757		64,757
C	Economic Roofing Services	N	Economic Roofing Services	13	1	10/08/19	12/31/19	Mar-20	73,830	99,671	72,830	83,859	11,029	18,741				(2,929)		(2,929)	
C	Economic Roofing Services	N Total		13	1	10/08/19	12/31/19	Mar-20	73,830	99,671	72,830	83,859	11,029	18,741				(2,929)		(2,929)	
C	Economic Roofing Services	Y	Economic Roofing Services	3	-	01/07/20	03/09/20	Jul-20	55,170	76,600	35,434	9,658	(25,776)		300	800		67,241		67,241	
C	Economic Roofing Services	Y Total		3	-	01/07/20	03/09/20	Jul-20	55,170	76,600	35,434	9,658	(25,776)		300	800		67,241		67,241	
C	Economic Roofing Services Total			16	1	10/08/19	03/09/20	Jul-20	129,000	176,270	108,264	93,517	(14,747)	18,741		300	800		64,312		64,312
C	Cowlitz Fence	N	Cowlitz Fence	6	1	11/29/19	12/27/19	Feb-20	62,709	82,457	60,674	78,050	17,377	6,200				(1,794)		(1,794)	
C	Cowlitz Fence	N Total		6	1	11/29/19	12/27/19	Feb-20	62,709	82,457	60,674	78,050	17,377	6,200				(1,794)		(1,794)	
C	Cowlitz Fence	Y	Cowlitz Fence	11	-	01/03/20	03/06/20	Jul-20	115,291	161,643	107,801	96,213	(11,588)		400	32,800		65,830		65,830	
C	Cowlitz Fence	Y Total		11	-	01/03/20	03/06/20	Jul-20	115,291	161,643	107,801	96,213	(11,588)		400	32,800		65,830		65,830	
C	Cowlitz Fence Total			17	1	11/29/19	03/06/20	Jul-20	178,000	244,100	168,475	174,263	5,788	6,200		32,800		64,037		64,037	
C	Epivest LLC	N	Epivest LLC	3	-	12/13/19	12/27/19	Feb-20	46,177	62,339	45,177	65,023	19,846		825			(1,859)		(1,859)	
C	Epivest LLC	N Total		3	-	12/13/19	12/27/19	Feb-20	46,177	62,339	45,177	65,023	19,846		825			(1,859)		(1,859)	
C	Epivest LLC	Y	Epivest LLC	4	-	01/06/20	06/18/20	Jul-20	104,747	137,808	76,214	46,069	(30,145)	28,533		1,275	16,327		64,482		64,482
C	Epivest LLC	Y Total		4	-	01/06/20	06/18/20	Jul-20	104,747	137,808	76,214	46,069	(30,145)	28,533		1,275	16,327		64,482		64,482
C	Epivest LLC Total			7	-	12/13/19	06/18/20	Jul-20	150,924	200,147	121,391	111,092	(10,299)	28,533		2,100	16,327		62,623		62,623
C	Hall Food Systems	N	Hall Food Systems	31	1	06/18/19	12/24/19	Jul-20	335,000	439,050	313,642	356,784	43,143	20,253		1,100	1,100		62,012		62,012
C	Hall Food Systems	N Total		31	1	06/18/19	12/24/19	Jul-20	335,000	439,050	313,642	356,784	43,143	20,253		1,100	1,100		62,012		62,012
C	Hall Food Systems Total			31	1	06/18/19	12/24/19	Jul-20	335,000	439,050	313,642	356,784	43,143	20,253		1,100	1,100		62,012		62,012
C	The Drug Store	Y	The Drug Store	2	1	02/27/20	07/13/20	Jul-20	100,000	137,000	77,917	55,117	(22,800)		75	20,894		61,875		61,875	
C	The Drug Store	Y Total		2	1	02/27/20	07/13/20	Jul-20	100,000	137,000	77,917	55,117	(22,800)		75	20,894		61,875		61,875	
C	The Drug Store Total			2	1	02/27/20	07/13/20	Jul-20	100,000	137,000	77,917	55,117	(22,800)		75	20,894		61,875		61,875	
C	Advantage Trading	N	Advantage Trading	2	1	04/11/19	11/08/19	Jun-20	175,000	241,500	144,345	153,345	9,000	28,755		1,875	900		61,275		61,275
C	Advantage Trading	N Total		2	1	04/11/19	11/08/19	Jun-20	175,000	241,500	144,345	153,345	9,000	28,755		1,875	900		61,275		61,275
C	Advantage Trading Total			2	1	04/11/19	11/08/19	Jun-20	175,000	241,500	144,345	153,345	9,000	28,755		1,875	900		61,275		61,275
C	Forza Group	N	Forza Group	9	1	06/14/19	11/06/19	Jul-20	106,961	148,676	75,481	60,327	(15,155)	5,560		25,020	3,150		2,025	60,919	60,919
C	Forza Group	N Total		9	1	06/14/19	11/06/19	Jul-20	106,961	148,676	75,481	60,327	(15,155)	5,560		25,020	3,150		2,025	60,919	60,919
C	Forza Group Total			9	1	06/14/19	11/06/19	Jul-20	106,961	148,676	75,481	60,327	(15,155)	5,560		25,020	3,150		2,025	60,919	60,919
C	Wing Tel Inc	Y	Wing Tel Inc	2	1	01/31/20	05/15/20	Jul-20	200,000	278,000	170,744	191,511	20,766				63,322		60,234		60,234
C	Wing Tel Inc	Y Total		2	1	01/31/20	05/15/20	Jul-20	200,000	278,000	170,744	191,511	20,766				63,322		60,234		60,234
C	Wing Tel Inc Total			2	1	01/31/20	05/15/20	Jul-20	200,000	278,000	170,744	191,511	20,766				63,322		60,234		60,234
C	AM Display	N	AM Display	1	-	07/19/19	07/19/19	Jul-20	80,000	100,000	63,392	40,500	(22,892)		675	2,000		60,175		60,175	
C	AM Display	N Total		1	-	07/19/19	07/19/19	Jul-20	80,000	100,000	63,392	40,500	(22,892)		675	2,000		60,175		60,175	

Securities and Exchange Commission, Plaintiff,
 v.
 Complete Business Solutions Group, Inc. d/b/a Par Funding et. al., Defendants.
 CASE NO. 9:20-cv-81205
 UNITED STATES DISTRICT COURT
 SOUTHERN DISTRICT OF FLORIDA

Category C - Detail of CBSG MCA Suites Activity for the period from 2012 through July 27, 2020

Source: MCA Suites

Category (Note 1)	Merchant Grouping (Note 11)	Funded After 01/01/20	Merchant Name (Note 8)	Total # of Deals (Note 2)	Deals with Reioad (Note 3)	First Funding Date (Note 12)	Last Funding Date (Note 12)	Month of Last Payment (Note 13)	Total Advances and Repayments per MCA Suites		Cash Advances and Repayments per MCA Suites			Transactional Data per MCA Suites				A/R Balance (Note 10)			
									A	B	C	D	E=D-C	F	G	H	I	J	K	L=J+K	
									Advance Amount (Note 4)	Payback (Note 5)	Net Cash Advanced (Note 6)	Total Cash Repayments (Note 7)	Net Cash Surplus (Deficit)	Total Reload (Note 9)	Total Write-off (Note 8)	Total Fee (Note 8)	Total Collections 06/20/20-07/27/2020 (Note 7)	Active A/R	Default A/R	Total A/R	
C	AM Display Total			1	-	07/19/19	07/19/19	Jul-20	80,000	100,000	63,392	40,500	(22,892)				675	2,000	60,175		60,175
C	Govardhan Paka N		Velan Hospitalh	1	-	12/10/19	12/10/19	May-20	10,000	13,900	9,700	13,900	4,200								
C	Govardhan Paka N		Susensoft Global Services	2	2	09/20/19	11/19/19	Jan-20	55,000	68,200	40,463	43,813	3,350	24,387							
C	Govardhan Paka N Total			3	2	09/20/19	12/10/19	May-20	65,000	82,100	50,163	57,713	7,550	24,387							
C	Govardhan Paka Y		Susensoft Global Services	11	1	02/06/20	06/04/20	Jul-20	129,624	175,473	84,164	88,634	4,469				25,600	53,339		53,300	
C	Govardhan Paka Y		Velan Hospitalh	1	-	05/05/20	05/05/20	Jul-20	10,000	13,500	10,000	7,965	(2,035)				5,535	5,535		5,535	
C	Govardhan Paka Y Total			12	1	02/06/20	06/04/20	Jul-20	139,624	188,973	94,164	96,599	2,434	33,539			31,135	58,835		58,835	
C	Govardhan Paka Total			15	3	09/20/19	06/04/20	Jul-20	204,624	271,073	144,328	154,312	9,984	57,926			31,135	58,835		58,835	
C	La Roose Catering Hall N		La Roose Catering Hall	9	5	07/12/17	11/18/19	Jun-20	284,409	389,569	150,385	203,683	53,298	102,303	29,923	4,175	400	57,835		57,835	
C	La Roose Catering Hall N Total			9	5	07/12/17	11/18/19	Jun-20	284,409	389,569	150,385	203,683	53,298	102,303	29,923	4,175	400	57,835		57,835	
C	La Roose Catering Hall Total			9	5	07/12/17	11/18/19	Jun-20	284,409	389,569	150,385	203,683	53,298	102,303	29,923	4,175	400	57,835		57,835	
C	In and Out All Access System N		In and Out All Access System	5	2	04/12/19	09/30/19	Jul-20	249,818	296,391	112,863	123,449	10,586	37,648	79,818	1,800	1,750	57,275		57,275	
C	In and Out All Access System N Total			5	2	04/12/19	09/30/19	Jul-20	249,818	296,391	112,863	123,449	10,586	37,648	79,818	1,800	1,750	57,275		57,275	
C	In and Out All Access System Total			5	2	04/12/19	09/30/19	Jul-20	249,818	296,391	112,863	123,449	10,586	37,648	79,818	1,800	1,750	57,275		57,275	
C	Spike Body Werks N		Spike Body Werks	20	-	08/23/19	12/27/19	Jul-20	178,572	238,872	177,037	217,032	39,995				2,150	1,025	23,990	23,990	
C	Spike Body Werks N Total			20	-	08/23/19	12/27/19	Jul-20	178,572	238,872	177,037	217,032	39,995				2,150	1,025	23,990	23,990	
C	Spike Body Werks Y		Spike Body Werks	3	1	01/03/20	03/09/20	Jul-20	53,428	66,628	38,912	20,675	(18,237)	14,467	75	1,025	31,562			31,562	
C	Spike Body Werks Y Total			3	1	01/03/20	03/09/20	Jul-20	53,428	66,628	38,912	20,675	(18,237)	14,467	75	1,025	31,562			31,562	
C	Spike Body Werks Total			23	1	08/23/19	03/09/20	Jul-20	232,000	305,500	215,948	237,707	21,759	14,467	2,225	2,050	55,551			55,551	
C	Recon Techs Y		Recon Techs	21	1	03/02/20	07/15/20	Jul-20	91,700	122,445	68,533	44,883	(23,650)	22,617			17,931	54,945		54,945	
C	Recon Techs Y Total			21	1	03/02/20	07/15/20	Jul-20	91,700	122,445	68,533	44,883	(23,650)	22,617			17,931	54,945		54,945	
C	Recon Techs Total			21	1	03/02/20	07/15/20	Jul-20	91,700	122,445	68,533	44,883	(23,650)	22,617			17,931	54,945		54,945	
C	SD Constructors N		SD Constructors	23	6	08/09/18	12/18/19	Jul-20	1,312,150	1,700,188	930,622	1,231,507	300,885	269,330	145,325	375	54,400	54,400		54,400	
C	SD Constructors N Total			23	6	08/09/18	12/18/19	Jul-20	1,312,150	1,700,188	930,622	1,231,507	300,885	269,330	145,325	375	54,400	54,400		54,400	
C	SD Constructors Y		SD Constructors	2	-	02/06/20	03/09/20	Jul-20	300,000	356,000	300,000	356,075	94,807				75	118,475		118,475	
C	SD Constructors Y Total			2	-	02/06/20	03/09/20	Jul-20	300,000	356,000	300,000	356,075	94,807				75	118,475		118,475	
C	SD Constructors Total			25	6	08/09/18	03/09/20	Jul-20	1,612,150	2,056,188	1,191,890	1,587,582	395,692	269,330	145,325	450	172,875	54,400		54,400	
C	SRS Platinum N		SRS Platinum	25	3	04/26/19	12/11/19	Jan-20	91,000	122,500	90,700	104,800	14,100	22,700	5,000		0			0	
C	SRS Platinum N Total			25	3	04/26/19	12/11/19	Jan-20	91,000	122,500	90,700	104,800	14,100	22,700	5,000		0			0	
C	SRS Platinum Y		SRS Platinum	3	-	01/09/20	03/03/20	Apr-20	69,500	87,725	46,800	34,178	(12,622)				54,047			54,047	
C	SRS Platinum Y Total			3	-	01/09/20	03/03/20	Apr-20	69,500	87,725	46,800	34,178	(12,622)				54,047			54,047	
C	SRS Platinum Total			28	3	04/26/19	03/03/20	Apr-20	160,500	210,225	137,500	138,978	1,478	22,700	5,500		54,047			54,047	
C	Tabboule N		Tabboule	30	2	03/31/17	09/29/17	Jul-20	159,878	224,835	115,311	131,300	15,989	42,773	2,100	800	52,862			52,862	
C	Tabboule N Total			30	2	03/31/17	09/29/17	Jul-20	159,878	224,835	115,311	131,300	15,989	42,773	2,100	800	52,862			52,862	
C	Tabboule Total			30	2	03/31/17	09/29/17	Jul-20	159,878	224,835	115,311	131,300	15,989	42,773	2,100	800	52,862			52,862	
C	Vinsant Construction Y		Vinsant Construction	2	1	03/12/20	07/17/20	Jul-20	53,000	69,400	50,575	14,945	(35,630)	2,025			7,520	52,430		52,430	
C	Vinsant Construction Y Total			2	1	03/12/20	07/17/20	Jul-20	53,000	69,400	50,575	14,945	(35,630)	2,025			7,520	52,430		52,430	
C	Vinsant Construction Total			2	1	03/12/20	07/17/20	Jul-20	53,000	69,400	50,575	14,945	(35,630)	2,025			7,520	52,430		52,430	
C	Full Throttle Finance N		Full Throttle Finance	1	1	10/29/19	10/29/19	Dec-19	20,000	27,800	19,400	11,676	(7,724)	16,124							
C	Full Throttle Finance N Total			1	1	10/29/19	10/29/19	Dec-19	20,000	27,800	19,400	11,676	(7,724)	16,124							
C	Full Throttle Finance Y		Full Throttle Finance	3	2	01/03/20	03/04/20	Jul-20	154,560	184,016	47,781	42,380	(5,401)	90,655	300	1,400	51,281			51,281	
C	Full Throttle Finance Y Total			3	2	01/03/20	03/04/20	Jul-20	154,560	184,016	47,781	42,380	(5,401)	90,655	300	1,400	51,281			51,281	
C	Full Throttle Finance Total			4	3	10/29/19	03/04/20	Jul-20	174,560	211,816	67,181	54,056	(13,125)	106,779	300	1,400	51,281			51,281	
C	HLM Concrete Contractors N		HLM Concrete Contractors	16	1	03/20/19	06/19/19	Jul-20	159,989	218,484	153,602	166,027	12,424	4,917	3,150	2,957	50,691			50,691	
C	HLM Concrete Contractors N Total			16	1	03/20/19	06/19/19	Jul-20	159,989	218,484	153,602	166,027	12,424	4,917	3,150	2,957	50,691			50,691	
C	HLM Concrete Contractors Total			16	1	03/20/19	06/19/19	Jul-20	159,989	218,484	153,602	166,027	12,424	4,917	3,150	2,957	50,691			50,691	
C	Base Telecom N		Base Telecom	4	1	12/11/19	12/31/19	Feb-20	169,411	228,705	164,411	243,552	79,142	58,177	5,000		(68,025)			(68,025)	
C	Base Telecom N Total			4	1	12/11/19	12/31/19	Feb-20	169,411	228,705	164,411	243,552	79,142	58,177	5,000		(68,025)			(68,025)	
C	Base Telecom Y		Base Telecom	14	2	01/08/20	06/04/20	Jul-20	547,089	714,570	411,103	518,930	107,828	77,775	825	186,797	118,690			118,690	
C	Base Telecom Y Total			14	2	01/08/20	06/04/20	Jul-20	547,089	714,570	411,103	518,930	107,828	77,775	825	186,797	118,690			118,690	
C	Base Telecom Total			18	3	12/11/19	06/04/20	Jul-20	716,500	943,275	575,513	762,483	186,969	135,952	5,825	186,797	50,666			50,666	
C	Sav On Golf Carts N		Sav On Golf Carts	7	4	11/08/17	09/27/18	Jul-20	132,222	182,436	116,788	119,690	2,902	15,214	3,050	1,600	50,581			50,581	
C	Sav On Golf Carts N Total			7	4	11/08/17	09/27/18	Jul-20	132,222	182,436	116,788	119,690	2,902	15,214	3,050	1,600	50,581			50,581	
C	Sav On Golf Carts Total			7	4	11/08/17	09/27/18	Jul-20	132,222	182,436	116,788	119,690	2,902	15,							

Securities and Exchange Commission, Plaintiff,
v.
Complete Business Solutions Group, Inc. d/b/a Par Funding et. al., Defendants.
CASE NO. 9:20-cv-81205
UNITED STATES DISTRICT COURT
SOUTHERN DISTRICT OF FLORIDA

Category C - Detail of CBSG MCA Suites Activity for the period from 2012 through July 27, 2020

Source: MCA Suites										Total Advances and Repayments per MCA Suites		Cash Advances and Repayments per MCA Suites			Transactional Data per MCA Suites				A/R Balance (Note 10)		
Category (Note 1)	Merchant Grouping (Note 11)	Funded After 01/01/20	Merchant Name (Note 8)	Total # of Deals (Note 2)	Deals with Reload (Note 3)	First Funding Date (Note 12)	Last Funding Date (Note 12)	Month of Last Payment (Note 13)	Advance Amount (Note 4)	Payback (Note 5)	Net Cash Advanced (Note 6)	Total Cash Repayments (Note 7)	E = D-C	Total Reload (Note 9)	Total Write-off (Note 8)	Total Fee (Note 8)	Total Collections 06/2020-07/27/2020 (Note 7)	Active A/R	Default A/R	Total A/R	
																					A
C	Koffel Associates Total			24	3	10/16/17	08/30/19	Jul-20	2,784,462	3,898,918	2,029,660	3,141,566	1,111,906	742,877		35,825	80,000	50,300		50,300	
C	Twelve Gates	N	Twelve Gates	11	1	10/24/19	12/26/19	Feb-20	43,375	58,006	43,220	53,064	9,844	16,586				(11,644)		(11,644)	
C	Twelve Gates	N Total		11	1	10/24/19	12/26/19	Feb-20	43,375	58,006	43,220	53,064	9,844	16,586				(11,644)		(11,644)	
C	Twelve Gates	Y	Twelve Gates	6	-	01/02/20	07/06/20	Jul-20	103,625	143,894	82,839	71,661	(11,178)		10,323		45,218	61,910		61,910	
C	Twelve Gates	Y Total		6	-	01/02/20	07/06/20	Jul-20	103,625	143,894	82,839	71,661	(11,178)		10,323		45,218	61,910		61,910	
C	Twelve Gates Total			17	1	10/24/19	07/06/20	Jul-20	147,000	201,900	126,059	124,724	(1,334)	16,586	10,323		45,218	50,267		50,267	
C	States Door and Hardware	N	States Door and Hardware	2	1	12/20/19	12/27/19	Mar-20	12,342	16,662	11,342	20,143	8,801	25,430		2,000		(26,911)		(26,911)	
C	States Door and Hardware	N Total		2	1	12/20/19	12/27/19	Mar-20	12,342	16,662	11,342	20,143	8,801	25,430		2,000		(26,911)		(26,911)	
C	States Door and Hardware	Y	States Door and Hardware	32	-	01/03/20	06/11/20	Jul-20	138,654	184,433	113,224	107,572	(5,652)		100		28,362	76,961		76,961	
C	States Door and Hardware	Y Total		32	-	01/03/20	06/11/20	Jul-20	138,654	184,433	113,224	107,572	(5,652)		100		28,362	76,961		76,961	
C	States Door and Hardware Total			34	1	12/20/19	06/11/20	Jul-20	150,996	201,995	124,566	127,715	3,149	25,430	2,100		28,362	50,050		50,050	
C	Montego Services	N	Montego Services	16	1	04/19/19	12/31/19	Mar-20	33,000	44,350	32,860	42,361	9,501	1,989				(0)		(0)	
C	Montego Services	N Total		16	1	04/19/19	12/31/19	Mar-20	33,000	44,350	32,860	42,361	9,501	1,989				(0)		(0)	
C	Montego Services	Y	Montego Services	4	1	01/15/20	07/02/20	Jul-20	92,500	127,000	71,075	60,106	(10,969)	3,255	(13,991)		19,730	49,648		49,648	
C	Montego Services	Y Total		4	1	01/15/20	07/02/20	Jul-20	92,500	127,000	71,075	60,106	(10,969)	3,255	(13,991)		19,730	49,648		49,648	
C	Montego Services Total			20	2	04/19/19	07/02/20	Jul-20	125,500	171,350	103,935	102,467	(1,468)	5,244	(13,991)		19,730	49,648		49,648	
C	Rankl and Ries Motorcars	N	Rankl and Ries Motorcars	1	1	09/25/19	09/25/19	Mar-20	65,000	90,350	63,050	85,421	22,371	5,129		200		-		-	
C	Rankl and Ries Motorcars	N Total		1	1	09/25/19	09/25/19	Mar-20	65,000	90,350	63,050	85,421	22,371	5,129		200		-		-	
C	Rankl and Ries Motorcars	Y	Rankl and Ries Motorcars	1	-	03/04/20	03/04/20	Jun-20	45,000	62,550	38,071	13,776	(24,295)		500	100		49,274		49,274	
C	Rankl and Ries Motorcars	Y Total		1	-	03/04/20	03/04/20	Jun-20	45,000	62,550	38,071	13,776	(24,295)		500	100		49,274		49,274	
C	Rankl and Ries Motorcars Total			2	1	09/25/19	03/04/20	Jun-20	110,000	152,900	101,121	99,198	(1,924)	5,129	700		100	49,274		49,274	
C	Florida Gold Property Management	Y	Florida Gold Property Management	2	1	03/31/20	07/08/20	Jul-20	55,000	73,800	49,116	19,600	(29,517)	5,134			9,567	49,067		49,067	
C	Florida Gold Property Management	Y Total		2	1	03/31/20	07/08/20	Jul-20	55,000	73,800	49,116	19,600	(29,517)	5,134			9,567	49,067		49,067	
C	Florida Gold Property Management Total			2	1	03/31/20	07/08/20	Jul-20	55,000	73,800	49,116	19,600	(29,517)	5,134			9,567	49,067		49,067	
C	Ashley Grinonneau Denton	N	Ashley Grinonneau Denton	14	5	05/11/18	09/10/19	Nov-19	175,997	242,406	102,854	123,543	20,689	58,060	12,303	300		48,800		48,800	
C	Ashley Grinonneau Denton	N Total		14	5	05/11/18	09/10/19	Nov-19	175,997	242,406	102,854	123,543	20,689	58,060	12,303	300		48,800		48,800	
C	Ashley Grinonneau Denton Total			14	5	05/11/18	09/10/19	Nov-19	175,997	242,406	102,854	123,543	20,689	58,060	12,303	300		48,800		48,800	
C	Ad Infinitum	N	Ad Infinitum	25	10	04/23/18	11/25/19	Mar-20	345,331	453,001	208,574	310,509	101,935	111,674	14,166	(16,651)		(0)		(0)	
C	Ad Infinitum	N Total		25	10	04/23/18	11/25/19	Mar-20	345,331	453,001	208,574	310,509	101,935	111,674	14,166	(16,651)		(0)		(0)	
C	Ad Infinitum	Y	Ad Infinitum	2	1	03/11/20	06/19/20	Jul-20	100,000	123,000	52,695	43,678	(9,017)	31,297			17,825	48,025		48,025	
C	Ad Infinitum	Y Total		2	1	03/11/20	06/19/20	Jul-20	100,000	123,000	52,695	43,678	(9,017)	31,297			17,825	48,025		48,025	
C	Ad Infinitum Total			27	11	04/23/18	06/19/20	Jul-20	445,331	576,001	261,269	354,187	92,919	142,971	14,166	(16,651)		66,625		66,625	
C	Bobs Shirt Store	N	Bobs Shirt Store	19	3	07/19/19	11/05/19	Jul-20	448,670	576,532	279,516	359,554	80,038	169,084	4,100			47,894		47,894	
C	Bobs Shirt Store	N Total		19	3	07/19/19	11/05/19	Jul-20	448,670	576,532	279,516	359,554	80,038	169,084	4,100			47,894		47,894	
C	Bobs Shirt Store Total			19	3	07/19/19	11/05/19	Jul-20	448,670	576,532	279,516	359,554	80,038	169,084	4,100			47,894		47,894	
C	Austin J Abner (Insideout Mobile RV N Service)		Austin J Abner (Insideout Mobile RV Service)	1	1	12/24/19	12/24/19	Mar-20	25,000	34,750	24,250	14,769	(9,481)	19,981				-		-	
C	Austin J Abner (Insideout Mobile RV N Total Service)			1	1	12/24/19	12/24/19	Mar-20	25,000	34,750	24,250	14,769	(9,481)	19,981				-		-	
C	Austin J Abner (Insideout Mobile RV Y Service)		Austin J Abner (Insideout Mobile RV Service)	2	1	03/10/20	07/03/20	Jul-20	80,000	111,200	40,612	45,870	5,258	17,607			18,997	47,723		47,723	
C	Austin J Abner (Insideout Mobile RV Y Total Service)			2	1	03/10/20	07/03/20	Jul-20	80,000	111,200	40,612	45,870	5,258	17,607			18,997	47,723		47,723	
C	Austin J Abner (Insideout Mobile RV Service) Total			3	2	12/24/19	07/03/20	Jul-20	105,000	145,950	64,862	60,638	(4,223)	37,588			18,997	47,723		47,723	
C	E and L Construction	N	E and L Construction	20	3	03/20/19	12/18/19	Jun-20	199,546	255,253	154,662	210,440	55,777	37,287	7,527		3,034	(0)		(0)	
C	E and L Construction	N Total		20	3	03/20/19	12/18/19	Jun-20	199,546	255,253	154,662	210,440	55,777	37,287	7,527		3,034	(0)		(0)	
C	E and L Construction	Y	E and L Construction	1	-	06/12/20	06/12/20	Jul-20	50,000	65,000	50,000	17,333	(32,667)				17,333	47,667		47,667	
C	E and L Construction	Y Total		1	-	06/12/20	06/12/20	Jul-20	50,000	65,000	50,000	17,333	(32,667)				17,333	47,667		47,667	
C	E and L Construction Total			21	3	03/20/19	06/12/20	Jul-20	249,546	320,253	204,662	227,773	23,111	37,287	7,527		20,367	47,667		47,667	

Securities and Exchange Commission, Plaintiff,
v.
Complete Business Solutions Group, Inc. d/b/a Par Funding et. al., Defendants.
CASE NO. 9:20-cv-81205
UNITED STATES DISTRICT COURT
SOUTHERN DISTRICT OF FLORIDA

Category C - Detail of CBSG MCA Suites Activity for the period from 2012 through July 27, 2020

Source: MCA Suites										Total Advances and Repayments per MCA Suites		Cash Advances and Repayments per MCA Suites			Transactional Data per MCA Suites				A/R Balance (Note 10)		
Category (Note 1)	Merchant Grouping (Note 11)	Funded After 01/01/20	Merchant Name (Note 8)	Total # of Deals (Note 2)	Deals with Reioad (Note 3)	First Funding Date (Note 12)	Last Funding Date (Note 12)	Month of Last Payment (Note 13)	Advance Amount (Note 4)	Payback (Note 5)	Net Cash Advanced (Note 6)	Total Cash Repayments (Note 7)	E = D-C Net Cash Surplus (Deficit)	F Total Reload (Note 9)	G Total Write-off (Note 8)	H Total Fee (Note 8)	I Total Collections 06/2020-07/27/2020 (Note 7)	J Active A/R	K Default A/R	L = J+K Total A/R	
																					A
C	A and C Partnership Construction	Y	A and C Partnership Construction	2	1	02/11/20	07/08/20	Jul-20	79,980	107,200	60,247	41,036	(19,211)	18,533			12,078	47,631		47,631	
C	A and C Partnership Construction	Y Total		2	1	02/11/20	07/08/20	Jul-20	79,980	107,200	60,247	41,036	(19,211)	18,533			12,078	47,631		47,631	
C	A and C Partnership Construction Total			2	1	02/11/20	07/08/20	Jul-20	79,980	107,200	60,247	41,036	(19,211)	18,533			12,078	47,631		47,631	
C	Salon Voss	N	Salon Voss	8	5	04/13/16	06/27/19	Jan-20	225,454	298,479	178,519	231,142	52,623	67,337							
C	Salon Voss	Y Total		8	5	04/13/16	06/27/19	Jan-20	225,454	298,479	178,519	231,142	52,623	67,337							
C	Salon Voss	Y	Salon Voss	1	-	01/13/20	01/13/20	Jul-20	90,000	116,100	68,904	68,548	(357)				23,467	47,552		47,552	
C	Salon Voss	Y Total		1	-	01/13/20	01/13/20	Jul-20	90,000	116,100	68,904	68,548	(357)				23,467	47,552		47,552	
C	Salon Voss Total			9	5	04/13/16	01/13/20	Jul-20	315,454	414,579	247,423	299,689	52,266	67,337			23,467	47,552		47,552	
C	Ashwini Anand	N	The Good Heart Corporation	9	1	05/21/19	12/26/19	Mar-20	140,486	191,556	105,770	177,813	72,042	14,757				(1,013)			
C	Ashwini Anand	N	Cherished Care	17	-	04/24/19	12/27/19	Jul-20	229,491	321,393	226,711	275,543	48,832		1,575	2,000		47,425		47,425	
C	Ashwini Anand	N Total		26	1	04/24/19	12/27/19	Jul-20	369,977	512,949	332,481	453,356	120,874	14,757	1,575	2,000		46,411		46,411	
C	Ashwini Anand	Y	Corbin Rural Health Clinic (AAnand Healthcare)	1	-	01/07/20	01/07/20	Jul-20	25,000	34,750	24,250	35,150	10,900		400	7,929		-		-	
C	Ashwini Anand	Y	The Good Heart Corporation	8	-	01/02/20	02/20/20	May-20	26,271	35,466	26,271	29,057	2,786		5,846	450		1,013		1,013	
C	Ashwini Anand	Y Total		9	-	01/02/20	02/20/20	Jul-20	51,271	70,216	50,521	64,207	13,686		5,846	850	7,929	1,013		1,013	
C	Ashwini Anand Total			35	1	04/24/19	02/20/20	Jul-20	421,248	583,164	383,002	517,562	134,560	14,757	5,846	2,425	9,929	47,425		47,425	
C	Telluride Construction	N	Telluride Construction	26	1	12/20/18	12/13/19	Jan-20	179,000	244,000	177,465	226,282	48,817	16,267	1,627	175		(0)		(0)	
C	Telluride Construction	N Total		26	1	12/20/18	12/13/19	Jan-20	179,000	244,000	177,465	226,282	48,817	16,267	1,627	175		(0)		(0)	
C	Telluride Construction	Y	Telluride Construction	2	-	01/17/20	01/31/20	Jul-20	125,000	168,750	108,733	121,500	12,767		100	28,000		47,350		47,350	
C	Telluride Construction	Y Total		2	-	01/17/20	01/31/20	Jul-20	125,000	168,750	108,733	121,500	12,767		100	28,000		47,350		47,350	
C	Telluride Construction Total			28	1	12/20/18	01/31/20	Jul-20	304,000	412,750	286,198	347,782	61,583	16,267	1,627	275	28,000	47,350		47,350	
C	StarWalker Organic Farms	Y	StarWalker Organic Farms	2	1	05/07/20	07/16/20	Jul-20	52,000	75,400	37,232	15,462	(21,770)	12,818			11,518	47,120		47,120	
C	StarWalker Organic Farms	Y Total		2	1	05/07/20	07/16/20	Jul-20	52,000	75,400	37,232	15,462	(21,770)	12,818			11,518	47,120		47,120	
C	StarWalker Organic Farms Total			2	1	05/07/20	07/16/20	Jul-20	52,000	75,400	37,232	15,462	(21,770)	12,818			11,518	47,120		47,120	
C	Coastal Automotive Finishes	N	Coastal Automotive Finishes	13	1	10/10/19	12/26/19	May-20	136,938	182,666	135,903	194,621	58,718	10,247		3,150		(19,052)		(19,052)	
C	Coastal Automotive Finishes	N Total		13	1	10/10/19	12/26/19	May-20	136,938	182,666	135,903	194,621	58,718	10,247		3,150		(19,052)		(19,052)	
C	Coastal Automotive Finishes	Y	Coastal Automotive Finishes	5	-	01/02/20	06/18/20	Jul-20	64,224	91,202	52,239	25,170	(27,069)				22,170	66,032		66,032	
C	Coastal Automotive Finishes	Y Total		5	-	01/02/20	06/18/20	Jul-20	64,224	91,202	52,239	25,170	(27,069)				22,170	66,032		66,032	
C	Coastal Automotive Finishes Total			18	1	10/10/19	06/18/20	Jul-20	201,162	273,868	188,142	219,791	31,649	10,247	3,150	22,170	46,980		46,980		
C	D And S Delivery	N	D And S Delivery	36	3	06/27/18	12/31/19	Feb-20	330,012	443,844	258,349	331,246	72,897	68,002	68,698	750		(23,353)		(23,353)	
C	D And S Delivery	Y Total		36	3	06/27/18	12/31/19	Feb-20	330,012	443,844	258,349	331,246	72,897	68,002	68,698	750		(23,353)		(23,353)	
C	D And S Delivery	Y	D And S Delivery	8	3	01/06/20	05/21/20	Jul-20	211,001	273,501	151,907	142,828	(9,079)	61,046	600	40,891	70,228		70,228		
C	D And S Delivery	Y Total		8	3	01/06/20	05/21/20	Jul-20	211,001	273,501	151,907	142,828	(9,079)	61,046	600	40,891	70,228		70,228		
C	D And S Delivery Total			44	6	06/27/18	05/21/20	Jul-20	541,013	717,345	410,256	474,074	63,818	129,048	68,698	1,350	40,891	46,875		46,875	
C	Radford Industries	N	Radford Industries	16	3	02/27/19	05/28/19	Jul-20	75,634	104,387	72,090	56,442	(15,648)	2,575		1,125	500	46,495		46,495	
C	Radford Industries	N Total		16	3	02/27/19	05/28/19	Jul-20	75,634	104,387	72,090	56,442	(15,648)	2,575		1,125	500	46,495		46,495	
C	Radford Industries Total			16	3	02/27/19	05/28/19	Jul-20	75,634	104,387	72,090	56,442	(15,648)	2,575	1,125	500	46,495		46,495		
C	Hurley And Rossano	N	Hurley And Rossano	38	9	12/29/17	12/12/19	Jul-20	509,700	633,789	378,321	483,504	105,183	114,827	15,487	(1)	7,531	19,970		19,970	
C	Hurley And Rossano	N Total		38	9	12/29/17	12/12/19	Jul-20	509,700	633,789	378,321	483,504	105,183	114,827	15,487	(1)	7,531	19,970		19,970	
C	Hurley And Rossano	Y	Hurley And Rossano	1	-	03/02/20	03/02/20	Jul-20	40,000	46,000	40,000	19,664	(20,336)			100	8,032	26,436		26,436	
C	Hurley And Rossano	Y Total		1	-	03/02/20	03/02/20	Jul-20	40,000	46,000	40,000	19,664	(20,336)			100	8,032	26,436		26,436	
C	Hurley And Rossano Total			39	9	12/29/17	03/02/20	Jul-20	549,700	679,789	418,321	503,169	84,847	114,827	15,487	99	15,563	46,406		46,406	
C	360 Global Logistics	N	360 Global Logistics	14	1	05/15/19	07/31/19	Jul-20	92,175	120,093	83,688	73,705	(9,983)	8,267		8,200	1,425	46,322		46,322	
C	360 Global Logistics	N Total		14	1	05/15/19	07/31/19	Jul-20	92,175	120,093	83,688	73,705	(9,983)	8,267		8,200	1,425	46,322		46,322	

Securities and Exchange Commission, Plaintiff,
 v.
 Complete Business Solutions Group, Inc. d/b/a Par Funding et. al., Defendants.
 CASE NO. 9:20-cv-81205
 UNITED STATES DISTRICT COURT
 SOUTHERN DISTRICT OF FLORIDA

Category C - Detail of CBSG MCA Suites Activity for the period from 2012 through July 27, 2020

Source: MCA Suites										Total Advances and Repayments per MCA Suites		Cash Advances and Repayments per MCA Suites			Transactional Data per MCA Suites				A/R Balance (Note 10)		
Category (Note 1)	Merchant Grouping (Note 11)	Funded After 01/01/20	Merchant Name (Note 8)	Total # of Deals (Note 2)	Deals with Reioad (Note 3)	First Funding Date (Note 12)	Last Funding Date (Note 12)	Month of Last Payment (Note 13)	Advance Amount (Note 4)	Payback (Note 5)	Net Cash Advanced (Note 6)	Total Cash Repayments (Note 7)	E = D-C	Total Reload (Note 9)	Total Write-off (Note 8)	Total Fee (Note 8)	Total Collections 06/2020-07/27/2020 (Note 7)	Active A/R	Default A/R	Total A/R	
																					A
C	360 Global Logistics Total			14	1	05/15/19	07/31/19	Jul-20	92,175	120,093	83,688	73,705	(9,983)	8,267		8,200	1,425	46,322		46,322	
C	Funderburk Farms N		Funderburk Farms	2	1	08/14/19	12/17/19	Jul-20	70,000	94,000	56,635	51,538	(6,097)	12,465		1,500	3,500	31,497		31,497	
C	Funderburk Farms N Total			2	1	08/14/19	12/17/19	Jul-20	70,000	94,000	56,635	51,538	(6,097)	12,465		1,500	3,500	31,497		31,497	
C	Funderburk Farms Y		Funderburk Farms	1	-	01/24/20	01/24/20	Jul-20	15,000	19,950	15,000	5,695	(9,306)			525	3,500	14,781		14,781	
C	Funderburk Farms Y Total			1	-	01/24/20	01/24/20	Jul-20	15,000	19,950	15,000	5,695	(9,306)			525	3,500	14,781		14,781	
C	Funderburk Farms Total			3	1	08/14/19	01/24/20	Jul-20	85,000	113,950	71,635	57,233	(14,403)	12,465		2,025	7,000	46,278		46,278	
C	Thalia Capos N		Thalia Capos	2	-	08/15/19	10/10/19	Oct-19	60,000	78,600	59,065	78,600	19,535								
C	Thalia Capos N Total			2	-	08/15/19	10/10/19	Oct-19	60,000	78,600	59,065	78,600	19,535								
C	Thalia Capos Y		Thalia Capos	3	2	01/22/20	06/12/20	Jul-20	135,000	162,758	89,991	73,234	(16,758)	43,474			29,199	46,050		46,050	
C	Thalia Capos Y Total			3	2	01/22/20	06/12/20	Jul-20	135,000	162,758	89,991	73,234	(16,758)	43,474			29,199	46,050		46,050	
C	Thalia Capos Total			5	2	08/15/19	06/12/20	Jul-20	195,000	241,358	149,056	151,834	2,777	43,474			29,199	46,050		46,050	
C	L and S Architects N		L and S Architects	8	6	08/11/16	07/25/18	Dec-18	270,654	353,811	180,209	263,565	83,357	90,445		200					
C	L and S Architects N Total			8	6	08/11/16	07/25/18	Dec-18	270,654	353,811	180,209	263,565	83,357	90,445		200					
C	L and S Architects Y		L and S Architects	2	-	01/27/20	03/05/20	Jul-20	95,000	119,800	50,014	73,940	23,926				13,900	45,860		45,860	
C	L and S Architects Y Total			2	-	01/27/20	03/05/20	Jul-20	95,000	119,800	50,014	73,940	23,926				13,900	45,860		45,860	
C	L and S Architects Total			10	6	08/11/16	03/05/20	Jul-20	365,654	473,611	230,223	337,505	107,283	90,445		200	13,900	45,860		45,860	
C	Zenk Inc Y		Zenk Inc (Schewe Tile and Flooring)	2	1	03/12/20	06/29/20	Jul-20	75,000	89,250	70,042	38,675	(31,367)	4,958		75	20,495	45,692		45,692	
C	Zenk Inc Y Total			2	1	03/12/20	06/29/20	Jul-20	75,000	89,250	70,042	38,675	(31,367)	4,958		75	20,495	45,692		45,692	
C	Zenk Inc Total			2	1	03/12/20	06/29/20	Jul-20	75,000	89,250	70,042	38,675	(31,367)	4,958		75	20,495	45,692		45,692	
C	Premiere Exterior Solutions N		Premiere Exterior Solutions	2	1	12/27/19	12/27/19	Feb-20	22,534	28,771	21,499	21,789	290	7,750				(768)		(768)	
C	Premiere Exterior Solutions N Total			2	1	12/27/19	12/27/19	Feb-20	22,534	28,771	21,499	21,789	290	7,750				(768)		(768)	
C	Premiere Exterior Solutions Y		Premiere Exterior Solutions	13	-	01/03/20	03/20/20	Jul-20	102,466	135,130	94,681	95,143	461		5,575	13,200	45,562		45,562		
C	Premiere Exterior Solutions Y Total			13	-	01/03/20	03/20/20	Jul-20	102,466	135,130	94,681	95,143	461		5,575	13,200	45,562		45,562		
C	Premiere Exterior Solutions Total			15	1	12/27/19	03/20/20	Jul-20	125,000	163,900	116,180	116,932	752	7,750		5,575	13,200	44,793		44,793	
C	Fezziwigs Sweet Shoppe N		Fezziwigs Sweet Shoppe	6	6	08/21/17	01/29/19	Jul-20	179,432	258,466	121,550	161,029	39,479	55,932		2,400	2,000	44,255		44,255	
C	Fezziwigs Sweet Shoppe N Total			12	6	08/21/17	01/29/19	Jul-20	179,432	258,466	121,550	161,029	39,479	55,932		2,400	2,000	44,255		44,255	
C	Fezziwigs Sweet Shoppe Total			12	6	08/21/17	01/29/19	Jul-20	179,432	258,466	121,550	161,029	39,479	55,932		2,400	2,000	44,255		44,255	
C	Vera Marketing Y		Vera Marketing	4	1	02/27/20	07/21/20	Jul-20	110,000	130,900	106,792	79,889	(26,903)	3,173	4,205		59,262	43,633		43,633	
C	Vera Marketing Y Total			4	1	02/27/20	07/21/20	Jul-20	110,000	130,900	106,792	79,889	(26,903)	3,173	4,205		59,262	43,633		43,633	
C	Vera Marketing Total			4	1	02/27/20	07/21/20	Jul-20	110,000	130,900	106,792	79,889	(26,903)	3,173	4,205		59,262	43,633		43,633	
C	Euro Flooring N		Euro Flooring	16	3	01/22/18	12/11/18	Jul-20	463,750	657,776	381,407	542,000	160,593	78,640		5,025	3,750	42,161		42,161	
C	Euro Flooring N Total			16	3	01/22/18	12/11/18	Jul-20	463,750	657,776	381,407	542,000	160,593	78,640		5,025	3,750	42,161		42,161	
C	Euro Flooring Total			16	3	01/22/18	12/11/18	Jul-20	463,750	657,776	381,407	542,000	160,593	78,640		5,025	3,750	42,161		42,161	
C	Victors Die Cutting N		Victors Die Cutting	41	9	10/20/17	12/13/19	Feb-20	449,787	575,448	304,164	389,611	85,447	162,429	23,408			(0)		(0)	
C	Victors Die Cutting N Total			41	9	10/20/17	12/13/19	Feb-20	449,787	575,448	304,164	389,611	85,447	162,429	23,408			(0)		(0)	
C	Victors Die Cutting Y		Victors Die Cutting	2	1	01/24/20	02/18/20	Jul-20	98,123	121,673	40,000	64,121	24,121		175	31,063	41,917		41,917		
C	Victors Die Cutting Y Total			2	1	01/24/20	02/18/20	Jul-20	98,123	121,673	40,000	64,121	24,121		175	31,063	41,917		41,917		
C	Victors Die Cutting Total			43	10	10/20/17	02/18/20	Jul-20	547,910	697,121	344,164	453,732	109,568	178,239	23,408	175	31,063	41,917		41,917	
C	Its A Deal Y		Its A Deal	2	1	02/25/20	07/23/20	Jul-20	60,000	71,400	50,053	20,363	(29,690)	9,387		7,363	41,650		41,650		
C	Its A Deal Y Total			2	1	02/25/20	07/23/20	Jul-20	60,000	71,400	50,053	20,363	(29,690)	9,387		7,363	41,650		41,650		
C	Its A Deal Total			2	1	02/25/20	07/23/20	Jul-20	60,000	71,400	50,053	20,363	(29,690)	9,387		7,363	41,650		41,650		
C	Audiowerx Y		Awerx Holdings	13	1	03/05/20	06/15/20	Jul-20	117,622	156,540	98,150	97,702	(447)	18,473			24,135	40,365		40,365	
C	Audiowerx Y Total			13	1	03/05/20	06/15/20	Jul-20	117,622	156,540	98,150	97,702	(447)	18,473			24,135	40,365		40,365	
C	Audiowerx Total			13	1	03/05/20	06/15/20	Jul-20	117,622	156,540	98,150	97,702	(447)	18,473			24,135	40,365		40,365	
C	Ricciardi Enterprises N		Ricciardi Enterprises	27	3	07/17/19	12/26/19	Mar-20	298,307	391,765	228,308	286,200	57,892	36,840	65,961	(3,689)		(925)		(925)	
C	Ricciardi Enterprises N Total			27	3	07/17/19	12/26/19	Mar-20	298,307	391,765	228,308	286,200	57,892	36,840	65,961	(3,689)		(925)		(925)	
C	Ricciardi Enterprises Y		Ricciardi Enterprises	3	1	01/02/20	03/12/20	Jul-20	130,685	168,925	85,595	119,653	34,058	8,250		39,536	41,022		41,022		
C	Ricciardi Enterprises Y Total			3	1	01/02/20	03/12/20	Jul-20	130,685	168,925	85,595	119,653	34,058	8,250		39,536	41,022		41,022		
C	Ricciardi Enterprises Total			30	4	07/17/19	03/12/20	Jul-20	428,993	560,690	313,903	405,853	91,950	45,090	65,961	(3,689)	39,536	40,097		40,097	
C	Blue Water BBQ Company N		Blue Water BBQ Company	20	3	05/16/19	09/12/19	Jul-20	83,771	110,301	81,913	69,213	(12,699)	1,573		500	75	40,014		40,014	
C	Blue Water BBQ Company N Total			20	3	05/16/19	09/12/19	Jul-20	83,771	110,301	81,913	69,213	(12,699)	1,573		500	75	40,014		40,014	
C	Blue Water BBQ Company Total			20	3	05/16/19	09/12/19	Jul-20	83,771	110,301	81,913	69,213	(12,699)	1,573		500	75	40,014		40,014	
C	Chatham Gravel Driveway and Repair N		Chatham Gravel Driveway and Repair	4	1	12/18/19	12/31/19	Mar-20	22,103	29,289	21,068	30,145	9,076	7,548				(8,403)		(8,403)	
C	Chatham Gravel Driveway and Repair N Total			4	1	12/18/19	12/31/19	Mar-20	22,103	29,289	21,068	30,145	9,076	7,548				(8,403)		(8,403)	
C	Chatham Gravel Driveway and Repair Y		Chatham Gravel Driveway and Repair	21	-	01/08/20	07/23/20	Jul-20	106,652	136,353	99,104	88,828									

Securities and Exchange Commission, Plaintiff,
v.
Complete Business Solutions Group, Inc. d/b/a Par Funding et. al., Defendants.
CASE NO. 9:20-cv-81205
UNITED STATES DISTRICT COURT
SOUTHERN DISTRICT OF FLORIDA

Category C - Detail of CBSG MCA Suites Activity for the period from 2012 through July 27, 2020

Source: MCA Suites										Total Advances and Repayments per MCA Suites		Cash Advances and Repayments per MCA Suites			Transactional Data per MCA Suites				A/R Balance (Note 10)		
Category (Note 1)	Merchant Grouping (Note 11)	Funded After 01/01/20	Merchant Name (Note 8)	Total # of Deals (Note 2)	Deals with Reioad (Note 3)	First Funding Date (Note 12)	Last Funding Date (Note 12)	Month of Last Payment (Note 13)	Advance Amount (Note 4)	Payback (Note 5)	Net Cash Advanced (Note 6)	Total Cash Repayments (Note 7)	Net Cash Surplus (Deficit)	Total Reioad (Note 9)	Total Write-off (Note 8)	Total Fee (Note 8)	Total Collections 06/2020-07/27/2020 (Note 7)	Active A/R	Default A/R	Total A/R	
																					A
C	Chatham Gravel Driveway and Repair	Y Total		21	-	01/08/20	07/23/20	Jul-20	106,652	136,353	99,104	88,828	(10,276)				19,389	47,525		47,525	
C	Chatham Gravel Driveway and Repair Total			25	1	12/18/19	07/23/20	Jul-20	128,756	165,642	120,172	118,972	(1,200)	7,548			19,389	39,122		39,122	
C	DBX Logistics	Y	DBX Logistics	2	1	02/07/20	07/08/20	Jul-20	55,000	78,750	49,153	36,750	(12,403)	3,597		225	13,148	38,628		38,628	
C	DBX Logistics Total	Y Total		2	1	02/07/20	07/08/20	Jul-20	55,000	78,750	49,153	36,750	(12,403)	3,597		225	13,148	38,628		38,628	
C	Just Black Top	N	Just Black Top	18	1	05/15/15	10/06/17	Jul-20	140,880	207,209	115,046	147,170	32,124	22,540	1,050		800	38,549		38,549	
C	Just Black Top Total	N Total		18	1	05/15/15	10/06/17	Jul-20	140,880	207,209	115,046	147,170	32,124	22,540	1,050		800	38,549		38,549	
C	Sean Harvey Wholesale	N	Sean Harvey Wholesale	17	2	07/30/19	11/06/19	Jul-20	216,773	288,243	215,403	250,666	35,263	-		825	1,750	38,403		38,403	
C	Sean Harvey Wholesale Total	N Total		17	2	07/30/19	11/06/19	Jul-20	216,773	288,243	215,403	250,666	35,263	-		825	1,750	38,403		38,403	
C	Henry Jackson Racing Engines	N	Henry Jackson Racing Engines	22	1	04/18/19	12/27/19	Jan-20	41,850	56,997	35,504	41,985	6,481	22,677	6,046	1,075		(12,636)		(12,636)	
C	Henry Jackson Racing Engines Total	N Total		22	1	04/18/19	12/27/19	Jan-20	41,850	56,997	35,504	41,985	6,481	22,677	6,046	1,075		(12,636)		(12,636)	
C	Henry Jackson Racing Engines	Y	Henry Jackson Racing Engines	4	-	01/03/20	01/15/20	Jul-20	49,360	66,636	26,683	16,548	(10,135)			525	100	50,613		50,613	
C	Henry Jackson Racing Engines Total	Y Total		4	-	01/03/20	01/15/20	Jul-20	49,360	66,636	26,683	16,548	(10,135)			525	100	50,613		50,613	
C	Randy Weaver Agency	N	Randy Weaver Agency	45	9	11/05/18	12/19/19	Jul-20	298,279	381,085	213,193	258,606	45,414	84,517			14,350	37,961		37,961	
C	Randy Weaver Agency Total	N Total		45	9	11/05/18	12/19/19	Jul-20	298,279	381,085	213,193	258,606	45,414	84,517			14,350	37,961		37,961	
C	Bissetts Quality Pro Painting	N	Bissetts Quality Pro Painting	4	1	10/25/18	12/24/18	Jul-20	94,435	122,872	86,484	85,843	(641)	4,917	5,475	1,250		37,588		37,588	
C	Bissetts Quality Pro Painting Total	N Total		4	1	10/25/18	12/24/18	Jul-20	94,435	122,872	86,484	85,843	(641)	4,917	5,475	1,250		37,588		37,588	
C	Wayne Westbrook	N	Wayne Westbrook	27	8	08/29/17	12/03/19	Mar-20	275,775	368,792	168,691	249,829	81,138	72,704	46,259			-		-	
C	Wayne Westbrook Total	N Total		27	8	08/29/17	12/03/19	Mar-20	275,775	368,792	168,691	249,829	81,138	72,704	46,259			-		-	
C	Wayne Westbrook	Y	Wayne Westbrook	2	1	03/11/20	07/23/20	Jul-20	55,000	69,850	31,716	23,283	(8,433)			10,848	37,306		37,306		
C	Wayne Westbrook Total	Y Total		2	1	03/11/20	07/23/20	Jul-20	55,000	69,850	31,716	23,283	(8,433)			10,848	37,306		37,306		
C	Pearl City	N	Pearl City	20	1	05/13/19	12/31/19	Jul-20	164,412	218,186	138,120	186,604	48,484	5,900	1,775	4,217	11,305		11,305		
C	Pearl City Total	N Total		20	1	05/13/19	12/31/19	Jul-20	164,412	218,186	138,120	186,604	48,484	5,900	1,775	4,217	11,305		11,305		
C	Nicole Sancibrian CPA	N	Nicole Sancibrian CPA	5	5	05/21/19	11/04/19	Mar-20	132,500	176,550	75,033	104,224	29,191	72,326			-		-		
C	Nicole Sancibrian CPA Total	N Total		5	5	05/21/19	11/04/19	Mar-20	132,500	176,550	75,033	104,224	29,191	72,326			-		-		
C	Nicole Sancibrian CPA	Y	Nicole Sancibrian CPA	2	1	03/10/20	05/05/20	Jul-20	92,000	128,800	32,115	55,542	23,427	36,260			29,743	36,998		36,998	
C	Nicole Sancibrian CPA Total	Y Total		2	1	03/10/20	05/05/20	Jul-20	92,000	128,800	32,115	55,542	23,427	36,260			29,743	36,998		36,998	
C	Hayes Business Solutions	N	Hayes Business Solutions	14	2	10/16/19	12/31/19	Jul-20	86,701	113,197	79,431	115,713	36,282	13,714	3,000		4,108	(13,231)		(13,231)	
C	Hayes Business Solutions Total	N Total		14	2	10/16/19	12/31/19	Jul-20	86,701	113,197	79,431	115,713	36,282	13,714	3,000		4,108	(13,231)		(13,231)	
C	Hayes Business Solutions	Y	Hayes Business Solutions	6	-	01/08/20	07/13/20	Jul-20	40,269	53,463	32,754	3,743	(29,011)				3,743	49,719		49,719	
C	Hayes Business Solutions Total	Y Total		6	-	01/08/20	07/13/20	Jul-20	40,269	53,463	32,754	3,743	(29,011)				3,743	49,719		49,719	
C	Bomb Chelle	Y	Bomb Chelle	3	2	03/11/20	07/01/20	Jul-20	99,000	114,850	69,365	48,822	(20,543)				24,572	36,428		36,428	
C	Bomb Chelle Total	Y Total		3	2	03/11/20	07/01/20	Jul-20	99,000	114,850	69,365	48,822	(20,543)				24,572	36,428		36,428	
C	Love Lush Lashes	N	Love Lush Lashes	43	10	08/02/18	10/21/19	Jul-20	137,451	188,651	87,151	103,212	16,060	38,524	11,490	950	2,050	36,375		36,375	
C	Love Lush Lashes Total	N Total		43	10	08/02/18	10/21/19	Jul-20	137,451	188,651	87,151	103,212	16,060	38,524	11,490	950	2,050	36,375		36,375	
C	G and J Contractors	Y	G and J Contractors	10	3	02/13/20	07/14/20	Jul-20	123,640	162,714	93,721	98,260	4,539	28,354		150	25,707	36,250		36,250	

Securities and Exchange Commission, Plaintiff,
v.
Complete Business Solutions Group, Inc. d/b/a Par Funding et. al., Defendants.
CASE NO. 9:20-cv-81205
UNITED STATES DISTRICT COURT
SOUTHERN DISTRICT OF FLORIDA

Category C - Detail of CBSG MCA Suites Activity for the period from 2012 through July 27, 2020

Source: MCA Suites		Total Advances and Repayments per MCA Suites						Cash Advances and Repayments per MCA Suites			Transactional Data per MCA Suites				A/R Balance (Note 10)					
Category (Note 1)	Merchant Grouping (Note 11)	Funded After 01/01/20	Merchant Name (Note 8)	Total # of Deals (Note 2)	Deals with Reioad (Note 3)	First Funding Date (Note 12)	Last Funding Date (Note 12)	Month of Last Payment (Note 13)	A	B	C	D	E = D-C	F	G	H	I	J	K	L = J+K
									Advance Amount (Note 4)	Payback (Note 5)	Net Cash Advanced (Note 6)	Total Cash Repayments (Note 7)	Net Cash Surplus (Deficit)	Total Reioad (Note 9)	Total Write-off (Note 8)	Total Fee (Note 8)	Total Collections 06/2020-07/27/2020 (Note 7)	Active A/R	Default A/R	Total A/R
C	G and J Contractors	Y Total		10	3	02/13/20	07/14/20	Jul-20	123,640	162,714	93,721	98,260	4,539	28,354		150	25,707	36,250	36,250	
C	G and J Contractors Total			10	3	02/13/20	07/14/20	Jul-20	123,640	162,714	93,721	98,260	4,539	28,354		150	25,707	36,250	36,250	
C	Familia Insurance Solutions	Y	Familia Insurance Solutions	3	2	03/10/20	07/01/20	Jul-20	100,000	122,750	65,485	53,668	(11,817)	32,945			27,103	36,137	36,137	
C	Familia Insurance Solutions Total	Y Total		3	2	03/10/20	07/01/20	Jul-20	100,000	122,750	65,485	53,668	(11,817)	32,945			27,103	36,137	36,137	
C	TGCB Holdings	N	TGCB Holdings	3	1	12/03/18	05/31/19	Jul-20	215,000	313,250	206,728	278,763	72,035	1,538		3,025	17,000	35,975	35,975	
C	TGCB Holdings Total	N Total		3	1	12/03/18	05/31/19	Jul-20	215,000	313,250	206,728	278,763	72,035	1,538		3,025	17,000	35,975	35,975	
C	The Open Window Project	N	The Open Window Project	1	-	06/10/19	06/10/19	Nov-19	40,000	52,800	39,005	52,800	13,795							
C	The Open Window Project Total	N Total		1	-	06/10/19	06/10/19	Nov-19	40,000	52,800	39,005	52,800	13,795							
C	The Open Window Project	Y	The Open Window Project	2	1	02/03/20	06/17/20	Jul-20	90,000	109,500	80,040	64,150	(15,890)	9,925		75	22,000	35,500	35,500	
C	The Open Window Project Total	Y Total		2	1	02/03/20	06/17/20	Jul-20	90,000	109,500	80,040	64,150	(15,890)	9,925		75	22,000	35,500	35,500	
C	Falls Park Realty	N	Falls Park Realty	1	-	06/28/19	06/28/19	Oct-19	15,000	20,850	14,965	20,850	5,885							
C	Falls Park Realty Total	N Total		1	-	06/28/19	06/28/19	Oct-19	15,000	20,850	14,965	20,850	5,885							
C	Falls Park Realty	Y	Falls Park Realty	5	1	01/21/20	07/22/20	Jul-20	60,728	85,662	53,001	44,718	(8,284)	5,797		225	17,612	35,373	35,373	
C	Falls Park Realty Total	Y Total		5	1	01/21/20	07/22/20	Jul-20	60,728	85,662	53,001	44,718	(8,284)	5,797		225	17,612	35,373	35,373	
C	Crescent Pipe and Supply	N	Crescent Pipe and Supply	10	6	07/20/17	12/20/19	Jul-20	631,265	816,058	454,565	609,407	154,842	171,844		525	13,223	35,332	35,332	
C	Crescent Pipe and Supply Total	N Total		10	6	07/20/17	12/20/19	Jul-20	631,265	816,058	454,565	609,407	154,842	171,844		525	13,223	35,332	35,332	
C	Fashion Bag and Gifts (Elaine Zhu)	Y	Fashion Bag and Gifts (Elaine Zhu)	2	1	05/13/20	07/15/20	Jul-20	40,000	53,200	32,794	11,458	(21,336)	6,706			9,283	35,036	35,036	
C	Fashion Bag and Gifts (Elaine Zhu) Total	Y Total		2	1	05/13/20	07/15/20	Jul-20	40,000	53,200	32,794	11,458	(21,336)	6,706			9,283	35,036	35,036	
C	Powers Gates and Lighting	N	Powers Gates and Lighting	4	1	12/17/19	12/31/19	Feb-20	30,447	40,004	29,412	40,780	11,368	6,200			(1,977)	(1,977)	(1,977)	
C	Powers Gates and Lighting Total	N Total		4	1	12/17/19	12/31/19	Feb-20	30,447	40,004	29,412	40,780	11,368	6,200			(1,977)	(1,977)	(1,977)	
C	Alamo Analytical Laboratories	Y	Alamo Analytical Laboratories	2	1	02/10/20	07/03/20	Jul-20	55,000	76,450	48,283	35,908	(12,375)	5,967		175	14,190	34,750	34,750	
C	Alamo Analytical Laboratories Total	Y Total		2	1	02/10/20	07/03/20	Jul-20	55,000	76,450	48,283	35,908	(12,375)	5,967		175	14,190	34,750	34,750	
C	Commercial Kitchen and Bath	N	Commercial Kitchen and Bath	12	2	06/28/19	09/13/19	Jul-20	77,570	103,070	77,385	72,850	(4,536)	-		4,325	4,000	34,545	34,545	
C	Commercial Kitchen and Bath Total	N Total		12	2	06/28/19	09/13/19	Jul-20	77,570	103,070	77,385	72,850	(4,536)	-		4,325	4,000	34,545	34,545	
C	Good For Less	N	Good For Less	2	1	07/26/19	10/03/19	Jan-20	55,000	73,300	31,293	37,408	6,115	21,233		75	-	-	-	
C	Good For Less Total	N Total		2	1	07/26/19	10/03/19	Jan-20	55,000	73,300	31,293	37,408	6,115	21,233		75	-	-	-	
C	Borregos Guitars and Music Supply	N	Borregos Guitars and Music Supply	14	1	09/24/18	12/17/18	Jul-20	88,000	123,200	63,000	67,156	4,156	23,907		2,000	3,800	34,137	34,137	
C	Borregos Guitars and Music Supply Total	N Total		14	1	09/24/18	12/17/18	Jul-20	88,000	123,200	63,000	67,156	4,156	23,907		2,000	3,800	34,137	34,137	

Securities and Exchange Commission, Plaintiff,
v.
Complete Business Solutions Group, Inc. d/b/a Par Funding et. al., Defendants.
CASE NO. 9:20-cv-81205
UNITED STATES DISTRICT COURT
SOUTHERN DISTRICT OF FLORIDA

Category C - Detail of CBSG MCA Suites Activity for the period from 2012 through July 27, 2020

Source: MCA Suites										Total Advances and Repayments per MCA Suites		Cash Advances and Repayments per MCA Suites			Transactional Data per MCA Suites				A/R Balance (Note 10)		
Category (Note 1)	Merchant Grouping (Note 11)	Funded After 01/01/20	Merchant Name (Note 8)	Total # of Deals (Note 2)	Deals with Releod (Note 3)	First Funding Date (Note 12)	Last Funding Date (Note 12)	Month of Last Payment (Note 13)	Advance Amount (Note 4)	Payback (Note 5)	C	D	E = D-C	F	G	H	I	J	K	L = J+K	
																					Net Cash Advanced (Note 6)
C	Pikanhas Restaurant Group	N	Pikanhas Restaurant Group	26	5	10/11/18	10/16/19	Feb-20	185,000	247,420	138,916	187,512	48,596	60,508	600			0		0	
C	Pikanhas Restaurant Group	N Total		26	5	10/11/18	10/16/19	Feb-20	185,000	247,420	138,916	187,512	48,596	60,508	600			0		0	
C	Pikanhas Restaurant Group	Y	Pikanhas Restaurant Group	2	-	01/23/20	02/24/20	Jul-20	32,000	42,750	16,541	9,657	(6,884)		900			33,993		33,993	
C	Pikanhas Restaurant Group	Y Total		2	-	01/23/20	02/24/20	Jul-20	32,000	42,750	16,541	9,657	(6,884)		900			33,993		33,993	
C	Pikanhas Restaurant Group Total			28	5	10/11/18	02/24/20	Jul-20	217,000	290,170	155,457	197,170	41,712	60,508	1,500			33,993		33,993	
C	DK Energy	Y	DK Energy	2	1	02/06/20	06/03/20	Jul-20	135,000	160,650	128,480	120,765	(7,715)	6,450	525			37,815		33,960	
C	DK Energy	Y Total		2	1	02/06/20	06/03/20	Jul-20	135,000	160,650	128,480	120,765	(7,715)	6,450	525			37,815		33,960	
C	DK Energy Total			2	1	02/06/20	06/03/20	Jul-20	135,000	160,650	128,480	120,765	(7,715)	6,450	525			37,815		33,960	
C	Yucatan Nv Holding	N	Yucatan Nv Holding	4	1	12/21/18	03/29/19	Jun-20	50,637	64,813	41,405	29,432	(11,973)	7,697		6,050			33,735	33,735	
C	Yucatan Nv Holding	N Total		4	1	12/21/18	03/29/19	Jun-20	50,637	64,813	41,405	29,432	(11,973)	7,697		6,050			33,735	33,735	
C	Yucatan Nv Holding Total			4	1	12/21/18	03/29/19	Jun-20	50,637	64,813	41,405	29,432	(11,973)	7,697		6,050			33,735	33,735	
C	Chris Jordan Exteriors	Y	Chris Jordan Exteriors	4	1	02/20/20	07/06/20	Jul-20	66,347	94,022	41,189	49,779	8,590	11,429	900	25,365		33,714		33,714	
C	Chris Jordan Exteriors	Y Total		4	1	02/20/20	07/06/20	Jul-20	66,347	94,022	41,189	49,779	8,590	11,429	900	25,365		33,714		33,714	
C	Chris Jordan Exteriors Total			4	1	02/20/20	07/06/20	Jul-20	66,347	94,022	41,189	49,779	8,590	11,429	900	25,365		33,714		33,714	
C	Stromer LLC	Y	Stromer LLC	2	1	01/15/20	07/09/20	Jul-20	47,000	65,330	32,313	18,454	(13,859)	13,412		6,556		33,464		33,464	
C	Stromer LLC	Y Total		2	1	01/15/20	07/09/20	Jul-20	47,000	65,330	32,313	18,454	(13,859)	13,412		6,556		33,464		33,464	
C	Stromer LLC Total			2	1	01/15/20	07/09/20	Jul-20	47,000	65,330	32,313	18,454	(13,859)	13,412		6,556		33,464		33,464	
C	Kings Kastle	N	Kings Kastle	3	2	11/23/18	10/03/19	Jan-20	132,420	177,791	98,153	145,624	47,471	32,167							
C	Kings Kastle	N Total		3	2	11/23/18	10/03/19	Jan-20	132,420	177,791	98,153	145,624	47,471	32,167							
C	Kings Kastle	Y	Kings Kastle	1	-	02/21/20	02/21/20	Jul-20	50,000	65,000	50,000	31,845	(18,355)				16,818		33,355	33,355	
C	Kings Kastle	Y Total		1	-	02/21/20	02/21/20	Jul-20	50,000	65,000	50,000	31,845	(18,355)				16,818		33,355	33,355	
C	Kings Kastle Total			4	2	11/23/18	02/21/20	Jul-20	182,420	242,791	148,153	177,269	29,116	32,167			16,818		33,355	33,355	
C	The Learning Place (Burnshaw Inc)	N	The Learning Place (Burnshaw Inc)	17	11	07/28/16	11/11/19	Feb-20	431,184	566,563	276,677	402,300	125,623	93,620	72,093	1,450					
C	The Learning Place (Burnshaw Inc)	N Total		17	11	07/28/16	11/11/19	Feb-20	431,184	566,563	276,677	402,300	125,623	93,620	72,093	1,450					
C	The Learning Place (Burnshaw Inc)	Y	The Learning Place (Burnshaw Inc)	1	-	02/04/20	02/04/20	Jul-20	50,000	64,500	35,313	31,495	(3,818)		225	1,250		33,230		33,230	
C	The Learning Place (Burnshaw Inc)	Y Total		1	-	02/04/20	02/04/20	Jul-20	50,000	64,500	35,313	31,495	(3,818)		225	1,250		33,230		33,230	
C	The Learning Place (Burnshaw Inc) Total			18	11	07/28/16	02/04/20	Jul-20	481,184	631,063	311,989	433,795	121,806	93,620	72,093	1,675	1,250		33,230	33,230	
C	APC Maintenance	N	APC Maintenance	20	1	07/03/19	10/30/19	Jul-20	84,632	111,103	77,522	71,852	(5,670)	7,000	850	125		33,101		33,101	
C	APC Maintenance	N Total		20	1	07/03/19	10/30/19	Jul-20	84,632	111,103	77,522	71,852	(5,670)	7,000	850	125		33,101		33,101	
C	APC Maintenance Total			20	1	07/03/19	10/30/19	Jul-20	84,632	111,103	77,522	71,852	(5,670)	7,000	850	125		33,101		33,101	
C	Kingline Sports	N	Kingline Sports	25	1	07/29/19	12/30/19	Mar-20	128,704	171,001	122,274	173,757	51,483	6,200	5,000			(3,956)	(3,956)		
C	Kingline Sports	N Total		25	1	07/29/19	12/30/19	Mar-20	128,704	171,001	122,274	173,757	51,483	6,200	5,000			(3,956)	(3,956)		
C	Kingline Sports	Y	Kingline Sports	4	-	01/06/20	07/06/20	Jul-20	62,930	75,356	62,860	38,635	(24,225)				11,364		36,721	36,721	
C	Kingline Sports	Y Total		4	-	01/06/20	07/06/20	Jul-20	62,930	75,356	62,860	38,635	(24,225)				11,364		36,721	36,721	
C	Kingline Sports Total			29	1	07/29/19	07/06/20	Jul-20	191,635	246,357	185,135	212,392	27,257	6,200	5,000		11,364		32,765	32,765	
C	Sobedentist Com	N	Sobedentist Com	17	2	04/01/19	10/21/19	Jan-20	120,055	157,428	99,215	110,205	10,990	32,003	15,295	75		(0)	(0)		
C	Sobedentist Com	N Total		17	2	04/01/19	10/21/19	Jan-20	120,055	157,428	99,215	110,205	10,990	32,003	15,295	75		(0)	(0)		
C	Sobedentist Com	Y	Sobedentist Com	1	-	01/27/20	01/27/20	Jul-20	60,000	78,000	32,757	45,330	12,573			14,500		32,670	32,670		
C	Sobedentist Com	Y Total		1	-	01/27/20	01/27/20	Jul-20	60,000	78,000	32,757	45,330	12,573			14,500		32,670	32,670		
C	Sobedentist Com Total			18	2	04/01/19	01/27/20	Jul-20	180,055	235,428	131,972	155,535	23,563	32,003	15,295	75	14,500		32,670	32,670	
C	OP Holdings (OP Management)	N	OP Holdings (OP Management)	5	2	07/12/19	08/21/19	Jul-20	179,057	229,880	175,057	200,087	25,030		2,675	20,500		32,469		32,469	
C	OP Holdings (OP Management)	N Total		5	2	07/12/19	08/21/19	Jul-20	179,057	229,880	175,057	200,087	25,030		2,675	20,500		32,469		32,469	
C	OP Holdings (OP Management) Total			5	2	07/12/19	08/21/19	Jul-20	179,057	229,880	175,057	200,087	25,030		2,675	20,500		32,469		32,469	
C	CNC Warehousing	N	CNC Warehousing	12	4	04/12/19	11/08/19	Dec-19	267,850	355,105	189,915	229,076	39,161	90,366	35,738	75		(0)	(0)		
C	CNC Warehousing	N Total		12	4	04/12/19	11/08/19	Dec-19	267,850	355,105	189,915	229,076	39,161	90,366	35,738	75		(0)	(0)		
C	CNC Warehousing	Y	CNC Warehousing	3	1	01/03/20	06/29/20	Jul-20	140,000	181,500	66,140	125,519	59,379	24,006	225	35,500		32,200		32,200	
C	CNC Warehousing	Y Total		3	1	01/03/20	06/29/20	Jul-20	140,000	181,500	66,140	125,519	59,379								

Securities and Exchange Commission, Plaintiff,
v.
Complete Business Solutions Group, Inc. d/b/a Par Funding et. al., Defendants.
CASE NO. 9:20-cv-81205
UNITED STATES DISTRICT COURT
SOUTHERN DISTRICT OF FLORIDA

Category C - Detail of CBSG MCA Suites Activity for the period from 2012 through July 27, 2020

Source: MCA Suites										Total Advances and Repayments per MCA Suites		Cash Advances and Repayments per MCA Suites			Transactional Data per MCA Suites				A/R Balance (Note 10)		
Category (Note 1)	Merchant Grouping (Note 11)	Funded After 01/01/20	Merchant Name (Note 8)	Total # of Deals (Note 2)	Deals with Reload (Note 3)	First Funding Date (Note 12)	Last Funding Date (Note 12)	Month of Last Payment (Note 13)	Advance Amount (Note 4)	Payback (Note 5)	Net Cash Advanced (Note 6)	Total Cash Repayments (Note 7)	E = D-C	Total Reload (Note 9)	Total Write-off (Note 8)	Total Fee (Note 8)	Total Collections 06/2020-07/27/2020 (Note 7)	Active A/R	Default A/R	Total A/R	
																					A
C	Salmon Construction			4	2	03/03/20	07/24/20	Jul-20	82,894	98,778	54,781	38,806	(15,975)	27,894			18,406	32,078		32,078	
C	China House Restaurant (KL Three Star)	N	China House Restaurant (KL Three Star)	11	-	10/18/19	12/27/19	Jan-20	26,210	36,169	25,960	38,640	12,680					(2,471)		(2,471)	
C	China House Restaurant (KL Three Star)	N Total		11	-	10/18/19	12/27/19	Jan-20	26,210	36,169	25,960	38,640	12,680					(2,471)		(2,471)	
C	China House Restaurant (KL Three Star)	Y	China House Restaurant (KL Three Star)	4	1	01/03/20	06/09/20	Jul-20	66,790	88,471	46,364	33,922	(12,443)	20,426			15,961	34,123		34,123	
C	China House Restaurant (KL Three Star)	Y Total		4	1	01/03/20	06/09/20	Jul-20	66,790	88,471	46,364	33,922	(12,443)	20,426			15,961	34,123		34,123	
C	China House Restaurant (KL Three Star) Total			15	1	10/18/19	06/09/20	Jul-20	93,000	124,640	72,324	72,562	238	20,426			15,961	31,652		31,652	
C	Joy Reinhardt (Ellies Tap and Vine)	Y	Joy Reinhardt (Ellies Tap and Vine)	11	2	01/21/20	06/12/20	Jul-20	69,818	90,484	46,210	36,576	(9,634)	22,823	150	7,064	31,236			31,236	
C	Joy Reinhardt (Ellies Tap and Vine)	Y Total		11	2	01/21/20	06/12/20	Jul-20	69,818	90,484	46,210	36,576	(9,634)	22,823	150	7,064	31,236			31,236	
C	Joy Reinhardt (Ellies Tap and Vine) Total			11	2	01/21/20	06/12/20	Jul-20	69,818	90,484	46,210	36,576	(9,634)	22,823	150	7,064	31,236			31,236	
C	Northstar Property Management	Y	Northstar Property Management	3	2	02/11/20	05/27/20	Jul-20	82,000	107,380	66,051	61,165	(4,885)	15,014			19,382	31,200		31,200	
C	Northstar Property Management	Y Total		3	2	02/11/20	05/27/20	Jul-20	82,000	107,380	66,051	61,165	(4,885)	15,014			19,382	31,200		31,200	
C	Northstar Property Management Total			3	2	02/11/20	05/27/20	Jul-20	82,000	107,380	66,051	61,165	(4,885)	15,014			19,382	31,200		31,200	
C	MB Jewelry Group	Y	MB Jewelry Group	2	1	02/24/20	06/09/20	Jul-20	65,000	87,500	40,930	34,550	(6,380)	22,220	75	16,695	30,805			30,805	
C	MB Jewelry Group	Y Total		2	1	02/24/20	06/09/20	Jul-20	65,000	87,500	40,930	34,550	(6,380)	22,220	75	16,695	30,805			30,805	
C	MB Jewelry Group Total			2	1	02/24/20	06/09/20	Jul-20	65,000	87,500	40,930	34,550	(6,380)	22,220	75	16,695	30,805			30,805	
C	MJK Diesel Machinery	N	MJK Diesel Machinery	1	1	12/19/19	12/19/19	May-20	35,000	48,650	33,950	29,798	(4,152)	18,852			-			-	
C	MJK Diesel Machinery	N Total		1	1	12/19/19	12/19/19	May-20	35,000	48,650	33,950	29,798	(4,152)	18,852			-			-	
C	MJK Diesel Machinery	Y	MJK Diesel Machinery	1	-	05/21/20	05/21/20	Jul-20	35,000	43,750	15,148	13,346	(1,802)		400	10,500	30,804			30,804	
C	MJK Diesel Machinery	Y Total		1	-	05/21/20	05/21/20	Jul-20	35,000	43,750	15,148	13,346	(1,802)		400	10,500	30,804			30,804	
C	MJK Diesel Machinery Total			2	1	12/19/19	05/21/20	Jul-20	70,000	92,400	49,098	43,144	(5,954)	18,852	400	10,500	30,804			30,804	
C	Semi Pac	N	Semi Pac	22	2	04/16/19	10/25/19	Jul-20	250,000	330,900	199,069	253,819	54,749	48,202	1,800	4,000	30,680			30,680	
C	Semi Pac	N Total		22	2	04/16/19	10/25/19	Jul-20	250,000	330,900	199,069	253,819	54,749	48,202	1,800	4,000	30,680			30,680	
C	Semi Pac Total			22	2	04/16/19	10/25/19	Jul-20	250,000	330,900	199,069	253,819	54,749	48,202	1,800	4,000	30,680			30,680	
C	Woodtex of South Carolina	Y	Woodtex of South Carolina	2	1	01/15/20	05/08/20	Jul-20	90,000	124,200	70,585	76,439	5,854	18,065	375	23,786	30,071			30,071	
C	Woodtex of South Carolina	Y Total		2	1	01/15/20	05/08/20	Jul-20	90,000	124,200	70,585	76,439	5,854	18,065	375	23,786	30,071			30,071	
C	Woodtex of South Carolina Total			2	1	01/15/20	05/08/20	Jul-20	90,000	124,200	70,585	76,439	5,854	18,065	375	23,786	30,071			30,071	
C	David A Kavanagh DDS	N	David A Kavanagh DDS	12	1	04/19/19	11/27/19	Jul-20	193,833	271,366	171,936	221,961	50,025	20,047	525	15,293	29,883			29,883	
C	David A Kavanagh DDS	N Total		12	1	04/19/19	11/27/19	Jul-20	193,833	271,366	171,936	221,961	50,025	20,047	525	15,293	29,883			29,883	
C	David A Kavanagh DDS Total			12	1	04/19/19	11/27/19	Jul-20	193,833	271,366	171,936	221,961	50,025	20,047	525	15,293	29,883			29,883	
C	LA Design and Build	N	LA Design and Build	1	1	09/09/19	09/09/19	Jan-20	30,000	41,700	29,100	27,875	(1,225)	14,050	225		-			-	
C	LA Design and Build	N Total		1	1	09/09/19	09/09/19	Jan-20	30,000	41,700	29,100	27,875	(1,225)	14,050	225		-			-	
C	LA Design and Build	Y	LA Design and Build	1	-	01/08/20	01/08/20	Jul-20	40,000	55,600	25,200	26,879	1,679	1,050	3,200	29,771			29,771		
C	LA Design and Build	Y Total		1	-	01/08/20	01/08/20	Jul-20	40,000	55,600	25,200	26,879	1,679	1,050	3,200	29,771			29,771		
C	LA Design and Build Total			2	1	09/09/19	01/08/20	Jul-20	70,000	97,300	54,300	54,754	454	14,050	1,275	3,200	29,771			29,771	
C	Miami Groceries	N	Miami Groceries	5	1	12/11/19	12/31/19	Jul-20	25,520	33,902	24,735	32,857	8,122	3,100	2,375	375	321			321	
C	Miami Groceries	N Total		5	1	12/11/19	12/31/19	Jul-20	25,520	33,902	24,735	32,857	8,122	3,100	2,375	375	321			321	
C	Miami Groceries	Y	Miami Groceries	12	-	01/08/20	03/18/20	Jul-20	28,871	37,876	25,736	8,986	(16,740)	300	375	29,179			29,179		
C	Miami Groceries	Y Total		12	-	01/08/20	03/18/20	Jul-20	28,871	37,876	25,736	8,986	(16,740)	300	375	29,179			29,179		
C	Miami Groceries Total			17	1	12/11/19	03/18/20	Jul-20	54,391	71,778	50,471	41,853	(8,618)	3,100	2,675	750	29,500			29,500	
C	Nolls Office Furniture	N	Nolls Office Furniture	25	6	10/12/18	12/30/19	Mar-20	436,481	579,666	268,634	387,607	118,973	119,061	84,885	675	(11,212)			(11,212)	
C	Nolls Office Furniture	N Total		25	6	10/12/18	12/30/19	Mar-20	436,481	579,666	268,634	387,607	118,973	119,061	84,885	675	(11,212)			(11,212)	

Securities and Exchange Commission, Plaintiff,
v.
Complete Business Solutions Group, Inc. d/b/a Par Funding et. al., Defendants.
CASE NO. 9:20-cv-81205
UNITED STATES DISTRICT COURT
SOUTHERN DISTRICT OF FLORIDA

Category C - Detail of CMSG MCA Suites Activity for the period from 2012 through July 27, 2020

Source: MCA Suites										Total Advances and Repayments per MCA Suites		Cash Advances and Repayments per MCA Suites			Transactional Data per MCA Suites				A/R Balance (Note 10)		
Category (Note 1)	Merchant Grouping (Note 11)	Funded After 01/01/20	Merchant Name (Note 8)	Total # of Deals (Note 2)	Deals with Relead (Note 3)	First Funding Date (Note 12)	Last Funding Date (Note 12)	Month of Last Payment (Note 13)	Advance Amount (Note 4)	Payback (Note 5)	Net Cash Advanced (Note 6)	Total Cash Repayments (Note 7)	E = D-C Net Cash Surplus (Deficit)	F Total Relead (Note 9)	G Total Write-off (Note 8)	H Total Fee (Note 8)	I Total Collections 06/2020-07/27/2020 (Note 7)	J Active A/R	K Default A/R	L = J+K Total A/R	
																					A
C	NoIts Office Furniture	Y	NoIts Office Furniture	4	-	01/06/20	03/24/20	Jul-20	48,899	59,924	8,305	19,600	11,295			375	16,000	40,699		40,699	
C	NoIts Office Furniture	Y Total		4	-	01/06/20	03/24/20	Jul-20	48,899	59,924	8,305	19,600	11,295			375	16,000	40,699		40,699	
C	NoIts Office Furniture Total			29	6	10/12/18	03/24/20	Jul-20	485,380	639,591	276,939	407,207	130,268	119,061	84,885	1,050	16,000	29,487		29,487	
C	Rolling Door and Loading Dock Services	Y	Rolling Door and Loading Dock Services	2	1	01/27/20	07/03/20	Jul-20	65,000	91,100	58,630	57,465	(1,165)	4,170			17,155	29,465		29,465	
C	Rolling Door and Loading Dock Services	Y Total		2	1	01/27/20	07/03/20	Jul-20	65,000	91,100	58,630	57,465	(1,165)	4,170			17,155	29,465		29,465	
C	Rolling Door and Loading Dock Services Total			2	1	01/27/20	07/03/20	Jul-20	65,000	91,100	58,630	57,465	(1,165)	4,170			17,155	29,465		29,465	
C	Scoters 4 Rent	N	Scoters 4 Rent	18	4	12/12/16	10/29/19	Jul-20	208,913	281,507	132,519	179,152	46,633	74,276	1,375	2,148	29,455			29,455	
C	Scoters 4 Rent	N Total		18	4	12/12/16	10/29/19	Jul-20	208,913	281,507	132,519	179,152	46,633	74,276	1,375	2,148	29,455			29,455	
C	Scoters 4 Rent Total			18	4	12/12/16	10/29/19	Jul-20	208,913	281,507	132,519	179,152	46,633	74,276	1,375	2,148	29,455			29,455	
C	PJC Construction	N	PJC Construction	5	3	06/19/19	12/19/19	Jul-20	125,000	164,950	95,017	112,512	17,495	27,933	975	750	25,480			25,480	
C	PJC Construction	N Total		5	3	06/19/19	12/19/19	Jul-20	125,000	164,950	95,017	112,512	17,495	27,933	975	750	25,480			25,480	
C	PJC Construction	Y	PJC Construction	1	-	02/03/20	02/03/20	Jul-20	15,000	18,600	14,550	14,850	300		75	750	3,825			3,825	
C	PJC Construction	Y Total		1	-	02/03/20	02/03/20	Jul-20	15,000	18,600	14,550	14,850	300		75	750	3,825			3,825	
C	PJC Construction Total			6	3	06/19/19	02/03/20	Jul-20	140,000	183,550	109,567	127,362	17,795	27,933	1,050	1,500	29,305			29,305	
C	Suzanne Rae	N	Suzanne Rae	22	7	09/20/18	12/03/19	Jan-20	163,994	214,777	124,671	153,742	29,071	63,586	2,550		(0)			(0)	
C	Suzanne Rae	N Total		22	7	09/20/18	12/03/19	Jan-20	163,994	214,777	124,671	153,742	29,071	63,586	2,550		(0)			(0)	
C	Suzanne Rae	Y	Suzanne Rae	2	-	01/22/20	02/20/20	Jul-20	75,000	94,650	50,703	65,941	15,238		450	22,509	29,159			29,159	
C	Suzanne Rae	Y Total		2	-	01/22/20	02/20/20	Jul-20	75,000	94,650	50,703	65,941	15,238		450	22,509	29,159			29,159	
C	Suzanne Rae Total			24	7	09/20/18	02/20/20	Jul-20	238,994	309,427	175,374	219,683	44,309	63,586	3,000	22,509	29,159			29,159	
C	SS Construction and Drilling	N	SS Construction and Drilling	2	1	09/27/19	12/16/19	Jul-20	113,900	153,765	78,500	91,100	12,600	33,900	250	7,450	29,015			29,015	
C	SS Construction and Drilling	N Total		2	1	09/27/19	12/16/19	Jul-20	113,900	153,765	78,500	91,100	12,600	33,900	250	7,450	29,015			29,015	
C	SS Construction and Drilling Total			2	1	09/27/19	12/16/19	Jul-20	113,900	153,765	78,500	91,100	12,600	33,900	250	7,450	29,015			29,015	
C	Alert Response Security Protection	N	Alert Response Security Protection	7	3	11/20/18	11/27/19	May-20	110,100	154,590	96,953	142,493	45,540	12,248	150		-			-	
C	Alert Response Security Protection	N Total		7	3	11/20/18	11/27/19	May-20	110,100	154,590	96,953	142,493	45,540	12,248	150		-			-	
C	Alert Response Security Protection	Y	Alert Response Security Protection	3	1	03/16/20	07/16/20	Jul-20	50,000	62,500	46,750	30,250	(16,500)	3,250		15,375	29,000			29,000	
C	Alert Response Security Protection	Y Total		3	1	03/16/20	07/16/20	Jul-20	50,000	62,500	46,750	30,250	(16,500)	3,250		15,375	29,000			29,000	
C	Alert Response Security Protection Total			10	4	11/20/18	07/16/20	Jul-20	160,100	217,090	143,703	172,743	29,040	15,498	150	15,375	29,000			29,000	
C	Binsanity LLC	N	Binsanity LLC	6	1	11/27/19	12/31/19	Mar-20	22,658	30,588	22,258	32,627	10,369	19,107			(21,147)			(21,147)	
C	Binsanity LLC	N Total		6	1	11/27/19	12/31/19	Mar-20	22,658	30,588	22,258	32,627	10,369	19,107			(21,147)			(21,147)	
C	Binsanity LLC	Y	Binsanity LLC	8	1	01/08/20	03/17/20	Jul-20	58,093	74,200	32,308	18,010	(14,298)		375	1,350	49,923			49,923	
C	Binsanity LLC	Y Total		8	1	01/08/20	03/17/20	Jul-20	58,093	74,200	32,308	18,010	(14,298)		375	1,350	49,923			49,923	
C	Binsanity LLC Total			14	2	11/27/19	03/17/20	Jul-20	80,750	104,788	54,566	50,637	(3,928)	25,750	375	1,350	28,776			28,776	
C	Mdconsultingny	Y	Erica Patrice Breining (Mdconsultingny)	2	1	03/03/20	07/24/20	Jul-20	36,500	48,710	28,725	13,577	(15,148)	6,415			6,811	28,718		28,718	
C	Mdconsultingny	Y Total		2	1	03/03/20	07/24/20	Jul-20	36,500	48,710	28,725	13,577	(15,148)	6,415			6,811	28,718		28,718	
C	Mdconsultingny Total			2	1	03/03/20	07/24/20	Jul-20	36,500	48,710	28,725	13,577	(15,148)	6,415			6,811	28,718		28,718	
C	Dave Leech Construction	Y	Dave Leech Construction	4	1	03/18/20	07/21/20	Jul-20	55,102	77,702	46,779	43,229	(3,550)	5,964			26,828	28,508		28,508	
C	Dave Leech Construction	Y Total		4	1	03/18/20	07/21/20	Jul-20	55,102	77,702	46,779	43,229	(3,550)	5,964			26,828	28,508		28,508	
C	Dave Leech Construction Total			4	1	03/18/20	07/21/20	Jul-20	55,102	77,702	46,779	43,229	(3,550)	5,964			26,828	28,508		28,508	
C	Vantage Electric	N	Vantage Electric	7	1	11/14/19	12/26/19	Feb-20	18,664	25,569	18,364	26,876	8,512	5,730			(7,036)			(7,036)	
C	Vantage Electric	N Total		7	1	11/14/19	12/26/19	Feb-20	18,664	25,569	18,364	26,876	8,512	5,730			(7,036)			(7,036)	
C	Vantage Electric	Y	Vantage Electric	14	1	01/02/20	07/17/20	Jul-20	63,514	87,117	47,973	43,174	(4,799)	8,428		16,851	35,515			35,515	
C	Vantage Electric	Y Total		14	1	01/02/20	07/17/20	Jul-20	63,514	87,117	47,973	43,174	(4,799)	8,428		16,851	35,515			35,515	
C	Vantage Electric Total			21	2	11/14/19	07/17/20	Jul-20	82,177	112,687	66,337	70,050	3,713	14,158		16,851	28,479			28,479	
C	Smith Adult Family Home	Y	Smith Adult Family Home	17	1	01/17/20	06/19/20	Jul-20	63,994	84,892	57,226	50,029	(7,197)	6,468		75	15,698	28,470		28,470	
C	Smith Adult Family Home	Y Total		17	1	01/17/20	06/19/20	Jul-20	63,994	84,892	57,226	50,029	(7,197)	6,468		75	15,698	28,470		28,470	
C	Smith Adult Family Home Total			17	1	01/17/20	06/19/20	Jul-20	63,994	84,892	57,226	50,029	(7,197)	6,468		75	15,698	28,470		28,470	
C	Bas Construction	Y	Bas Construction	3	1	03/16/20	07/01/20	Jul-20	47,000	61,670	40,808	27,626	(13,182)	5,712			16,440	28,332		28,332	
C	Bas Construction	Y Total		3	1	03/16/20	07/01/20	Jul-20	47,000	61,670	40,808	27,626	(13,182)	5,712			16,440	28,332		28,332	
C	Bas Construction Total			3	1	03/16/20	07/01/20	Jul-20	47,000	61,670	40,808	27,626	(13,182)	5,712			16,440	28,332		28,332	

Securities and Exchange Commission, Plaintiff,
v.
Complete Business Solutions Group, Inc. d/b/a Par Funding et. al., Defendants.
CASE NO. 9:20-cv-81205
UNITED STATES DISTRICT COURT
SOUTHERN DISTRICT OF FLORIDA

Category C - Detail of CBSG MCA Suites Activity for the period from 2012 through July 27, 2020

Source: MCA Suites										Total Advances and Repayments per MCA Suites		Cash Advances and Repayments per MCA Suites			Transactional Data per MCA Suites				A/R Balance (Note 10)		
Category (Note 1)	Merchant Grouping (Note 11)	Funded After 01/01/20	Merchant Name (Note 8)	Total # of Deals (Note 2)	Deals with Reioad (Note 3)	First Funding Date (Note 12)	Last Funding Date (Note 12)	Month of Last Payment (Note 13)	Advance Amount (Note 4)	Payback (Note 5)	Net Cash Advanced (Note 6)	Total Cash Repayments (Note 7)	E = D-C Net Cash Surplus (Deficit)	F Total Reload (Note 9)	G Total Write-off (Note 8)	H Total Fee (Note 8)	I Total Collections 06/2020-07/27/2020 (Note 7)	J Active A/R	K Default A/R	L = J+K Total A/R	
																					A
C	C and A Daycare and Preschool	N	C and A Daycare and Preschool	2	1	09/23/19	09/23/19	Jan-20	25,000	34,400	24,715	28,720	4,005	5,755		75		-		-	
C	C and A Daycare and Preschool	N Total		2	1	09/23/19	09/23/19	Jan-20	25,000	34,400	24,715	28,720	4,005	5,755		75		-		-	
C	C and A Daycare and Preschool	Y	C and A Daycare and Preschool	2	-	01/22/20	07/02/20	Jul-20	45,000	62,150	39,210	34,475	(4,735)				8,631	27,675		27,675	
C	C and A Daycare and Preschool	Y Total		2	-	01/22/20	07/02/20	Jul-20	45,000	62,150	39,210	34,475	(4,735)				8,631	27,675		27,675	
C	C and A Daycare and Preschool Total			4	1	09/23/19	07/02/20	Jul-20	70,000	96,550	63,925	63,195	(730)	5,755		75	8,631	27,675		27,675	
C	Keen Eye Care Assisted Living	N	Keen Eye Care Assisted Living	11	9	03/16/17	12/12/19	Mar-20	153,560	211,262	81,592	127,314	45,722	67,671		16,277		0		0	
C	Keen Eye Care Assisted Living	N Total		11	9	03/16/17	12/12/19	Mar-20	153,560	211,262	81,592	127,314	45,722	67,671		16,277		0		0	
C	Keen Eye Care Assisted Living	Y	Keen Eye Care Assisted Living	3	2	01/31/20	07/16/20	Jul-20	48,000	63,800	20,780	22,146	1,366	13,990			9,596	27,664		27,664	
C	Keen Eye Care Assisted Living	Y Total		3	2	01/31/20	07/16/20	Jul-20	48,000	63,800	20,780	22,146	1,366	13,990			9,596	27,664		27,664	
C	Keen Eye Care Assisted Living Total			14	11	03/16/17	07/16/20	Jul-20	201,560	275,062	102,372	149,460	47,088	81,661	16,277		9,596	27,664		27,664	
C	Premier Auto Brokers	N	Premier Auto Brokers	1	-	10/09/19	10/09/19	Apr-20	20,000	26,200	19,400	26,200	6,800					-		-	
C	Premier Auto Brokers	N Total		1	-	10/09/19	10/09/19	Apr-20	20,000	26,200	19,400	26,200	6,800					-		-	
C	Premier Auto Brokers	Y	Premier Auto Brokers	2	1	01/08/20	06/09/20	Jul-20	60,000	83,400	43,346	40,376	(2,970)	15,920			15,315	27,105		27,105	
C	Premier Auto Brokers	Y Total		2	1	01/08/20	06/09/20	Jul-20	60,000	83,400	43,346	40,376	(2,970)	15,920			15,315	27,105		27,105	
C	Premier Auto Brokers Total			3	1	10/09/19	06/09/20	Jul-20	80,000	109,600	62,746	66,576	3,830	15,920			15,315	27,105		27,105	
C	Beacon Insurance Agency Group	N	Beacon Insurance Agency Group	13	1	03/08/19	09/06/19	Sep-19	62,485	85,055	56,700	80,795	24,095	4,485		225		0		0	
C	Beacon Insurance Agency Group	N Total		13	1	03/08/19	09/06/19	Sep-19	62,485	85,055	56,700	80,795	24,095	4,485		225		0		0	
C	Beacon Insurance Agency Group	Y	Beacon Insurance Agency Group	3	-	01/14/20	06/18/20	Jul-20	37,113	52,602	35,263	26,404	(8,858)			825	9,227	27,023		27,023	
C	Beacon Insurance Agency Group	Y Total		3	-	01/14/20	06/18/20	Jul-20	37,113	52,602	35,263	26,404	(8,858)			825	9,227	27,023		27,023	
C	Beacon Insurance Agency Group Total			16	1	03/08/19	06/18/20	Jul-20	99,598	137,657	91,963	107,199	15,236	4,485		1,050	9,227	27,023		27,023	
C	Golden Palm Dental Lab	N	Golden Palm Dental Lab	15	2	10/01/19	12/11/19	Jul-20	60,948	81,879	43,380	40,747	(2,633)	17,291		3,150	2,375	26,991		26,991	
C	Golden Palm Dental Lab	N Total		15	2	10/01/19	12/11/19	Jul-20	60,948	81,879	43,380	40,747	(2,633)	17,291		3,150	2,375	26,991		26,991	
C	Golden Palm Dental Lab Total			15	2	10/01/19	12/11/19	Jul-20	60,948	81,879	43,380	40,747	(2,633)	17,291		3,150	2,375	26,991		26,991	
C	Screenworks of Southwest	N	Screenworks of Southwest	3	3	07/11/19	12/26/19	Apr-20	100,000	119,100	65,960	77,251	11,291	41,849				-		-	
C	Screenworks of Southwest	N Total		3	3	07/11/19	12/26/19	Apr-20	100,000	119,100	65,960	77,251	11,291	41,849				-		-	
C	Screenworks of Southwest	Y	Screenworks of Southwest	1	-	04/30/20	04/30/20	Jul-20	45,000	53,100	28,858	26,338	(2,520)				17,417	26,762		26,762	
C	Screenworks of Southwest	Y Total		1	-	04/30/20	04/30/20	Jul-20	45,000	53,100	28,858	26,338	(2,520)				17,417	26,762		26,762	
C	Screenworks of Southwest Total			4	3	07/11/19	04/30/20	Jul-20	145,000	172,200	94,818	103,588	8,771	41,849			17,417	26,762		26,762	
C	Nitro AC	Y	Nitro AC	2	1	03/05/20	06/25/20	Jul-20	50,000	61,000	32,472	17,366	(15,106)	17,458		550	11,874	26,726		26,726	
C	Nitro AC	Y Total		2	1	03/05/20	06/25/20	Jul-20	50,000	61,000	32,472	17,366	(15,106)	17,458		550	11,874	26,726		26,726	
C	Nitro AC Total			2	1	03/05/20	06/25/20	Jul-20	50,000	61,000	32,472	17,366	(15,106)	17,458		550	11,874	26,726		26,726	
C	Swaran Carrier	N	Swaran Carrier	22	1	04/26/19	08/30/19	Nov-19	98,042	131,102	91,768	125,894	34,125	5,208				(0)		(0)	
C	Swaran Carrier	N Total		22	1	04/26/19	08/30/19	Nov-19	98,042	131,102	91,768	125,894	34,125	5,208				(0)		(0)	
C	Swaran Carrier	Y	Swaran Carrier	1	-	03/06/20	03/06/20	Apr-20	25,000	35,140	24,960	9,857	(15,104)			300	26,584		26,584		
C	Swaran Carrier	Y Total		1	-	03/06/20	03/06/20	Apr-20	25,000	35,140	24,960	9,857	(15,104)			300	26,584		26,584		
C	Swaran Carrier Total			23	1	04/26/19	03/06/20	Apr-20	124,042	167,242	116,728	135,750	19,022	5,208		300	26,584		26,584		
C	YLT Wholesale	N	YLT Wholesale	2	1	06/03/19	11/26/19	Mar-20	40,000	55,600	38,800	44,733	5,933	10,867				-		-	
C	YLT Wholesale	N Total		2	1	06/03/19	11/26/19	Mar-20	40,000	55,600	38,800	44,733	5,933	10,867				-		-	
C	YLT Wholesale	Y	YLT Wholesale	1	-	03/06/20	03/06/20	Jul-20	20,000	27,800	8,883	2,081	(6,802)			700	59	26,419		26,419	
C	YLT Wholesale	Y Total		1	-	03/06/20	03/06/20	Jul-20	20,000	27,800	8,883	2,081	(6,802)			700	59	26,419		26,419	
C	YLT Wholesale Total			3	1	06/03/19	03/06/20	Jul-20	60,000	83,400	47,683	46,814	(869)	10,867		700	59	26,419		26,419	
C	Flushing Back and Neck Care Center	N	Flushing Back and Neck Care Center	9	1	11/04/19	12/30/19	Jun-20	31,061	43,175	30,951	44,159	13,208	8,661			1,575	(9,645)		(9,645)	
C	Flushing Back and Neck Care Center	N Total		9	1	11/04/19	12/30/19	Jun-20	31,061	43,175	30,951	44,159	13,208	8,661			1,575	(9,645)		(9,645)	
C	Flushing Back and Neck Care Center	Y	Flushing Back and Neck Care Center	6	1	01/06/20	06/30/20	Jul-20	46,939	58,245	32,498	17,055	(15,443)	5,745		400	5,775	35,845		35,845	
C	Flushing Back and Neck Care Center	Y Total		6	1	01/06/20	06/30/20	Jul-20	46,939	58,245	32,498	17,055	(15,443)	5,745		400	5,775	35,845		35,845	
C	Flushing Back and Neck Care Center Total			15	2	11/04/19	06/30/20	Jul-20	78,000	101,420	63,449	61,214	(2,235)	14,406		400	7,350	26,200		26,200	
C	Tradeline Genit	Y	Tradeline Genit	2	1	04/17/20	07/27/20	Jul-20	30,000	40,600	27,525	12,755	(14,770)	1,775			7,430	26,070		26,070	

Securities and Exchange Commission, Plaintiff,
v.
Complete Business Solutions Group, Inc. d/b/a Par Funding et. al., Defendants.
CASE NO. 9:20-cv-81205
UNITED STATES DISTRICT COURT
SOUTHERN DISTRICT OF FLORIDA

Category C - Detail of CBSG MCA Suites Activity for the period from 2012 through July 27, 2020

Source: MCA Suites

Category (Note 1)	Merchant Grouping (Note 11)	Funded After 01/01/20	Merchant Name (Note 8)	Total # of Deals (Note 2)	Deals with Reload (Note 3)	First Funding Date (Note 12)	Last Funding Date (Note 12)	Month of Last Payment (Note 13)	Total Advances and Repayments per MCA Suites		Cash Advances and Repayments per MCA Suites			Transactional Data per MCA Suites				A/R Balance (Note 10)		
									A	B	C	D	E = D-C	F	G	H	I	J	K	L = J+K
									Advance Amount (Note 4)	Payback (Note 5)	Net Cash Advanced (Note 6)	Total Cash Repayments (Note 7)	Net Cash Surplus (Deficit)	Total Reload (Note 9)	Total Write-off (Note 8)	Total Fee (Note 8)	Total Collections 06/2020-07/27/2020 (Note 7)	Active A/R	Default A/R	Total A/R
C	Tradeline Genie	Y Total		2	1	04/17/20	07/27/20	Jul-20	30,000	40,600	27,525	12,755	(14,770)	1,775			7,430	26,070	26,070	
C	Tradeline Genie			2	1	04/17/20	07/27/20	Jul-20	30,000	40,600	27,525	12,755	(14,770)	1,775			7,430	26,070	26,070	
C	Pensacola Roofing	N	Pensacola Roofing	29	28	11/25/13	12/04/19	Jan-20	1,573,957	2,117,042	707,914	1,306,921	599,007	834,001	23,880		0	0		
C	Pensacola Roofing	N Total		29	28	11/25/13	12/04/19	Jan-20	1,573,957	2,117,042	707,914	1,306,921	599,007	834,001	23,880		0	0		
C	Pensacola Roofing	Y	Pensacola Roofing	3	2	01/27/20	06/16/20	Jul-20	50,000	69,250	30,723	1,165	13,667	1,050		10,973	25,910	25,910		
C	Pensacola Roofing	Y Total		3	2	01/27/20	06/16/20	Jul-20	50,000	69,250	30,723	1,165	13,667	1,050		10,973	25,910	25,910		
C	Pensacola Roofing			32	30	11/25/13	06/16/20	Jul-20	1,623,956	2,186,292	737,472	1,337,644	600,172	847,668	24,930		10,973	25,910		
C	RWS Builders	Y	RWS Builders	19	2	02/12/20	05/13/20	Jul-20	101,712	132,812	66,514	73,574	7,060	33,397		23,063	25,841	25,841		
C	RWS Builders	Y Total		19	2	02/12/20	05/13/20	Jul-20	101,712	132,812	66,514	73,574	7,060	33,397		23,063	25,841	25,841		
C	RWS Builders			19	2	02/12/20	05/13/20	Jul-20	101,712	132,812	66,514	73,574	7,060	33,397		23,063	25,841	25,841		
C	Pho Evergreen Bar and Grill	N	Pho Evergreen Bar and Grill	2	1	08/16/19	11/29/19	Mar-20	75,000	87,700	72,177	84,947	12,770	2,753		-	-	-		
C	Pho Evergreen Bar and Grill	N Total		2	1	08/16/19	11/29/19	Mar-20	75,000	87,700	72,177	84,947	12,770	2,753		-	-	-		
C	Pho Evergreen Bar and Grill	Y	Pho Evergreen Bar and Grill	2	1	01/09/20	03/04/20	Jun-20	48,000	57,870	38,010	22,225	(15,785)	9,920	100	500	25,825	25,825		
C	Pho Evergreen Bar and Grill	Y Total		2	1	01/09/20	03/04/20	Jun-20	48,000	57,870	38,010	22,225	(15,785)	9,920	100	500	25,825	25,825		
C	Pho Evergreen Bar and Grill			4	2	08/16/19	03/04/20	Jun-20	123,000	145,570	110,187	107,172	(3,015)	12,673	100	500	25,825	25,825		
C	MGM Cabinet Installation Service (Michael Moxley)	N	MGM Cabinet Installation Service (Michael Moxley)	3	1	12/13/19	12/27/19	Feb-20	8,763	12,094	8,763	15,026	6,262	23,490	1,500		(24,922)	(24,922)		
C	MGM Cabinet Installation Service (Michael Moxley)	N Total		3	1	12/13/19	12/27/19	Feb-20	8,763	12,094	8,763	15,026	6,262	23,490	1,500		(24,922)	(24,922)		
C	MGM Cabinet Installation Service (Michael Moxley)	Y	MGM Cabinet Installation Service (Michael Moxley)	13	-	01/03/20	06/09/20	Jul-20	65,054	84,374	41,564	33,866	(7,698)			11,463	50,508	50,508		
C	MGM Cabinet Installation Service (Michael Moxley)	Y Total		13	-	01/03/20	06/09/20	Jul-20	65,054	84,374	41,564	33,866	(7,698)			11,463	50,508	50,508		
C	MGM Cabinet Installation Service (Michael Moxley)			16	1	12/13/19	06/09/20	Jul-20	73,817	96,468	50,328	48,891	(1,436)	23,490	1,500	11,463	25,587	25,587		
C	DDA Properties LLC	Y	DDA Properties LLC	2	1	01/17/20	07/20/20	Jul-20	32,000	43,680	30,064	16,577	(13,487)	1,576		6,781	25,527	25,527		
C	DDA Properties LLC	Y Total		2	1	01/17/20	07/20/20	Jul-20	32,000	43,680	30,064	16,577	(13,487)	1,576		6,781	25,527	25,527		
C	DDA Properties LLC			2	1	01/17/20	07/20/20	Jul-20	32,000	43,680	30,064	16,577	(13,487)	1,576		6,781	25,527	25,527		
C	Wire to Water	N	Wire to Water	30	2	10/16/18	05/29/19	Jan-20	557,789	770,105	479,271	692,892	213,621	57,953	20,160	900	0	0		
C	Wire to Water	N Total		30	2	10/16/18	05/29/19	Jan-20	557,789	770,105	479,271	692,892	213,621	57,953	20,160	900	0	0		
C	Wire to Water	Y	Wire to Water	2	-	01/07/20	01/17/20	Jul-20	150,000	172,500	150,000	147,625	(2,375)			24,000	25,250	25,250		
C	Wire to Water	Y Total		2	-	01/07/20	01/17/20	Jul-20	150,000	172,500	150,000	147,625	(2,375)			24,000	25,250	25,250		
C	Wire to Water			32	2	10/16/18	01/17/20	Jul-20	707,789	942,605	629,271	840,517	211,246	57,953	20,160	1,275	24,000	25,250		
C	Smoke and Go Drive Thru	Y	Smoke and Go Drive Thru	2	1	02/21/20	06/18/20	Jul-20	40,001	53,350	35,439	24,872	(10,567)	3,962	75	10,411	24,592	24,592		
C	Smoke and Go Drive Thru	Y Total		2	1	02/21/20	06/18/20	Jul-20	40,001	53,350	35,439	24,872	(10,567)	3,962	75	10,411	24,592	24,592		
C	Smoke and Go Drive Thru			2	1	02/21/20	06/18/20	Jul-20	40,001	53,350	35,439	24,872	(10,567)	3,962	75	10,411	24,592	24,592		
C	Enterprise NW	Y	Enterprise NW	33	2	02/18/20	07/10/20	Jul-20	76,996	100,144	55,959	55,623	(336)	20,467		14,932	24,055	24,055		
C	Enterprise NW	Y Total		33	2	02/18/20	07/10/20	Jul-20	76,996	100,144	55,959	55,623	(336)	20,467		14,932	24,055	24,055		
C	Enterprise NW			33	2	02/18/20	07/10/20	Jul-20	76,996	100,144	55,959	55,623	(336)	20,467		14,932	24,055	24,055		
C	Stack Wall Manufacturing	Y	Stack Wall Manufacturing	3	2	03/12/20	07/15/20	Jul-20	50,000	64,050	32,062	22,548	(9,514)	17,553	75	9,416	24,024	24,024		
C	Stack Wall Manufacturing	Y Total		3	2	03/12/20	07/15/20	Jul-20	50,000	64,050	32,062	22,548	(9,514)	17,553	75	9,416	24,024	24,024		
C	Stack Wall Manufacturing			3	2	03/12/20	07/15/20	Jul-20	50,000	64,050	32,062	22,548	(9,514)	17,553	75	9,416	24,024	24,024		
C	Seed Burger	N	Seed Burger	2	2	10/16/19	11/29/19	Jan-20	15,000	19,850	14,700	9,211	(5,489)	10,639		0	0	0		
C	Seed Burger	N Total		2	2	10/16/19	11/29/19	Jan-20	15,000	19,850	14,700	9,211	(5,489)	10,639		0	0	0		
C	Seed Burger	Y	Seed Burger	3	-	01/03/20	02/13/20	Jul-20	31,000	41,830	20,361	20,689	327	2,850	5,605	23,991	23,991	23,991		
C	Seed Burger	Y Total		3	-	01/03/20	02/13/20	Jul-20	31,000	41,830	20,361	20,689	327	2,850	5,605	23,991	23,991	23,991		
C	Seed Burger			5	2	10/16/19	02/13/20	Jul-20	46,000	61,680	35,061	29,900	(5,161)	10,639	2,850	5,605	23,991	23,991		
C	SS Frymoyer Trucking	Y	SS Frymoyer Trucking	7	1	03/09/20	07/27/20	Jul-20	33,121	44,383	28,267	19,739	(8,528)	2,074	1,350	13,398	23,920	23,920		
C	SS Frymoyer Trucking	Y Total		7	1	03/09/20	07/27/20	Jul-20	33,121	44,383	28,267	19,739	(8,528)	2,074	1,350	13,398	23,920	23,920		
C	SS Frymoyer Trucking			7	1	03/09/20	07/27/20	Jul-20	33,121	44,383	28,267	19,739	(8,528)	2,074	1,350	13,398	23,920	23,920		
C	DL Haddock Construction Inc	Y	DL Haddock Construction Inc	3	1	03/03/20	05/20/20	Jul-20	90,000	118,800	76,845	82,785	5,940	12,356		18,655	23,660	23,660		
C	DL Haddock Construction Inc	Y Total		3	1	03/03/20	05/20/20	Jul-20	90,000	118,800	76,845	82,785	5,940	12,356		18,655	23,660	23,660		

Securities and Exchange Commission, Plaintiff,
v.
Complete Business Solutions Group, Inc. d/b/a Par Funding et. al., Defendants.
CASE NO. 9:20-cv-81205
UNITED STATES DISTRICT COURT
SOUTHERN DISTRICT OF FLORIDA

Category C - Detail of CBSG MCA Suites Activity for the period from 2012 through July 27, 2020

Source: MCA Suites										Total Advances and Repayments per MCA Suites		Cash Advances and Repayments per MCA Suites			Transactional Data per MCA Suites				A/R Balance (Note 10)		
Category (Note 1)	Merchant Grouping (Note 11)	Funded After 01/01/20	Merchant Name (Note 8)	Total # of Deals (Note 2)	Deals with Reioad (Note 3)	First Funding Date (Note 12)	Last Funding Date (Note 12)	Month of Last Payment (Note 13)	Advance Amount (Note 4)	Payback (Note 5)	Net Cash Advanced (Note 6)	Total Cash Repayments (Note 7)	E = D-C	Total Reioad (Note 9)	Total Write-off (Note 8)	Total Fee (Note 8)	Total Collections 06/2020-07/27/2020 (Note 7)	Active A/R	Default A/R	Total A/R	
																					A
C	DL Haddock Construction Inc			3	1	03/03/20	05/20/20	Jul-20	90,000	118,800	76,845	82,785	5,940	12,356			18,655	23,660		23,660	
C	B and R Accounting	N	B and R Accounting	1	-	11/26/19	11/26/19	Mar-20	30,000	37,200	29,100	37,200	8,100							-	
C	B and R Accounting	N Total		1	-	11/26/19	11/26/19	Mar-20	30,000	37,200	29,100	37,200	8,100							-	
C	B and R Accounting	Y	B and R Accounting	3	1	01/28/20	06/23/20	Jul-20	85,000	104,150	80,005	75,885	(4,120)	4,960			28,269	23,305		23,305	
C	B and R Accounting	Y Total		3	1	01/28/20	06/23/20	Jul-20	85,000	104,150	80,005	75,885	(4,120)	4,960			28,269	23,305		23,305	
C	B and R Accounting	Y Total		4	1	11/26/19	06/23/20	Jul-20	115,000	141,350	109,105	113,085	3,980	4,960			28,269	23,305		23,305	
C	Jackie E McNeill (JEM Marketing)	Y	Jackie E McNeill (JEM Marketing)	2	1	01/14/20	06/09/20	Jul-20	50,000	71,000	42,748	42,225	(523)	5,502			14,425	23,273		23,273	
C	Jackie E McNeill (JEM Marketing)	Y Total		2	1	01/14/20	06/09/20	Jul-20	50,000	71,000	42,748	42,225	(523)	5,502			14,425	23,273		23,273	
C	Jackie E McNeill (JEM Marketing)	Y Total		2	1	01/14/20	06/09/20	Jul-20	50,000	71,000	42,748	42,225	(523)	5,502			14,425	23,273		23,273	
C	RJACE Inc	N	RJACE Inc	8	1	11/08/19	12/30/19	Feb-20	52,344	71,158	51,259	72,483	21,224	1,640					(2,964)	(2,964)	
C	RJACE Inc	N Total		8	1	11/08/19	12/30/19	Feb-20	52,344	71,158	51,259	72,483	21,224	1,640					(2,964)	(2,964)	
C	RJACE Inc	Y	RJACE Inc	12	-	01/03/20	03/13/20	Jul-20	72,656	99,072	71,016	72,100	1,084	1,056	275		15,000	26,190		26,190	
C	RJACE Inc	Y Total		12	-	01/03/20	03/13/20	Jul-20	72,656	99,072	71,016	72,100	1,084	1,056	275		15,000	26,190		26,190	
C	RJACE Inc	Y Total		20	1	11/08/19	03/13/20	Jul-20	125,000	170,230	122,275	144,583	22,308	1,640	1,056	275	15,000	23,226		23,226	
C	Washington Property Management	N	Washington Property Management	11	4	06/12/15	11/23/18	Jul-20	203,082	274,836	172,355	227,760	55,405	27,482	3,575		400	23,169		23,169	
C	Washington Property Management	N Total		11	4	06/12/15	11/23/18	Jul-20	203,082	274,836	172,355	227,760	55,405	27,482	3,575		400	23,169		23,169	
C	Washington Property Management	Y Total		11	4	06/12/15	11/23/18	Jul-20	203,082	274,836	172,355	227,760	55,405	27,482	3,575		400	23,169		23,169	
C	Grobari Inc	Y	Grobari Inc	2	-	01/23/20	07/14/20	Jul-20	35,000	45,650	24,568	22,503	(2,065)				1,653	23,147		23,147	
C	Grobari Inc	Y Total		2	-	01/23/20	07/14/20	Jul-20	35,000	45,650	24,568	22,503	(2,065)				1,653	23,147		23,147	
C	Grobari Inc	Y Total		2	-	01/23/20	07/14/20	Jul-20	35,000	45,650	24,568	22,503	(2,065)				1,653	23,147		23,147	
C	Kentuckiana Restoration Services	N	Kentuckiana Restoration Services	36	8	04/18/14	12/23/19	Feb-20	1,187,402	1,378,692	1,090,092	1,261,595	171,503	80,042	37,205	150		(0)		(0)	
C	Kentuckiana Restoration Services	N Total		36	8	04/18/14	12/23/19	Feb-20	1,187,402	1,378,692	1,090,092	1,261,595	171,503	80,042	37,205	150		(0)		(0)	
C	Kentuckiana Restoration Services	Y	Kentuckiana Restoration Services	2	1	03/02/20	05/27/20	Jul-20	150,000	172,500	134,667	134,167	(500)	15,333			34,500	23,000		23,000	
C	Kentuckiana Restoration Services	Y Total		2	1	03/02/20	05/27/20	Jul-20	150,000	172,500	134,667	134,167	(500)	15,333			34,500	23,000		23,000	
C	Kentuckiana Restoration Services	Y Total		38	9	04/18/14	05/27/20	Jul-20	1,337,402	1,551,192	1,224,758	1,395,761	171,003	95,376	37,205	150	34,500	23,000		23,000	
C	Plumboss Inc 4	N	Plumboss Inc 4	12	1	05/10/19	07/26/19	Jul-20	21,800	30,520	21,800	30,896	9,096	199	575	1,450		(0)		(0)	
C	Plumboss Inc 4	N Total		12	1	05/10/19	07/26/19	Jul-20	21,800	30,520	21,800	30,896	9,096	199	575	1,450		(0)		(0)	
C	Plumboss Inc 4	Y	Plumboss Inc 4	1	-	07/10/20	07/10/20	Jul-20	20,000	25,800	19,800	2,814	(16,986)				22,986			22,986	
C	Plumboss Inc 4	Y Total		1	-	07/10/20	07/10/20	Jul-20	20,000	25,800	19,800	2,814	(16,986)				22,986			22,986	
C	Plumboss Inc 4	Y Total		13	1	05/10/19	07/10/20	Jul-20	41,800	56,320	41,600	33,710	(7,890)	199	575	4,264	22,986			22,986	
C	BTK Concrete Construction	Y	BTK Concrete Construction	2	1	04/02/20	07/13/20	Jul-20	32,000	45,120	26,945	18,894	(8,051)	3,384			10,223	22,842		22,842	
C	BTK Concrete Construction	Y Total		2	1	04/02/20	07/13/20	Jul-20	32,000	45,120	26,945	18,894	(8,051)	3,384			10,223	22,842		22,842	
C	BTK Concrete Construction	Y Total		2	1	04/02/20	07/13/20	Jul-20	32,000	45,120	26,945	18,894	(8,051)	3,384			10,223	22,842		22,842	
C	Ilgase LLC	N	Ilgase LLC	11	8	04/25/16	12/17/19	Jul-20	287,600	393,291	160,522	247,767	87,245	123,164	450		5,522	22,811		22,811	
C	Ilgase LLC	N Total		11	8	04/25/16	12/17/19	Jul-20	287,600	393,291	160,522	247,767	87,245	123,164	450		5,522	22,811		22,811	
C	Ilgase LLC	Y Total		11	8	04/25/16	12/17/19	Jul-20	287,600	393,291	160,522	247,767	87,245	123,164	450		5,522	22,811		22,811	
C	Law Offices of Eugene Tinar	N	Law Offices of Eugene Tinar	30	16	10/01/13	12/18/19	Feb-20	328,949	436,526	253,516	333,276	79,760	102,514	4,112	3,375		0		0	
C	Law Offices of Eugene Tinar	N Total		30	16	10/01/13	12/18/19	Feb-20	328,949	436,526	253,516	333,276	79,760	102,514	4,112	3,375		0		0	
C	Law Offices of Eugene Tinar	Y	Law Offices of Eugene Tinar	3	1	02/06/20	07/20/20	Jul-20	74,306	95,855	37,000	56,196	19,196	8,514	8,766	300	8,052	22,679		22,679	
C	Law Offices of Eugene Tinar	Y Total		3	1	02/06/20	07/20/20	Jul-20	74,306	95,855	37,000	56,196	19,196	8,514	8,766	300	8,052	22,679		22,679	
C	Law Offices of Eugene Tinar	Y Total		33	17	10/01/13	07/20/20	Jul-20	403,255	532,381	290,516	389,472	98,956	111,028	12,877	3,675	8,052	22,679		22,679	
C	Salda Group	Y	Salda Group	2	1	04/30/20	06/04/20	Jul-20	65,000	80,600	44,559	37,554	(7,004)	20,371			28,254	22,674		22,674	
C	Salda Group	Y Total		2	1	04/30/20	06/04/20	Jul-20	65,000	80,600	44,559	37,554	(7,004)	20,371			28,254	22,674		22,674	
C	Salda Group	Y Total		2	1	04/30/20	06/04/20	Jul-20	65,000	80,600	44,559	37,554	(7,004)	20,371			28,254	22,674		22,674	
C	Ultrasound Diagnostics	Y	Ultrasound Diagnostics	2	-	05/19/20	07/21/20	Jul-20	32,000	38,800	25,133	16,190	(8,943)				14,990	22,610		22,610	

Securities and Exchange Commission, Plaintiff,
v.
Complete Business Solutions Group, Inc. d/b/a Par Funding et. al., Defendants.
CASE NO. 9:20-cv-81205
UNITED STATES DISTRICT COURT
SOUTHERN DISTRICT OF FLORIDA

Category C - Detail of CBSG MCA Suites Activity for the period from 2012 through July 27, 2020

Source: MCA Suites										Total Advances and Repayments per MCA Suites		Cash Advances and Repayments per MCA Suites			Transactional Data per MCA Suites				A/R Balance (Note 10)		
Category (Note 1)	Merchant Grouping (Note 11)	Funded After 01/01/20	Merchant Name (Note 8)	Total # of Deals (Note 2)	Deals with Reload (Note 3)	First Funding Date (Note 12)	Last Funding Date (Note 12)	Month of Last Payment (Note 13)	Advance Amount (Note 4)	Payback (Note 5)	Net Cash Advanced (Note 6)	Total Cash Repayments (Note 7)	E = D-C	Total Reload (Note 9)	Total Write-off (Note 8)	Total Fee (Note 8)	Total Collections 06/2020-07/27/2020 (Note 7)	Active A/R	Default A/R	Total A/R	
																					A
C	Ultrasound Diagnostics	Y Total		2	-	05/19/20	07/21/20	Jul-20	32,000	38,800	25,133	16,190	(8,943)				14,990	22,610		22,610	
C	Ultrasound Diagnostics Total			2	-	05/19/20	07/21/20	Jul-20	32,000	38,800	25,133	16,190	(8,943)				14,990	22,610		22,610	
C	MJB Transport	N	MJB Transport	12	2	08/15/19	12/31/19	Mar-20	77,000	98,450	63,122	74,563	11,442	24,037		150		0		0	
C	MJB Transport	Y Total		12	2	08/15/19	12/31/19	Mar-20	77,000	98,450	63,122	74,563	11,442	24,037		150		0		0	
C	MJB Transport	N	MJB Transport	1	-	03/06/20	03/06/20	Jul-20	25,000	31,000	14,592	9,350	(5,241)			675	50	22,325		22,325	
C	MJB Transport	Y Total		1	-	03/06/20	03/06/20	Jul-20	25,000	31,000	14,592	9,350	(5,241)			675	50	22,325		22,325	
C	MJB Transport Total			13	2	08/15/19	03/06/20	Jul-20	102,000	129,450	77,713	83,914	6,200	24,037		825	50	22,325		22,325	
C	Krave Kobe Burger Grill	Y	Krave Kobe Burger Grill	3	1	02/03/20	03/03/20	Jul-20	49,000	61,810	38,986	29,522	(9,464)				11,140	22,274		22,274	
C	Krave Kobe Burger Grill	Y Total		3	1	02/03/20	03/03/20	Jul-20	49,000	61,810	38,986	29,522	(9,464)				11,140	22,274		22,274	
C	Krave Kobe Burger Grill Total			3	1	02/03/20	03/03/20	Jul-20	49,000	61,810	38,986	29,522	(9,464)				11,140	22,274		22,274	
C	S&G Corrugated Packaging	N	S&G Corrugated Packaging	8	2	07/15/16	11/08/18	Jul-20	128,101	185,096	94,875	139,863	44,988	28,346		5,350	4,656	22,238		22,238	
C	S&G Corrugated Packaging	N Total		8	2	07/15/16	11/08/18	Jul-20	128,101	185,096	94,875	139,863	44,988	28,346		5,350	4,656	22,238		22,238	
C	S&G Corrugated Packaging Total			8	2	07/15/16	11/08/18	Jul-20	128,101	185,096	94,875	139,863	44,988	28,346		5,350	4,656	22,238		22,238	
C	ELA Tool Company	N	ELA Tool Company	15	1	09/20/19	12/27/19	May-20	39,389	53,175	39,089	57,752	18,662	5,834		2,500		(7,911)		(7,911)	
C	ELA Tool Company	N Total		15	1	09/20/19	12/27/19	May-20	39,389	53,175	39,089	57,752	18,662	5,834		2,500		(7,911)		(7,911)	
C	ELA Tool Company	Y	ELA Tool Company	10	-	01/03/20	06/05/20	Jul-20	28,366	38,294	22,531	8,783	(13,748)			525	6,196	30,036		30,036	
C	ELA Tool Company	Y Total		10	-	01/03/20	06/05/20	Jul-20	28,366	38,294	22,531	8,783	(13,748)			525	6,196	30,036		30,036	
C	ELA Tool Company Total			25	1	09/20/19	06/05/20	Jul-20	67,755	91,469	61,620	66,534	4,914	5,834		3,025	6,196	22,125		22,125	
C	RL Automotive	Y	RL Automotive	2	1	02/25/20	06/30/20	Jul-20	35,600	48,684	30,663	22,256	(8,407)				9,049	22,091		22,091	
C	RL Automotive	Y Total		2	1	02/25/20	06/30/20	Jul-20	35,600	48,684	30,663	22,256	(8,407)				9,049	22,091		22,091	
C	RL Automotive Total			2	1	02/25/20	06/30/20	Jul-20	35,600	48,684	30,663	22,256	(8,407)				9,049	22,091		22,091	
C	Monney LLC	Y	Monney LLC	2	1	02/28/20	06/26/20	Jul-20	35,000	46,850	26,955	16,929	(10,026)			8,010		21,911		21,911	
C	Monney LLC	Y Total		2	1	02/28/20	06/26/20	Jul-20	35,000	46,850	26,955	16,929	(10,026)			8,010		21,911		21,911	
C	Monney LLC Total			2	1	02/28/20	06/26/20	Jul-20	35,000	46,850	26,955	16,929	(10,026)			8,010		21,911		21,911	
C	Stevens Delivery Systems	N	Stevens Delivery Systems	29	2	06/27/19	12/24/19	Jul-20	233,925	288,156	208,615	252,463	43,848	25,000		11,150	5,680	21,843		21,843	
C	Stevens Delivery Systems	N Total		29	2	06/27/19	12/24/19	Jul-20	233,925	288,156	208,615	252,463	43,848	25,000		11,150	5,680	21,843		21,843	
C	Stevens Delivery Systems Total			29	2	06/27/19	12/24/19	Jul-20	233,925	288,156	208,615	252,463	43,848	25,000		11,150	5,680	21,843		21,843	
C	Dino and Jerry	Y	Uncle Vinnies Comedy Club (Dino and Jerry)	2	1	05/05/20	07/16/20	Jul-20	27,000	38,300	20,217	10,332	(9,884)				7,432	21,684		21,684	
C	Dino and Jerry	Y Total		2	1	05/05/20	07/16/20	Jul-20	27,000	38,300	20,217	10,332	(9,884)				7,432	21,684		21,684	
C	Dino and Jerry Total			2	1	05/05/20	07/16/20	Jul-20	27,000	38,300	20,217	10,332	(9,884)				7,432	21,684		21,684	
C	Doerr Construction	N	Doerr Construction	7	1	11/27/19	12/31/19	Feb-20	42,802	58,367	42,167	63,387	21,220			4,000		(12,986)		(12,986)	
C	Doerr Construction	N Total		7	1	11/27/19	12/31/19	Feb-20	42,802	58,367	42,167	63,387	21,220			4,000		(12,986)		(12,986)	
C	Doerr Construction	Y	Doerr Construction	21	-	01/08/20	06/02/20	Jul-20	76,801	103,586	64,836	68,933	4,097				18,127	34,653		34,653	
C	Doerr Construction	Y Total		21	-	01/08/20	06/02/20	Jul-20	76,801	103,586	64,836	68,933	4,097				18,127	34,653		34,653	
C	Doerr Construction Total			28	1	11/27/19	06/02/20	Jul-20	119,603	161,952	107,003	132,320	25,317			4,000	18,127	21,667		21,667	
C	ECP Capital Partners	Y	ECP Capital Partners	2	1	05/04/20	07/16/20	Jul-20	45,000	53,100	35,017	21,633	(13,383)			150	14,553	21,633		21,633	
C	ECP Capital Partners	Y Total		2	1	05/04/20	07/16/20	Jul-20	45,000	53,100	35,017	21,633	(13,383)			150	14,553	21,633		21,633	
C	ECP Capital Partners Total			2	1	05/04/20	07/16/20	Jul-20	45,000	53,100	35,017	21,633	(13,383)			150	14,553	21,633		21,633	
C	Texas Custom Countertops	N	Texas Custom Countertops	6	5	07/13/17	09/26/19	Feb-20	90,192	121,702	62,286	80,065	17,778	36,917		5,320	600	-		-	
C	Texas Custom Countertops	N Total		6	5	07/13/17	09/26/19	Feb-20	90,192	121,702	62,286	80,065	17,778	36,917		5,320	600	-		-	
C	Texas Custom Countertops	Y	Texas Custom Countertops	2	1	02/28/20	06/22/20	Jul-20	38,000	50,160	17,937	18,480	543				7,448	21,497		21,497	
C	Texas Custom Countertops	Y Total		2	1	02/28/20	06/22/20	Jul-20	38,000	50,160	17,937	18,480	543				7,448	21,497		21,497	
C	Texas Custom Countertops Total			8	6	07/13/17	06/22/20	Jul-20	128,192	171,862	80,223	98,544	18,321	47,100		5,320	600	7,448	21,497		21,497
C	NetWise Inc	N	NetWise Inc	1	-	12/17/19	12/17/19	Mar-20	10,000	13,500	9,700	13,500	3,800				-			-	
C	NetWise Inc	N Total		1	-	12/17/19	12/17/19	Mar-20	10,000	13,500	9,700	13,500	3,800				-			-	
C	NetWise Inc	Y	NetWise Inc	2	1	05/04/20	07/20/20	Jul-20	35,000	45,100	24,452	13,882	(10,570)			9,798	9,835	21,420		21,420	
C	NetWise Inc	Y Total		2	1	05/04/20	07/20/20	Jul-20	35,000	45,100	24,452	13,882	(10,570)			9,798	9,835	21,420		21,420	
C	NetWise Inc Total			3	1	12/17/19	07/20/20	Jul-20	45,000	58,600	34,152	27,382	(6,770)			9,798	9,835	21,420		21,420	
C	Firstlink Communications	N	Firstlink Communications	27	5	12/29/17	11/07/19	Jul-20	274,580	372,045	193,052	271,405	78,353			1,275	10,139	21,383		21,383	
C	Firstlink Communications	N Total		27	5	12/29/17	11/07/19	Jul-20	274,580	372,045	193,052	271,405	78,353			1,275	10,139	21,383		21,383	

Securities and Exchange Commission, Plaintiff,
v.
Complete Business Solutions Group, Inc. d/b/a Par Funding et. al., Defendants.
CASE NO. 9:20-cv-81205
UNITED STATES DISTRICT COURT
SOUTHERN DISTRICT OF FLORIDA

Category C - Detail of CMSG MCA Suites Activity for the period from 2012 through July 27, 2020

Source: MCA Suites										Total Advances and Repayments per MCA Suites		Cash Advances and Repayments per MCA Suites			Transactional Data per MCA Suites				A/R Balance (Note 10)		
Category (Note 1)	Merchant Grouping (Note 11)	Funded After 01/01/20	Merchant Name (Note 8)	Total # of Deals (Note 2)	Deals with Reload (Note 3)	First Funding Date (Note 12)	Last Funding Date (Note 12)	Month of Last Payment (Note 13)	Advance Amount (Note 4)	Payback (Note 5)	C	D	E = D-C	F	G	H	I	J	K	L = J+K	
																					Net Cash Advanced (Note 6)
C	Firstlink Communications			27	5	12/29/17	11/07/19	Jul-20	274,580	372,045	193,052	271,405	78,353	80,533		1,275	10,139	21,383		21,383	
C	Jane Bakes	Y	RJFoods (Jane Bakes)	2	1	02/26/20	06/18/20	Jul-20	40,000	55,600	29,202	24,789	(4,413)	9,498			9,498	21,313		21,313	
C	Jane Bakes	Y Total		2	1	02/26/20	06/18/20	Jul-20	40,000	55,600	29,202	24,789	(4,413)	9,498			9,498	21,313		21,313	
C	Standard Vapor	N	Standard Vapor	20	2	12/21/18	04/12/19	Jul-20	86,379	113,091	73,384	80,995	7,611	12,025		1,050	175	21,120		21,120	
C	Standard Vapor	N Total		20	2	12/21/18	04/12/19	Jul-20	86,379	113,091	73,384	80,995	7,611	12,025		1,050	175	21,120		21,120	
C	Chimichanga Mexican Grill	Y	Chimichanga Mexican Grill	2	1	02/24/20	06/19/20	Jul-20	35,000	49,850	31,419	26,826	(4,593)	2,086			11,073	20,938		20,938	
C	Chimichanga Mexican Grill	Y Total		2	1	02/24/20	06/19/20	Jul-20	35,000	49,850	31,419	26,826	(4,593)	2,086			11,073	20,938		20,938	
C	Kreative Kustoms Paint and Body	N	Kreative Kustoms Paint and Body	25	6	11/16/17	12/19/19	Jan-20	164,343	225,360	76,895	122,581	45,686	57,328	46,051	600		0		0	
C	Kreative Kustoms Paint and Body	N Total		25	6	11/16/17	12/19/19	Jan-20	164,343	225,360	76,895	122,581	45,686	57,328	46,051	600		0		0	
C	Kreative Kustoms Paint and Body	Y	Kreative Kustoms Paint and Body	5	4	01/06/20	06/29/20	Jul-20	70,776	91,218	39,248	39,340	92	31,528		525	10,905	20,875		20,875	
C	Kreative Kustoms Paint and Body	Y Total		5	4	01/06/20	06/29/20	Jul-20	70,776	91,218	39,248	39,340	92	31,528		525	10,905	20,875		20,875	
C	Dr John Schneider OD (The Vision Gallery)	Y	Dr John Schneider OD (The Vision Gallery)	2	1	01/24/20	06/17/20	Jul-20	40,000	55,600	29,154	25,404	(3,750)	9,746		400	9,498	20,850		20,850	
C	Dr John Schneider OD (The Vision Gallery)	Y Total		2	1	01/24/20	06/17/20	Jul-20	40,000	55,600	29,154	25,404	(3,750)	9,746		400	9,498	20,850		20,850	
C	A Better Lock Company	Y	A Better Lock Company	2	1	04/15/20	07/22/20	Jul-20	23,500	33,820	20,595	11,377	(9,218)	1,660			6,549	20,783		20,783	
C	A Better Lock Company	Y Total		2	1	04/15/20	07/22/20	Jul-20	23,500	33,820	20,595	11,377	(9,218)	1,660			6,549	20,783		20,783	
C	AIS Renovator	N	AIS Renovator	1	1	12/31/19	12/31/19	Mar-20	20,000	24,800	19,965	16,533	(3,432)	8,267							
C	AIS Renovator	N Total		1	1	12/31/19	12/31/19	Mar-20	20,000	24,800	19,965	16,533	(3,432)	8,267							
C	AIS Renovator	Y	AIS Renovator	2	-	03/13/20	07/15/20	Jul-20	40,000	49,250	30,983	28,579	(2,404)				11,721	20,671		20,671	
C	AIS Renovator	Y Total		2	-	03/13/20	07/15/20	Jul-20	40,000	49,250	30,983	28,579	(2,404)				11,721	20,671		20,671	
C	Healthy Tree PHC Inc	Y	Healthy Tree PHC Inc	10	1	01/24/20	05/12/20	Jul-20	40,600	52,810	35,719	17,856	(17,862)	15,519		825	1,750	20,260		20,260	
C	Healthy Tree PHC Inc	Y Total		10	1	01/24/20	05/12/20	Jul-20	40,600	52,810	35,719	17,856	(17,862)	15,519		825	1,750	20,260		20,260	
C	RH Schill and Associates	N	RH Schill and Associates	21	-	06/03/19	10/11/19	Jan-20	90,000	120,730	89,715	123,805	34,090		3,075		(0)		(0)		
C	RH Schill and Associates	N Total		21	-	06/03/19	10/11/19	Jan-20	90,000	120,730	89,715	123,805	34,090		3,075		(0)		(0)		
C	RH Schill and Associates	Y	RH Schill and Associates	2	1	03/03/20	06/04/20	Jul-20	40,000	53,350	37,911	31,711	(6,200)	1,489			13,244	20,150		20,150	
C	RH Schill and Associates	Y Total		2	1	03/03/20	06/04/20	Jul-20	40,000	53,350	37,911	31,711	(6,200)	1,489			13,244	20,150		20,150	
C	DCarpio Transport	Y	DCarpio Transport	2	-	05/11/20	07/07/20	Jul-20	23,900	37,530	13,667	17,445	3,778				15,012	20,086		20,086	
C	DCarpio Transport	Y Total		2	-	05/11/20	07/07/20	Jul-20	23,900	37,530	13,667	17,445	3,778				15,012	20,086		20,086	
C	Margaret Kanchong Sole Proprietor	N	Margaret Kanchong Sole Proprietor	23	14	07/06/12	11/20/19	Jan-20	663,447	913,311	410,099	589,634	179,535	324,602		925		-		-	
C	Margaret Kanchong Sole Proprietor	N Total		23	14	07/06/12	11/20/19	Jan-20	663,447	913,311	410,099	589,634	179,535	324,602		925		-		-	
C	Margaret Kanchong Sole Proprietor	Y	Margaret Kanchong Sole Proprietor	1	-	01/17/20	01/17/20	Jul-20	84,890	87,390	10,000	67,415	57,415				20,474	19,975		19,975	
C	Margaret Kanchong Sole Proprietor	Y Total		1	-	01/17/20	01/17/20	Jul-20	84,890	87,390	10,000	67,415	57,415				20,474	19,975		19,975	
C	Margaret Kanchong Sole Proprietor Total			24	14	07/06/12	01/17/20	Jul-20	748,336	1,000,700	420,099	657,049	236,949	324,602		925	20,474	19,975		19,975	

Securities and Exchange Commission, Plaintiff,
v.
Complete Business Solutions Group, Inc. d/b/a Par Funding et. al., Defendants.
CASE NO. 9:20-cv-81205
UNITED STATES DISTRICT COURT
SOUTHERN DISTRICT OF FLORIDA

Category C - Detail of CBSG MCA Suites Activity for the period from 2012 through July 27, 2020

Source: MCA Suites		Total Advances and Repayments per MCA Suites							Cash Advances and Repayments per MCA Suites			Transactional Data per MCA Suites				A/R Balance (Note 10)				
Category (Note 1)	Merchant Grouping (Note 11)	Funded After 01/01/20	Merchant Name (Note 8)	Total # of Deals (Note 2)	Deals with Reload (Note 3)	First Funding Date (Note 12)	Last Funding Date (Note 12)	Month of Last Payment (Note 13)	A	B	C	D	E = D-C	F	G	H	I	J	K	L = J+K
									Advance Amount (Note 4)	Payback (Note 5)	Net Cash Advanced (Note 6)	Total Cash Repayments (Note 7)	Net Cash Surplus (Deficit)	Total Reload (Note 9)	Total Write-off (Note 8)	Total Fee (Note 8)	Total Collections 06/2020-07/27/2020 (Note 7)	Active A/R	Default A/R	Total A/R
C	Smart Shield Roofing Solutions	N	Smart Shield Roofing Solutions	5	2	02/21/19	12/02/19	May-20	65,000	85,200	64,065	77,908	13,843	7,293				-		-
C	Smart Shield Roofing Solutions	N Total		5	2	02/21/19	12/02/19	May-20	65,000	85,200	64,065	77,908	13,843	7,293				-		-
C	Smart Shield Roofing Solutions	Y	Smart Shield Roofing Solutions	2	1	01/28/20	05/12/20	Jul-20	45,000	59,100	26,660	28,268	1,608	10,978			14,537	19,854	19,854	
C	Smart Shield Roofing Solutions	Y Total		2	1	01/28/20	05/12/20	Jul-20	45,000	59,100	26,660	28,268	1,608	10,978			14,537	19,854	19,854	
C	Smart Shield Roofing Solutions Total			7	3	02/21/19	05/12/20	Jul-20	110,000	144,300	90,725	106,176	15,451	18,270			14,537	19,854	19,854	
C	Jose Perez	N	Luna Custom Pools	5	3	05/04/18	06/28/19	Sep-18	863,924	1,107,899	354,556	317,764	(36,793)	504,997		4,425		-	289,564	289,564
C	Jose Perez	N Total		5	3	05/04/18	06/28/19	Sep-18	863,924	1,107,899	354,556	317,764	(36,793)	504,997		4,425		-	289,564	289,564
C	Jose Perez	Y	Labor Brothers	1	-	07/16/20	07/16/20	Jul-20	15,000	21,750	14,250	1,933	(12,317)			1,933	19,817		19,817	
C	Jose Perez	Y Total		1	-	07/16/20	07/16/20	Jul-20	15,000	21,750	14,250	1,933	(12,317)			1,933	19,817		19,817	
C	Jose Perez Total			6	3	05/04/18	07/16/20	Jul-20	878,924	1,129,649	368,806	319,697	(49,109)	504,997		4,425	1,933	19,817	289,564	309,380
C	LM Beltran Remodel (Luis Beltran)	Y	LM Beltran Remodel (Luis Beltran)	2	1	04/02/20	07/17/20	Jul-20	25,000	35,200	21,934	13,094	(8,840)	2,367			6,625	19,740	19,740	
C	LM Beltran Remodel (Luis Beltran)	Y Total		2	1	04/02/20	07/17/20	Jul-20	25,000	35,200	21,934	13,094	(8,840)	2,367			6,625	19,740	19,740	
C	LM Beltran Remodel (Luis Beltran) Total			2	1	04/02/20	07/17/20	Jul-20	25,000	35,200	21,934	13,094	(8,840)	2,367			6,625	19,740	19,740	
C	Mackey Landscapes	N	Mackey Landscapes	2	1	12/30/19	12/30/19	Feb-20	19,879	25,186	18,844	19,230	386	6,200			(244)		(244)	
C	Mackey Landscapes	N Total		2	1	12/30/19	12/30/19	Feb-20	19,879	25,186	18,844	19,230	386	6,200			(244)		(244)	
C	Mackey Landscapes	Y	Mackey Landscapes	15	-	01/06/20	03/25/20	Jul-20	71,593	95,000	65,358	75,082	9,724			15,000	19,918		19,918	
C	Mackey Landscapes	Y Total		15	-	01/06/20	03/25/20	Jul-20	71,593	95,000	65,358	75,082	9,724			15,000	19,918		19,918	
C	Mackey Landscapes Total			17	1	12/30/19	03/25/20	Jul-20	91,472	120,187	84,202	94,312	10,111	6,200			15,000	19,674	19,674	
C	Progressive Commercial Services	Y	Progressive Commercial Services	3	1	01/27/20	07/10/20	Jul-20	22,600	29,920	20,275	8,980	(11,296)	1,291			4,781	19,650	19,650	
C	Progressive Commercial Services	Y Total		3	1	01/27/20	07/10/20	Jul-20	22,600	29,920	20,275	8,980	(11,296)	1,291			4,781	19,650	19,650	
C	Progressive Commercial Services Total			3	1	01/27/20	07/10/20	Jul-20	22,600	29,920	20,275	8,980	(11,296)	1,291			4,781	19,650	19,650	
C	Life Solar	N	Life Solar	1	1	12/05/19	12/05/19	Jan-20	15,000	21,600	14,550	11,160	(3,390)	10,440						
C	Life Solar	N Total		1	1	12/05/19	12/05/19	Jan-20	15,000	21,600	14,550	11,160	(3,390)	10,440						
C	Life Solar	Y	Life Solar	3	1	01/23/20	06/29/20	Jul-20	54,040	70,870	34,414	42,302	7,888			11,619	19,592		19,592	
C	Life Solar	Y Total		3	1	01/23/20	06/29/20	Jul-20	54,040	70,870	34,414	42,302	7,888			11,619	19,592		19,592	
C	Life Solar Total			4	2	12/05/19	06/29/20	Jul-20	69,040	92,470	48,964	53,462	4,498	19,416			11,619	19,592	19,592	
C	Robert Lee Patchett (Patchetts Prevention Services)	Y	Robert Lee Patchett (Patchetts Prevention Services)	2	1	04/17/20	07/13/20	Jul-20	25,000	35,950	18,170	10,913	(7,258)	5,680			6,653	19,358	19,358	
C	Robert Lee Patchett (Patchetts Prevention Services)	Y Total		2	1	04/17/20	07/13/20	Jul-20	25,000	35,950	18,170	10,913	(7,258)	5,680			6,653	19,358	19,358	
C	Robert Lee Patchett (Patchetts Prevention Services) Total			2	1	04/17/20	07/13/20	Jul-20	25,000	35,950	18,170	10,913	(7,258)	5,680			6,653	19,358	19,358	
C	S Duke Construction	Y	S Duke Construction	3	2	03/19/20	07/22/20	Jul-20	28,000	38,000	18,741	10,341	(8,400)	8,609	300	5,278	19,350		19,350	
C	S Duke Construction	Y Total		3	2	03/19/20	07/22/20	Jul-20	28,000	38,000	18,741	10,341	(8,400)	8,609	300	5,278	19,350		19,350	
C	S Duke Construction Total			3	2	03/19/20	07/22/20	Jul-20	28,000	38,000	18,741	10,341	(8,400)	8,609	300	5,278	19,350		19,350	
C	AC Technologies I	Y	AC Technologies I	2	1	02/26/20	05/14/20	Jul-20	55,000	68,750	42,057	36,807	(5,250)	12,908	150	15,600	19,185		19,185	
C	AC Technologies II	Y Total		2	1	02/26/20	05/14/20	Jul-20	55,000	68,750	42,057	36,807	(5,250)	12,908	150	15,600	19,185		19,185	
C	AC Technologies II Total			2	1	02/26/20	05/14/20	Jul-20	55,000	68,750	42,057	36,807	(5,250)	12,908	150	15,600	19,185		19,185	
C	Chin Family Asia Grocery Store	N	Chin Family Asia Grocery Store	2	1	06/10/19	10/24/19	Feb-20	10,000	13,900	9,700	12,664	2,964	1,311	75					
C	Chin Family Asia Grocery Store	N Total		2	1	06/10/19	10/24/19	Feb-20	10,000	13,900	9,700	12,664	2,964	1,311	75					
C	Chin Family Asia Grocery Store	Y	Chin Family Asia Grocery Store	3	2	02/14/20	07/24/20	Jul-20	29,500	39,655	20,584	13,015	(7,569)	7,605	75	5,208	19,110		19,110	
C	Chin Family Asia Grocery Store	Y Total		3	2	02/14/20	07/24/20	Jul-20	29,500	39,655	20,584	13,015	(7,569)	7,605	75	5,208	19,110		19,110	
C	Chin Family Asia Grocery Store Total			5	3	06/10/19	07/24/20	Jul-20	39,500	53,555	30,284	25,679	(4,605)	8,916	150	5,208	19,110		19,110	

Securities and Exchange Commission, Plaintiff,
v.
Complete Business Solutions Group, Inc. d/b/a Par Funding et. al., Defendants.
CASE NO. 9:20-cv-81205
UNITED STATES DISTRICT COURT
SOUTHERN DISTRICT OF FLORIDA

Category C - Detail of CBSG MCA Suites Activity for the period from 2012 through July 27, 2020

Source: MCA Suites										Total Advances and Repayments per MCA Suites		Cash Advances and Repayments per MCA Suites			Transactional Data per MCA Suites				A/R Balance (Note 10)		
Category (Note 1)	Merchant Grouping (Note 11)	Funded After 01/01/20	Merchant Name (Note 8)	Total # of Deals (Note 2)	Deals with Reload (Note 3)	First Funding Date (Note 12)	Last Funding Date (Note 12)	Month of Last Payment (Note 13)	Advance Amount (Note 4)	Payback (Note 5)	Net Cash Advanced (Note 6)	Total Cash Repayments (Note 7)	E = D-C Net Cash Surplus (Deficit)	F Total Reload (Note 9)	G Total Write-off (Note 8)	H Total Fee (Note 8)	I Total Collections 06/2020-07/27/2020 (Note 7)	J Active A/R	K Default A/R	L = J+K Total A/R	
																					A
C	All American Gymnastics	N	All American Gymnastics	18	2	09/17/19	12/31/19	Jul-20	118,469	155,533	108,949	131,472	22,523	22,217		150	2,981	1,995		1,995	
C	All American Gymnastics	N Total		18	2	09/17/19	12/31/19	Jul-20	118,469	155,533	108,949	131,472	22,523	22,217		150	2,981	1,995		1,995	
C	All American Gymnastics	Y	All American Gymnastics	3	-	01/06/20	01/14/20	Jul-20	32,531	43,917	19,580	27,981	8,401				2,981	17,086		17,086	
C	All American Gymnastics	Y Total		3	-	01/06/20	01/14/20	Jul-20	32,531	43,917	19,580	27,981	8,401				2,981	17,086		17,086	
C	All American Gymnastics Total			21	2	09/17/19	01/14/20	Jul-20	151,000	199,450	128,528	159,453	30,924	22,217		150	5,962	19,081		19,081	
C	TCK Home Improvement	N	TCK Home Improvement	9	1	11/05/19	12/31/19	Feb-20	45,000	60,750	44,000	46,432	2,432	15,318		1,000		(0)		(0)	
C	TCK Home Improvement	N Total		9	1	11/05/19	12/31/19	Feb-20	45,000	60,750	44,000	46,432	2,432	15,318		1,000		(0)		(0)	
C	TCK Home Improvement	Y	TCK Home Improvement	1	-	02/10/20	02/10/20	Jul-20	33,000	47,850	17,628	29,530	11,901			675	10,225	18,996		18,996	
C	TCK Home Improvement	Y Total		1	-	02/10/20	02/10/20	Jul-20	33,000	47,850	17,628	29,530	11,901			675	10,225	18,996		18,996	
C	TCK Home Improvement Total			10	1	11/05/19	02/10/20	Jul-20	78,000	108,600	61,628	75,962	14,333	15,318		1,675	10,225	18,996		18,996	
C	Empress of China (Tong Ho) Holistic Care Spa	N	Empress of China (Tong Ho) Holistic Care Spa	6	2	03/04/19	11/04/19	Feb-20	121,000	143,200	114,532	136,907	22,375	6,293				-		-	
C	Empress of China (Tong Ho) Holistic Care Spa	N Total		6	2	03/04/19	11/04/19	Feb-20	121,000	143,200	114,532	136,907	22,375	6,293				-		-	
C	Empress of China (Tong Ho) Holistic Care Spa	Y	Empress of China (Tong Ho) Holistic Care Spa	2	-	01/03/20	03/03/20	Jul-20	42,000	49,560	41,930	30,844	(11,086)				3,000	18,716		18,716	
C	Empress of China (Tong Ho) Holistic Care Spa	Y Total		2	-	01/03/20	03/03/20	Jul-20	42,000	49,560	41,930	30,844	(11,086)				3,000	18,716		18,716	
C	Empress of China (Tong Ho) Holistic Care Spa Total			8	2	03/04/19	03/03/20	Jul-20	163,000	192,760	156,462	167,751	11,289	6,293			3,000	18,716		18,716	
C	Buff N Stuff Nails (Tee Nguyen)	N	Buff N Stuff Nails (Tee Nguyen)	9	1	11/29/18	02/28/19	Jul-20	48,747	58,963	25,119	20,080	(5,039)	23,208		3,033	300	18,708		18,708	
C	Buff N Stuff Nails (Tee Nguyen)	N Total		9	1	11/29/18	02/28/19	Jul-20	48,747	58,963	25,119	20,080	(5,039)	23,208		3,033	300	18,708		18,708	
C	Buff N Stuff Nails (Tee Nguyen) Total			9	1	11/29/18	02/28/19	Jul-20	48,747	58,963	25,119	20,080	(5,039)	23,208		3,033	300	18,708		18,708	
C	Motoshippers LLC	N	Motoshippers LLC	2	2	08/08/19	11/26/19	May-20	44,000	59,040	34,529	45,540	11,011	13,500				-		-	
C	Motoshippers LLC	N Total		2	2	08/08/19	11/26/19	May-20	44,000	59,040	34,529	45,540	11,011	13,500				-		-	
C	Motoshippers LLC	Y	Motoshippers LLC	1	-	05/08/20	05/08/20	Jul-20	25,000	32,250	20,371	13,644	(6,727)				9,989	18,606		18,606	
C	Motoshippers LLC	Y Total		1	-	05/08/20	05/08/20	Jul-20	25,000	32,250	20,371	13,644	(6,727)				9,989	18,606		18,606	
C	Motoshippers LLC Total			3	2	08/08/19	05/08/20	Jul-20	69,000	91,290	54,900	59,184	4,284	13,500			9,989	18,606		18,606	
C	Seasons Flowers	N	Seasons Flowers	10	9	03/11/16	09/10/19	Feb-20	106,494	150,959	62,532	108,447	45,915	47,462	4,950			-		-	
C	Seasons Flowers	N Total		10	9	03/11/16	09/10/19	Feb-20	106,494	150,959	62,532	108,447	45,915	47,462	4,950			-		-	
C	Seasons Flowers	Y	Seasons Flowers	2	1	02/06/20	06/24/20	Jul-20	31,050	41,770	20,668	17,024	(3,644)	6,332		150	5,924	18,564		18,564	
C	Seasons Flowers	Y Total		2	1	02/06/20	06/24/20	Jul-20	31,050	41,770	20,668	17,024	(3,644)	6,332		150	5,924	18,564		18,564	
C	Seasons Flowers Total			12	10	03/11/16	06/24/20	Jul-20	137,544	192,729	83,200	125,471	42,271	53,794		5,100	5,924	18,564		18,564	
C	Business Benefit Alliance	Y	Business Benefit Alliance	2	1	02/13/20	05/28/20	Jul-20	40,000	53,350	35,230	30,655	(4,575)	4,170			13,325	18,525		18,525	
C	Business Benefit Alliance	Y Total		2	1	02/13/20	05/28/20	Jul-20	40,000	53,350	35,230	30,655	(4,575)	4,170			13,325	18,525		18,525	
C	Business Benefit Alliance Total			2	1	02/13/20	05/28/20	Jul-20	40,000	53,350	35,230	30,655	(4,575)	4,170			13,325	18,525		18,525	
C	Leroy K Williams (Asian Management)	N	Leroy K Williams (Asian Management)	2	1	07/09/19	11/27/19	Feb-20	20,000	26,500	19,805	20,830	1,025	5,670				-		-	
C	Leroy K Williams (Asian Management)	N Total		2	1	07/09/19	11/27/19	Feb-20	20,000	26,500	19,805	20,830	1,025	5,670				-		-	
C	Leroy K Williams (Asian Management)	Y	Leroy K Williams (Asian Management)	2	-	01/21/20	02/13/20	Jul-20	25,000	30,900	19,330	12,700	(6,630)			300	400	18,500		18,500	
C	Leroy K Williams (Asian Management)	Y Total		2	-	01/21/20	02/13/20	Jul-20	25,000	30,900	19,330	12,700	(6,630)			300	400	18,500		18,500	
C	Leroy K Williams (Asian Management) Total			4	1	07/09/19	02/13/20	Jul-20	45,000	57,400	39,135	33,530	(5,605)	5,670		300	400	18,500		18,500	
C	Larry J Kirchoff (All Star Mechanical)	N	Larry J Kirchoff (All Star Mechanical)	1	-	04/16/19	04/16/19	Oct-19	17,500	24,850	16,975	24,850	7,875					-		-	
C	Larry J Kirchoff (All Star Mechanical)	N Total		1	-	04/16/19	04/16/19	Oct-19	17,500	24,850	16,975	24,850	7,875					-		-	
C	Larry J Kirchoff (All Star Mechanical)	Y	Larry J Kirchoff (All Star Mechanical)	4	2	01/06/20	05/18/20	Jul-20	67,000	87,130	59,018	61,284	2,266	7,437			12,579	18,410		18,410	

Securities and Exchange Commission, Plaintiff,
v.
Complete Business Solutions Group, Inc. d/b/a Par Funding et. al., Defendants.
CASE NO. 9:20-cv-81205
UNITED STATES DISTRICT COURT
SOUTHERN DISTRICT OF FLORIDA

Category C - Detail of CMSG MCA Suites Activity for the period from 2012 through July 27, 2020

Source: MCA Suites										Total Advances and Repayments per MCA Suites		Cash Advances and Repayments per MCA Suites			Transactional Data per MCA Suites				A/R Balance (Note 10)		
Category (Note 1)	Merchant Grouping (Note 11)	Funded After 01/01/20	Merchant Name (Note 8)	Total # of Deals (Note 2)	Deals with Reload (Note 3)	First Funding Date (Note 12)	Last Funding Date (Note 12)	Month of Last Payment (Note 13)	Advance Amount (Note 4)	Payback (Note 5)	Net Cash Advanced (Note 6)	Total Cash Repayments (Note 7)	E = D-C Net Cash Surplus (Deficit)	F Total Reload (Note 9)	G Total Write-off (Note 8)	H Total Fee (Note 8)	I Total Collections 06/2020-07/27/2020 (Note 7)	J Active A/R	K Default A/R	L = J+K Total A/R	
																					A
C	Larry J Kirchhoff (All Star Mechanical)	Y		4	2	01/06/20	05/18/20	Jul-20	67,000	87,130	59,018	61,284	2,266	7,437			12,579	18,410		18,410	
C	Larry J Kirchhoff (All Star Mechanical) Total			5	2	04/16/19	05/18/20	Jul-20	84,500	111,980	75,993	86,134	10,141	7,437			12,579	18,410		18,410	
C	New Faith Enterprises	Y	New Faith Enterprises	2	1	01/27/20	06/16/20	Jul-20	60,000	78,300	49,004	50,281	1,278	10,061		300	22,368	18,258		18,258	
C	New Faith Enterprises Total			2	1	01/27/20	06/16/20	Jul-20	60,000	78,300	49,004	50,281	1,278	10,061		300	22,368	18,258		18,258	
C	Rawson and Sons Insurance Group	Y	Rawson and Sons Insurance Group	2	1	01/16/20	07/16/20	Jul-20	30,000	40,800	23,215	16,288	(6,927)	6,335			3,423	18,177		18,177	
C	Rawson and Sons Insurance Group Total			2	1	01/16/20	07/16/20	Jul-20	30,000	40,800	23,215	16,288	(6,927)	6,335			3,423	18,177		18,177	
C	Grafitz Group	N	Grafitz Group	11	1	10/21/19	12/30/19	Feb-20	17,972	24,262	17,722	15,180	(2,542)	9,807				(725)		(725)	
C	Grafitz Group Total			11	1	10/21/19	12/30/19	Feb-20	17,972	24,262	17,722	15,180	(2,542)	9,807				(725)		(725)	
C	Grafitz Group	Y	Grafitz Group	2	-	01/06/20	02/18/20	Jul-20	20,537	26,725	10,730	7,865	(2,865)				2,800	18,860		18,860	
C	Grafitz Group Total			2	-	01/06/20	02/18/20	Jul-20	20,537	26,725	10,730	7,865	(2,865)				2,800	18,860		18,860	
C	Grafitz Group Total			13	1	10/21/19	02/18/20	Jul-20	38,509	50,987	28,452	23,045	(5,407)	9,807			2,800	18,135		18,135	
C	ACT Manufacturing	N	ACT Manufacturing	4	2	06/15/16	11/07/16	Jan-18	135,760	193,217	82,448	145,596	63,148	1,950		1,950		-		-	
C	ACT Manufacturing Total			4	2	06/15/16	11/07/16	Jan-18	135,760	193,217	82,448	145,596	63,148	1,950		1,950		-		-	
C	ACT Manufacturing	Y	ACT Manufacturing	2	1	05/06/20	07/07/20	Jul-20	23,656	31,936	17,500	7,794	(9,706)	6,156			5,958	17,986		17,986	
C	ACT Manufacturing Total			2	1	05/06/20	07/07/20	Jul-20	23,656	31,936	17,500	7,794	(9,706)	6,156			5,958	17,986		17,986	
C	ACT Manufacturing Total			6	3	06/15/16	07/07/20	Jul-20	159,416	225,152	99,948	153,390	53,442	55,727		1,950	5,958	17,986		17,986	
C	Martins Electric of Cleveland Cc	N	Martins Electric of Cleveland Cc	5	2	11/06/18	01/16/19	Jul-20	110,232	131,243	54,994	66,855	11,861	52,203		5,576	2,300	17,761		17,761	
C	Martins Electric of Cleveland Cc Total			5	2	11/06/18	01/16/19	Jul-20	110,232	131,243	54,994	66,855	11,861	52,203		5,576	2,300	17,761		17,761	
C	Connect Link	N	Connect Link	5	1	03/15/17	11/03/17	Jul-20	108,554	154,411	91,703	125,778	34,075	13,554		2,425	900	17,504		17,504	
C	Connect Link Total			5	1	03/15/17	11/03/17	Jul-20	108,554	154,411	91,703	125,778	34,075	13,554		2,425	900	17,504		17,504	
C	Metro Masters	Y	Metro Masters	2	1	04/16/20	06/29/20	Jul-20	22,500	32,400	16,610	10,602	(6,008)	4,615			6,934	17,183		17,183	
C	Metro Masters Total			2	1	04/16/20	06/29/20	Jul-20	22,500	32,400	16,610	10,602	(6,008)	4,615			6,934	17,183		17,183	
C	KC Consulting Group	Y	KC Consulting Group	2	1	02/13/20	06/25/20	Jul-20	27,000	37,050	25,153	18,493	(6,660)	1,547		75	9,038	17,085		17,085	
C	KC Consulting Group Total			2	1	02/13/20	06/25/20	Jul-20	27,000	37,050	25,153	18,493	(6,660)	1,547		75	9,038	17,085		17,085	
C	Fireteam Corporation	N	Fireteam Corporation	2	2	11/27/19	12/10/19	Feb-20	20,000	24,800	19,930	14,053	(5,877)	10,747				-		-	
C	Fireteam Corporation Total			2	2	11/27/19	12/10/19	Feb-20	20,000	24,800	19,930	14,053	(5,877)	10,747				-		-	
C	Fireteam Corporation	Y	Fireteam Corporation	1	-	02/11/20	02/11/20	Jul-20	20,000	24,800	9,218	8,413	(805)			450	850	16,837		16,837	
C	Fireteam Corporation Total			1	-	02/11/20	02/11/20	Jul-20	20,000	24,800	9,218	8,413	(805)			450	850	16,837		16,837	
C	Hossam Saafan Consulting	N	Hossam Saafan Consulting	24	3	12/24/18	10/30/19	Jan-20	95,508	130,012	77,576	87,329	9,753	42,682				(0)		(0)	
C	Hossam Saafan Consulting Total			24	3	12/24/18	10/30/19	Jan-20	95,508	130,012	77,576	87,329	9,753	42,682				(0)		(0)	
C	Hossam Saafan Consulting	Y	Hossam Saafan Consulting	2	1	01/23/20	06/23/20	Jul-20	56,000	75,600	22,498	50,545	28,048	8,303			16,728	16,752		16,752	
C	Hossam Saafan Consulting Total			2	1	01/23/20	06/23/20	Jul-20	56,000	75,600	22,498	50,545	28,048	8,303			16,728	16,752		16,752	
C	Muddys Market	Y	Muddys Market	2	1	01/29/20	05/27/20	Jul-20	38,000	50,150	30,500	26,356	(4,144)	7,050			12,259	16,744		16,744	
C	Muddys Market Total			2	1	01/29/20	05/27/20	Jul-20	38,000	50,150	30,500	26,356	(4,144)	7,050			12,259	16,744		16,744	
C	Donnies Automotive	N	Donnies Automotive	27	4	08/08/17	12/20/19	Jul-20	215,124	293,853	140,706	204,653	63,947	59,138	13,401			8,301	16,661		16,661
C	Donnies Automotive Total			27	4	08/08/17	12/20/19	Jul-20	215,124	293,853	140,706	204,653	63,947	59,138	13,401			8,301	16,661		16,661
C	Collections Unlimited of Texas	N	Collections Unlimited of Texas	2	-	09/19/19	12/04/19	Mar-20	25,000	33,050	24,515	33,200	8,685			150		-		-	

Securities and Exchange Commission, Plaintiff,
v.
Complete Business Solutions Group, Inc. d/b/a Par Funding et. al., Defendants.
CASE NO. 9:20-cv-81205
UNITED STATES DISTRICT COURT
SOUTHERN DISTRICT OF FLORIDA

Category C - Detail of CBSG MCA Suites Activity for the period from 2012 through July 27, 2020

Source: MCA Suites										Total Advances and Repayments per MCA Suites		Cash Advances and Repayments per MCA Suites			Transactional Data per MCA Suites				A/R Balance (Note 10)		
Category (Note 1)	Merchant Grouping (Note 11)	Funded After 01/01/20	Merchant Name (Note 8)	Total # of Deals (Note 2)	Deals with Reioad (Note 3)	First Funding Date (Note 12)	Last Funding Date (Note 12)	Month of Last Payment (Note 13)	Advance Amount (Note 4)	Payback (Note 5)	Net Cash Advanced (Note 6)	Total Cash Repayments (Note 7)	E = D-C	Total Reioad (Note 9)	Total Write-off (Note 8)	Total Fee (Note 8)	Total Collections 06/2020-07/27/2020 (Note 7)	Active A/R	Default A/R	Total A/R	
																					A
C	Collections Unlimited of Texas	N Total		2	-	09/19/19	12/04/19	Mar-20	25,000	33,050	24,515	33,200	8,685			150		-		-	
C	Collections Unlimited of Texas	Y	Collections Unlimited of Texas	2	1	03/06/20	06/24/20	Jul-20	29,000	37,340	24,117	16,730	(7,387)	4,403			8,772	16,207		16,207	
C	Collections Unlimited of Texas	Y Total		2	1	03/06/20	06/24/20	Jul-20	29,000	37,340	24,117	16,730	(7,387)	4,403			8,772	16,207		16,207	
C	Collections Unlimited of Texas	Total		4	1	09/19/19	06/24/20	Jul-20	54,000	70,390	48,632	49,930	1,298	4,403	150		8,772	16,207		16,207	
C	So Cal Mobile Auto Detail	N	So Cal Mobile Auto Detail	8	8	11/24/17	12/06/19	Jul-20	90,234	119,472	54,288	77,509	23,221	41,963			960	0		0	
C	So Cal Mobile Auto Detail	N Total		8	8	11/24/17	12/06/19	Jul-20	90,234	119,472	54,288	77,509	23,221	41,963			960	0		0	
C	So Cal Mobile Auto Detail	Y	So Cal Mobile Auto Detail	3	2	01/27/20	07/13/20	Jul-20	19,500	24,165	10,220	4,863	(5,358)	3,123			2,280	16,180		16,180	
C	So Cal Mobile Auto Detail	Y Total		3	2	01/27/20	07/13/20	Jul-20	19,500	24,165	10,220	4,863	(5,358)	3,123			2,280	16,180		16,180	
C	So Cal Mobile Auto Detail	Total		11	10	11/24/17	07/13/20	Jul-20	109,734	143,637	64,508	82,371	17,863	45,086			3,240	16,180		16,180	
C	Erbs Garage	N	Erbs Garage	21	10	03/30/16	12/18/19	Mar-20	906,020	1,210,739	622,498	912,114	289,616	253,923	44,778	75		0		0	
C	Erbs Garage	N Total		21	10	03/30/16	12/18/19	Mar-20	906,020	1,210,739	622,498	912,114	289,616	253,923	44,778	75		0		0	
C	Erbs Garage	Y	Erbs Garage	2	-	02/05/20	03/11/20	Jul-20	114,000	157,250	77,403	141,163	63,760			29,981	16,088		16,088		
C	Erbs Garage	Y Total		2	-	02/05/20	03/11/20	Jul-20	114,000	157,250	77,403	141,163	63,760			29,981	16,088		16,088		
C	Erbs Garage	Total		23	10	03/30/16	03/11/20	Jul-20	1,020,020	1,367,989	699,901	1,053,277	353,376	253,923	44,778	75	29,981	16,088		16,088	
C	Sabine Southern Nutrition	Y	Sabine Southern Nutrition	2	1	03/03/20	06/02/20	Jul-20	35,000	46,850	28,145	24,735	(3,410)	6,255		100	10,372	15,960		15,960	
C	Sabine Southern Nutrition	Y Total		2	1	03/03/20	06/02/20	Jul-20	35,000	46,850	28,145	24,735	(3,410)	6,255		100	10,372	15,960		15,960	
C	Sabine Southern Nutrition	Total		2	1	03/03/20	06/02/20	Jul-20	35,000	46,850	28,145	24,735	(3,410)	6,255	100	10,372	15,960		15,960		
C	Miami Wireless	N	Miami Wireless	1	1	11/19/19	11/19/19	Mar-20	12,000	16,680	11,640	13,158	1,518	3,522			-			-	
C	Miami Wireless	N Total		1	1	11/19/19	11/19/19	Mar-20	12,000	16,680	11,640	13,158	1,518	3,522			-			-	
C	Miami Wireless	Y	Miami Wireless	1	-	03/05/20	03/05/20	Mar-20	14,000	19,460	10,038	3,645	(6,394)		75		15,890			15,890	
C	Miami Wireless	Y Total		1	-	03/05/20	03/05/20	Mar-20	14,000	19,460	10,038	3,645	(6,394)		75		15,890			15,890	
C	Miami Wireless	Total		2	1	11/19/19	03/05/20	Mar-20	26,000	36,140	21,678	16,803	(4,875)	3,522	75		15,890			15,890	
C	Asthma Allergy and Immunology Institute	N	Asthma Allergy and Immunology Institute	1	1	10/22/19	10/22/19	Feb-20	15,000	20,250	14,550	14,543	(7)	5,707			-			-	
C	Asthma Allergy and Immunology Institute	N Total		1	1	10/22/19	10/22/19	Feb-20	15,000	20,250	14,550	14,543	(7)	5,707			-			-	
C	Asthma Allergy and Immunology Institute	Y	Asthma Allergy and Immunology Institute	2	-	01/22/20	02/20/20	Jul-20	30,000	39,450	23,959	24,114	155		525	4,784	15,861			15,861	
C	Asthma Allergy and Immunology Institute	Y Total		2	-	01/22/20	02/20/20	Jul-20	30,000	39,450	23,959	24,114	155		525	4,784	15,861			15,861	
C	Asthma Allergy and Immunology Institute	Total		3	1	10/22/19	02/20/20	Jul-20	45,000	59,700	38,509	38,657	148	5,707	525	4,784	15,861			15,861	
C	Aggies Angel Care	N	Aggies Angel Care	4	3	01/08/18	11/08/19	Jan-20	71,668	93,102	57,693	73,042	15,349	20,060			-			-	
C	Aggies Angel Care	N Total		4	3	01/08/18	11/08/19	Jan-20	71,668	93,102	57,693	73,042	15,349	20,060			-			-	
C	Aggies Angel Care	Y	Aggies Angel Care	3	1	01/09/20	06/15/20	Jul-20	50,000	59,350	33,450	34,378	928	9,435	75	10,738	15,612			15,612	
C	Aggies Angel Care	Y Total		3	1	01/09/20	06/15/20	Jul-20	50,000	59,350	33,450	34,378	928	9,435	75	10,738	15,612			15,612	
C	Aggies Angel Care	Total		7	4	01/08/18	06/15/20	Jul-20	121,668	152,452	91,143	107,420	16,277	29,495	75	10,738	15,612			15,612	
C	Kempton Eagan Insurance	N	Kempton Eagan Insurance	15	8	09/01/17	12/27/19	Feb-20	152,238	196,542	127,733	160,947	33,214	35,745			-			-	
C	Kempton Eagan Insurance	N Total		15	8	09/01/17	12/27/19	Feb-20	152,238	196,542	127,733	160,947	33,214	35,745			-			-	
C	Kempton Eagan Insurance	Y	Kempton Eagan Insurance	3	2	01/30/20	05/11/20	Jul-20	45,500	59,300	19,234	29,283	10,049	14,675	150	9,772	15,492			15,492	
C	Kempton Eagan Insurance	Y Total		3	2	01/30/20	05/11/20	Jul-20	45,500	59,300	19,234	29,283	10,049	14,675	150	9,772	15,492			15,492	
C	Kempton Eagan Insurance	Total		18	10	09/01/17	05/11/20	Jul-20	197,738	255,842	146,967	190,230	43,262	50,421	300	9,772	15,492			15,492	
C	Paul Perrotti Electric	N	Paul Perrotti Electric	12	3	09/13/19	12/05/19	Feb-20	35,369	45,156	18,831	26,269	7,438	18,887			0			0	
C	Paul Perrotti Electric	N Total		12	3	09/13/19	12/05/19	Feb-20	35,369	45,156	18,831	26,269	7,438	18,887			0			0	
C	Paul Perrotti Electric	Y	Paul Perrotti Electric	3	1	01/06/20	06/08/20	Jul-20	38,500	50,875	16,424	22,488	6,063	12,918			7,130	15,470		15,470	
C	Paul Perrotti Electric	Y Total		3	1	01/06/20	06/08/20	Jul-20	38,500	50,875	16,424	22,488	6,063	12,918			7,130	15,470		15,470	
C	Paul Perrotti Electric	Total		15	4	09/13/19	06/08/20	Jul-20	73,869	96,031	35,255	48,756	13,502	31,805			7,130	15,470		15,470	
C	IWR and Maintenance	N	IWR and Maintenance	18	2	07/02/19	12/03/19	Jan-20	90,366	120,954	72,880	80,085	7,205	41,018	150		0			0	
C	IWR and Maintenance	N Total		18	2	07/02/19	12/03/19	Jan-20	90,366	120,954	72,880	80,085	7,205	41,018	150		0			0	
C	IWR and Maintenance	Y	IWR and Maintenance	1	-	01/09/20	01/09/20	Jul-20	38,000	49,400	14,347	34,366	20,019	375	8,000	15,409				15,409	
C	IWR and Maintenance	Y Total		1	-	01/09/20	01/09/20	Jul-20	38,000	49,400	14,347	34,366	20,019	375	8,000	15,409				15,409	

Securities and Exchange Commission, Plaintiff,
v.
Complete Business Solutions Group, Inc. d/b/a Par Funding et. al., Defendants.
CASE NO. 9:20-cv-81205
UNITED STATES DISTRICT COURT
SOUTHERN DISTRICT OF FLORIDA

Category C - Detail of CBSG MCA Suites Activity for the period from 2012 through July 27, 2020

Source: MCA Suites

Category (Note 1)	Merchant Grouping (Note 11)	Funded After 01/01/20	Merchant Name (Note 8)	Total # of Deals (Note 2)	Deals with Reload (Note 3)	First Funding Date (Note 12)	Last Funding Date (Note 12)	Month of Last Payment (Note 13)	Total Advances and Repayments per MCA Suites		Cash Advances and Repayments per MCA Suites			Transactional Data per MCA Suites				A/R Balance (Note 10)		
									Advance Amount (Note 4)	Payback (Note 5)	Net Cash Advanced (Note 6)	Total Cash Repayments (Note 7)	Net Cash Surplus (Deficit)	Total Reload (Note 9)	Total Write-off (Note 8)	Total Fee (Note 8)	Total Collections 06/2020-07/27/2020 (Note 7)	Active A/R	Default A/R	Total A/R
C	IWR and Maintenance Total			19	2	07/02/19	01/09/20	Jul-20	128,366	170,354	87,227	114,451	27,224	41,018		525	8,000	15,409	15,409	
C	Broadleaf Services	N	Broadleaf Services	15	1	08/07/19	11/05/19	Apr-20	198,042	247,331	123,506	178,830	55,324	73,501		5,000		0	0	
C	Broadleaf Services	N Total		15	1	08/07/19	11/05/19	Apr-20	198,042	247,331	123,506	178,830	55,324	73,501		5,000		0	0	
C	Broadleaf Services	Y	Broadleaf Services	2	-	02/05/20	03/11/20	Jul-20	65,000	84,500	65,000	69,093	4,093				25,037	15,407	15,407	
C	Broadleaf Services	Y Total		2	-	02/05/20	03/11/20	Jul-20	65,000	84,500	65,000	69,093	4,093				25,037	15,407	15,407	
C	Broadleaf Services Total			17	1	08/07/19	03/11/20	Jul-20	263,042	331,831	188,506	247,923	59,417	73,501	5,000		25,037	15,407	15,407	
C	Medical Equipment Pros	N	Medical Equipment Pros	1	1	12/27/19	12/27/19	May-20	20,000	27,800	19,400	20,092	692	8,158		450		-	-	
C	Medical Equipment Pros	N Total		1	1	12/27/19	12/27/19	May-20	20,000	27,800	19,400	20,092	692	8,158		450		-	-	
C	Medical Equipment Pros	Y	Medical Equipment Pros	1	-	05/20/20	05/20/20	Jul-20	20,000	28,400	11,807	13,285	1,478			225	11,644	15,340	15,340	
C	Medical Equipment Pros	Y Total		1	-	05/20/20	05/20/20	Jul-20	20,000	28,400	11,807	13,285	1,478			225	11,644	15,340	15,340	
C	Medical Equipment Pros Total			2	1	12/27/19	05/20/20	Jul-20	40,000	56,200	31,207	33,378	2,170	8,158	675	11,644	15,340	15,340		
C	Grant Hill	N	Grant Hill	27	1	06/03/19	12/16/19	Apr-20	78,185	103,182	77,685	98,132	20,448	8,550		3,500		(0)	(0)	
C	Grant Hill	N Total		27	1	06/03/19	12/16/19	Apr-20	78,185	103,182	77,685	98,132	20,448	8,550		3,500		(0)	(0)	
C	Grant Hill	Y	Grant Hill	2	1	02/25/20	04/03/20	Jul-20	35,000	46,150	20,250	24,650	4,400	6,200			9,225	15,300	15,300	
C	Grant Hill	Y Total		2	1	02/25/20	04/03/20	Jul-20	35,000	46,150	20,250	24,650	4,400	6,200			9,225	15,300	15,300	
C	Grant Hill Total			29	2	06/03/19	04/03/20	Jul-20	113,185	149,332	97,935	122,782	24,848	14,750	3,500	9,225	15,300	15,300		
C	MAC Real Estate Services	N	MAC Real Estate Services	1	1	10/30/19	10/30/19	Feb-20	15,000	20,850	14,550	16,084	1,534	4,766				-	-	
C	MAC Real Estate Services	N Total		1	1	10/30/19	10/30/19	Feb-20	15,000	20,850	14,550	16,084	1,534	4,766				-	-	
C	MAC Real Estate Services	Y	MAC Real Estate Services	1	-	03/03/20	03/03/20	Jul-20	20,000	27,000	15,234	12,376	(2,858)			525	4,750	15,149	15,149	
C	MAC Real Estate Services	Y Total		1	-	03/03/20	03/03/20	Jul-20	20,000	27,000	15,234	12,376	(2,858)			525	4,750	15,149	15,149	
C	MAC Real Estate Services Total			2	1	10/30/19	03/03/20	Jul-20	35,000	47,850	29,784	28,460	(1,324)	4,766	525	4,750	15,149	15,149		
C	JMG Ventures	N	JMG Ventures	6	3	07/18/17	05/09/19	Aug-19	216,521	292,061	178,739	258,909	80,170	33,377		225		-	-	
C	JMG Ventures	N Total		6	3	07/18/17	05/09/19	Aug-19	216,521	292,061	178,739	258,909	80,170	33,377		225		-	-	
C	JMG Ventures	Y	JMG Ventures	1	-	01/08/20	01/08/20	Jul-20	50,000	69,500	48,500	54,748	6,248	150		14,350	14,902	14,902	14,902	
C	JMG Ventures	Y Total		1	-	01/08/20	01/08/20	Jul-20	50,000	69,500	48,500	54,748	6,248	150		14,350	14,902	14,902		
C	JMG Ventures Total			7	3	07/18/17	01/08/20	Jul-20	266,521	361,561	227,239	313,657	86,418	33,377	375	14,350	14,902	14,902		
C	Arden Gist (Gist Group)	Y	Arden Gist (Gist Group)	3	2	02/04/20	03/11/20	Jul-20	29,000	34,510	18,072	8,877	(9,195)	10,893		100	260	14,840	14,840	
C	Arden Gist (Gist Group)	Y Total		3	2	02/04/20	03/11/20	Jul-20	29,000	34,510	18,072	8,877	(9,195)	10,893		100	260	14,840	14,840	
C	Arden Gist (Gist Group) Total			3	2	02/04/20	03/11/20	Jul-20	29,000	34,510	18,072	8,877	(9,195)	10,893	100	260	14,840	14,840		
C	Revill Law Firm	N	Revill Law Firm	2	1	12/31/18	09/24/19	Jul-20	108,846	149,443	88,500	115,884	27,384	18,846			13,240	14,712	14,712	
C	Revill Law Firm	N Total		2	1	12/31/18	09/24/19	Jul-20	108,846	149,443	88,500	115,884	27,384	18,846			13,240	14,712	14,712	
C	Revill Law Firm	Y Total		2	1	12/31/18	09/24/19	Jul-20	108,846	149,443	88,500	115,884	27,384	18,846			13,240	14,712	14,712	
C	Revill Law Firm Total			2	1	12/31/18	09/24/19	Jul-20	108,846	149,443	88,500	115,884	27,384	18,846			13,240	14,712	14,712	
C	Murray Landscape Renovations	N	Murray Landscape Renovations	19	2	02/09/18	12/11/18	Jul-20	79,890	109,809	46,589	73,369	26,780	25,394		3,650	2,000	14,696	14,696	
C	Murray Landscape Renovations	N Total		19	2	02/09/18	12/11/18	Jul-20	79,890	109,809	46,589	73,369	26,780	25,394		3,650	2,000	14,696	14,696	
C	Murray Landscape Renovations Total			19	2	02/09/18	12/11/18	Jul-20	79,890	109,809	46,589	73,369	26,780	25,394	3,650	2,000	14,696	14,696		
C	Impact Auto	Y	Impact Auto	2	1	02/24/20	07/08/20	Jul-20	24,000	33,360	21,246	16,529	(4,717)	2,274			6,217	14,557	14,557	
C	Impact Auto	Y Total		2	1	02/24/20	07/08/20	Jul-20	24,000	33,360	21,246	16,529	(4,717)	2,274			6,217	14,557	14,557	
C	Impact Auto Total			2	1	02/24/20	07/08/20	Jul-20	24,000	33,360	21,246	16,529	(4,717)	2,274			6,217	14,557	14,557	
C	CMCG LLC	N	CMCG LLC	1	1	12/24/19	12/24/19	Feb-20	20,000	24,800	19,965	13,354	(6,511)	11,446				-	-	
C	CMCG LLC	N Total		1	1	12/24/19	12/24/19	Feb-20	20,000	24,800	19,965	13,354	(6,511)	11,446				-	-	
C	CMCG LLC	Y	CMCG LLC	1	-	02/13/20	02/13/20	Jul-20	30,000	35,700	18,519	21,640	3,121	400		8,000	14,460	14,460	14,460	
C	CMCG LLC	Y Total		1	-	02/13/20	02/13/20	Jul-20	30,000	35,700	18,519	21,640	3,121	400		8,000	14,460	14,460		
C	CMCG LLC Total			2	1	12/24/19	02/13/20	Jul-20	50,000	60,500	38,484	34,994	(3,490)	11,446	400	8,000	14,460	14,460		
C	Evanston Hospitality	Y	Evanston Hospitality	2	1	01/23/20	07/09/20	Jul-20	22,000	30,100	17,468	11,423	(6,045)	4,232			4,051	14,445	14,445	
C	Evanston Hospitality	Y Total		2	1	01/23/20	07/09/20	Jul-20	22,000	30,100	17,468	11,423	(6,045)	4,232			4,051	14,445	14,445	
C	Evanston Hospitality Total			2	1	01/23/20	07/09/20	Jul-20	22,000	30,100	17,468	11,423	(6,045)	4,232			4,051	14,445	14,445	
C	Rfm Insurance	N	Rfm Insurance	15	5	09/07/17	10/15/19	Feb-20	256,543	347,068	214,938	301,411	86,473	40,370		5,662	375	(0)	(0)	
C	Rfm Insurance	N Total		15	5															

Securities and Exchange Commission, Plaintiff,
v.
Complete Business Solutions Group, Inc. d/b/a Par Funding et. al., Defendants.
CASE NO. 9:20-cv-81205
UNITED STATES DISTRICT COURT
SOUTHERN DISTRICT OF FLORIDA

Category C - Detail of CBSG MCA Suites Activity for the period from 2012 through July 27, 2020

Source: MCA Suites										Total Advances and Repayments per MCA Suites		Cash Advances and Repayments per MCA Suites			Transactional Data per MCA Suites				A/R Balance (Note 10)		
Category (Note 1)	Merchant Grouping (Note 11)	Funded After 01/01/20	Merchant Name (Note 8)	Total # of Deals (Note 2)	Deals with Reioad (Note 3)	First Funding Date (Note 12)	Last Funding Date (Note 12)	Month of Last Payment (Note 13)	Advance Amount (Note 4)	Payback (Note 5)	Net Cash Advanced (Note 6)	Total Cash Repayments (Note 7)	E = D-C	Total Reload (Note 9)	Total Write-off (Note 8)	Total Fee (Note 8)	Total Collections 06/2020-07/27/2020 (Note 7)	Active A/R	Default A/R	Total A/R	
																					A
C	G Fix and Accessories	N	G Fix and Accessories	2	2	09/30/19	10/28/19	Jan-20	15,000	19,350	14,665	14,512	(153)	4,913		75		0		0	
C	G Fix and Accessories	N Total		2	2	09/30/19	10/28/19	Jan-20	15,000	19,350	14,665	14,512	(153)	4,913		75		0		0	
C	G Fix and Accessories	Y	G Fix and Accessories	1	-	01/07/20	01/07/20	Jul-20	15,000	20,250	9,787	7,440	(2,347)		1,275	555	14,085			14,085	
C	G Fix and Accessories	Y Total		1	-	01/07/20	01/07/20	Jul-20	15,000	20,250	9,787	7,440	(2,347)		1,275	555	14,085			14,085	
C	G Fix and Accessories Total			3	2	09/30/19	01/07/20	Jul-20	30,000	39,600	24,452	21,952	(2,500)	4,913		1,350	555	14,085		14,085	
C	Peerhouse LLC	Y	Peerhouse LLC	2	1	03/10/20	05/22/20	Jul-20	35,000	43,850	29,865	24,710	(5,155)	5,100			10,660			14,040	
C	Peerhouse LLC	Y Total		2	1	03/10/20	05/22/20	Jul-20	35,000	43,850	29,865	24,710	(5,155)	5,100			10,660			14,040	
C	Peerhouse LLC Total			2	1	03/10/20	05/22/20	Jul-20	35,000	43,850	29,865	24,710	(5,155)	5,100			10,660			14,040	
C	Top Designs Usa	N	Top Designs Usa	11	4	09/27/17	11/29/19	Jul-20	133,224	183,754	84,725	127,839	43,115	33,070	14,880	2,200	998	10,165		10,165	
C	Top Designs Usa	N Total		11	4	09/27/17	11/29/19	Jul-20	133,224	183,754	84,725	127,839	43,115	33,070	14,880	2,200	998	10,165		10,165	
C	Top Designs Usa	Y	Top Designs Usa	2	1	01/17/20	02/27/20	Jul-20	9,000	11,160	6,107	5,166	(941)	2,893	700	900	3,801			3,801	
C	Top Designs Usa	Y Total		2	1	01/17/20	02/27/20	Jul-20	9,000	11,160	6,107	5,166	(941)	2,893	700	900	3,801			3,801	
C	Top Designs Usa Total			13	5	09/27/17	02/27/20	Jul-20	142,224	194,914	90,831	133,005	42,174	35,964	14,880	2,900	1,898	13,966		13,966	
C	International Cleaning Services	N	International Cleaning Services	29	2	09/13/18	03/07/19	Jul-20	354,232	498,002	338,572	470,218	131,646	14,625		600	2,000	13,758		13,758	
C	International Cleaning Services	N Total		29	2	09/13/18	03/07/19	Jul-20	354,232	498,002	338,572	470,218	131,646	14,625		600	2,000	13,758		13,758	
C	International Cleaning Services Total			29	2	09/13/18	03/07/19	Jul-20	354,232	498,002	338,572	470,218	131,646	14,625		600	2,000	13,758		13,758	
C	Adams Home Exteriors	N	Adams Home Exteriors	2	1	08/27/19	12/05/19	Jul-20	106,000	145,100	79,192	106,439	27,246	25,273		275	1,600	13,664		13,664	
C	Adams Home Exteriors	N Total		2	1	08/27/19	12/05/19	Jul-20	106,000	145,100	79,192	106,439	27,246	25,273		275	1,600	13,664		13,664	
C	Adams Home Exteriors Total			2	1	08/27/19	12/05/19	Jul-20	106,000	145,100	79,192	106,439	27,246	25,273		275	1,600	13,664		13,664	
C	Balderrama Partnership	N	Balderrama Partnership	20	14	09/29/15	12/09/19	Feb-20	275,622	341,985	181,061	244,948	63,888	98,087		1,050		0		0	
C	Balderrama Partnership	N Total		20	14	09/29/15	12/09/19	Feb-20	275,622	341,985	181,061	244,948	63,888	98,087		1,050		0		0	
C	Balderrama Partnership	Y	Balderrama Partnership	1	-	02/21/20	02/21/20	Jul-20	20,000	27,800	10,319	14,232	3,913		75	4,500	13,643			13,643	
C	Balderrama Partnership	Y Total		1	-	02/21/20	02/21/20	Jul-20	20,000	27,800	10,319	14,232	3,913		75	4,500	13,643			13,643	
C	Balderrama Partnership Total			21	14	09/29/15	02/21/20	Jul-20	295,622	369,785	191,380	259,181	67,800	98,087		1,125	4,500	13,643		13,643	
C	Tafalushi Food Marts	N	Tafalushi Food Marts	10	1	05/13/19	10/07/19	Jan-20	52,758	73,361	47,247	53,850	6,603	14,850	5,111	450		(0)		(0)	
C	Tafalushi Food Marts	N Total		10	1	05/13/19	10/07/19	Jan-20	52,758	73,361	47,247	53,850	6,603	14,850	5,111	450		(0)		(0)	
C	Tafalushi Food Marts	Y	Tafalushi Food Marts	2	-	01/15/20	07/10/20	Jul-20	37,000	50,100	22,150	36,655	14,505		75	8,080	13,520			13,520	
C	Tafalushi Food Marts	Y Total		2	-	01/15/20	07/10/20	Jul-20	37,000	50,100	22,150	36,655	14,505		75	8,080	13,520			13,520	
C	Tafalushi Food Marts Total			12	1	05/13/19	07/10/20	Jul-20	89,758	123,461	69,397	90,505	21,108	14,850	5,111	525	8,080	13,520		13,520	
C	Melvin Whitten Jr (Esti Fasionz)	Y	Melvin Whitten Jr (Esti Fasionz)	3	2	01/03/20	06/11/20	Jul-20	36,000	48,780	21,764	22,327	563	13,936		775	6,027	13,293		13,293	
C	Melvin Whitten Jr (Esti Fasionz)	Y Total		3	2	01/03/20	06/11/20	Jul-20	36,000	48,780	21,764	22,327	563	13,936		775	6,027	13,293		13,293	
C	Melvin Whitten Jr (Esti Fasionz) Total			3	2	01/03/20	06/11/20	Jul-20	36,000	48,780	21,764	22,327	563	13,936		775	6,027	13,293		13,293	
C	Clutter Buster Climate Storage	N	Clutter Buster Climate Storage	18	1	07/06/17	11/14/17	Jul-20	281,023	406,632	181,005	298,563	117,558	99,023		4,175	2,000	13,221		13,221	
C	Clutter Buster Climate Storage	N Total		18	1	07/06/17	11/14/17	Jul-20	281,023	406,632	181,005	298,563	117,558	99,023		4,175	2,000	13,221		13,221	
C	Clutter Buster Climate Storage Total			18	1	07/06/17	11/14/17	Jul-20	281,023	406,632	181,005	298,563	117,558	99,023		4,175	2,000	13,221		13,221	
C	All Around Construction Services	N	All Around Construction Services	5	1	04/25/19	11/18/19	Apr-20	42,000	55,780	29,230	44,602	15,372	6,821	5,782	1,425		0		0	
C	All Around Construction Services	N Total		5	1	04/25/19	11/18/19	Apr-20	42,000	55,780	29,230	44,602	15,372	6,821	5,782	1,425		0		0	
C	All Around Construction Services	Y	All Around Construction Services	2	1	04/24/20	06/09/20	Jul-20	20,000	27,250	14,512	9,506	(5,007)	4,738		7,556	13,007			13,007	
C	All Around Construction Services	Y Total		2	1	04/24/20	06/09/20	Jul-20	20,000	27,250	14,512	9,506	(5,007)	4,738		7,556	13,007			13,007	
C	All Around Construction Services Total			7	2	04/25/19	06/09/20	Jul-20	62,000	83,030	43,742	54,108	10,366	11,559	5,782	1,425	7,556	13,007		13,007	
C	New Haven Furniture Plus	N	New Haven Furniture Plus	7	6	10/25/17	12/30/19	Jun-20	129,134	183,448	91,197	143,218	52,020	41,655		1,425	2,176			-	
C	New Haven Furniture Plus	N Total		7	6	10/25/17	12/30/19	Jun-20	129,134	183,448	91,197	143,218	52,020	41,655		1,425	2,176			-	

Securities and Exchange Commission, Plaintiff,
v.
Complete Business Solutions Group, Inc. d/b/a Par Funding et. al., Defendants.
CASE NO. 9:20-cv-81205
UNITED STATES DISTRICT COURT
SOUTHERN DISTRICT OF FLORIDA

Category C - Detail of CBSG MCA Suites Activity for the period from 2012 through July 27, 2020

Source: MCA Suites										Total Advances and Repayments per MCA Suites		Cash Advances and Repayments per MCA Suites			Transactional Data per MCA Suites				A/R Balance (Note 10)		
Category (Note 1)	Merchant Grouping (Note 11)	Funded After 01/01/20	Merchant Name (Note 8)	Total # of Deals (Note 2)	Deals with Reioad (Note 3)	First Funding Date (Note 12)	Last Funding Date (Note 12)	Month of Last Payment (Note 13)	Advance Amount (Note 4)	Payback (Note 5)	Net Cash Advanced (Note 6)	Total Cash Repayments (Note 7)	E = D-C	Total Reload (Note 9)	Total Write-off (Note 8)	Total Fee (Note 8)	Total Collections 06/2020-07/27/2020 (Note 7)	Active A/R	Default A/R	Total A/R	
																					A
C	New Haven Furniture Plus	Y	New Haven Furniture Plus	1	-	06/23/20	06/23/20	Jul-20	12,000	16,320	7,286	3,400	(3,886)				3,400	12,920		12,920	
C	New Haven Furniture Plus	Y Total		1	-	06/23/20	06/23/20	Jul-20	12,000	16,320	7,286	3,400	(3,886)				3,400	12,920		12,920	
C	New Haven Furniture Plus Total			8	6	10/25/17	06/23/20	Jul-20	141,134	199,768	98,483	146,618	48,134	41,655	1,425	5,576	12,920			12,920	
C	Accurate Cleaning Service	Y	Accurate Cleaning Service	2	1	02/18/20	05/13/20	Jul-20	35,000	47,250	27,450	27,628	178	6,950	150	10,560	12,822			12,822	
C	Accurate Cleaning Service	Y Total		2	1	02/18/20	05/13/20	Jul-20	35,000	47,250	27,450	27,628	178	6,950	150	10,560	12,822			12,822	
C	Accurate Cleaning Service Total			2	1	02/18/20	05/13/20	Jul-20	35,000	47,250	27,450	27,628	178	6,950	150	10,560	12,822			12,822	
C	Red Persimmon Nails	N	Red Persimmon Nails	15	1	09/30/19	12/30/19	Jul-20	37,690	51,639	37,505	47,646	10,141	517		1,300	3,477			3,477	
C	Red Persimmon Nails	N Total		15	1	09/30/19	12/30/19	Jul-20	37,690	51,639	37,505	47,646	10,141	517		1,300	3,477			3,477	
C	Red Persimmon Nails	Y	Red Persimmon Nails	4	-	01/06/20	02/19/20	Jul-20	13,110	16,263	12,393	6,948	(5,445)			1,300	9,315			9,315	
C	Red Persimmon Nails	Y Total		4	-	01/06/20	02/19/20	Jul-20	13,110	16,263	12,393	6,948	(5,445)			1,300	9,315			9,315	
C	Red Persimmon Nails Total			19	1	09/30/19	02/19/20	Jul-20	50,800	67,902	49,898	54,594	4,696	517	2,600	12,791	12,791			12,791	
C	Jetts Place	Y	Jetts Place	2	1	02/12/20	07/09/20	Jul-20	19,964	28,400	14,905	11,478	(3,428)	4,521	75	4,543	12,477			12,477	
C	Jetts Place	Y Total		2	1	02/12/20	07/09/20	Jul-20	19,964	28,400	14,905	11,478	(3,428)	4,521	75	4,543	12,477			12,477	
C	Jetts Place Total			2	1	02/12/20	07/09/20	Jul-20	19,964	28,400	14,905	11,478	(3,428)	4,521	75	4,543	12,477			12,477	
C	Compvine and Growtec Services	N	Compvine and Growtec Services	2	1	07/30/18	09/18/18	Jul-20	58,085	82,069	32,386	46,518	14,132	24,700	1,575	4,000	12,426			12,426	
C	Compvine and Growtec Services	N Total		2	1	07/30/18	09/18/18	Jul-20	58,085	82,069	32,386	46,518	14,132	24,700	1,575	4,000	12,426			12,426	
C	Compvine and Growtec Services Total			2	1	07/30/18	09/18/18	Jul-20	58,085	82,069	32,386	46,518	14,132	24,700	1,575	4,000	12,426			12,426	
C	Fleettrack GPS	N	Fleettrack GPS	8	-	08/20/19	11/07/19	Jan-20	47,522	62,615	47,327	70,265	22,938		7,650						
C	Fleettrack GPS	N Total		8	-	08/20/19	11/07/19	Jan-20	47,522	62,615	47,327	70,265	22,938		7,650						
C	Fleettrack GPS	Y	Fleettrack GPS	3	2	01/28/20	07/22/20	Jul-20	22,000	27,280	19,971	13,226	(6,745)	2,029	375	3,823	12,400			12,400	
C	Fleettrack GPS	Y Total		3	2	01/28/20	07/22/20	Jul-20	22,000	27,280	19,971	13,226	(6,745)	2,029	375	3,823	12,400			12,400	
C	Fleettrack GPS Total			11	2	08/20/19	07/22/20	Jul-20	69,522	89,895	67,298	83,491	16,193	2,029	8,025	3,823	12,400			12,400	
C	Beneficial Re	Y	Beneficial Re	2	-	01/03/20	07/09/20	Jul-20	15,000	22,100	13,644	9,943	(3,702)		225	2,618	12,383			12,383	
C	Beneficial Re	Y Total		2	-	01/03/20	07/09/20	Jul-20	15,000	22,100	13,644	9,943	(3,702)		225	2,618	12,383			12,383	
C	Beneficial Re Total			2	-	01/03/20	07/09/20	Jul-20	15,000	22,100	13,644	9,943	(3,702)		225	2,618	12,383			12,383	
C	Grisham Hay Company (Harvey Michael Grisham)	N	Grisham Hay Company (Harvey Michael Grisham)	13	3	07/23/18	10/31/18	Jul-20	67,500	95,490	43,733	61,024	17,291	22,403	300	1,000	12,363			12,363	
C	Grisham Hay Company (Harvey Michael Grisham)	N Total		13	3	07/23/18	10/31/18	Jul-20	67,500	95,490	43,733	61,024	17,291	22,403	300	1,000	12,363			12,363	
C	Grisham Hay Company (Harvey Michael Grisham) Total			13	3	07/23/18	10/31/18	Jul-20	67,500	95,490	43,733	61,024	17,291	22,403	300	1,000	12,363			12,363	
C	J Johnson Education Center	N	J Johnson Education Center	7	5	06/02/17	12/10/19	Jul-20	246,785	343,350	158,236	244,838	86,602	86,459	300	5,126	12,353			12,353	
C	J Johnson Education Center	N Total		7	5	06/02/17	12/10/19	Jul-20	246,785	343,350	158,236	244,838	86,602	86,459	300	5,126	12,353			12,353	
C	J Johnson Education Center Total			7	5	06/02/17	12/10/19	Jul-20	246,785	343,350	158,236	244,838	86,602	86,459	300	5,126	12,353			12,353	
C	KMT Ambulance	N	KMT Ambulance	2	1	08/02/19	12/19/19	May-20	20,000	27,800	19,700	24,894	5,194	4,506	1,600						
C	KMT Ambulance	N Total		2	1	08/02/19	12/19/19	May-20	20,000	27,800	19,700	24,894	5,194	4,506	1,600						
C	KMT Ambulance	Y	KMT Ambulance	2	1	01/31/20	05/19/20	Jul-20	15,000	18,900	8,003	5,868	(2,135)	2,492	1,939	12,290				12,290	
C	KMT Ambulance	Y Total		2	1	01/31/20	05/19/20	Jul-20	15,000	18,900	8,003	5,868	(2,135)	2,492	1,939	12,290				12,290	
C	KMT Ambulance Total			4	2	08/02/19	05/19/20	Jul-20	35,000	46,700	27,703	30,763	3,060	6,997	3,350	1,939	12,290			12,290	
C	Michael E Aufferorde	N	Michael E Aufferorde	3	2	03/15/19	08/28/19	Jul-20	40,000	47,200	33,594	28,802	(4,792)	6,406	200	368	12,192			12,192	
C	Michael E Aufferorde	N Total		3	2	03/15/19	08/28/19	Jul-20	40,000	47,200	33,594	28,802	(4,792)	6,406	200	368	12,192			12,192	
C	Michael E Aufferorde Total			3	2	03/15/19	08/28/19	Jul-20	40,000	47,200	33,594	28,802	(4,792)	6,406	200	368	12,192			12,192	
C	Richard Rizzo Agency	N	Richard Rizzo Agency	28	9	05/17/17	07/16/19	Jul-20	445,343	618,421	288,266	429,885	141,619	151,825	24,889	250	4,000	12,072		12,072	
C	Richard Rizzo Agency	N Total		28	9	05/17/17	07/16/19	Jul-20	445,343	618,421	288,266	429,885	141,619	151,825	24,889	250	4,000	12,072		12,072	
C	Richard Rizzo Agency Total			28	9	05/17/17	07/16/19	Jul-20	445,343	618,421	288,266	429,885	141,619	151,825	24,889	250	4,000	12,072		12,072	
C	Atlanta Custom Baggers	N	Atlanta Custom Baggers	3	3	06/03/19	11/25/19	Feb-20	30,000	39,600	15,285	20,520	5,235	19,080							
C	Atlanta Custom Baggers	N Total		3	3	06/03/19	11/25/19	Feb-20	30,000	39,600	15,285	20,520	5,235	19,080							
C	Atlanta Custom Baggers	Y	Atlanta Custom Baggers	2	-	02/10/20	07/16/20	Jul-20	20,000	26,400	12,920	14,373	1,453			5,013	12,027			12,027	

Securities and Exchange Commission, Plaintiff,
v.
Complete Business Solutions Group, Inc. d/b/a Par Funding et. al., Defendants.
CASE NO. 9:20-cv-81205
UNITED STATES DISTRICT COURT
SOUTHERN DISTRICT OF FLORIDA

Category C - Detail of CBSG MCA Suites Activity for the period from 2012 through July 27, 2020

Source: MCA Suites										Total Advances and Repayments per MCA Suites		Cash Advances and Repayments per MCA Suites			Transactional Data per MCA Suites				A/R Balance (Note 10)		
Category (Note 1)	Merchant Grouping (Note 11)	Funded After 01/01/20	Merchant Name (Note 8)	Total # of Deals (Note 2)	Deals with Reload (Note 3)	First Funding Date (Note 12)	Last Funding Date (Note 12)	Month of Last Payment (Note 13)	Advance Amount (Note 4)	Payback (Note 5)	Net Cash Advanced (Note 6)	Total Cash Repayments (Note 7)	E = D-C	Total Reload (Note 9)	Total Write-off (Note 8)	Total Fee (Note 8)	Total Collections 06/2020-07/27/2020 (Note 7)	Active A/R	Default A/R	Total A/R	
																					A
C	Atlanta Custom Baggers	Y Total		2	-	02/10/20	07/16/20	Jul-20	20,000	26,400	12,920	14,373	1,453				5,013	12,027		12,027	
C	Atlanta Custom Baggers Total			5	3	06/03/19	07/16/20	Jul-20	50,000	66,000	28,205	34,893	6,688	19,080			5,013	12,027		12,027	
C	Universal Access	N	Universal Access	6	3	03/29/19	12/30/19	Jul-20	65,000	79,100	50,144	53,569	3,425	14,751	1,200		250	11,980		11,980	
C	Universal Access	N Total		6	3	03/29/19	12/30/19	Jul-20	65,000	79,100	50,144	53,569	3,425	14,751	1,200		250	11,980		11,980	
C	Universal Access Total			6	3	03/29/19	12/30/19	Jul-20	65,000	79,100	50,144	53,569	3,425	14,751	1,200		250	11,980		11,980	
C	8 To 8 Inc	N	8 To 8 Inc	21	1	07/11/19	11/21/19	Jan-20	61,000	81,500	60,885	67,190	6,305	14,310			0	0		0	
C	8 To 8 Inc	N Total		21	1	07/11/19	11/21/19	Jan-20	61,000	81,500	60,885	67,190	6,305	14,310			0	0		0	
C	8 To 8 Inc	Y	8 To 8 Inc	1	-	02/03/20	02/03/20	Jul-20	35,000	47,250	14,013	35,274	21,261			12,580	11,976		11,976		
C	8 To 8 Inc	Y Total		1	-	02/03/20	02/03/20	Jul-20	35,000	47,250	14,013	35,274	21,261			12,580	11,976		11,976		
C	8 To 8 Inc Total			22	1	07/11/19	02/03/20	Jul-20	96,000	128,750	74,898	102,464	27,566	14,310			12,580	11,976		11,976	
C	The Comic Cave	Y	Weve Got Issues	2	1	02/27/20	06/05/20	Jul-20	37,000	47,920	26,829	26,681	(148)	9,656	300		19,597	11,883		11,883	
C	The Comic Cave	Y Total		2	1	02/27/20	06/05/20	Jul-20	37,000	47,920	26,829	26,681	(148)	9,656	300		19,597	11,883		11,883	
C	The Comic Cave Total			2	1	02/27/20	06/05/20	Jul-20	37,000	47,920	26,829	26,681	(148)	9,656	300		19,597	11,883		11,883	
C	Chef Batts Catering	Y	Chef Batts Catering	3	2	01/10/20	06/16/20	Jul-20	24,000	34,140	16,673	15,892	(780)	6,798	150		6,914	11,600		11,600	
C	Chef Batts Catering	Y Total		3	2	01/10/20	06/16/20	Jul-20	24,000	34,140	16,673	15,892	(780)	6,798	150		6,914	11,600		11,600	
C	Chef Batts Catering Total			3	2	01/10/20	06/16/20	Jul-20	24,000	34,140	16,673	15,892	(780)	6,798	150		6,914	11,600		11,600	
C	Cdrs Professional Services	N	Cdrs Professional Services	17	11	11/29/16	12/05/19	Feb-20	195,315	274,076	110,648	189,601	78,953	81,512	3,864	900	(0)	(0)		(0)	
C	Cdrs Professional Services	N Total		17	11	11/29/16	12/05/19	Feb-20	195,315	274,076	110,648	189,601	78,953	81,512	3,864	900	(0)	(0)		(0)	
C	Cdrs Professional Services	Y	Cdrs Professional Services	3	2	03/02/20	07/14/20	Jul-20	30,000	41,500	18,600	20,929	2,329	9,000			8,129	11,571		11,571	
C	Cdrs Professional Services	Y Total		3	2	03/02/20	07/14/20	Jul-20	30,000	41,500	18,600	20,929	2,329	9,000			8,129	11,571		11,571	
C	Cdrs Professional Services Total			20	13	11/29/16	07/14/20	Jul-20	225,315	315,576	129,248	210,529	81,281	90,512	3,864	900	8,129	11,571		11,571	
C	DK Restaurant	N	DK Restaurant	4	2	08/06/18	03/21/19	Feb-20	60,000	79,670	42,892	63,822	20,930	16,523		675	-	-		-	
C	DK Restaurant	N Total		4	2	08/06/18	03/21/19	Feb-20	60,000	79,670	42,892	63,822	20,930	16,523		675	-	-		-	
C	DK Restaurant	Y	DK Restaurant	2	1	03/03/20	06/19/20	Jul-20	18,000	23,220	15,344	9,049	(6,295)	2,657			5,320	11,515		11,515	
C	DK Restaurant	Y Total		2	1	03/03/20	06/19/20	Jul-20	18,000	23,220	15,344	9,049	(6,295)	2,657			5,320	11,515		11,515	
C	DK Restaurant Total			6	3	08/06/18	06/19/20	Jul-20	78,000	102,890	58,236	72,871	14,635	19,179		675	5,320	11,515		11,515	
C	T and T Maids of Cleaning	N	T and T Maids of Cleaning	12	-	05/06/19	07/08/19	Oct-19	21,655	29,767	21,455	29,917	8,462		150		(0)	(0)		(0)	
C	T and T Maids of Cleaning	N Total		12	-	05/06/19	07/08/19	Oct-19	21,655	29,767	21,455	29,917	8,462		150		(0)	(0)		(0)	
C	T and T Maids of Cleaning	Y	T and T Maids of Cleaning	5	4	01/21/20	07/08/20	Jul-20	25,000	34,880	16,754	15,184	(1,570)	8,246			6,203	11,450		11,450	
C	T and T Maids of Cleaning	Y Total		5	4	01/21/20	07/08/20	Jul-20	25,000	34,880	16,754	15,184	(1,570)	8,246			6,203	11,450		11,450	
C	T and T Maids of Cleaning Total			17	4	05/06/19	07/08/20	Jul-20	46,655	64,647	38,209	45,101	6,892	8,246	150		6,203	11,450		11,450	
C	Rafael Mexican Grill	N	Rafael Mexican Grill	1	1	11/27/19	11/27/19	Jan-20	15,000	18,600	14,965	7,971	(6,994)	10,629			-	-		-	
C	Rafael Mexican Grill	N Total		1	1	11/27/19	11/27/19	Jan-20	15,000	18,600	14,965	7,971	(6,994)	10,629			-	-		-	
C	Rafael Mexican Grill	Y	Rafael Mexican Grill	1	-	01/10/20	01/10/20	Jul-20	25,000	34,250	13,921	22,869	8,947			5,125	11,381		11,381		
C	Rafael Mexican Grill	Y Total		1	-	01/10/20	01/10/20	Jul-20	25,000	34,250	13,921	22,869	8,947			5,125	11,381		11,381		
C	Rafael Mexican Grill Total			2	1	11/27/19	01/10/20	Jul-20	40,000	52,850	28,886	30,840	1,954	10,629			5,125	11,381		11,381	
C	Kbp Automotive	N	Kbp Automotive	4	2	04/24/18	12/04/19	Jan-20	71,000	93,790	58,270	76,655	18,385	17,135			-	-		-	
C	Kbp Automotive	N Total		4	2	04/24/18	12/04/19	Jan-20	71,000	93,790	58,270	76,655	18,385	17,135			-	-		-	
C	Kbp Automotive	Y	Kbp Automotive	1	-	01/24/20	01/24/20	Jul-20	20,000	26,400	15,595	15,237	(358)			5,600	11,163		11,163		
C	Kbp Automotive	Y Total		1	-	01/24/20	01/24/20	Jul-20	20,000	26,400	15,595	15,237	(358)			5,600	11,163		11,163		
C	Kbp Automotive Total			5	2	04/24/18	01/24/20	Jul-20	91,000	120,190	73,865	91,892	18,027	17,135			5,600	11,163		11,163	
C	M and C Automotive	Y	M and C Automotive	7	1	02/13/20	05/14/20	Jul-20	41,224	53,553	25,374	27,394	2,020	15,451	375		11,958	11,083		11,083	
C	M and C Automotive	Y Total		7	1	02/13/20	05/14/20	Jul-20	41,224	53,553	25,374	27,394	2,020	15,451	375		11,958	11,083		11,083	
C	M and C Automotive Total			7	1	02/13/20	05/14/20	Jul-20	41,224	53,553	25,374	27,394	2,020	15,451	375		11,958	11,083		11,083	
C	Twinkle Nails and Spa Salor	N	Twinkle Nails and Spa Salor	1	1	12/05/19	12/05/19	Feb-20	15,000	18,600	14,965	11,957	(3,008)	6,643			-	-		-	
C	Twinkle Nails and Spa Salor	N Total		1	1	12/05/19	12/05/19	Feb-20	15,000	18,600	14,965	11,957	(3,008)	6,643			-	-		-	
C	Twinkle Nails and Spa Salor	Y	Twinkle Nails and Spa Salor	1	-	02/13/20	02/13/20	Jul-20	15,000	18,600	8,357	7,940	(417)		225		450	10,885		10,885	
C	Twinkle Nails and Spa Salor	Y Total		1	-	02/13/20	02/13/20	Jul-20	15,000	18,600	8,357	7,940	(417)		225		450	10,885		10,885	
C	Twinkle Nails and Spa Salor Total			2	1	12/05/19	02/13/20	Jul-20	30,000	37,200	23,322	19,897	(3,425)	6,643	225		450	10,885		10,885	
C	Act Counseling	N	Act Counseling	26	3	12/15/17	10/30/19	Feb-20	146,500	206,200	116,924	169,306	52,382	30,658	8,311	75	(0)	(0)		(0)	
C	Act Counseling	N Total		26	3	12/15/17	10/30/19	Feb-20	146,500	206,200	116,924	169,306	52,382	30,658	8,311	75	(0)	(0)		(0)	
C	Act Counseling	Y	Act Counseling	1	-	02/21/20	02/21/20	Jul-20	25,000	34,750	11,717	24,048	12,331			6,150	10,702		10,702		
C	Act Counseling	Y Total		1	-	02/21/20	02/21/20	Jul-20	25,000	34,750	11,717	24,048	12,331			6,150	10,702		10,702		

Securities and Exchange Commission, Plaintiff,
v.
Complete Business Solutions Group, Inc. d/b/a Par Funding et. al., Defendants.
CASE NO. 9:20-cv-81205
UNITED STATES DISTRICT COURT
SOUTHERN DISTRICT OF FLORIDA

Category C - Detail of CMSG MCA Suites Activity for the period from 2012 through July 27, 2020

Source: MCA Suites										Total Advances and Repayments per MCA Suites		Cash Advances and Repayments per MCA Suites			Transactional Data per MCA Suites				A/R Balance (Note 10)		
Category (Note 1)	Merchant Grouping (Note 11)	Funded After 01/01/20	Merchant Name (Note 8)	Total # of Deals (Note 2)	Deals with Reload (Note 3)	First Funding Date (Note 12)	Last Funding Date (Note 12)	Month of Last Payment (Note 13)	Advance Amount (Note 4)	Payback (Note 5)	Net Cash Advanced (Note 6)	Total Cash Repayments (Note 7)	E = D-C	Total Reload (Note 9)	Total Write-off (Note 8)	Total Fee (Note 8)	Total Collections 06/2020-07/27/2020 (Note 7)	Active A/R	Default A/R	Total A/R	
																					A
C	Act Counseling			27	3	12/15/17	02/21/20	Jul-20	171,500	242,950	128,641	193,354	64,713	30,658	8,311	75	6,150	10,702		10,702	
C	Mounts Garage	N	Mounts Garage	6	4	01/11/17	10/04/19	Jul-20	167,177	225,130	119,993	169,892	49,899	44,836			4,695	10,402		10,402	
C	Mounts Garage	N Total		6	4	01/11/17	10/04/19	Jul-20	167,177	225,130	119,993	169,892	49,899	44,836			4,695	10,402		10,402	
C	Mounts Garage			6	4	01/11/17	10/04/19	Jul-20	167,177	225,130	119,993	169,892	49,899	44,836			4,695	10,402		10,402	
C	I Am Ericas Flags	N	I Am Ericas Flags	1	-	09/18/19	09/18/19	Jan-20	10,000	12,400	9,965	12,475	2,510		75					-	
C	I Am Ericas Flags	N Total		1	-	09/18/19	09/18/19	Jan-20	10,000	12,400	9,965	12,475	2,510		75					-	
C	I Am Ericas Flags	Y	I Am Ericas Flags	2	1	03/13/20	05/13/20	Jul-20	27,000	33,900	20,858	18,006	(2,852)	5,507			9,061	10,387		10,387	
C	I Am Ericas Flags	Y Total		2	1	03/13/20	05/13/20	Jul-20	27,000	33,900	20,858	18,006	(2,852)	5,507			9,061	10,387		10,387	
C	I Am Ericas Flags			3	1	09/18/19	05/13/20	Jul-20	37,000	46,300	30,823	30,481	(342)	5,507		75	9,061	10,387		10,387	
C	TTA Co	N	TTA Co	13	1	10/05/18	10/31/18	Jul-20	68,200	89,980	61,860	75,748	13,888	5,310	1,400	175	10,322		10,322		
C	TTA Co	N Total		13	1	10/05/18	10/31/18	Jul-20	68,200	89,980	61,860	75,748	13,888	5,310	1,400	175	10,322		10,322		
C	TTA Co Total			13	1	10/05/18	10/31/18	Jul-20	68,200	89,980	61,860	75,748	13,888	5,310	1,400	175	10,322		10,322		
C	An and K Farms	Y	An and K Farms	2	1	03/26/20	05/27/20	Jul-20	27,000	37,530	19,489	20,468	979	6,776		12,111	10,286		10,286		
C	An and K Farms	Y Total		2	1	03/26/20	05/27/20	Jul-20	27,000	37,530	19,489	20,468	979	6,776		12,111	10,286		10,286		
C	An and K Farms			2	1	03/26/20	05/27/20	Jul-20	27,000	37,530	19,489	20,468	979	6,776		12,111	10,286		10,286		
C	LA Garden Hostel	Y	LA Garden Hostel	1	-	01/22/20	01/22/20	Jul-20	12,000	16,680	7,014	7,369	356		900	140	10,211		10,211		
C	LA Garden Hostel	Y Total		1	-	01/22/20	01/22/20	Jul-20	12,000	16,680	7,014	7,369	356		900	140	10,211		10,211		
C	LA Garden Hostel			1	-	01/22/20	01/22/20	Jul-20	12,000	16,680	7,014	7,369	356		900	140	10,211		10,211		
C	Mr Meximum Foods	N	Mr Meximum Foods	10	2	07/17/19	12/31/19	Feb-20	44,940	59,419	43,243	57,242	13,999	3,407			(1,230)		(1,230)		
C	Mr Meximum Foods	N Total		10	2	07/17/19	12/31/19	Feb-20	44,940	59,419	43,243	57,242	13,999	3,407			(1,230)		(1,230)		
C	Mr Meximum Foods	Y	Mr Meximum Foods	7	-	01/07/20	02/11/20	Jul-20	18,987	24,033	16,472	13,200	(3,273)		450	820	11,283		11,283		
C	Mr Meximum Foods	Y Total		7	-	01/07/20	02/11/20	Jul-20	18,987	24,033	16,472	13,200	(3,273)		450	820	11,283		11,283		
C	Mr Meximum Foods			17	2	07/17/19	02/11/20	Jul-20	63,927	83,452	59,715	70,441	10,726	3,407	450	820	10,053		10,053		
C	Windsor Moving Co	N	Windsor Moving Co	1	1	12/05/19	12/05/19	Feb-20	10,000	11,800	9,965	7,080	(2,885)	4,720							
C	Windsor Moving Co	N Total		1	1	12/05/19	12/05/19	Feb-20	10,000	11,800	9,965	7,080	(2,885)	4,720							
C	Windsor Moving Co	Y	Windsor Moving Co	1	-	02/13/20	02/13/20	Jul-20	20,000	26,000	15,130	15,957	827			4,999	10,043		10,043		
C	Windsor Moving Co	Y Total		1	-	02/13/20	02/13/20	Jul-20	20,000	26,000	15,130	15,957	827			4,999	10,043		10,043		
C	Windsor Moving Co			2	1	12/05/19	02/13/20	Jul-20	30,000	37,800	25,095	23,037	(2,058)	4,720		4,999	10,043		10,043		
C	Designers Choice Transport	N	Designers Choice Transport	1	1	12/19/19	12/19/19	Feb-20	13,500	16,740	13,465	9,765	(3,700)	6,975							
C	Designers Choice Transport	N Total		1	1	12/19/19	12/19/19	Feb-20	13,500	16,740	13,465	9,765	(3,700)	6,975							
C	Designers Choice Transport	Y	Designers Choice Transport	2	1	02/10/20	06/17/20	Jul-20	25,000	32,350	14,310	19,192	4,882	3,330		5,672	9,828		9,828		
C	Designers Choice Transport	Y Total		2	1	02/10/20	06/17/20	Jul-20	25,000	32,350	14,310	19,192	4,882	3,330		5,672	9,828		9,828		
C	Designers Choice Transport			3	2	12/19/19	06/17/20	Jul-20	38,500	49,090	27,775	28,957	1,182	10,305		5,672	9,828		9,828		
C	Sahel Beauty	N	Sahel Beauty	9	5	09/29/17	12/23/19	Jun-20	97,000	127,360	82,032	113,642	31,610	14,018	300	259	(0)		(0)		
C	Sahel Beauty	N Total		9	5	09/29/17	12/23/19	Jun-20	97,000	127,360	82,032	113,642	31,610	14,018	300	259	(0)		(0)		
C	Sahel Beauty	Y	Sahel Beauty	1	-	01/14/20	01/14/20	Jul-20	20,000	26,000	20,000	16,233	(3,767)			3,399	9,767		9,767		
C	Sahel Beauty	Y Total		1	-	01/14/20	01/14/20	Jul-20	20,000	26,000	20,000	16,233	(3,767)			3,399	9,767		9,767		
C	Sahel Beauty			10	5	09/29/17	01/14/20	Jul-20	117,000	153,360	102,032	129,875	27,843	14,018	300	3,658	9,767		9,767		
C	Micci and Korolyshun	N	Micci and Korolyshun	2	2	07/03/19	09/17/19	Jan-20	30,000	41,700	19,542	27,731	8,189	13,970							
C	Micci and Korolyshun	N Total		2	2	07/03/19	09/17/19	Jan-20	30,000	41,700	19,542	27,731	8,189	13,970							
C	Micci and Korolyshun	Y	Micci and Korolyshun	2	1	01/15/20	05/07/20	Jul-20	30,000	40,500	20,318	25,023	4,705	5,720		7,548	9,757		9,757		
C	Micci and Korolyshun	Y Total		2	1	01/15/20	05/07/20	Jul-20	30,000	40,500	20,318	25,023	4,705	5,720		7,548	9,757		9,757		
C	Micci and Korolyshun			4	3	07/03/19	05/07/20	Jul-20	60,000	82,200	39,860	52,754	12,893	19,690		7,548	9,757		9,757		
C	Brison Oil and Gas	Y	Brison Oil and Gas	2	-	05/04/20	06/16/20	Jul-20	21,000	26,700	19,478	17,008	(2,470)			12,874	9,692		9,692		
C	Brison Oil and Gas	Y Total		2	-	05/04/20	06/16/20	Jul-20	21,000	26,700	19,478	17,008	(2,470)			12,874	9,692		9,692		
C	Brison Oil and Gas			2	-	05/04/20	06/16/20	Jul-20	21,000	26,700	19,478	17,008	(2,470)			12,874	9,692		9,692		
C	Jims Home Improvement	N	Jims Home Improvement	18	9	04/25/16	04/18/18	Jul-20	159,318	226,999	75,659	138,773	63,114	80,188	1,475	400	9,512		9,512		
C	Jims Home Improvement	N Total		18	9	04/25/16	04/18/18	Jul-20	159,318	226,999	75,659	138,773	63,114	80,188	1,475	400	9,512		9,512		
C	Jims Home Improvement			18	9	04/25/16	04/18/18	Jul-20	159,318	226,999	75,659	138,773	63,114	80,188	1,475	400	9,512		9,512		
C	Immaculate Heart of Mary Home Health	N	Immaculate Heart of Mary Home Health	8	1	01/07/19	03/29/19	Jul-20	134,392	160,379	62,967	83,029	20,062	69,425	1,575	8,200	9,500		9,500		

Securities and Exchange Commission, Plaintiff,
v.
Complete Business Solutions Group, Inc. d/b/a Par Funding et. al., Defendants.
CASE NO. 9:20-cv-81205
UNITED STATES DISTRICT COURT
SOUTHERN DISTRICT OF FLORIDA

Category C - Detail of CBSG MCA Suites Activity for the period from 2012 through July 27, 2020

Source: MCA Suites										Total Advances and Repayments per MCA Suites		Cash Advances and Repayments per MCA Suites			Transactional Data per MCA Suites				A/R Balance (Note 10)		
Category (Note 1)	Merchant Grouping (Note 11)	Funded After 01/01/20	Merchant Name (Note 8)	Total # of Deals (Note 2)	Deals with Reload (Note 3)	First Funding Date (Note 12)	Last Funding Date (Note 12)	Month of Last Payment (Note 13)	Advance Amount (Note 4)	Payback (Note 5)	Net Cash Advanced (Note 6)	Total Cash Repayments (Note 7)	Net Cash Surplus (Deficit)	Total Reload (Note 9)	Total Write-off (Note 8)	Total Fee (Note 8)	Total Collections 06/2020-07/27/2020 (Note 7)	Active A/R	Default A/R	Total A/R	
																					A
C	Immaculate Heart of Mary Home Health	N Total		8	1	01/07/19	03/29/19	Jul-20	134,392	160,379	62,967	83,029	20,062	69,425		1,575	8,200	9,500		9,500	
C	Immaculate Heart of Mary Home Health Total			8	1	01/07/19	03/29/19	Jul-20	134,392	160,379	62,967	83,029	20,062	69,425		1,575	8,200	9,500		9,500	
C	Countryside Lawn Care	N	Countryside Lawn Care	1	1	12/03/19	12/03/19	Jan-20	12,000	16,440	11,640	6,106	(5,534)	10,334						-	
C	Countryside Lawn Care	N Total		1	1	12/03/19	12/03/19	Jan-20	12,000	16,440	11,640	6,106	(5,534)	10,334						-	
C	Countryside Lawn Care	Y	Countryside Lawn Care	32	-	01/31/20	04/30/20	Jul-20	34,684	46,823	24,316	37,346	13,031				12,152	9,477		9,477	
C	Countryside Lawn Care	Y Total		32	-	01/31/20	04/30/20	Jul-20	34,684	46,823	24,316	37,346	13,031				12,152	9,477		9,477	
C	Countryside Lawn Care Total			33	1	12/03/19	04/30/20	Jul-20	46,684	63,263	35,956	43,453	7,497	10,334			12,152	9,477		9,477	
C	Tax Reducers LLC	N	Tax Reducers LLC	1	-	11/06/19	11/06/19	Dec-19	15,000	20,850	14,550	21,300	6,750		450					-	
C	Tax Reducers LLC	N Total		1	-	11/06/19	11/06/19	Dec-19	15,000	20,850	14,550	21,300	6,750		450					-	
C	Tax Reducers LLC	Y	Tax Reducers LLC	2	1	01/09/20	05/01/20	Jul-20	32,000	44,990	25,571	30,646	5,075	5,379		450	9,897	9,415		9,415	
C	Tax Reducers LLC	Y Total		2	1	01/09/20	05/01/20	Jul-20	32,000	44,990	25,571	30,646	5,075	5,379		450	9,897	9,415		9,415	
C	Tax Reducers LLC Total			3	1	11/06/19	05/01/20	Jul-20	47,000	65,840	40,121	51,946	11,825	5,379	900	9,897	9,415		9,415		
C	Taco Lady Mobile	N	Taco Lady Mobile	1	1	11/27/19	11/27/19	Feb-20	7,000	9,590	6,790	6,668	(122)	3,072		150				-	
C	Taco Lady Mobile	N Total		1	1	11/27/19	11/27/19	Feb-20	7,000	9,590	6,790	6,668	(122)	3,072		150				-	
C	Taco Lady Mobile	Y	Taco Lady Mobile	3	2	02/19/20	07/08/20	Jul-20	22,316	30,573	13,621	13,621	2,080		7,703	150	5,230	9,399		9,399	
C	Taco Lady Mobile	Y Total		3	2	02/19/20	07/08/20	Jul-20	22,316	30,573	13,621	13,621	2,080		7,703	150	5,230	9,399		9,399	
C	Taco Lady Mobile Total			4	3	11/27/19	07/08/20	Jul-20	29,316	40,163	18,331	20,289	1,958	10,775	300	5,230	9,399		9,399		
C	Under One Roof Restoration and Construction	Y	Under One Roof Restoration and Construction	2	1	02/18/20	05/14/20	Jul-20	30,000	41,700	20,343	23,561	3,218	8,757			8,549	9,383		9,383	
C	Under One Roof Restoration and Construction	Y Total		2	1	02/18/20	05/14/20	Jul-20	30,000	41,700	20,343	23,561	3,218	8,757			8,549	9,383		9,383	
C	Under One Roof Restoration and Construction Total			2	1	02/18/20	05/14/20	Jul-20	30,000	41,700	20,343	23,561	3,218	8,757			8,549	9,383		9,383	
C	All Three Shuttle Services	N	All Three Shuttle Services	8	2	10/20/17	10/07/19	Jul-20	148,407	210,288	92,741	148,767	56,026	22,179	31,907	1,700	350	9,135		9,135	
C	All Three Shuttle Services	N Total		8	2	10/20/17	10/07/19	Jul-20	148,407	210,288	92,741	148,767	56,026	22,179	31,907	1,700	350	9,135		9,135	
C	All Three Shuttle Services Total			8	2	10/20/17	10/07/19	Jul-20	148,407	210,288	92,741	148,767	56,026	22,179	31,907	1,700	350	9,135		9,135	
C	Centro Panda Security	Y	Centro Panda Security	2	-	05/07/20	06/24/20	Jul-20	16,000	21,100	13,915	12,000	(1,915)				9,724	9,100		9,100	
C	Centro Panda Security	Y Total		2	-	05/07/20	06/24/20	Jul-20	16,000	21,100	13,915	12,000	(1,915)				9,724	9,100		9,100	
C	Centro Panda Security Total			2	-	05/07/20	06/24/20	Jul-20	16,000	21,100	13,915	12,000	(1,915)				9,724	9,100		9,100	
C	West Union Flower Shop	N	West Union Flower Shop	1	1	11/26/19	11/26/19	Feb-20	7,000	9,590	6,790	5,275	(1,515)	4,390		75				-	
C	West Union Flower Shop	N Total		1	1	11/26/19	11/26/19	Feb-20	7,000	9,590	6,790	5,275	(1,515)	4,390		75				-	
C	West Union Flower Shop	Y	West Union Flower Shop	1	-	02/04/20	02/04/20	Jun-20	10,000	13,700	5,430	5,071	(359)			450	200	9,079		9,079	
C	West Union Flower Shop	Y Total		1	-	02/04/20	02/04/20	Jun-20	10,000	13,700	5,430	5,071	(359)			450	200	9,079		9,079	
C	West Union Flower Shop Total			2	1	11/26/19	02/04/20	Jun-20	17,000	23,290	12,220	10,346	(1,874)	4,390	525	200	9,079		9,079		
C	Prados Towing and Recovery	N	Prados Towing and Recovery	1	1	11/21/19	11/21/19	Jan-20	7,500	9,300	7,465	4,650	(2,815)	4,725		75				-	
C	Prados Towing and Recovery	N Total		1	1	11/21/19	11/21/19	Jan-20	7,500	9,300	7,465	4,650	(2,815)	4,725		75				-	
C	Prados Towing and Recovery	Y	Prados Towing and Recovery	3	2	01/10/20	05/22/20	Jul-20	32,000	40,400	16,453	20,917	4,464	10,822		375	6,084	9,036		9,036	
C	Prados Towing and Recovery	Y Total		3	2	01/10/20	05/22/20	Jul-20	32,000	40,400	16,453	20,917	4,464	10,822		375	6,084	9,036		9,036	
C	Prados Towing and Recovery Total			4	3	11/21/19	05/22/20	Jul-20	39,500	49,700	23,918	25,567	1,649	15,547	450	6,084	9,036		9,036		
C	Brew Crew Colorado	Y	Brew Crew Colorado	2	1	03/17/20	05/12/20	Jul-20	17,000	24,230	11,587	11,506	(81)	4,673		900	4,049	8,951		8,951	
C	Brew Crew Colorado	Y Total		2	1	03/17/20	05/12/20	Jul-20	17,000	24,230	11,587	11,506	(81)	4,673		900	4,049	8,951		8,951	
C	Brew Crew Colorado Total			2	1	03/17/20	05/12/20	Jul-20	17,000	24,230	11,587	11,506	(81)	4,673		900	4,049	8,951		8,951	
C	All South Recovery	N	All South Recovery	10	1	12/20/18	03/29/19	Jul-20	29,294	36,293	17,296	15,989	(1,307)	11,798		425	400	8,931		8,931	
C	All South Recovery	N Total		10	1	12/20/18	03/29/19	Jul-20	29,294	36,293	17,296	15,989	(1,307)	11,798		425	400	8,931		8,931	
C	All South Recovery Total			10	1	12/20/18	03/29/19	Jul-20	29,294	36,293	17,296	15,989	(1,307)	11,798		425	400	8,931		8,931	
C	Mr Rekey Franchise	N	Mr Rekey Franchise	2	1	02/14/18	12/11/18	Jul-20	67,923	92,215	48,532	65,769	17,237	17,923		300	500	8,823		8,823	
C	Mr Rekey Franchise	N Total		2	1	02/14/18	12/11/18	Jul-20	67,923	92,215	48,532	65,769	17,237	17,923		300	500	8,823		8,823	

Securities and Exchange Commission, Plaintiff,
 v.
 Complete Business Solutions Group, Inc. d/b/a Par Funding et. al., Defendants.
 CASE NO. 9:20-cv-81205
 UNITED STATES DISTRICT COURT
 SOUTHERN DISTRICT OF FLORIDA

Category C - Detail of CBSG MCA Suites Activity for the period from 2012 through July 27, 2020

Source: MCA Suites										Total Advances and Repayments per MCA Suites		Cash Advances and Repayments per MCA Suites			Transactional Data per MCA Suites				A/R Balance (Note 10)		
Category (Note 1)	Merchant Grouping (Note 11)	Funded After 01/01/20	Merchant Name (Note 8)	Total # of Deals (Note 2)	Deals with Reload (Note 3)	First Funding Date (Note 12)	Last Funding Date (Note 12)	Month of Last Payment (Note 13)	Advance Amount (Note 4)	Payback (Note 5)	Net Cash Advanced (Note 6)	Total Cash Repayments (Note 7)	E = D-C	Total Reload (Note 9)	Total Write-off (Note 8)	Total Fee (Note 8)	Total Collections 06/2020-07/27/2020 (Note 7)	Active A/R	Default A/R	Total A/R	
																					A
C	Mr Rekey Franchise Total			2	1	02/14/18	12/11/18	Jul-20	67,923	92,215	48,532	65,769	17,237	17,923		300	500	8,823		8,823	
C	Eagle Roadways	N	Eagle Roadways	1	1	11/20/19	11/20/19	May-20	35,000	47,250	33,950	46,230	12,280		150						
C	Eagle Roadways	N Total		1	1	11/20/19	11/20/19	May-20	35,000	47,250	33,950	46,230	12,280	1,170	150						
C	Eagle Roadways	Y	Eagle Roadways	1	-	05/12/20	05/12/20	Jul-20	20,000	28,000	17,830	19,330	1,500		75	14,350	8,745				
C	Eagle Roadways	Y Total		1	-	05/12/20	05/12/20	Jul-20	20,000	28,000	17,830	19,330	1,500		75	14,350	8,745				
C	Eagle Roadways Total			2	1	11/20/19	05/12/20	Jul-20	55,000	75,250	51,780	65,560	13,780	1,170	225	14,350	8,745				
C	Rbnum Services	Y	Rbnum Services	2	1	01/23/20	06/11/20	Jul-20	15,500	21,645	12,794	11,404	(1,390)		900	2,332	8,675				
C	Rbnum Services	Y Total		2	1	01/23/20	06/11/20	Jul-20	15,500	21,645	12,794	11,404	(1,390)		900	2,332	8,675				
C	Rbnum Services Total			2	1	01/23/20	06/11/20	Jul-20	15,500	21,645	12,794	11,404	(1,390)		900	2,332	8,675				
C	Jackson Shade Company	N	Jackson Shade Company	26	5	12/20/18	10/24/19	Jan-20	93,364	126,438	73,675	100,077	26,402	27,110	750			0			
C	Jackson Shade Company	N Total		26	5	12/20/18	10/24/19	Jan-20	93,364	126,438	73,675	100,077	26,402	27,110	750			0			
C	Jackson Shade Company	Y	Jackson Shade Company	1	-	01/08/20	01/08/20	Jul-20	15,000	21,750	6,844	14,091	7,248		975	1,250	8,634				
C	Jackson Shade Company	Y Total		1	-	01/08/20	01/08/20	Jul-20	15,000	21,750	6,844	14,091	7,248		975	1,250	8,634				
C	Jackson Shade Company Total			27	5	12/20/18	01/08/20	Jul-20	108,364	148,188	80,519	114,169	33,650	27,110	1,725	1,250	8,634				
C	J and J Shine Corp	Y	J and J Shine Corp	2	1	02/13/20	07/02/20	Jul-20	14,700	20,850	12,741	11,468	(1,274)	1,359	525	4,274	8,549				
C	J and J Shine Corp	Y Total		2	1	02/13/20	07/02/20	Jul-20	14,700	20,850	12,741	11,468	(1,274)	1,359	525	4,274	8,549				
C	J and J Shine Corp Total			2	1	02/13/20	07/02/20	Jul-20	14,700	20,850	12,741	11,468	(1,274)	1,359	525	4,274	8,549				
C	Family First Immigration	N	Family First Immigration	1	1	10/18/19	10/18/19	Jan-20	7,000	9,730	6,790	5,838	(952)	3,892							
C	Family First Immigration	N Total		1	1	10/18/19	10/18/19	Jan-20	7,000	9,730	6,790	5,838	(952)	3,892							
C	Family First Immigration	Y	Family First Immigration	1	-	01/10/20	01/10/20	Jul-20	12,000	16,680	7,865	8,631	767		400	350	8,449				
C	Family First Immigration	Y Total		1	-	01/10/20	01/10/20	Jul-20	12,000	16,680	7,865	8,631	767		400	350	8,449				
C	Family First Immigration Total			2	1	10/18/19	01/10/20	Jul-20	19,000	26,410	14,655	14,469	(185)	3,892	400	350	8,449				
C	Troy Independent Living	N	Troy Independent Living	1	1	10/22/19	10/22/19	Feb-20	15,000	20,850	14,550	15,429	879	5,421							
C	Troy Independent Living	N Total		1	1	10/22/19	10/22/19	Feb-20	15,000	20,850	14,550	15,429	879	5,421							
C	Troy Independent Living	Y	Troy Independent Living	1	-	02/18/20	02/18/20	Jul-20	20,000	27,800	14,579	19,460	4,881		75	5,699	8,415				
C	Troy Independent Living	Y Total		1	-	02/18/20	02/18/20	Jul-20	20,000	27,800	14,579	19,460	4,881		75	5,699	8,415				
C	Troy Independent Living Total			2	1	10/22/19	02/18/20	Jul-20	35,000	48,650	29,129	34,889	5,760	5,421	75	5,699	8,415				
C	Nuccios Inc	N	Nuccios Inc	23	-	05/03/19	10/04/19	Oct-19	66,842	93,579	66,722	91,607	24,885	1,972			0		0		
C	Nuccios Inc	N Total		23	-	05/03/19	10/04/19	Oct-19	66,842	93,579	66,722	91,607	24,885	1,972			0		0		
C	Nuccios Inc	Y	Nuccios Inc	2	1	03/13/20	05/29/20	Jul-20	15,000	19,950	13,250	10,046	(3,204)	1,750	100	4,633	8,254				
C	Nuccios Inc	Y Total		2	1	03/13/20	05/29/20	Jul-20	15,000	19,950	13,250	10,046	(3,204)	1,750	100	4,633	8,254				
C	Nuccios Inc Total			25	1	05/03/19	05/29/20	Jul-20	81,842	113,529	79,972	101,653	21,681	1,750	1,972	100	4,633	8,254			
C	Trio Technology	N	Trio Technology	6	2	04/12/19	11/05/19	Jan-20	100,000	121,350	93,917	110,857	16,940	10,593	100						
C	Trio Technology	N Total		6	2	04/12/19	11/05/19	Jan-20	100,000	121,350	93,917	110,857	16,940	10,593	100						
C	Trio Technology	Y	Trio Technology	2	-	01/27/20	06/03/20	Jul-20	40,000	48,100	35,210	39,863	4,653			10,363	8,237				
C	Trio Technology	Y Total		2	-	01/27/20	06/03/20	Jul-20	40,000	48,100	35,210	39,863	4,653			10,363	8,237				
C	Trio Technology Total			8	2	04/12/19	06/03/20	Jul-20	140,000	169,450	129,127	150,719	21,593	10,593	100	10,363	8,237				
C	Konvenience Komer (Kauz Corp)	N	Konvenience Komer (Kauz Corp)	3	1	12/20/19	12/30/19	Feb-20	33,022	42,930	28,992	44,539	15,547	4,292	5,000			(901)	(901)		
C	Konvenience Komer (Kauz Corp)	N Total		3	1	12/20/19	12/30/19	Feb-20	33,022	42,930	28,992	44,539	15,547	4,292	5,000			(901)	(901)		
C	Konvenience Komer (Kauz Corp)	Y	Konvenience Komer (Kauz Corp)	6	-	01/03/20	03/03/20	Jul-20	60,056	79,425	55,763	70,980	15,217		675	4,000	9,120				
C	Konvenience Komer (Kauz Corp)	Y Total		6	-	01/03/20	03/03/20	Jul-20	60,056	79,425	55,763	70,980	15,217		675	4,000	9,120				
C	Konvenience Komer (Kauz Corp) Total			9	1	12/20/19	03/03/20	Jul-20	93,078	122,355	84,756	115,519	30,763	4,292	5,675	4,000	8,219				
C	Asset Guard	N	Asset Guard	2	2	07/22/19	11/05/19	Jan-20	24,000	32,880	19,201	21,536	2,335	11,344							
C	Asset Guard	N Total		2	2	07/22/19	11/05/19	Jan-20	24,000	32,880	19,201	21,536	2,335	11,344							
C	Asset Guard	Y	Asset Guard	2	1	01/31/20	05/28/20	Jul-20	27,000	34,291	12,861	18,883	6,022	7,234	9,148	8,174					
C	Asset Guard	Y Total		2	1	01/31/20	05/28/20	Jul-20	27,000	34,291	12,861	18,883	6,022	7,234	9,148	8,174					
C	Asset Guard Total			4	3	07/22/19	05/28/20	Jul-20	51,000	67,171	32,062	40,420	8,357	18,577	9,148	8,174					
C	Yes Auto Sales	Y	Yes Auto Sales	2	1	01/16/20	05/11/20	Jul-20	35,000	46,850	28,930	33,180	4,250	5,620	75	13,325	8,125				
C	Yes Auto Sales	Y Total		2	1	01/16/20	05/11/20	Jul-20	35,000	46,850	28,930	33,180	4,250	5,620	75	13,325	8,125				
C	Yes Auto Sales Total			2	1	01/16/20	05/11/20	Jul-20	35,000	46,850	28,930	33,180	4,250	5,620	75	13,325	8,125				
C	Ideal Logistics	N	Ideal Logistics	12	1	01/05/18	06/05/18	Jul-20	130,405	190,108	91,151	146,618	55,467	38,259	2,850	525	8,080				
C	Ideal Logistics	N Total		12	1	01/05/18	06/05/18	Jul-20	130,405	190,108	91,151	146,618	55,467	38,259	2,850	525	8,080				

Securities and Exchange Commission, Plaintiff,
v.
Complete Business Solutions Group, Inc. d/b/a Par Funding et. al., Defendants.
CASE NO. 9:20-cv-81205
UNITED STATES DISTRICT COURT
SOUTHERN DISTRICT OF FLORIDA

Category C - Detail of CBSG MCA Suites Activity for the period from 2012 through July 27, 2020

Source: MCA Suites										Total Advances and Repayments per MCA Suites		Cash Advances and Repayments per MCA Suites			Transactional Data per MCA Suites				A/R Balance (Note 10)		
Category (Note 1)	Merchant Grouping (Note 11)	Funded After 01/01/20	Merchant Name (Note 8)	Total # of Deals (Note 2)	Deals with Rollover (Note 3)	First Funding Date (Note 12)	Last Funding Date (Note 12)	Month of Last Payment (Note 13)	Advance Amount (Note 4)	Payback (Note 5)	Net Cash Advanced (Note 6)	Total Cash Repayments (Note 7)	E = D-C	Total Rollover (Note 9)	Total Write-off (Note 8)	Total Fee (Note 8)	Total Collections 06/2020-07/27/2020 (Note 7)	Active A/R	Default A/R	Total A/R	
																					A
C	Ideal Logistics			12	1	01/05/18	06/05/18	Jul-20	130,405	190,108	91,151	146,618	55,467	38,259		2,850	525	8,080		8,080	
C	Rumtastic LLC	N	Rumtastic LLC	1	-	08/29/19	08/29/19	Nov-19	15,000	21,300	14,550	21,300	6,750								
C	Rumtastic LLC	N Total		1	-	08/29/19	08/29/19	Nov-19	15,000	21,300	14,550	21,300	6,750								
C	Rumtastic LLC	Y	Rumtastic LLC	2	1	01/03/20	03/04/20	Jul-20	22,000	25,960	16,493	12,427	(4,066)	5,507			3,950	8,026		8,026	
C	Rumtastic LLC	Y Total		2	1	01/03/20	03/04/20	Jul-20	22,000	25,960	16,493	12,427	(4,066)	5,507			3,950	8,026		8,026	
C	Rumtastic LLC	Total		3	1	08/29/19	03/04/20	Jul-20	37,000	47,260	31,043	33,727	2,684	5,507			3,950	8,026		8,026	
C	Ariel Abreu Trucking	Y	Ariel Abreu Trucking	2	1	02/07/20	06/08/20	Jul-20	20,000	28,400	17,831	19,056	1,225	1,369			7,025	7,975		7,975	
C	Ariel Abreu Trucking	Y Total		2	1	02/07/20	06/08/20	Jul-20	20,000	28,400	17,831	19,056	1,225	1,369			7,025	7,975		7,975	
C	Ariel Abreu Trucking	Total		2	1	02/07/20	06/08/20	Jul-20	20,000	28,400	17,831	19,056	1,225	1,369			7,025	7,975		7,975	
C	M and M Repair	N	M and M Repair	2	2	09/13/19	11/04/19	Jan-20	30,000	37,200	24,763	23,767	(997)	13,433							
C	M and M Repair	N Total		2	2	09/13/19	11/04/19	Jan-20	30,000	37,200	24,763	23,767	(997)	13,433							
C	M and M Repair	Y	M and M Repair	2	-	01/17/20	06/09/20	Jul-20	30,000	41,000	20,873	33,130	12,257		75	5,055	7,945		7,945		
C	M and M Repair	Y Total		2	-	01/17/20	06/09/20	Jul-20	30,000	41,000	20,873	33,130	12,257		75	5,055	7,945		7,945		
C	M and M Repair	Total		4	2	09/13/19	06/09/20	Jul-20	60,000	78,200	45,637	56,897	11,260	13,433		75	5,055	7,945		7,945	
C	R and S Gutters and Metal	N	R and S Gutters and Metal	17	3	06/03/19	12/24/19	May-20	47,221	62,861	30,627	41,869	11,243	12,382	8,610			0		0	
C	R and S Gutters and Metal	N Total		17	3	06/03/19	12/24/19	May-20	47,221	62,861	30,627	41,869	11,243	12,382	8,610			0		0	
C	R and S Gutters and Metal	Y	R and S Gutters and Metal	1	-	05/27/20	05/27/20	Jul-20	10,000	14,000	5,324	6,160	836				5,740	7,840		7,840	
C	R and S Gutters and Metal	Y Total		1	-	05/27/20	05/27/20	Jul-20	10,000	14,000	5,324	6,160	836				5,740	7,840		7,840	
C	R and S Gutters and Metal	Total		18	3	06/03/19	05/27/20	Jul-20	57,221	76,861	35,951	48,029	12,079	12,382	8,610		5,740	7,840		7,840	
C	Hawkins Convenience Mart and Grill	N	Hawkins Convenience Mart and Grill	9	2	06/05/19	07/25/19	Jul-20	116,302	154,258	114,767	150,271	35,504		3,800		8,000	7,787		7,787	
C	Hawkins Convenience Mart and Grill	N Total		9	2	06/05/19	07/25/19	Jul-20	116,302	154,258	114,767	150,271	35,504		3,800		8,000	7,787		7,787	
C	Hawkins Convenience Mart and Grill	Total		9	2	06/05/19	07/25/19	Jul-20	116,302	154,258	114,767	150,271	35,504		3,800		8,000	7,787		7,787	
C	Kgstehouwer LLC	N	Kgstehouwer LLC	22	4	03/20/19	10/24/19	Jan-20	92,395	125,434	75,169	107,068	31,900	18,365						(0)	
C	Kgstehouwer LLC	N Total		22	4	03/20/19	10/24/19	Jan-20	92,395	125,434	75,169	107,068	31,900	18,365						(0)	
C	Kgstehouwer LLC	Y	Kgstehouwer LLC	2	1	01/30/20	05/07/20	Jul-20	30,000	42,000	22,961	28,900	5,938	5,900	500	9,567	7,700			7,700	
C	Kgstehouwer LLC	Y Total		2	1	01/30/20	05/07/20	Jul-20	30,000	42,000	22,961	28,900	5,938	5,900	500	9,567	7,700			7,700	
C	Kgstehouwer LLC	Total		24	5	03/20/19	05/07/20	Jul-20	122,395	167,434	98,130	135,968	37,838	24,265	500	9,567	7,700			7,700	
C	First Atlantic Express	N	First Atlantic Express	2	1	10/22/19	11/21/19	Feb-20	15,000	20,200	14,665	17,234	2,569	3,341		375				-	
C	First Atlantic Express	N Total		2	1	10/22/19	11/21/19	Feb-20	15,000	20,200	14,665	17,234	2,569	3,341		375				-	
C	First Atlantic Express	Y	First Atlantic Express	1	-	02/04/20	02/04/20	Jul-20	18,000	23,400	14,209	16,010	1,801		300	750	7,690			7,690	
C	First Atlantic Express	Y Total		1	-	02/04/20	02/04/20	Jul-20	18,000	23,400	14,209	16,010	1,801		300	750	7,690			7,690	
C	First Atlantic Express	Total		3	1	10/22/19	02/04/20	Jul-20	33,000	43,600	28,874	33,244	4,370	3,341	675	750	7,690			7,690	
C	Misty Faahy	N	Misty Faahy	2	2	07/30/19	11/04/19	Jan-20	12,000	16,680	8,984	10,342	1,357	6,338						-	
C	Misty Faahy	N Total		2	2	07/30/19	11/04/19	Jan-20	12,000	16,680	8,984	10,342	1,357	6,338						-	
C	Misty Faahy	Y	Misty Faahy	3	2	01/30/20	07/07/20	Jul-20	20,000	27,100	8,598	11,525	2,927	7,900		3,955	7,676			7,676	
C	Misty Faahy	Y Total		3	2	01/30/20	07/07/20	Jul-20	20,000	27,100	8,598	11,525	2,927	7,900		3,955	7,676			7,676	
C	Misty Faahy	Total		5	4	07/30/19	07/07/20	Jul-20	32,000	43,780	17,582	21,867	4,285	14,238		3,955	7,676			7,676	
C	Limpio House Cleaning	N	Limpio House Cleaning	1	1	10/18/19	10/18/19	Jan-20	15,000	18,600	14,965	14,614	(351)	3,986						-	
C	Limpio House Cleaning	N Total		1	1	10/18/19	10/18/19	Jan-20	15,000	18,600	14,965	14,614	(351)	3,986						-	
C	Limpio House Cleaning	Y	Limpio House Cleaning	1	-	01/06/20	01/06/20	Jul-20	15,000	18,600	10,979	11,045	66		100	1,000	7,655			7,655	
C	Limpio House Cleaning	Y Total		1	-	01/06/20	01/06/20	Jul-20	15,000	18,600	10,979	11,045	66		100	1,000	7,655			7,655	
C	Limpio House Cleaning	Total		2	1	10/18/19	01/06/20	Jul-20	30,000	37,200	25,944	25,659	(285)	3,986	100	1,000	7,655			7,655	
C	Wilson Electric	N	Wilson Electric	9	7	01/12/18	12/12/19	Jul-20	70,407	98,161	40,615	67,841	27,226	27,294	5,072	2,046	2,100			(0)	
C	Wilson Electric	N Total		9	7	01/12/18	12/12/19	Jul-20	70,407	98,161	40,615	67,841	27,226	27,294	5,072	2,046	2,100			(0)	
C	Wilson Electric	Y	Wilson Electrical Service	1	-	01/29/20	01/29/20	May-20	6,000	7,440	6,000	7,740	1,740		300					-	
C	Wilson Electric	Y	Wilson Electric	1	-	07/09/20	07/09/20	Jul-20	6,500	8,580	3,326	978	(2,347)			978	7,602			7,602	
C	Wilson Electric	Y Total		2	-	01/29/20	07/09/20	Jul-20	12,500	16,020	9,326	8,718	(607)		300	978	7,602			7,602	
C	Wilson Electric	Total		11	7	01/12/18	07/09/20	Jul-20	82,907	114,181	49,941	76,560	26,619	27,294	5,072	2,346	3,078			7,602	
C	Cole Family Trucking	Y	Cole Family Trucking	2	1	01/24/20	05/14/20	Jul-20	20,000	27,400	14,719	14,942	223	4,981			4,749	7,477		7,477	
C	Cole Family Trucking	Y Total		2	1	01/24/20	05/14/20	Jul-20	20,000	27,400	14,719	14,942	223	4,981			4,749	7,477		7,477	
C	Cole Family Trucking	Total		2	1	01/24/20	05/14/20	Jul-20	20,000	27,400	14,719	14,942	223	4,981			4,749	7,477		7,477	

Securities and Exchange Commission, Plaintiff,
v.
Complete Business Solutions Group, Inc. d/b/a Par Funding et. al., Defendants.
CASE NO. 9:20-cv-81205
UNITED STATES DISTRICT COURT
SOUTHERN DISTRICT OF FLORIDA

Category C - Detail of CBSG MCA Suites Activity for the period from 2012 through July 27, 2020

Source: MCA Suites										Total Advances and Repayments per MCA Suites		Cash Advances and Repayments per MCA Suites			Transactional Data per MCA Suites				A/R Balance (Note 10)		
Category (Note 1)	Merchant Grouping (Note 11)	Funded After 01/01/20	Merchant Name (Note 8)	Total # of Deals (Note 2)	Deals with Reload (Note 3)	First Funding Date (Note 12)	Last Funding Date (Note 12)	Month of Last Payment (Note 13)	Advance Amount (Note 4)	Payback (Note 5)	Net Cash Advanced (Note 6)	Total Cash Repayments (Note 7)	E = D-C	Total Reload (Note 9)	Total Write-off (Note 8)	Total Fee (Note 8)	Total Collections 06/2020-07/27/2020 (Note 7)	Active A/R	Default A/R	Total A/R	
																					A
C	Braxton Realty Holdings	N	Braxton Realty Holdings	18	1	12/19/18	08/14/19	Jul-20	159,870	212,218	155,070	202,073	47,003	3,795	1,050	80	7,400	7,400		7,400	
C	Braxton Realty Holdings	N Total		18	1	12/19/18	08/14/19	Jul-20	159,870	212,218	155,070	202,073	47,003	3,795	1,050	80	7,400			7,400	
C	Braxton Realty Holdings Total			18	1	12/19/18	08/14/19	Jul-20	159,870	212,218	155,070	202,073	47,003	3,795	1,050	80	7,400			7,400	
C	Sr Internationa	N	Sr Internationa	4	4	04/22/19	11/26/19	Feb-20	80,000	96,400	57,343	65,343	8,000	31,057	-	-	-	-	-	-	
C	Sr International	N Total		4	4	04/22/19	11/26/19	Feb-20	80,000	96,400	57,343	65,343	8,000	31,057							
C	Sr Internationa	Y	Sr Internationa	1	-	02/26/20	02/26/20	Jul-20	20,000	24,200	11,530	16,860	5,330		7,200	7,340				7,340	
C	Sr International	Y Total		1	-	02/26/20	02/26/20	Jul-20	20,000	24,200	11,530	16,860	5,330		7,200	7,340				7,340	
C	Sr International Total			5	4	04/22/19	02/26/20	Jul-20	100,000	120,600	68,873	82,203	13,330	31,057		7,200	7,340			7,340	
C	Bonannos	Y	Mirandas Restaurant (Bonannos)	5	2	02/20/20	05/27/20	Jul-20	23,260	30,051	17,620	17,962	342	5,155	375	6,514	7,309			7,309	
C	Bonannos	Y Total		5	2	02/20/20	05/27/20	Jul-20	23,260	30,051	17,620	17,962	342	5,155	375	6,514	7,309			7,309	
C	Bonannos Total			5	2	02/20/20	05/27/20	Jul-20	23,260	30,051	17,620	17,962	342	5,155	375	6,514	7,309			7,309	
C	E Nation Transportator	N	E Nation Transportator	1	1	11/29/19	11/29/19	Mar-20	15,000	21,150	14,550	17,185	2,635	3,965	-	-	-	-	-	-	
C	E Nation Transportator	N Total		1	1	11/29/19	11/29/19	Mar-20	15,000	21,150	14,550	17,185	2,635	3,965							
C	E Nation Transportator	Y	E Nation Transportator	1	-	03/09/20	03/09/20	Jul-20	15,000	21,300	10,735	14,464	3,730		450	7,175	7,286			7,286	
C	E Nation Transportator	Y Total		1	-	03/09/20	03/09/20	Jul-20	15,000	21,300	10,735	14,464	3,730		450	7,175	7,286			7,286	
C	E Nation Transportation Total			2	1	11/29/19	03/09/20	Jul-20	30,000	42,450	25,285	31,649	6,364	3,965	450	7,175	7,286			7,286	
C	Help Assembly Services	Y	Help Assembly Services	2	1	01/21/20	05/08/20	Jul-20	21,000	28,200	13,650	14,361	711	7,050	450	5,291	7,239			7,239	
C	Help Assembly Services	Y Total		2	1	01/21/20	05/08/20	Jul-20	21,000	28,200	13,650	14,361	711	7,050	450	5,291	7,239			7,239	
C	Help Assembly Services Total			2	1	01/21/20	05/08/20	Jul-20	21,000	28,200	13,650	14,361	711	7,050	450	5,291	7,239			7,239	
C	Peak Potential Behavior and Wellness	N	Peak Potential Behavior and Wellness	2	1	11/15/19	12/24/19	Apr-20	53,487	72,707	26,432	47,410	20,978	26,105	375	(433)	(433)			(433)	
C	Peak Potential Behavior and Wellness	N Total		2	1	11/15/19	12/24/19	Apr-20	53,487	72,707	26,432	47,410	20,978	26,105		(433)	(433)			(433)	
C	Peak Potential Behavior and Wellness	Y	Peak Potential Behavior and Wellness	26	-	01/02/20	04/14/20	Jul-20	36,336	49,054	36,336	41,392	5,056		21,482	7,662				7,662	
C	Peak Potential Behavior and Wellness	Y Total		26	-	01/02/20	04/14/20	Jul-20	36,336	49,054	36,336	41,392	5,056		21,482	7,662				7,662	
C	Peak Potential Behavior and Wellness Total			28	1	11/15/19	04/14/20	Jul-20	89,823	121,761	62,768	88,802	26,034	26,105	375	21,482	7,229			7,229	
C	Mcbride and Mcbride Trucking	Y	Mcbride and Mcbride Trucking	2	1	03/12/20	06/26/20	Jul-20	12,500	16,850	10,608	8,090	(2,519)	1,692	3,631	7,069				7,069	
C	Mcbride and Mcbride Trucking	Y Total		2	1	03/12/20	06/26/20	Jul-20	12,500	16,850	10,608	8,090	(2,519)	1,692	3,631	7,069				7,069	
C	Mcbride and Mcbride Trucking Total			2	1	03/12/20	06/26/20	Jul-20	12,500	16,850	10,608	8,090	(2,519)	1,692	3,631	7,069				7,069	
C	Star Light Learning Academy	N	Star Light Learning Academy	15	1	07/01/19	11/14/19	Jul-20	67,900	91,665	53,890	71,647	17,757	13,750	700	4,458	6,968			6,968	
C	Star Light Learning Academy	N Total		15	1	07/01/19	11/14/19	Jul-20	67,900	91,665	53,890	71,647	17,757	13,750	700	4,458	6,968			6,968	
C	Star Light Learning Academy Total			15	1	07/01/19	11/14/19	Jul-20	67,900	91,665	53,890	71,647	17,757	13,750	700	4,458	6,968			6,968	
C	J and J Premium Eyecare	N	J and J Premium Eyecare	2	2	06/12/19	09/05/19	Jan-20	20,000	27,800	9,553	19,877	10,324	7,923	-	-	-	-	-	-	
C	J and J Premium Eyecare	N Total		2	2	06/12/19	09/05/19	Jan-20	20,000	27,800	9,553	19,877	10,324	7,923							
C	J and J Premium Eyecare	Y	J and J Premium Eyecare	10	1	01/09/20	05/11/20	Jul-20	26,907	35,074	20,128	21,701	1,573	6,429	6,406	6,944				6,944	
C	J and J Premium Eyecare	Y Total		10	1	01/09/20	05/11/20	Jul-20	26,907	35,074	20,128	21,701	1,573	6,429	6,406	6,944				6,944	
C	J and J Premium Eyecare Total			12	3	06/12/19	05/11/20	Jul-20	46,907	62,874	29,680	41,578	11,897	14,352	6,406	6,944				6,944	
C	TJ and Sons Delivery	Y	TJ and Sons Delivery	2	1	02/18/20	05/18/20	Jul-20	50,000	59,500	44,830	47,600	2,770	5,100	13,940	6,800				6,800	
C	TJ and Sons Delivery	Y Total		2	1	02/18/20	05/18/20	Jul-20	50,000	59,500	44,830	47,600	2,770	5,100	13,940	6,800				6,800	
C	TJ and Sons Delivery Total			2	1	02/18/20	05/18/20	Jul-20	50,000	59,500	44,830	47,600	2,770	5,100	13,940	6,800				6,800	
C	Mesi Enterprise	Y	Mesi Enterprise	2	1	02/19/20	06/15/20	Jul-20	16,000	21,920	13,612	13,289	(323)	2,068	150	4,932	6,713			6,713	
C	Mesi Enterprise	Y Total		2	1	02/19/20	06/15/20	Jul-20	16,000	21,920	13,612	13,289	(323)	2,068	150	4,932	6,713			6,713	
C	Mesi Enterprise Total			2	1	02/19/20	06/15/20	Jul-20	16,000	21,920	13,612	13,289	(323)	2,068	150	4,932	6,713			6,713	
C	North Lake Fiberglass	N	North Lake Fiberglass	35	1	09/21/18	05/17/19	Jul-20	121,959	167,823	95,330	136,691	41,361	1,800	24,759	2,025	2,160	6,598		6,598	
C	North Lake Fiberglass	N Total		35	1	09/21/18	05/17/19	Jul-20	121,959	167,823	95,330	136,691	41,361	1,800	24,759	2,025	2,160	6,598		6,598	

Securities and Exchange Commission, Plaintiff,
 v.
 Complete Business Solutions Group, Inc. d/b/a Par Funding et. al., Defendants.
 CASE NO. 9:20-cv-81205
 UNITED STATES DISTRICT COURT
 SOUTHERN DISTRICT OF FLORIDA

Category C - Detail of CBSG MCA Suites Activity for the period from 2012 through July 27, 2020

Source: MCA Suites										Total Advances and Repayments per MCA Suites		Cash Advances and Repayments per MCA Suites			Transactional Data per MCA Suites				A/R Balance (Note 10)		
Category (Note 1)	Merchant Grouping (Note 11)	Funded After 01/01/20	Merchant Name (Note 8)	Total # of Deals (Note 2)	Deals with Reload (Note 3)	First Funding Date (Note 12)	Last Funding Date (Note 12)	Month of Last Payment (Note 13)	Advance Amount (Note 4)	Payback (Note 5)	Net Cash Advanced (Note 6)	Total Cash Repayments (Note 7)	E = D-C Net Cash Surplus (Deficit)	F Total Reload (Note 9)	G Total Write-off (Note 8)	H Total Fee (Note 8)	I Total Collections 06/2020-07/27/2020 (Note 7)	J Active A/R	K Default A/R	L = J+K Total A/R	
																					A
C	North Lake Fiberglass Total			35	1	09/21/18	05/17/19	Jul-20	121,959	167,823	95,330	136,691	41,361	1,800	24,759	2,025	2,160	6,598		6,598	
C	JAG Consulting and Marketing	Y	JAG Consulting and Marketing	2	1	03/09/20	05/13/20	Jul-20	25,000	33,400	19,834	22,053	2,219	4,766			9,994	6,581		6,581	
C	JAG Consulting and Marketing	Y Total		2	1	03/09/20	05/13/20	Jul-20	25,000	33,400	19,834	22,053	2,219	4,766			9,994	6,581		6,581	
C	JAG Consulting and Marketing Total			2	1	03/09/20	05/13/20	Jul-20	25,000	33,400	19,834	22,053	2,219	4,766			9,994	6,581		6,581	
C	Law Office of Carrie M Wilcox	Y	Law Office of Carrie M Wilcox	2	1	01/08/20	05/01/20	Jul-20	30,000	41,100	27,002	32,027	5,025	2,548			9,225	6,525		6,525	
C	Law Office of Carrie M Wilcox	Y Total		2	1	01/08/20	05/01/20	Jul-20	30,000	41,100	27,002	32,027	5,025	2,548			9,225	6,525		6,525	
C	Law Office of Carrie M Wilcox Total			2	1	01/08/20	05/01/20	Jul-20	30,000	41,100	27,002	32,027	5,025	2,548			9,225	6,525		6,525	
C	Reiter Lawn and Landscape	Y	Reiter Lawn and Landscape	2	1	02/18/20	05/11/20	Jul-20	16,500	21,905	9,628	9,157	(471)	6,552		300	2,570	6,496		6,496	
C	Reiter Lawn and Landscape	Y Total		2	1	02/18/20	05/11/20	Jul-20	16,500	21,905	9,628	9,157	(471)	6,552		300	2,570	6,496		6,496	
C	Reiter Lawn and Landscape Total			2	1	02/18/20	05/11/20	Jul-20	16,500	21,905	9,628	9,157	(471)	6,552		300	2,570	6,496		6,496	
C	Global Food Network (Sheba Dining)	N	Global Food Network (Sheba Dining)	17	13	02/24/16	12/17/19	Jul-20	199,746	259,098	162,768	218,888	56,120	34,278		500	4,053	6,432		6,432	
C	Global Food Network (Sheba Dining)	N Total		17	13	02/24/16	12/17/19	Jul-20	199,746	259,098	162,768	218,888	56,120	34,278		500	4,053	6,432		6,432	
C	Global Food Network (Sheba Dining)	Y	Global Food Network (Sheba Dining)	1	-	02/28/20	02/28/20	Jul-20	5,000	5,900	4,965	5,900	935				2,097	-		-	
C	Global Food Network (Sheba Dining)	Y Total		1	-	02/28/20	02/28/20	Jul-20	5,000	5,900	4,965	5,900	935				2,097	-		-	
C	Global Food Network (Sheba Dining) Total			18	13	02/24/16	02/28/20	Jul-20	204,746	264,998	167,733	224,788	57,055	34,278		500	6,150	6,432		6,432	
C	Mels Music	N	Mels Music	11	5	08/10/18	12/10/19	May-20	90,000	118,670	81,393	96,945	15,552	22,205	120	600		-		-	
C	Mels Music	N Total		11	5	08/10/18	12/10/19	May-20	90,000	118,670	81,393	96,945	15,552	22,205	120	600		-		-	
C	Mels Music	Y	Mels Music	2	1	02/11/20	05/07/20	Jul-20	15,000	20,000	8,150	12,115	3,965	2,260		600	5,070	6,225		6,225	
C	Mels Music	Y Total		2	1	02/11/20	05/07/20	Jul-20	15,000	20,000	8,150	12,115	3,965	2,260		600	5,070	6,225		6,225	
C	Mels Music Total			13	6	08/10/18	05/07/20	Jul-20	105,000	138,670	89,543	109,060	19,516	24,465	120	1,200	5,070	6,225		6,225	
C	Family Music	N	Family Music	1	1	11/21/19	11/21/19	Mar-20	5,000	6,950	4,850	5,995	1,145	955				-		-	
C	Family Music	N Total		1	1	11/21/19	11/21/19	Mar-20	5,000	6,950	4,850	5,995	1,145	955				-		-	
C	Family Music	Y	Family Music	1	-	03/05/20	03/05/20	Jul-20	6,000	8,340	4,865	2,577	(2,287)		300	820	6,063		6,063		
C	Family Music	Y Total		1	-	03/05/20	03/05/20	Jul-20	6,000	8,340	4,865	2,577	(2,287)		300	820	6,063		6,063		
C	Family Music Total			2	1	11/21/19	03/05/20	Jul-20	11,000	15,290	9,715	8,572	(1,143)	955	300	820	6,063		6,063		
C	Auto Everything	N	Auto Everything	2	1	09/13/19	11/19/19	Feb-20	18,000	22,320	14,387	18,852	4,465	3,543		75		-		-	
C	Auto Everything	N Total		2	1	09/13/19	11/19/19	Feb-20	18,000	22,320	14,387	18,852	4,465	3,543		75		-		-	
C	Auto Everything	Y	Auto Everything	2	1	03/03/20	06/12/20	Jul-20	15,500	19,295	12,723	10,473	(2,250)	2,777			4,130	6,045		6,045	
C	Auto Everything	Y Total		2	1	03/03/20	06/12/20	Jul-20	15,500	19,295	12,723	10,473	(2,250)	2,777			4,130	6,045		6,045	
C	Auto Everything Total			4	2	09/13/19	06/12/20	Jul-20	33,500	41,615	27,110	29,325	2,215	6,320		75	4,130	6,045		6,045	
C	Villas Consulting	N	Villas Consulting	7	6	03/30/18	10/15/19	Jul-20	163,339	228,245	80,099	147,554	67,455	76,146	0	1,225	2,280	5,770		5,770	
C	Villas Consulting	N Total		7	6	03/30/18	10/15/19	Jul-20	163,339	228,245	80,099	147,554	67,455	76,146	0	1,225	2,280	5,770		5,770	
C	Villas Consulting Total			7	6	03/30/18	10/15/19	Jul-20	163,339	228,245	80,099	147,554	67,455	76,146	0	1,225	2,280	5,770		5,770	
C	Hunters Café	N	Hunters Café	18	2	07/29/19	12/19/19	Jul-20	74,730	101,536	58,750	80,649	21,899	15,195			6,150	5,692		5,692	
C	Hunters Café	N Total		18	2	07/29/19	12/19/19	Jul-20	74,730	101,536	58,750	80,649	21,899	15,195			6,150	5,692		5,692	
C	Hunters Café Total			18	2	07/29/19	12/19/19	Jul-20	74,730	101,536	58,750	80,649	21,899	15,195			6,150	5,692		5,692	
C	TZ Casbah Restaurant	N	TZ Casbah Restaurant	3	3	08/08/19	11/27/19	Jan-20	43,000	52,300	26,940	29,561	2,621	22,739				-		-	
C	TZ Casbah Restaurant	N Total		3	3	08/08/19	11/27/19	Jan-20	43,000	52,300	26,940	29,561	2,621	22,739				-		-	
C	TZ Casbah Restaurant	Y	TZ Casbah Restaurant	1	-	02/10/20	02/10/20	Jul-20	17,000	20,060	10,181	14,542	4,361		150	3,201	5,668		5,668		
C	TZ Casbah Restaurant	Y Total		1	-	02/10/20	02/10/20	Jul-20	17,000	20,060	10,181	14,542	4,361		150	3,201	5,668		5,668		
C	TZ Casbah Restaurant Total			4	3	08/08/19	02/10/20	Jul-20	60,000	72,360	37,121	44,104	6,982	22,739		150	3,201	5,668		5,668	
C	Etelix Usa	N	Etelix Usa	44	3	07/27/17	12/23/19	Jul-20	745,892	1,035,744	640,908	929,832	288,924	77,777	23,933	1,400	13,838	5,602		5,602	
C	Etelix Usa	N Total		44	3	07/27/17	12/23/19	Jul-20	745,892	1,035,744	640,908	929,832	288,924	77,777	23,933	1,400	13,838	5,602		5,602	
C	Etelix Usa Total			44	3	07/27/17	12/23/19	Jul-20	745,892	1,035,744	640,908	929,832	288,924	77,777	23,933	1,400	13,838	5,602		5,602	
C	Cornermagic	N	Cornermagic	7	3	02/09/17	11/20/19	Jan-20	42,878	57,369	39,545	48,119	8,574	9,251				-		-	
C	Cornermagic	N Total		7	3	02/09/17	11/20/19	Jan-20	42,878	57,369	39,545	48,119	8,574	9,251				-		-	
C	Cornermagic	Y	Cornermagic	2	1	01/07/20	05/04/20	Jul-20	32,000	40,200	18,671	28,644	9,973			7,653	5,600		5,600		
C	Cornermagic	Y Total		2	1	01/07/20	05/04/20	Jul-20	32,000	40,200	18,671	28,644	9,973			7,653	5,600		5,600		
C	Cornermagic Total			9	4	02/09/17	05/04/20	Jul-20	74,878	97,569	58,216	76,763	18,546	15,207		7,653	5,600		5,600		
C	Hard Rock Concrete Of Central Florida	N	Hard Rock Concrete Of Central Florida	14	1	05/10/19	07/26/19	Jul-20	38,740	51,436	33,245	41,837	8,592	5,425	1,475	2,800	5,574		5,574		

Securities and Exchange Commission, Plaintiff,
v.
Complete Business Solutions Group, Inc. d/b/a Par Funding et. al., Defendants.
CASE NO. 9:20-cv-81205
UNITED STATES DISTRICT COURT
SOUTHERN DISTRICT OF FLORIDA

Category C - Detail of CBSG MCA Suites Activity for the period from 2012 through July 27, 2020

Source: MCA Suites

Category (Note 1)	Merchant Grouping (Note 11)	Funded After 01/01/20	Merchant Name (Note 8)	Total # of Deals (Note 2)	Deals with Rollover (Note 3)	First Funding Date (Note 12)	Last Funding Date (Note 12)	Month of Last Payment (Note 13)	Total Advances and Repayments per MCA Suites		Cash Advances and Repayments per MCA Suites			Transactional Data per MCA Suites				A/R Balance (Note 10)		
									A	B	C	D	E = D-C	F	G	H	I	J	K	L = J+K
									Advance Amount (Note 4)	Payback (Note 5)	Net Cash Advanced (Note 6)	Total Cash Repayments (Note 7)	Net Cash Surplus (Deficit)	Total Rollover (Note 9)	Total Write-off (Note 8)	Total Fee (Note 8)	Total Collections 06/2020-07/27/2020 (Note 7)	Active A/R	Default A/R	Total A/R
C	Hard Rock Concrete Of Central Florida	N Total		14	1	05/10/19	07/26/19	Jul-20	38,740	51,436	33,245	41,837	8,592	5,425		1,475	2,800	5,574		5,574
C	Hard Rock Concrete Of Central Florida			14	1	05/10/19	07/26/19	Jul-20	38,740	51,436	33,245	41,837	8,592	5,425		1,475	2,800	5,574		5,574
C	Mohammed M Nadeem (Dr Nadeem)	N	Mohammed M Nadeem (Dr Nadeem)	13	1	07/19/19	12/13/19	Apr-20	50,380	65,895	28,869	44,659	15,790	9,880	11,431	75		0		0
C	Mohammed M Nadeem (Dr Nadeem)	N Total		13	1	07/19/19	12/13/19	Apr-20	50,380	65,895	28,869	44,659	15,790	9,880	11,431	75		0		0
C	Mohammed M Nadeem (Dr Nadeem)	Y	Mohammed M Nadeem (Dr Nadeem)	2	1	05/11/20	07/03/20	Jul-20	11,000	13,200	8,800	5,500	(3,300)	2,200			4,100	5,500		5,500
C	Mohammed M Nadeem (Dr Nadeem)	Y Total		2	1	05/11/20	07/03/20	Jul-20	11,000	13,200	8,800	5,500	(3,300)	2,200			4,100	5,500		5,500
C	Mohammed M Nadeem (Dr Nadeem) Total			15	2	07/19/19	07/03/20	Jul-20	61,380	79,095	37,669	50,159	12,490	12,080	11,431	75	4,100	5,500		5,500
C	Allan Moskow DDS	Y	Allan Moskow DDS	1	-	01/16/20	01/16/20	Jul-20	50,000	62,000	49,965	56,550	6,585				12,300	5,450		5,450
C	Allan Moskow DDS	Y Total		1	-	01/16/20	01/16/20	Jul-20	50,000	62,000	49,965	56,550	6,585				12,300	5,450		5,450
C	Allan Moskow DDS Total			1	-	01/16/20	01/16/20	Jul-20	50,000	62,000	49,965	56,550	6,585				12,300	5,450		5,450
C	Applied Wood	N	Applied Wood	4	1	04/10/18	02/05/19	Apr-19	35,000	48,150	31,255	45,350	14,095	2,800						-
C	Applied Wood	N Total		4	1	04/10/18	02/05/19	Apr-19	35,000	48,150	31,255	45,350	14,095	2,800						-
C	Applied Wood	Y	Applied Wood	2	1	02/27/20	05/05/20	Jul-20	19,700	24,900	16,640	16,595	(45)	2,975			5,330	5,330		5,330
C	Applied Wood	Y Total		2	1	02/27/20	05/05/20	Jul-20	19,700	24,900	16,640	16,595	(45)	2,975			5,330	5,330		5,330
C	Applied Wood Total			6	2	04/10/18	05/05/20	Jul-20	54,700	73,050	47,895	61,945	14,050	5,775			5,330	5,330		5,330
C	AVI McAllen (Roxanna Baez)	Y	AVI McAllen (Roxanna Baez)	2	1	01/14/20	04/30/20	Jul-20	20,000	27,800	16,086	18,904	2,818	3,614			5,699	5,282		5,282
C	AVI McAllen (Roxanna Baez)	Y Total		2	1	01/14/20	04/30/20	Jul-20	20,000	27,800	16,086	18,904	2,818	3,614			5,699	5,282		5,282
C	AVI McAllen (Roxanna Baez) Total			2	1	01/14/20	04/30/20	Jul-20	20,000	27,800	16,086	18,904	2,818	3,614			5,699	5,282		5,282
C	Pacheco Construction Company	N	Pacheco Construction Company	3	1	02/14/19	06/06/19	Jul-20	25,000	34,450	22,290	27,634	5,344	1,875	1,720	1,925	278	5,146		5,146
C	Pacheco Construction Company	N Total		3	1	02/14/19	06/06/19	Jul-20	25,000	34,450	22,290	27,634	5,344	1,875	1,720	1,925	278	5,146		5,146
C	Pacheco Construction Company Total			3	1	02/14/19	06/06/19	Jul-20	25,000	34,450	22,290	27,634	5,344	1,875	1,720	1,925	278	5,146		5,146
C	All American Fence Services	N	All American Fence Services	22	2	04/26/19	12/20/19	Jul-20	71,381	95,534	62,535	84,909	22,374	8,301	2,775	1,950	5,099		5,099	
C	All American Fence Services	N Total		22	2	04/26/19	12/20/19	Jul-20	71,381	95,534	62,535	84,909	22,374	8,301	2,775	1,950	5,099		5,099	
C	All American Fence Services Total			22	2	04/26/19	12/20/19	Jul-20	71,381	95,534	62,535	84,909	22,374	8,301	2,775	1,950	5,099		5,099	
C	T and M Granite and Stone	Y	T and M Granite and Stone	2	1	02/19/20	05/11/20	Jul-20	20,000	26,880	12,790	14,815	2,025	7,070		75	7,800	5,070		5,070
C	T and M Granite and Stone	Y Total		2	1	02/19/20	05/11/20	Jul-20	20,000	26,880	12,790	14,815	2,025	7,070		75	7,800	5,070		5,070
C	T and M Granite and Stone Total			2	1	02/19/20	05/11/20	Jul-20	20,000	26,880	12,790	14,815	2,025	7,070		75	7,800	5,070		5,070
C	Daves Carpet and Window Cleaning	Y	Daves Carpet and Window Cleaning	2	1	01/16/20	06/01/20	Jul-20	14,000	18,690	10,838	10,960	122	2,952		100	4,082	4,878		4,878
C	Daves Carpet and Window Cleaning	Y Total		2	1	01/16/20	06/01/20	Jul-20	14,000	18,690	10,838	10,960	122	2,952		100	4,082	4,878		4,878
C	Daves Carpet and Window Cleaning Total			2	1	01/16/20	06/01/20	Jul-20	14,000	18,690	10,838	10,960	122	2,952		100	4,082	4,878		4,878
C	Compton Food Mart	N	Compton Food Mart	3	3	06/14/19	10/24/19	Jan-20	60,000	74,400	39,790	52,907	13,117	21,493						-
C	Compton Food Mart	N Total		3	3	06/14/19	10/24/19	Jan-20	60,000	74,400	39,790	52,907	13,117	21,493						-
C	Compton Food Mart	Y	Compton Food Mart	2	1	01/27/20	05/04/20	Jul-20	30,000	38,700	24,948	30,975	6,027	3,000		75	9,840	4,800		4,800
C	Compton Food Mart	Y Total		2	1	01/27/20	05/04/20	Jul-20	30,000	38,700	24,948	30,975	6,027	3,000		75	9,840	4,800		4,800
C	Compton Food Mart Total			5	4	06/14/19	05/04/20	Jul-20	90,000	113,100	64,738	83,882	19,144	24,493		75	9,840	4,800		4,800
C	Kindermission Academy	N	Kindermission Academy	27	3	07/01/19	12/16/19	Jan-20	95,097	124,531	86,295	110,006	23,711	15,725		1,200		0		0
C	Kindermission Academy	N Total		27	3	07/01/19	12/16/19	Jan-20	95,097	124,531	86,295	110,006	23,711	15,725		1,200		0		0
C	Kindermission Academy	Y	Kindermission Academy	1	-	01/31/20	01/31/20	Jul-20	20,000	24,800	12,542	20,128	7,586				5,248	4,672		4,672

Securities and Exchange Commission, Plaintiff,
v.
Complete Business Solutions Group, Inc. d/b/a Par Funding et. al., Defendants.
CASE NO. 9:20-cv-81205
UNITED STATES DISTRICT COURT
SOUTHERN DISTRICT OF FLORIDA

Category C - Detail of CBSG MCA Suites Activity for the period from 2012 through July 27, 2020

Source: MCA Suites										Total Advances and Repayments per MCA Suites		Cash Advances and Repayments per MCA Suites			Transactional Data per MCA Suites				A/R Balance (Note 10)		
Category (Note 1)	Merchant Grouping (Note 11)	Funded After 01/01/20	Merchant Name (Note 8)	Total # of Deals (Note 2)	Deals with Reload (Note 3)	First Funding Date (Note 12)	Last Funding Date (Note 12)	Month of Last Payment (Note 13)		A	B	C	D	E = D-C	F	G	H	I	J	K	L = J+K
										Advance Amount (Note 4)	Payback (Note 5)	Net Cash Advanced (Note 6)	Total Cash Repayments (Note 7)	Net Cash Surplus (Deficit)	Total Reload (Note 9)	Total Write-off (Note 8)	Total Fee (Note 8)	Total Collections 06/2020-07/27/2020 (Note 7)	Active A/R	Default A/R	Total A/R
C	Kindermision Academy	Y Total		1	-	01/31/20	01/31/20	Jul-20		20,000	24,800	12,542	20,128	7,586				5,248	4,672	4,672	
C	Kindermision Academy	N Total		28	3	07/01/19	01/31/20	Jul-20		115,097	148,331	98,837	130,134	31,297	15,725	1,200	5,248	4,672	4,672		
C	Savymae Corp.	N	Savymae Corp.	1	1	11/13/19	11/13/19	Jun-20		12,000	16,560	11,640	13,892	2,252	2,668		200	-	-		
C	Savymae Corp.	Y Total		1	1	11/13/19	11/13/19	Jun-20		12,000	16,560	11,640	13,892	2,252	2,668		200	-	-		
C	Savymae Corp.	Y	Savymae Corp.	1	-	06/05/20	06/05/20	Jul-20		6,000	7,800	3,332	3,206	(126)			3,206	4,594	4,594		
C	Savymae Corp.	Y Total		1	-	06/05/20	06/05/20	Jul-20		6,000	7,800	3,332	3,206	(126)			3,206	4,594	4,594		
C	Savymae Corp Total			2	1	11/13/19	06/05/20	Jul-20		18,000	24,360	14,972	17,098	2,126	2,668		3,406	4,594	4,594		
C	Timothy J Hutchens Trucking	N	Timothy J Hutchens Trucking	1	1	12/19/19	12/19/19	Feb-20		6,500	9,360	6,305	4,680	(1,625)	4,680			-	-		
C	Timothy J Hutchens Trucking	N Total		1	1	12/19/19	12/19/19	Feb-20		6,500	9,360	6,305	4,680	(1,625)	4,680			-	-		
C	Timothy J Hutchens Trucking	Y	Timothy J Hutchens Trucking	2	1	02/05/20	04/27/20	Jul-20		21,680	29,752	12,340	20,592	8,252	4,660	75	7,380	4,575	4,575		
C	Timothy J Hutchens Trucking	Y Total		2	1	02/05/20	04/27/20	Jul-20		21,680	29,752	12,340	20,592	8,252	4,660	75	7,380	4,575	4,575		
C	Timothy J Hutchens Trucking Total			3	2	12/19/19	04/27/20	Jul-20		28,180	39,112	18,645	25,272	6,627	9,340	75	7,380	4,575	4,575		
C	Bioelectronics Corporation	N	Bioelectronics Corporation	2	1	10/02/18	01/28/19	May-19		120,000	165,600	85,286	132,086	46,800	33,515			-	-		
C	Bioelectronics Corporation	N Total		2	1	10/02/18	01/28/19	May-19		120,000	165,600	85,286	132,086	46,800	33,515			-	-		
C	Bioelectronics Corporation	Y	Bioelectronics Corporation	1	-	04/14/20	04/14/20	Jul-20		20,000	25,400	20,000	20,884	884			11,571	4,516	4,516		
C	Bioelectronics Corporation	Y Total		1	-	04/14/20	04/14/20	Jul-20		20,000	25,400	20,000	20,884	884			11,571	4,516	4,516		
C	Bioelectronics Corporation Total			3	1	10/02/18	04/14/20	Jul-20		140,000	191,000	105,286	152,970	47,684	33,515		11,571	4,516	4,516		
C	The Scandinavian Co Hollywooc	N	The Scandinavian Co Hollywooc	1	1	12/06/19	12/06/19	Feb-20		8,000	11,360	7,760	6,248	(1,512)	5,112			-	-		
C	The Scandinavian Co Hollywooc	N Total		1	1	12/06/19	12/06/19	Feb-20		8,000	11,360	7,760	6,248	(1,512)	5,112			-	-		
C	The Scandinavian Co Hollywooc	Y	The Scandinavian Co Hollywooc	1	-	02/12/20	02/12/20	Jul-20		12,000	15,840	6,688	11,342	4,654			4,100	4,498	4,498		
C	The Scandinavian Co Hollywooc	Y Total		1	-	02/12/20	02/12/20	Jul-20		12,000	15,840	6,688	11,342	4,654			4,100	4,498	4,498		
C	The Scandinavian Co Hollywooc Total			2	1	12/06/19	02/12/20	Jul-20		20,000	27,200	14,448	17,590	3,142	5,112		4,100	4,498	4,498		
C	Stereo By Design	N	Stereo By Design	1	-	12/19/19	12/19/19	Feb-20		8,000	10,400	7,760	9,008	1,248	1,392			-	-		
C	Stereo By Design	N Total		1	-	12/19/19	12/19/19	Feb-20		8,000	10,400	7,760	9,008	1,248	1,392			-	-		
C	Stereo By Design	Y	Stereo By Design	2	1	03/02/20	07/03/20	Jul-20		10,000	11,900	7,612	5,397	(2,215)	2,188	150	2,445	4,465	4,465		
C	Stereo By Design	Y Total		2	1	03/02/20	07/03/20	Jul-20		10,000	11,900	7,612	5,397	(2,215)	2,188	150	2,445	4,465	4,465		
C	Stereo By Design Total			3	1	12/19/19	07/03/20	Jul-20		18,000	22,300	15,372	14,405	(967)	2,188	1,392	150	2,445	4,465		
C	Kellogg and Kellogg	N	Kellogg and Kellogg	1	1	09/05/19	09/05/19	Jan-20		15,000	20,850	14,550	15,354	804	5,496			-	-		
C	Kellogg and Kellogg	N Total		1	1	09/05/19	09/05/19	Jan-20		15,000	20,850	14,550	15,354	804	5,496			-	-		
C	Kellogg and Kellogg	Y	Kellogg and Kellogg	1	-	01/06/20	01/06/20	Jul-20		15,000	20,850	9,469	16,987	7,519		600	5,828	4,463	4,463		
C	Kellogg and Kellogg	Y Total		1	-	01/06/20	01/06/20	Jul-20		15,000	20,850	9,469	16,987	7,519		600	5,828	4,463	4,463		
C	Kellogg and Kellogg Total			2	1	09/05/19	01/06/20	Jul-20		30,000	41,700	24,019	32,341	8,322	5,496	600	5,828	4,463	4,463		
C	JCS Beauty Supply	N	JCS Beauty Supply	5	3	02/06/18	11/28/18	Jul-20		71,085	97,009	42,310	65,659	23,349	28,225	1,275	400	4,400	4,400		
C	JCS Beauty Supply	N Total		5	3	02/06/18	11/28/18	Jul-20		71,085	97,009	42,310	65,659	23,349	28,225	1,275	400	4,400	4,400		
C	JCS Beauty Supply	Y	JCS Beauty Supply	5	3	02/06/18	11/28/18	Jul-20		71,085	97,009	42,310	65,659	23,349	28,225	1,275	400	4,400	4,400		
C	Larry Abernathy Body Shop	N	Larry Abernathy Body Shop	17	2	06/11/19	11/27/19	Dec-19		60,174	80,854	41,779	58,947	17,168	4,733	17,174		-	-		
C	Larry Abernathy Body Shop	N Total		17	2	06/11/19	11/27/19	Dec-19		60,174	80,854	41,779	58,947	17,168	4,733	17,174		-	-		
C	Larry Abernathy Body Shop	Y	Larry Abernathy Body Shop	2	1	01/07/20	02/14/20	Jul-20		20,000	24,800	10,183	14,333	4,150	6,200	100	2,500	4,367	4,367		
C	Larry Abernathy Body Shop	Y Total		2	1	01/07/20	02/14/20	Jul-20		20,000	24,800	10,183	14,333	4,150	6,200	100	2,500	4,367	4,367		
C	Larry Abernathy Body Shop Total			19	3	06/11/19	02/14/20	Jul-20		80,174	105,654	51,962	73,280	21,318	10,933	17,174	100	2,500	4,367		
C	Love Nails and Spa	N	Love Nails and Spa	3	2	04/24/19	12/11/19	Jul-20		36,000	50,040	25,818	36,582	10,765	9,402	300	800	4,355	4,355		
C	Love Nails and Spa	N Total		3	2	04/24/19	12/11/19	Jul-20		36,000	50,040	25,818	36,582	10,765	9,402	300	800	4,355	4,355		
C	Love Nails and Spa	Y	Love Nails and Spa	3	2	04/24/19	12/11/19	Jul-20		36,000	50,040	25,818	36,582	10,765	9,402	300	800	4,355	4,355		
C	Love Nails and Spa Total			3	2	04/24/19	12/11/19	Jul-20		36,000	50,040	25,818	36,582	10,765	9,402	300	800	4,355	4,355		
C	Multimedia Advertising Services	N	Multimedia Advertising Services	37	2	11/16/18	06/28/19	May-20		221,017	289,171	206,156	275,993	69,837	14,192	5,300		4,287	4,287		
C	Multimedia Advertising Services	N Total		37	2	11/16/18	06/28/19	May-20		221,017	289,171	206,156	275,993	69,837	14,192	5,300		4,287	4,287		

Securities and Exchange Commission, Plaintiff,
v.
Complete Business Solutions Group, Inc. d/b/a Par Funding et. al., Defendants.
CASE NO. 9:20-cv-81205
UNITED STATES DISTRICT COURT
SOUTHERN DISTRICT OF FLORIDA

Category C - Detail of CBSG MCA Suites Activity for the period from 2012 through July 27, 2020

Source: MCA Suites										Total Advances and Repayments per MCA Suites		Cash Advances and Repayments per MCA Suites			Transactional Data per MCA Suites				A/R Balance (Note 10)		
Category (Note 1)	Merchant Grouping (Note 11)	Funded After 01/01/20	Merchant Name (Note 8)	Total # of Deals (Note 2)	Deals with Reioad (Note 3)	First Funding Date (Note 12)	Last Funding Date (Note 12)	Month of Last Payment (Note 13)	Advance Amount (Note 4)	Payback (Note 5)	Net Cash Advanced (Note 6)	Total Cash Repayments (Note 7)	Net Cash Surplus (Deficit)	Total Reioad (Note 9)	Total Write-off (Note 8)	Total Fee (Note 8)	Total Collections 06/2020-07/27/2020 (Note 7)	Active A/R	Default A/R	Total A/R	
																					A
C	Multimedia Advertising Services Total			37	2	11/16/18	06/28/19	May-20	221,017	289,171	206,156	275,993	69,837	14,192		5,300			4,287		4,287
C	Melco And Associates	N	Melco And Associates	8	4	06/02/17	12/27/19	Mar-20	96,860	135,581	76,050	116,971	40,921	19,360	750						
C	Melco And Associates	N Total		8	4	06/02/17	12/27/19	Mar-20	96,860	135,581	76,050	116,971	40,921	19,360	750						
C	Melco And Associates	Y	Melco And Associates	3	2	01/29/20	04/06/20	Jul-20	30,000	36,300	20,638	24,446	3,807	7,638		8,643			4,216		4,216
C	Melco And Associates	Y Total		3	2	01/29/20	04/06/20	Jul-20	30,000	36,300	20,638	24,446	3,807	7,638		8,643			4,216		4,216
C	Melco And Associates Total			11	6	06/02/17	04/06/20	Jul-20	126,860	171,881	96,688	141,417	44,728	26,999	750	8,643			4,216		4,216
C	Nytiopary LLC	N	Nytiopary LLC	3	2	04/12/19	11/15/19	Jul-20	63,000	88,470	45,264	69,929	24,665	15,165	800	2,981			4,176		4,176
C	Nytiopary LLC	N Total		3	2	04/12/19	11/15/19	Jul-20	63,000	88,470	45,264	69,929	24,665	15,165	800	2,981			4,176		4,176
C	Nytiopary LLC Total			3	2	04/12/19	11/15/19	Jul-20	63,000	88,470	45,264	69,929	24,665	15,165	800	2,981			4,176		4,176
C	VirtualArmour Internationa	N	VirtualArmour Internationa	7	1	11/26/19	12/31/19	Feb-20	445,801	595,789	440,766	607,153	166,387	18,300					(29,664)		(29,664)
C	VirtualArmour Internationa	N Total		7	1	11/26/19	12/31/19	Feb-20	445,801	595,789	440,766	607,153	166,387	18,300					(29,664)		(29,664)
C	VirtualArmour Internationa	Y	VirtualArmour Internationa	13	-	01/07/20	03/24/20	Jul-20	506,129	671,335	487,794	637,905	150,111		400	80,721			33,831		33,831
C	VirtualArmour Internationa	Y Total		13	-	01/07/20	03/24/20	Jul-20	506,129	671,335	487,794	637,905	150,111		400	80,721			33,831		33,831
C	VirtualArmour International Total			20	1	11/26/19	03/24/20	Jul-20	951,930	1,267,125	928,560	1,245,058	316,498	18,300	400	80,721			4,167		4,167
C	Livingston Chiropractic Center	N	Livingston Chiropractic Center	24	1	06/21/19	11/15/19	Jul-20	93,971	122,885	85,660	112,282	26,622	7,971	1,525	2,100			4,157		4,157
C	Livingston Chiropractic Center	N Total		24	1	06/21/19	11/15/19	Jul-20	93,971	122,885	85,660	112,282	26,622	7,971	1,525	2,100			4,157		4,157
C	Livingston Chiropractic Center Total			24	1	06/21/19	11/15/19	Jul-20	93,971	122,885	85,660	112,282	26,622	7,971	1,525	2,100			4,157		4,157
C	Pfann Enterprises	N	Pfann Enterprises	16	2	06/28/19	11/08/19	Jul-20	52,548	71,310	48,518	67,441	18,924	3,635	3,800	2,705			4,033		4,033
C	Pfann Enterprises	N Total		16	2	06/28/19	11/08/19	Jul-20	52,548	71,310	48,518	67,441	18,924	3,635	3,800	2,705			4,033		4,033
C	Pfann Enterprises Total			16	2	06/28/19	11/08/19	Jul-20	52,548	71,310	48,518	67,441	18,924	3,635	3,800	2,705			4,033		4,033
C	Dieselz Motorsports	N	Dieselz Motorsports	1	1	10/03/19	10/03/19	Dec-19	5,000	7,100	4,850	4,928	78	2,322	150						
C	Dieselz Motorsports	N Total		1	1	10/03/19	10/03/19	Dec-19	5,000	7,100	4,850	4,928	78	2,322	150						
C	Dieselz Motorsports	Y	Dieselz Motorsports	1	-	01/02/20	01/02/20	Jul-20	7,000	9,940	4,579	6,597	2,017		675	2,100			4,018		4,018
C	Dieselz Motorsports	Y Total		1	-	01/02/20	01/02/20	Jul-20	7,000	9,940	4,579	6,597	2,017		675	2,100			4,018		4,018
C	Dieselz Motorsports Total			2	1	10/03/19	01/02/20	Jul-20	12,000	17,040	9,429	11,525	2,096	2,322	825	2,100			4,018		4,018
C	Wallace Enterprises	N	Wallace Enterprises	4	3	08/08/18	12/31/18	Jul-20	65,720	88,337	41,428	44,558	3,131	22,708	18,690	1,575	2,250		3,956		3,956
C	Wallace Enterprises	N Total		4	3	08/08/18	12/31/18	Jul-20	65,720	88,337	41,428	44,558	3,131	22,708	18,690	1,575	2,250		3,956		3,956
C	Wallace Enterprises Total			4	3	08/08/18	12/31/18	Jul-20	65,720	88,337	41,428	44,558	3,131	22,708	18,690	1,575	2,250		3,956		3,956
C	Quick Construction	N	Quick Construction	4	2	04/22/19	10/29/19	Jan-20	65,000	77,350	51,543	63,963	12,420	13,388							
C	Quick Construction	N Total		4	2	04/22/19	10/29/19	Jan-20	65,000	77,350	51,543	63,963	12,420	13,388							
C	Quick Construction	Y	Quick Construction	1	-	04/10/20	04/10/20	Jul-20	20,000	26,400	20,000	21,449	1,449			11,571			3,951		3,951
C	Quick Construction	Y Total		1	-	04/10/20	04/10/20	Jul-20	20,000	26,400	20,000	21,449	1,449			11,571			3,951		3,951
C	Quick Construction Total			5	2	04/22/19	04/10/20	Jul-20	85,000	102,750	71,543	85,411	13,869	13,388		11,571			3,951		3,951
C	O and M Lock and Key	N	O and M Lock and Key	1	1	12/31/19	12/31/19	Feb-20	8,000	11,200	7,760	6,375	(1,385)	4,825							
C	O and M Lock and Key	N Total		1	1	12/31/19	12/31/19	Feb-20	8,000	11,200	7,760	6,375	(1,385)	4,825							
C	O and M Lock and Key	Y	O and M Lock and Key	1	-	02/25/20	02/25/20	Jul-20	10,000	13,900	4,875	10,296	5,421		225	3,075			3,829		3,829
C	O and M Lock and Key	Y Total		1	-	02/25/20	02/25/20	Jul-20	10,000	13,900	4,875	10,296	5,421		225	3,075			3,829		3,829
C	O and M Lock and Key Total			2	1	12/31/19	02/25/20	Jul-20	18,000	25,100	12,635	16,672	4,036	4,825	225	3,075			3,829		3,829
C	Gregory S Keller MD	N	Gregory S Keller MD	1	1	09/18/19	09/18/19	Jan-20	50,000	69,500	48,500	51,192	2,692		300						
C	Gregory S Keller MD	N Total		1	1	09/18/19	09/18/19	Jan-20	50,000	69,500	48,500	51,192	2,692		300						
C	Gregory S Keller MD	Y	Gregory S Keller MD	8	-	01/31/20	03/20/20	Jul-20	91,702	123,797	71,094	120,126	49,032		150	43,202			3,822		3,822
C	Gregory S Keller MD	Y Total		8	-	01/31/20	03/20/20	Jul-20	91,702	123,797	71,094	120,126	49,032		150	43,202			3,822		3,822
C	Gregory S Keller MD Total			9	1	09/18/19	03/20/20	Jul-20	141,702	193,297	119,594	171,318	51,724	18,608	450	43,202			3,822		3,822

Securities and Exchange Commission, Plaintiff,
v.
Complete Business Solutions Group, Inc. d/b/a Par Funding et. al., Defendants.
CASE NO. 9:20-cv-81205
UNITED STATES DISTRICT COURT
SOUTHERN DISTRICT OF FLORIDA

Category C - Detail of CBSG MCA Suites Activity for the period from 2012 through July 27, 2020

Source: MCA Suites		Total Advances and Repayments per MCA Suites							Cash Advances and Repayments per MCA Suites			Transactional Data per MCA Suites				A/R Balance (Note 10)				
Category (Note 1)	Merchant Grouping (Note 11)	Funded After 01/01/20	Merchant Name (Note 8)	Total # of Deals (Note 2)	Deals with Reioad (Note 3)	First Funding Date (Note 12)	Last Funding Date (Note 12)	Month of Last Payment (Note 13)	A	B	C	D	E = D-C	F	G	H	I	J	K	L = J+K
									Advance Amount (Note 4)	Payback (Note 5)	Net Cash Advanced (Note 6)	Total Cash Repayments (Note 7)	Net Cash Surplus (Deficit)	Total Reioad (Note 9)	Total Write-off (Note 8)	Total Fee (Note 8)	Total Collections 06/2020-07/27/2020 (Note 7)	Active A/R	Default A/R	Total A/R
C	Lees Crossing Towing	N	Lees Crossing Towing	1	1	12/24/19	12/24/19	May-20	8,500	11,985	8,245	10,843	2,598	1,142				-		-
C	Lees Crossing Towing	N Total		1	1	12/24/19	12/24/19	May-20	8,500	11,985	8,245	10,843	2,598	1,142				-		-
C	Lees Crossing Towing	Y	Lees Crossing Towing	1	-	05/05/20	05/05/20	Jul-20	8,500	11,050	7,358	7,244	(114)			5,034	3,806		3,806	
C	Lees Crossing Towing	Y Total		1	-	05/05/20	05/05/20	Jul-20	8,500	11,050	7,358	7,244	(114)			5,034	3,806		3,806	
C	Lees Crossing Towing Total			2	1	12/24/19	05/05/20	Jul-20	17,000	23,035	15,603	18,087	2,484	1,142		5,034	3,806		3,806	
C	Lehmans (Henry Lehman)	N	Lehmans (Henry Lehman)	1	1	12/20/19	12/20/19	Mar-20	5,000	6,200	4,965	4,871	(94)		1,329			-		-
C	Lehmans (Henry Lehman)	N Total		1	1	12/20/19	12/20/19	Mar-20	5,000	6,200	4,965	4,871	(94)		1,329			-		-
C	Lehmans (Henry Lehman)	Y	Lehmans (Henry Lehman)	1	-	03/12/20	03/12/20	Jul-20	5,329	6,341	4,000	2,595	(1,405)			1,250	3,746		3,746	
C	Lehmans (Henry Lehman)	Y Total		1	-	03/12/20	03/12/20	Jul-20	5,329	6,341	4,000	2,595	(1,405)			1,250	3,746		3,746	
C	Lehmans (Henry Lehman) Total			2	1	12/20/19	03/12/20	Jul-20	10,329	12,541	8,965	7,467	(1,498)		1,329		1,250	3,746		3,746
C	All Nations Interpreters	Y	All Nations Interpreters	2	1	03/02/20	05/26/20	Jul-20	12,500	17,375	11,208	12,560	1,351		1,092		6,106	3,724		3,724
C	All Nations Interpreters	Y Total		2	1	03/02/20	05/26/20	Jul-20	12,500	17,375	11,208	12,560	1,351		1,092		6,106	3,724		3,724
C	All Nations Interpreters Total			2	1	03/02/20	05/26/20	Jul-20	12,500	17,375	11,208	12,560	1,351		1,092		6,106	3,724		3,724
C	Kingdome Inc	Y	Kingdome Inc	2	1	01/07/20	06/08/20	Jul-20	10,000	13,450	8,942	8,967	25		908		3,050	3,575		3,575
C	Kingdome Inc	Y Total		2	1	01/07/20	06/08/20	Jul-20	10,000	13,450	8,942	8,967	25		908		3,050	3,575		3,575
C	Kingdome Inc Total			2	1	01/07/20	06/08/20	Jul-20	10,000	13,450	8,942	8,967	25		908		3,050	3,575		3,575
C	Abundant Living	N	Abundant Living	17	15	02/03/17	11/12/19	Mar-20	319,123	409,569	220,692	300,745	80,053		108,824			(0)		(0)
C	Abundant Living	N Total		17	15	02/03/17	11/12/19	Mar-20	319,123	409,569	220,692	300,745	80,053		108,824			(0)		(0)
C	Abundant Living	Y	Abundant Living	2	-	01/02/20	03/10/20	Jul-20	52,500	64,675	39,374	61,373	21,999			19,849	3,302		3,302	
C	Abundant Living	Y Total		2	-	01/02/20	03/10/20	Jul-20	52,500	64,675	39,374	61,373	21,999			19,849	3,302		3,302	
C	Abundant Living Total			19	15	02/03/17	03/10/20	Jul-20	371,623	474,244	260,066	362,118	102,052		108,824		19,849	3,302		3,302
C	Moussa Doucoure	N	Moussa Doucoure	5	1	01/21/14	09/11/19	Jul-20	25,700	34,680	21,500	35,880	14,380		4,200	60	8,760	920	3,300	3,300
C	Moussa Doucoure	N Total		5	1	01/21/14	09/11/19	Jul-20	25,700	34,680	21,500	35,880	14,380		4,200	60	8,760	920	3,300	3,300
C	Moussa Doucoure Total			5	1	01/21/14	09/11/19	Jul-20	25,700	34,680	21,500	35,880	14,380		4,200	60	8,760	920	3,300	3,300
C	William D Frye Auctioneer	N	William D Frye Auctioneer	3	3	08/20/19	12/30/19	Mar-20	14,000	19,380	9,027	12,542	3,515		7,063	225				-
C	William D Frye Auctioneer	N Total		3	3	08/20/19	12/30/19	Mar-20	14,000	19,380	9,027	12,542	3,515		7,063	225				-
C	William D Frye Auctioneer	Y	William D Frye Auctioneer	1	-	03/10/20	03/10/20	Jul-20	5,800	8,120	3,500	4,828	1,328			2,050	3,292		3,292	
C	William D Frye Auctioneer	Y Total		1	-	03/10/20	03/10/20	Jul-20	5,800	8,120	3,500	4,828	1,328			2,050	3,292		3,292	
C	William D Frye Auctioneer Total			4	3	08/20/19	03/10/20	Jul-20	19,800	27,500	12,527	17,370	4,843		7,063	225	2,050	3,292		3,292
C	Simply Devine Salon	N	Simply Devine Salon	23	3	06/12/18	10/03/18	Jul-20	74,637	100,964	43,465	70,488	27,023		31,137	3,900	875	3,239		3,239
C	Simply Devine Salon	N Total		23	3	06/12/18	10/03/18	Jul-20	74,637	100,964	43,465	70,488	27,023		31,137	3,900	875	3,239		3,239
C	Simply Devine Salon Total			23	3	06/12/18	10/03/18	Jul-20	74,637	100,964	43,465	70,488	27,023		31,137	3,900	875	3,239		3,239
C	Spartan Leadership Development	N	Spartan Leadership Development	6	2	07/31/18	12/05/19	Jul-20	126,232	170,178	95,136	118,537	23,401		30,066	20,166	900	7,224	2,310	2,310
C	Spartan Leadership Development	N Total		6	2	07/31/18	12/05/19	Jul-20	126,232	170,178	95,136	118,537	23,401		30,066	20,166	900	7,224	2,310	2,310
C	Spartan Leadership Development	Y	Spartan Leadership Development	1	-	02/27/20	02/27/20	Jul-20	11,000	12,650	11,000	11,859	859			75	4,217	866		866
C	Spartan Leadership Development	Y Total		1	-	02/27/20	02/27/20	Jul-20	11,000	12,650	11,000	11,859	859			75	4,217	866		866
C	Spartan Leadership Development Total			7	2	07/31/18	02/27/20	Jul-20	137,232	182,828	106,136	130,396	24,260		30,066	20,166	975	11,440	3,175	3,175
C	Golden Phoenix	N	Golden Phoenix	19	2	11/29/18	04/22/19	Jul-20	107,402	144,871	80,337	115,481	35,144		9,759	17,272	750	4,120	3,109	3,109
C	Golden Phoenix	N Total		19	2	11/29/18	04/22/19	Jul-20	107,402	144,871	80,337	115,481	35,144		9,759	17,272	750	4,120	3,109	3,109
C	Golden Phoenix Total			19	2	11/29/18	04/22/19	Jul-20	107,402	144,871	80,337	115,481	35,144		9,759	17,272	750	4,120	3,109	3,109
C	Edwards Automotive	N	Edwards Automotive	9	7	02/08/17	07/12/19	Jul-20	105,391	142,787	56,124	96,469	40,345		48,468	5,125	650	2,975		2,975
C	Edwards Automotive	N Total		9	7	02/08/17	07/12/19	Jul-20	105,391	142,787	56,124	96,469	40,345		48,468	5,125	650	2,975		2,975
C	Edwards Automotive Total			9	7	02/08/17	07/12/19	Jul-20	105,391	142,787	56,124	96,469	40,345		48,468	5,125	650	2,975		2,975
C	Mainstreet Gifts	Y	Mainstreet Gifts	2	1	03/09/20	05/15/20	Jul-20	11,000	14,950	8,553	9,875	1,323		2,247		3,998	2,828		2,828
C	Mainstreet Gifts	Y Total		2	1	03/09/20	05/15/20	Jul-20	11,000	14,950	8,553	9,875	1,323		2,247		3,998	2,828		2,828
C	Mainstreet Gifts Total			2	1	03/09/20	05/15/20	Jul-20	11,000	14,950	8,553	9,875	1,323		2,247		3,998	2,828		2,828

Securities and Exchange Commission, Plaintiff,
v.
Complete Business Solutions Group, Inc. d/b/a Par Funding et. al., Defendants.
CASE NO. 9:20-cv-81205
UNITED STATES DISTRICT COURT
SOUTHERN DISTRICT OF FLORIDA

Category C - Detail of CBSG MCA Suites Activity for the period from 2012 through July 27, 2020

Source: MCA Suites										Total Advances and Repayments per MCA Suites		Cash Advances and Repayments per MCA Suites			Transactional Data per MCA Suites				A/R Balance (Note 10)		
Category (Note 1)	Merchant Grouping (Note 11)	Funded After 01/01/20	Merchant Name (Note 8)	Total # of Deals (Note 2)	Deals with Reload (Note 3)	First Funding Date (Note 12)	Last Funding Date (Note 12)	Month of Last Payment (Note 13)	Advance Amount (Note 4)	Payback (Note 5)	Net Cash Advanced (Note 6)	Total Cash Repayments (Note 7)	E = D-C	Total Reload (Note 9)	Total Write-off (Note 8)	Total Fee (Note 8)	Total Collections 06/2020-07/27/2020 (Note 7)	Active A/R	Default A/R	Total A/R	
																					A
C	Nickmar Pricemarking	Y	Nickmar Pricemarking	2	1	01/23/20	05/18/20	Jul-20	11,000	14,850	9,640	11,400	1,760	1,360		725	3,143	2,815		2,815	
C	Nickmar Pricemarking	Y Total		2	1	01/23/20	05/18/20	Jul-20	11,000	14,850	9,640	11,400	1,760	1,360		725	3,143	2,815		2,815	
C	Nickmar Pricemarking Total			2	1	01/23/20	05/18/20	Jul-20	11,000	14,850	9,640	11,400	1,760	1,360		725	3,143	2,815		2,815	
C	Mr Paint	N	Mr Paint	1	1	10/17/19	10/17/19	Jan-20	8,000	11,280	7,760	7,770	10	3,510						-	
C	Mr Paint	N Total		1	1	10/17/19	10/17/19	Jan-20	8,000	11,280	7,760	7,770	10	3,510						-	
C	Mr Paint	Y	Mr Paint	1	-	01/21/20	01/21/20	Jul-20	10,000	14,100	6,455	11,599	5,144				3,075	2,501		2,501	
C	Mr Paint	Y Total		1	-	01/21/20	01/21/20	Jul-20	10,000	14,100	6,455	11,599	5,144				3,075	2,501		2,501	
C	Mr Paint Total			2	1	10/17/19	01/21/20	Jul-20	18,000	25,380	14,215	19,369	5,154	3,510			3,075	2,501		2,501	
C	Delta Motor Lines	N	Delta Motor Lines	1	1	10/10/19	10/10/19	Jan-20	5,000	6,600	4,850	4,125	(725)				2,475			-	
C	Delta Motor Lines	N Total		1	1	10/10/19	10/10/19	Jan-20	5,000	6,600	4,850	4,125	(725)				2,475			-	
C	Delta Motor Lines	Y	Delta Motor Lines	1	-	02/03/20	02/03/20	Jul-20	6,000	7,920	3,490	5,432	1,942				1,640	2,489		2,489	
C	Delta Motor Lines	Y Total		1	-	02/03/20	02/03/20	Jul-20	6,000	7,920	3,490	5,432	1,942				1,640	2,489		2,489	
C	Delta Motor Lines Total			2	1	10/10/19	02/03/20	Jul-20	11,000	14,520	8,340	9,557	1,217	2,475			1,640	2,489		2,489	
C	A Beautiful Living	N	A Beautiful Living	26	3	06/28/18	12/12/19	Feb-20	146,203	208,605	133,519	185,839	52,320	22,841		75		(0)		(0)	
C	A Beautiful Living	N Total		26	3	06/28/18	12/12/19	Feb-20	146,203	208,605	133,519	185,839	52,320	22,841		75		(0)		(0)	
C	A Beautiful Living	Y	A Beautiful Living	1	-	02/28/20	02/28/20	Jul-20	15,000	18,750	4,844	16,406	11,563			75	7,031	2,419		2,419	
C	A Beautiful Living	Y Total		1	-	02/28/20	02/28/20	Jul-20	15,000	18,750	4,844	16,406	11,563			75	7,031	2,419		2,419	
C	A Beautiful Living Total			27	3	06/28/18	02/28/20	Jul-20	161,203	227,355	138,362	202,245	63,883	22,841	150	7,031	2,419			2,419	
C	Foureras Natural Beauty	N	Foureras Natural Beauty	5	4	02/01/19	10/23/19	Dec-19	33,000	46,860	24,340	30,339	6,000	15,081	1,440				0	0	
C	Foureras Natural Beauty	N Total		5	4	02/01/19	10/23/19	Dec-19	33,000	46,860	24,340	30,339	6,000	15,081	1,440				0	0	
C	Foureras Natural Beauty	Y	Foureras Natural Beauty	1	-	01/02/20	01/02/20	Jul-20	12,000	17,400	3,820	15,538	11,719			200	3,075	2,062		2,062	
C	Foureras Natural Beauty	Y Total		1	-	01/02/20	01/02/20	Jul-20	12,000	17,400	3,820	15,538	11,719			200	3,075	2,062		2,062	
C	Foureras Natural Beauty Total			6	4	02/01/19	01/02/20	Jul-20	45,000	64,260	28,159	45,878	17,718	15,081	1,440	200	3,075	2,062		2,062	
C	Hoy Enterprises	N	Hoy Enterprises	19	1	09/10/19	12/31/19	Jul-20	74,650	99,128	72,388	105,702	33,314	2,067			5,251	(8,641)		(8,641)	
C	Hoy Enterprises	N Total		19	1	09/10/19	12/31/19	Jul-20	74,650	99,128	72,388	105,702	33,314	2,067			5,251	(8,641)		(8,641)	
C	Hoy Enterprises	Y	Hoy Enterprises	7	-	01/07/20	02/18/20	Jun-20	12,220	16,497	12,220	12,220	6,051				686	10,446		10,446	
C	Hoy Enterprises	Y Total		7	-	01/07/20	02/18/20	Jun-20	12,220	16,497	12,220	12,220	6,051				686	10,446		10,446	
C	Hoy Enterprises Total			26	1	09/10/19	02/18/20	Jul-20	86,870	115,625	84,608	111,753	27,145	2,067			5,937	1,805		1,805	
C	Rainey Brothers	N	Rainey Brothers	9	7	11/19/15	10/31/19	Feb-20	241,418	324,728	138,350	219,680	81,330	105,798		750				-	
C	Rainey Brothers	N Total		9	7	11/19/15	10/31/19	Feb-20	241,418	324,728	138,350	219,680	81,330	105,798		750				-	
C	Rainey Brothers	Y	Rainey Brothers	1	-	02/21/20	02/21/20	Jul-20	18,000	23,400	14,620	21,645	7,025				7,995	1,755		1,755	
C	Rainey Brothers	Y Total		1	-	02/21/20	02/21/20	Jul-20	18,000	23,400	14,620	21,645	7,025				7,995	1,755		1,755	
C	Rainey Brothers Total			10	7	11/19/15	02/21/20	Jul-20	259,418	348,128	152,970	241,325	88,355	105,798	750	7,995	1,755			1,755	
C	Woodards Landscaping And Grading	N	Woodards Landscaping And Grading	3	3	05/13/19	12/30/19	Mar-20	30,000	38,700	22,587	25,587	3,000	13,113						-	
C	Woodards Landscaping And Grading	N Total		3	3	05/13/19	12/30/19	Mar-20	30,000	38,700	22,587	25,587	3,000	13,113						-	
C	Woodards Landscaping And Grading	Y	Woodards Landscaping And Grading	1	-	03/12/20	03/12/20	Jul-20	12,500	14,000	6,500	12,610	6,110			300	5,460	1,690		1,690	
C	Woodards Landscaping And Grading	Y Total		1	-	03/12/20	03/12/20	Jul-20	12,500	14,000	6,500	12,610	6,110			300	5,460	1,690		1,690	
C	Woodards Landscaping And Grading Total			4	3	05/13/19	03/12/20	Jul-20	42,500	52,700	29,087	38,197	9,110	13,113	300	5,460	1,690			1,690	
C	Buckeye Contracting Resources	N	Buckeye Contracting Resources	2	1	08/09/19	10/07/19	Jul-20	15,000	20,850	11,523	18,415	6,892	3,327	2,550	3,000	1,658			1,658	
C	Buckeye Contracting Resources	N Total		2	1	08/09/19	10/07/19	Jul-20	15,000	20,850	11,523	18,415	6,892	3,327	2,550	3,000	1,658			1,658	
C	Buckeye Contracting Resources Total			2	1	08/09/19	10/07/19	Jul-20	15,000	20,850	11,523	18,415	6,892	3,327	2,550	3,000	1,658			1,658	
C	Uncle Stubbys Pub	N	Uncle Stubbys Pub	14	2	11/14/18	02/28/19	Jul-20	74,791	91,107	45,454	63,228	17,774	28,502	2,000	4,100	1,377			1,377	
C	Uncle Stubbys Pub	N Total		14	2	11/14/18	02/28/19	Jul-20	74,791	91,107	45,454	63,228	17,774	28,502	2,000	4,100	1,377			1,377	
C	Uncle Stubbys Pub Total			14	2	11/14/18	02/28/19	Jul-20	74,791	91,107	45,454	63,228	17,774	28,502	2,000	4,100	1,377			1,377	
C	Tricoast Entertainment	N	Tricoast Entertainment	1	1	09/18/19	09/18/19	Jan-20	15,000	21,000	14,550	15,116	566	6,409	525					-	
C	Tricoast Entertainment	N Total		1	1	09/18/19	09/18/19	Jan-20	15,000	21,000	14,550	15,116	566	6,409	525					-	
C	Tricoast Entertainment	Y	Tricoast Entertainment	1	-	01/17/20	01/17/20	Jul-20	25,000	33,750	18,041	32,776	14,735			375	12,518	1,349		1,349	
C	Tricoast Entertainment	Y Total		1	-	01/17/20	01/17/20	Jul-20	25,000	33,750	18,041	32,776	14,735			375	12,518	1,349		1,349	
C	Tricoast Entertainment Total			2	1	09/18/19	01/17/20	Jul-20	40,000	54,750	32,591	47,892	15,301	6,409	900	12,518	1,349			1,349	

Securities and Exchange Commission, Plaintiff,
v.
Complete Business Solutions Group, Inc. d/b/a Par Funding et. al., Defendants.
CASE NO. 9:20-cv-81205
UNITED STATES DISTRICT COURT
SOUTHERN DISTRICT OF FLORIDA

Category C - Detail of CMSG MCA Suites Activity for the period from 2012 through July 27, 2020

Source: MCA Suites										Total Advances and Repayments per MCA Suites		Cash Advances and Repayments per MCA Suites			Transactional Data per MCA Suites				A/R Balance (Note 10)		
Category (Note 1)	Merchant Grouping (Note 11)	Funded After 01/01/20	Merchant Name (Note 8)	Total # of Deals (Note 2)	Deals with Reload (Note 3)	First Funding Date (Note 12)	Last Funding Date (Note 12)	Month of Last Payment (Note 13)	Advance Amount (Note 4)	Payback (Note 5)	Net Cash Advanced (Note 6)	Total Cash Repayments (Note 7)	E = D-C	Total Reload (Note 9)	Total Write-off (Note 8)	Total Fee (Note 8)	Total Collections 06/2020-07/27/2020 (Note 7)	Active A/R	Default A/R	Total A/R	
																					A
C	Freedom 1 Solutions N		Freedom 1 Solutions	4	3	04/30/19	11/18/19	Jul-20	33,000	44,440	22,686	33,651	10,965	9,749		300	1,025	1,340		1,340	
C	Freedom 1 Solutions N Total			4	3	04/30/19	11/18/19	Jul-20	33,000	44,440	22,686	33,651	10,965	9,749		300	1,025	1,340		1,340	
C	Freedom 1 Solutions Total			4	3	04/30/19	11/18/19	Jul-20	33,000	44,440	22,686	33,651	10,965	9,749		300	1,025	1,340		1,340	
C	Asphalt Maintenance Services N		Asphalt Maintenance Services	6	2	10/03/18	10/03/18	Jul-20	50,625	68,675	50,590	69,386	18,796	-	2,050	4,000	1,339		1,339		
C	Asphalt Maintenance Services N Total			6	2	10/03/18	10/03/18	Jul-20	50,625	68,675	50,590	69,386	18,796	-	2,050	4,000	1,339		1,339		
C	Asphalt Maintenance Services Total			6	2	10/03/18	10/03/18	Jul-20	50,625	68,675	50,590	69,386	18,796	-	2,050	4,000	1,339		1,339		
C	Dorothy's Pet Shop N		Dorothy's Pet Shop	10	2	05/02/19	11/15/19	Feb-20	48,000	67,200	26,938	35,185	8,247	21,316	10,700						
C	Dorothy's Pet Shop N Total			10	2	05/02/19	11/15/19	Feb-20	48,000	67,200	26,938	35,185	8,247	21,316	10,700						
C	Dorothy's Pet Shop Y		Dorothy's Pet Shop	1	-	02/13/20	02/13/20	Jul-20	17,000	22,100	5,050	21,013	15,963			7,427	1,087		1,087		
C	Dorothy's Pet Shop Y Total			1	-	02/13/20	02/13/20	Jul-20	17,000	22,100	5,050	21,013	15,963			7,427	1,087		1,087		
C	Dorothy's Pet Shop Total			11	2	05/02/19	02/13/20	Jul-20	65,000	89,300	31,988	56,198	24,210	21,316	10,700	7,427	1,087		1,087		
C	NV My Eyewear N		NV My Eyewear	2	1	06/19/19	10/23/19	Jan-20	14,000	18,480	13,790	15,172	1,382	3,458	150						
C	NV My Eyewear N Total			2	1	06/19/19	10/23/19	Jan-20	14,000	18,480	13,790	15,172	1,382	3,458	150						
C	NV My Eyewear Y		NV My Eyewear	1	-	01/27/20	01/27/20	Jul-20	7,000	9,100	3,542	9,417	5,875	1,275	3,367	958					
C	NV My Eyewear Y Total			1	-	01/27/20	01/27/20	Jul-20	7,000	9,100	3,542	9,417	5,875	1,275	3,367	958					
C	NV My Eyewear Total			3	1	06/19/19	01/27/20	Jul-20	21,000	27,580	17,332	24,589	7,257	3,458	1,425	3,367	958		958		
C	Glitz and Glam Pet Spa N		Glitz and Glam Pet Spa	10	5	08/24/18	12/10/19	Mar-20	57,000	69,260	44,206	54,916	10,710	12,105	1,001	(1,239)					
C	Glitz and Glam Pet Spa N Total			10	5	08/24/18	12/10/19	Mar-20	57,000	69,260	44,206	54,916	10,710	12,105	1,001	(1,239)					
C	Glitz and Glam Pet Spa Y		Glitz and Glam Pet Spa	2	1	01/03/20	04/27/20	Jul-20	12,000	14,220	9,876	12,914	3,038	354		3,903	952		952		
C	Glitz and Glam Pet Spa Y Total			2	1	01/03/20	04/27/20	Jul-20	12,000	14,220	9,876	12,914	3,038	354		3,903	952		952		
C	Glitz and Glam Pet Spa Total			12	6	08/24/18	04/27/20	Jul-20	69,000	83,480	54,082	67,830	13,748	12,459	1,001	(1,239)	3,903	952	952		
C	D Cafe And Catering N		D Cafe And Catering	2	1	06/14/18	08/15/18	Jul-20	12,230	17,374	8,300	15,729	7,429	3,230	2,100	400	515		515		
C	D Cafe And Catering N Total			2	1	06/14/18	08/15/18	Jul-20	12,230	17,374	8,300	15,729	7,429	3,230	2,100	400	515		515		
C	D Cafe And Catering Total			2	1	06/14/18	08/15/18	Jul-20	12,230	17,374	8,300	15,729	7,429	3,230	2,100	400	515		515		
C	Fire in the Sky Enterprises Y		Fire in the Sky Enterprises	2	1	01/31/20	04/23/20	Jul-20	15,000	17,090	14,733	16,603	1,870	232		3,485	255		255		
C	Fire in the Sky Enterprises Y Total			2	1	01/31/20	04/23/20	Jul-20	15,000	17,090	14,733	16,603	1,870	232		3,485	255		255		
C	Fire in the Sky Enterprises Total			2	1	01/31/20	04/23/20	Jul-20	15,000	17,090	14,733	16,603	1,870	232		3,485	255		255		
C	Paula Berg Design Associates N		Paula Berg Design Associates	70	1	09/18/19	12/24/19	Jul-20	541,922	741,272	527,125	729,372	202,247	11,900		26,100	0		0		
C	Paula Berg Design Associates N Total			70	1	09/18/19	12/24/19	Jul-20	541,922	741,272	527,125	729,372	202,247	11,900		26,100	0		0		
C	Paula Berg Design Associates Total			70	1	09/18/19	12/24/19	Jul-20	541,922	741,272	527,125	729,372	202,247	11,900		26,100	0		0		
C	Rice Derivatives N		Rice Derivatives	13	1	01/26/16	12/24/19	Feb-20	4,265,853	5,678,933	3,706,399	5,086,946	1,380,546	294,000	300,738	2,750	0		0		
C	Rice Derivatives N Total			13	1	01/26/16	12/24/19	Feb-20	4,265,853	5,678,933	3,706,399	5,086,946	1,380,546	294,000	300,738	2,750	0		0		
C	Rice Derivatives Y		Rice Derivatives	1	-	02/26/20	02/26/20	May-20	450,000	580,500	445,500	506,610	61,110			73,890	0		0		
C	Rice Derivatives Y Total			1	-	02/26/20	02/26/20	May-20	450,000	580,500	445,500	506,610	61,110			73,890	0		0		
C	Rice Derivatives Total			14	1	01/26/16	02/26/20	May-20	4,715,853	6,259,433	4,151,899	5,593,556	1,441,656	294,000	374,628	2,750	0		0		
C	Del Valle Import (MI Pulpe) N		Del Valle Import (MI Pulpe)	26	1	09/25/18	03/05/19	Apr-19	1,075,484	1,478,178	1,066,599	1,469,703	403,104	8,850	375		0		0		
C	Del Valle Import (MI Pulpe) N Total			26	1	09/25/18	03/05/19	Apr-19	1,075,484	1,478,178	1,066,599	1,469,703	403,104	8,850	375		0		0		
C	Del Valle Import (MI Pulpe) Total			26	1	09/25/18	03/05/19	Apr-19	1,075,484	1,478,178	1,066,599	1,469,703	403,104	8,850	375		0		0		
C	HMC Incorporated N		HMC Incorporated	77	-	02/22/18	02/28/19	Dec-19	25,863,405	35,493,154	24,845,097	21,360,462	(3,484,635)	3,460,771	886,003	0	11,557,923	11,557,923			
C	HMC Incorporated N Total			77	-	02/22/18	02/28/19	Dec-19	25,863,405	35,493,154	24,845,097	21,360,462	(3,484,635)	3,460,771	886,003	0	11,557,923	11,557,923			
C	HMC Incorporated Total			77	-	02/22/18	02/28/19	Dec-19	25,863,405	35,493,154	24,845,097	21,360,462	(3,484,635)	3,460,771	886,003	0	11,557,923	11,557,923			
C	M Theory (Singularity Ventures) N		M Theory (Singularity Ventures)	22	4	01/10/18	03/29/19	Apr-19	5,515,935	6,799,337	3,343,906	4,631,585	1,287,679	1,612,907	540,961	(13,883)	0		0		
C	M Theory (Singularity Ventures) N Total			22	4	01/10/18	03/29/19	Apr-19	5,515,935	6,799,337	3,343,906	4,631,585	1,287,679	1,612,907	540,961	(13,883)	0		0		
C	M Theory (Singularity Ventures) Total			22	4	01/10/18	03/29/19	Apr-19	5,515,935	6,799,337	3,343,906	4,631,585	1,287,679	1,612,907	540,961	(13,883)	0		0		
C	Renaissance Door N		Renaissance Door	40	20	05/01/15	03/05/18	Aug-19	1,900,155	2,504,038	1,369,123	1,534,656	165,533	495,950	16,200	1,950	0	459,182	459,182		
C	Renaissance Door N Total			40	20	05/01/15	03/05/18	Aug-19	1,900,155	2,504,038	1,369,123	1,534,656	165,533	495,950	16,200	1,950	0	459,182	459,182		
C	Renaissance Door Total			40	20	05/01/15	03/05/18	Aug-19	1,900,155	2,504,038	1,369,123	1,534,656	165,533	495,950	16,200	1,950	0	459,182	459,182		

Securities and Exchange Commission, Plaintiff,
v.
Complete Business Solutions Group, Inc. d/b/a Par Funding et. al., Defendants.
CASE NO. 9:20-cv-81205
UNITED STATES DISTRICT COURT
SOUTHERN DISTRICT OF FLORIDA

Category C - Detail of CBSG MCA Suites Activity for the period from 2012 through July 27, 2020

Source: MCA Suites										Total Advances and Repayments per MCA Suites		Cash Advances and Repayments per MCA Suites			Transactional Data per MCA Suites				A/R Balance (Note 10)		
Category (Note 1)	Merchant Grouping (Note 11)	Funded After 01/01/20	Merchant Name (Note 8)	Total # of Deals (Note 2)	Deals with Reioad (Note 3)	First Funding Date (Note 12)	Last Funding Date (Note 12)	Month of Last Payment (Note 13)	Advance Amount (Note 4)	Payback (Note 5)	Net Cash Advanced (Note 6)	Total Cash Repayments (Note 7)	E = D-C	Total Reload (Note 9)	Total Write-off (Note 8)	Total Fee (Note 8)	Total Collections 06/2020-07/27/2020 (Note 7)	Active A/R	Default A/R	Total A/R	
																					A
C	Progressive Industrial	N	Progressive Industrial	17	1	10/10/18	12/10/18	Jul-19	342,312	466,037	330,442	459,811	129,369	11,800		5,574		0		0	
C	Progressive Industrial	N Total		17	1	10/10/18	12/10/18	Jul-19	342,312	466,037	330,442	459,811	129,369	11,800		5,574		0		0	
C	Progressive Industrial Total			17	1	10/10/18	12/10/18	Jul-19	342,312	466,037	330,442	459,811	129,369	11,800		5,574		0		0	
C	Frozen Water	N	Frozen Water	26	3	01/05/18	12/05/18	Jun-20	1,114,563	1,586,728	734,952	1,218,749	483,796	370,820		2,841	15,892	0		0	
C	Frozen Water	N Total		26	3	01/05/18	12/05/18	Jun-20	1,114,563	1,586,728	734,952	1,218,749	483,796	370,820		2,841	15,892	0		0	
C	Frozen Water Total			26	3	01/05/18	12/05/18	Jun-20	1,114,563	1,586,728	734,952	1,218,749	483,796	370,820		2,841	15,892	0		0	
C	The Agency Acbh	N	The Agency Acbh	22	3	09/11/18	01/16/19	Sep-19	1,711,439	2,313,691	1,202,695	1,155,311	(47,384)	505,439		16,203		0	669,144	669,144	
C	The Agency Acbh	N Total		22	3	09/11/18	01/16/19	Sep-19	1,711,439	2,313,691	1,202,695	1,155,311	(47,384)	505,439		16,203		0	669,144	669,144	
C	The Agency Acbh Total			22	3	09/11/18	01/16/19	Sep-19	1,711,439	2,313,691	1,202,695	1,155,311	(47,384)	505,439		16,203		0	669,144	669,144	
C	Expo Construction	N	Expo Constructor	32	2	12/06/17	07/03/18	Sep-19	638,455	933,183	565,655	864,062	298,407	71,071	2,000	3,950		0	-	0	
C	Expo Construction	N Total		32	2	12/06/17	07/03/18	Sep-19	638,455	933,183	565,655	864,062	298,407	71,071	2,000	3,950		0	-	0	
C	Expo Construction Total			32	2	12/06/17	07/03/18	Sep-19	638,455	933,183	565,655	864,062	298,407	71,071	2,000	3,950		0	-	0	
C	Als Burger Shack	N	Als Burger Shack	22	1	09/06/18	01/17/19	Jan-19	250,312	346,037	249,294	345,054	95,760	984				0		0	
C	Als Burger Shack	N Total		22	1	09/06/18	01/17/19	Jan-19	250,312	346,037	249,294	345,054	95,760	984				0		0	
C	Als Burger Shack Total			22	1	09/06/18	01/17/19	Jan-19	250,312	346,037	249,294	345,054	95,760	984				0		0	
C	Professional Floor Covering	N	Professional Floor Covering	22	4	03/16/17	04/17/18	Sep-18	1,543,601	2,128,804	1,006,258	928,437	(77,821)	535,176		600		0	665,792	665,792	
C	Professional Floor Covering	N Total		22	4	03/16/17	04/17/18	Sep-18	1,543,601	2,128,804	1,006,258	928,437	(77,821)	535,176		600		0	665,792	665,792	
C	Professional Floor Covering Total			22	4	03/16/17	04/17/18	Sep-18	1,543,601	2,128,804	1,006,258	928,437	(77,821)	535,176		600		0	665,792	665,792	
C	815 Trading Company	N	815 Trading Company	22	2	05/15/18	09/06/18	Sep-19	456,843	620,376	293,935	328,552	34,617	161,843		700		0	130,681	130,681	
C	815 Trading Company	N Total		22	2	05/15/18	09/06/18	Sep-19	456,843	620,376	293,935	328,552	34,617	161,843		700		0	130,681	130,681	
C	815 Trading Company Total			22	2	05/15/18	09/06/18	Sep-19	456,843	620,376	293,935	328,552	34,617	161,843		700		0	130,681	130,681	
C	Rogue Tavern	N	Rogue Tavern	5	1	05/09/16	04/10/17	Jul-19	2,393,769	3,424,528	2,267,860	2,191,335	(76,525)	118,769	236,250	7,700		0	885,874	885,874	
C	Rogue Tavern	N Total		5	1	05/09/16	04/10/17	Jul-19	2,393,769	3,424,528	2,267,860	2,191,335	(76,525)	118,769	236,250	7,700		0	885,874	885,874	
C	Rogue Tavern Total			5	1	05/09/16	04/10/17	Jul-19	2,393,769	3,424,528	2,267,860	2,191,335	(76,525)	118,769	236,250	7,700		0	885,874	885,874	
C	Alliance Wire And Steel (SE Steel & Logistics)	N	Alliance Wire And Steel (SE Steel & Logistics)	13	1	06/19/17	09/26/17	Apr-20	1,569,570	2,311,436	1,116,672	1,570,211	453,539	449,735		6,500		0	297,989	297,989	
C	Alliance Wire And Steel (SE Steel & Logistics)	N Total		13	1	06/19/17	09/26/17	Apr-20	1,569,570	2,311,436	1,116,672	1,570,211	453,539	449,735		6,500		0	297,989	297,989	
C	Alliance Wire And Steel (SE Steel & Logistics) Total			13	1	06/19/17	09/26/17	Apr-20	1,569,570	2,311,436	1,116,672	1,570,211	453,539	449,735		6,500		0	297,989	297,989	
C	Bmny Construction Corp	N	Bmny Construction Corp	2	1	04/26/19	06/20/19	Jan-20	298,214	372,768	198,010	309,975	111,965	62,500	443	150		0		0	
C	Bmny Construction Corp	N Total		2	1	04/26/19	06/20/19	Jan-20	298,214	372,768	198,010	309,975	111,965	62,500	443	150		0		0	
C	Bmny Construction Corp Total			2	1	04/26/19	06/20/19	Jan-20	298,214	372,768	198,010	309,975	111,965	62,500	443	150		0		0	
C	First Stop Management	N	First Stop Management	24	1	03/21/17	09/26/17	Nov-18	228,292	330,153	155,281	259,684	104,403	71,143		675		0		0	
C	First Stop Management	N Total		24	1	03/21/17	09/26/17	Nov-18	228,292	330,153	155,281	259,684	104,403	71,143		675		0		0	
C	First Stop Management Total			24	1	03/21/17	09/26/17	Nov-18	228,292	330,153	155,281	259,684	104,403	71,143		675		0		0	
C	Southern Village Shack	N	Southern Village Shack	38	1	08/27/18	08/12/19	Dec-19	421,760	577,714	396,436	553,641	157,205	8,500	17,024	1,450		0		0	
C	Southern Village Shack	N Total		38	1	08/27/18	08/12/19	Dec-19	421,760	577,714	396,436	553,641	157,205	8,500	17,024	1,450		0		0	
C	Southern Village Shack Total			38	1	08/27/18	08/12/19	Dec-19	421,760	577,714	396,436	553,641	157,205	8,500	17,024	1,450		0		0	
C	Lan Doctor	N	Lan Doctor	24	1	01/31/18	10/26/18	Jan-20	323,170	452,938	196,381	310,519	114,138	125,793		18,950		0		0	
C	Lan Doctor	N Total		24	1	01/31/18	10/26/18	Jan-20	323,170	452,938	196,381	310,519	114,138	125,793		18,950		0		0	
C	Lan Doctor Total			24	1	01/31/18	10/26/18	Jan-20	323,170	452,938	196,381	310,519	114,138	125,793		18,950		0		0	
C	Slabb Inc	N	Slabb Inc	18	1	09/20/18	01/03/19	May-19	515,874	700,224	507,972	692,357	184,385	7,867		0		0		0	
C	Slabb Inc	N Total		18	1	09/20/18	01/03/19	May-19	515,874	700,224	507,972	692,357	184,385	7,867		0		0		0	
C	Slabb Inc Total			18	1	09/20/18	01/03/19	May-19	515,874	700,224	507,972	692,357	184,385	7,867		0		0		0	
C	Mid America Public Adjusters	N	Mid America Public Adjusters	28	2	12/20/18	07/25/19	Aug-19	404,440	554,416	317,875	473,421	155,546	80,995		0		0		0	
C	Mid America Public Adjusters	N Total		28	2	12/20/18	07/25/19	Aug-19	404,440	554,416	317,875	473,421	155,546	80,995		0		0		0	
C	Mid America Public Adjusters Total			28	2	12/20/18	07/25/19	Aug-19	404,440	554,416	317,875	473,421	155,546	80,995		0		0		0	
C	JDG Fuel Marts	N	JD																		

Securities and Exchange Commission, Plaintiff,
v.
Complete Business Solutions Group, Inc. d/b/a Par Funding et. al., Defendants.
CASE NO. 9:20-cv-81205
UNITED STATES DISTRICT COURT
SOUTHERN DISTRICT OF FLORIDA

Category C - Detail of CBSG MCA Suites Activity for the period from 2012 through July 27, 2020

Source: MCA Suites										Total Advances and Repayments per MCA Suites		Cash Advances and Repayments per MCA Suites			Transactional Data per MCA Suites				A/R Balance (Note 10)			
Category (Note 1)	Merchant Grouping (Note 11)	Funded After 01/01/20	Merchant Name (Note 8)	Total # of Deals (Note 2)	Deals with Reload (Note 3)	First Funding Date (Note 12)	Last Funding Date (Note 12)	Month of Last Payment (Note 13)		A	B	C	D	E = D-C	F	G	H	I	J	K	L = J+K	
										Advance Amount (Note 4)	Payback (Note 5)	Net Cash Advanced (Note 6)	Total Cash Repayments (Note 7)	Net Cash Surplus (Deficit)	Total Reload (Note 9)	Total Write-off (Note 8)	Total Fee (Note 8)	Total Collections 06/2020-07/27/2020 (Note 7)	Active A/R	Default A/R	Total A/R	
C	David M Slosberg	N	David M Slosberg	11	9	08/28/17	11/19/18	May-19		605,344	845,927	374,856	622,031	247,176		223,895			0		0	
C	David M Slosberg	N Total		11	9	08/28/17	11/19/18	May-19		605,344	845,927	374,856	622,031	247,176		223,895			0		0	
C	David M Slosberg			11	9	08/28/17	11/19/18	May-19		605,344	845,927	374,856	622,031	247,176		223,895			0		0	
C	Golden Coast Transport	N	Golden Coast Transport	15	1	07/06/18	10/30/18	Jan-20		419,835	580,724	287,371	450,897	163,526		132,429	1,048	3,650	0		0	
C	Golden Coast Transport	N Total		15	1	07/06/18	10/30/18	Jan-20		419,835	580,724	287,371	450,897	163,526		132,429	1,048	3,650	0		0	
C	Golden Coast Transport			15	1	07/06/18	10/30/18	Jan-20		419,835	580,724	287,371	450,897	163,526		132,429	1,048	3,650	0		0	
C	Jaxeas Companies	N	Jaxeas Companies	45	1	09/28/17	11/28/18	Dec-19		311,473	451,162	292,912	438,829	145,917		13,533		1,200	0		0	
C	Jaxeas Companies	N Total		45	1	09/28/17	11/28/18	Dec-19		311,473	451,162	292,912	438,829	145,917		13,533		1,200	0		0	
C	Jaxeas Companies			45	1	09/28/17	11/28/18	Dec-19		311,473	451,162	292,912	438,829	145,917		13,533		1,200	0		0	
C	Modern Real Estate	N	Modern Real Estate	12	5	10/12/16	05/22/18	Feb-19		868,145	1,220,308	742,895	1,120,025	377,131		108,314		8,031	0		0	
C	Modern Real Estate	N Total		12	5	10/12/16	05/22/18	Feb-19		868,145	1,220,308	742,895	1,120,025	377,131		108,314		8,031	0		0	
C	Modern Real Estate			12	5	10/12/16	05/22/18	Feb-19		868,145	1,220,308	742,895	1,120,025	377,131		108,314		8,031	0		0	
C	Xtreme Motosports	N	Xtreme Motosports	24	1	11/14/17	04/23/18	Aug-18		98,158	141,970	70,492	63,399	(7,094)		27,666		2,308	0	53,215	53,215	
C	Xtreme Motosports	N Total		24	1	11/14/17	04/23/18	Aug-18		98,158	141,970	70,492	63,399	(7,094)		27,666		2,308	0	53,215	53,215	
C	Xtreme Motosports			24	1	11/14/17	04/23/18	Aug-18		98,158	141,970	70,492	63,399	(7,094)		27,666		2,308	0	53,215	53,215	
C	Aaria Corporation	N	Aaria Corporation	22	1	12/18/18	12/17/19	Jun-20		230,000	301,200	223,720	210,200	(13,520)		4,425		1,975	0	88,550	88,550	
C	Aaria Corporation	N Total		22	1	12/18/18	12/17/19	Jun-20		230,000	301,200	223,720	210,200	(13,520)		4,425		1,975	0	88,550	88,550	
C	Aaria Corporation			22	1	12/18/18	12/17/19	Jun-20		230,000	301,200	223,720	210,200	(13,520)		4,425		1,975	0	88,550	88,550	
C	TD Roofing	N	TD Roofing	13	3	05/16/18	11/02/18	Apr-19		210,700	286,490	177,480	254,535	77,055		32,155		2,834	0	2,634	2,634	
C	TD Roofing	N Total		13	3	05/16/18	11/02/18	Apr-19		210,700	286,490	177,480	254,535	77,055		32,155		2,834	0	2,634	2,634	
C	TD Roofing			13	3	05/16/18	11/02/18	Apr-19		210,700	286,490	177,480	254,535	77,055		32,155		2,834	0	2,634	2,634	
C	Sas Xpress	N	Sas Xpress	17	4	06/06/18	10/26/18	Jul-19		809,735	1,116,785	620,416	685,986	65,571		187,289		1,125	0	244,634	244,634	
C	Sas Xpress	N Total		17	4	06/06/18	10/26/18	Jul-19		809,735	1,116,785	620,416	685,986	65,571		187,289		1,125	0	244,634	244,634	
C	Sas Xpress			17	4	06/06/18	10/26/18	Jul-19		809,735	1,116,785	620,416	685,986	65,571		187,289		1,125	0	244,634	244,634	
C	Stinson Corporation	N	Stinson Corporation	11	2	10/19/16	04/05/18	Mar-19		832,317	1,158,194	695,012	791,660	96,648		123,317	111,861	675	0	132,031	132,031	
C	Stinson Corporation	N Total		11	2	10/19/16	04/05/18	Mar-19		832,317	1,158,194	695,012	791,660	96,648		123,317	111,861	675	0	132,031	132,031	
C	Stinson Corporation			11	2	10/19/16	04/05/18	Mar-19		832,317	1,158,194	695,012	791,660	96,648		123,317	111,861	675	0	132,031	132,031	
C	Site Source Contractor Supply	N	Site Source Contractor Supply	28	3	09/14/17	10/16/18	Jun-19		705,714	1,018,922	455,144	557,166	102,022		258,502		39,585	0	242,839	242,839	
C	Site Source Contractor Supply	N Total		28	3	09/14/17	10/16/18	Jun-19		705,714	1,018,922	455,144	557,166	102,022		258,502		39,585	0	242,839	242,839	
C	Site Source Contractor Supply			28	3	09/14/17	10/16/18	Jun-19		705,714	1,018,922	455,144	557,166	102,022		258,502		39,585	0	242,839	242,839	
C	Southeastern Enterprises of The Big Bend	N	Southeastern Enterprises of The Big Bend	20	3	07/01/19	12/25/19	Feb-20		384,754	497,283	341,511	420,067	78,556		40,173		5,000	0	42,043	42,043	
C	Southeastern Enterprises of The Big Bend	N Total		20	3	07/01/19	12/25/19	Feb-20		384,754	497,283	341,511	420,067	78,556		40,173		5,000	0	42,043	42,043	
C	Southeastern Enterprises of The Big Bend			20	3	07/01/19	12/25/19	Feb-20		384,754	497,283	341,511	420,067	78,556		40,173		5,000	0	42,043	42,043	
C	Royal Floor Covering	N	Royal Floor Covering	33	3	09/08/17	05/30/18	Jun-20		602,845	880,068	485,196	728,532	243,336		109,993		900	125	0	42,443	42,443
C	Royal Floor Covering	N Total		33	3	09/08/17	05/30/18	Jun-20		602,845	880,068	485,196	728,532	243,336		109,993		900	125	0	42,443	42,443
C	Royal Floor Covering			33	3	09/08/17	05/30/18	Jun-20		602,845	880,068	485,196	728,532	243,336		109,993		900	125	0	42,443	42,443
C	REDCO PALLET	N	REDCO PALLET	33	2	06/30/18	07/02/19	Oct-19		974,411	1,272,866	943,401	849,112	(94,290)		30,975	246,392	5,175	0	151,563	151,563	
C	REDCO PALLET	N Total		33	2	06/30/18	07/02/19	Oct-19		974,411	1,272,866	943,401	849,112	(94,290)		30,975	246,392	5,175	0	151,563	151,563	
C	REDCO PALLET			33	2	06/30/18	07/02/19	Oct-19		974,411	1,272,866	943,401	849,112	(94,290)		30,975	246,392	5,175	0	151,563	151,563	
C	Allied Doors	N	Allied Doors	6	5	11/04/16	01/03/18	May-19		498,270	669,283	205,986	337,227	131,241		310,964		21,692	0	0	0	
C	Allied Doors	N Total		6	5	11/04/16	01/03/18	May-19		498,270	669,283	205,986	337,227	131,241		310,964		21,692	0	0	0	
C	Allied Doors			6	5	11/04/16	01/03/18	May-19		498,270	669,283	205,986	337,227	131,241		310,964		21,692	0	0	0	
C	Burnells Plumbing and Heating	N	Burnells Plumbing and Heating	13	3	11/08/18	01/22/19	Jul-19		120,256	144,240	62,770	88,474	25,704		56,216		450	0		0	
C	Burnells Plumbing and Heating	N Total		13	3	11/08/18	01/22/19	Jul-19		120,256	144,240	62,770	88,474	25,704		56,216		450	0		0	
C	Burnells Plumbing and Heating			13	3	11/08/18	01/22/19	Jul-19		120,256	144,240	62,770	88,474	25,704		56,216		450	0		0	
C	Riley Sons Roofing	N	Riley Sons Roofing	25	10	01/18/18	04/15/19	Apr-20		1,069,904	1,424,202	696,112	704,947	8,835		210,692	157,366	3,400	0	354,596	354,596	
C	Riley Sons Roofing	N Total		25	10	01/18/18	04/15/19	Apr-20		1,069,904	1,424,202	696,112	704,947	8,835		210,692	157,366	3,400	0	354,596	354,596	
C	Riley Sons Roofing			25	10	01/18/18	04/15/19	Apr-20		1,069,904	1,424,202	696,112	704,947	8,835		210,692	157,366	3,400	0	354,596	354,596	
C	LA Truck Parts (AAA Chrome)	N	LA Truck Parts (AAA Chrome)	3	1	01/15/16	06/24/16	May-17		397,100	564,691	313,575	370,418	56,843		77,100		19,965	0	137,137	137,137	

Securities and Exchange Commission, Plaintiff,
v.
Complete Business Solutions Group, Inc. d/b/a Par Funding et. al., Defendants.
CASE NO. 9:20-cv-81205
UNITED STATES DISTRICT COURT
SOUTHERN DISTRICT OF FLORIDA

Category C - Detail of CBSG MCA Suites Activity for the period from 2012 through July 27, 2020

Source: MCA Suites		Total Advances and Repayments per MCA Suites							Cash Advances and Repayments per MCA Suites			Transactional Data per MCA Suites				A/R Balance (Note 10)														
Category (Note 1)	Merchant Grouping (Note 11)	Funded After 01/01/20	Merchant Name (Note 8)	Total # of Deals (Note 2)	Deals with Reload (Note 3)	First Funding Date (Note 12)	Last Funding Date (Note 12)	Month of Last Payment (Note 13)	A		C		D		E = D-C		F		G		H		I		J		K		L = J+K	
									Advance Amount (Note 4)	Payback (Note 5)	Net Cash Advanced (Note 6)	Total Cash Repayments (Note 7)	Net Cash Surplus (Deficit)	Total Reload (Note 9)	Total Write-off (Note 8)	Total Fee (Note 8)	Total Collections 06/2020-07/27/2020 (Note 7)	Active A/R	Default A/R	Total A/R										
C	LA Truck Parts (AAA Chrome)	N Total		3	1	01/15/16	06/24/16	May-17	397,100	564,691	313,575	370,418	56,843	77,100		19,965	0	137,137	137,137											
C	LA Truck Parts (AAA Chrome) Total			3	1	01/15/16	06/24/16	May-17	397,100	564,691	313,575	370,418	56,843	77,100		19,965	0	137,137	137,137											
C	CJA 1 LLC	N	CJA 1 LLC	28	3	04/11/19	12/03/19	May-20	300,885	406,890	274,274	376,557	102,283	31,161	2,496	3,325	0	0	0											
C	CJA 1 LLC	N Total		28	3	04/11/19	12/03/19	May-20	300,885	406,890	274,274	376,557	102,283	31,161	2,496	3,325	0	0	0											
C	CJA 1 LLC	Y	CJA 1 LLC	1	-	02/24/20	02/24/20	Jul-20	25,000	31,000	19,795	26,280	6,485		6,445	1,725	23,400	-												
C	CJA 1 LLC	Y Total		1	-	02/24/20	02/24/20	Jul-20	25,000	31,000	19,795	26,280	6,485		6,445	1,725	23,400	-												
C	CJA 1 LLC Total			29	3	04/11/19	02/24/20	Jul-20	325,885	437,890	294,069	402,837	108,768	31,161	8,941	5,050	23,400	0												
C	Deluxe Town Diner (Handmade Brands)	N	Deluxe Town Diner (Handmade Brands)	3	1	11/02/18	06/25/19	Sep-19	170,000	234,850	158,980	229,020	70,040	4,620	2,485	1,275	0	0	0											
C	Deluxe Town Diner (Handmade Brands) Total			3	1	11/02/18	06/25/19	Sep-19	170,000	234,850	158,980	229,020	70,040	4,620	2,485	1,275	0	0	0											
C	Ner Precious Metals	N	Ner Precious Metals	11	2	01/18/19	04/30/19	Mar-19	290,038	352,360	158,730	93,493	(65,237)	129,734	600	0	129,734	129,734												
C	Ner Precious Metals Total			11	2	01/18/19	04/30/19	Mar-19	290,038	352,360	158,730	93,493	(65,237)	129,734	600	0	129,734	129,734												
C	Great Lakes Rec	N	Great Lakes Rec	6	2	03/18/19	04/30/19	Sep-19	147,437	181,934	78,744	53,533	(25,212)	45,342	23,350	1,200	0	60,909	60,909											
C	Great Lakes Rec Total			6	2	03/18/19	04/30/19	Sep-19	147,437	181,934	78,744	53,533	(25,212)	45,342	23,350	1,200	0	60,909	60,909											
C	Guardian Angel Ambulance Services	N	Guardian Angel Ambulance Services	4	2	01/06/16	05/05/17	May-18	254,416	363,153	220,328	339,562	119,234	29,416	5,825	0	0	0	0											
C	Guardian Angel Ambulance Services Total			4	2	01/06/16	05/05/17	May-18	254,416	363,153	220,328	339,562	119,234	29,416	5,825	0	0	0	0											
C	Akron Medina Veterinary	N	Akron Medina Veterinary	8	5	05/02/13	11/18/16	Dec-16	567,998	790,425	389,831	604,727	214,896	205,780	20,082	0	0	0	0											
C	Akron Medina Veterinary Total			8	5	05/02/13	11/18/16	Dec-16	567,998	790,425	389,831	604,727	214,896	205,780	20,082	0	0	0	0											
C	DMD Enterprises	N	DMD Enterprises	28	3	05/04/18	02/13/19	Jan-20	146,000	194,700	111,563	121,278	9,715	300	0	40,350	40,350													
C	DMD Enterprises Total			28	3	05/04/18	02/13/19	Jan-20	146,000	194,700	111,563	121,278	9,715	300	0	40,350	40,350													
C	Volunteer Pharmacy	N	Volunteer Pharmacy	38	16	11/05/13	05/13/16	Feb-20	4,260,738	5,645,583	2,975,945	4,311,044	1,335,099	1,063,099	2,100	0	273,540	273,540												
C	Volunteer Pharmacy Total			38	16	11/05/13	05/13/16	Feb-20	4,260,738	5,645,583	2,975,945	4,311,044	1,335,099	1,063,099	2,100	0	273,540	273,540												
C	Spill Plan Reports	N	Spill Plan Reports	29	3	08/14/17	07/12/18	Jan-20	146,767	202,752	92,566	103,171	10,605	53,367	7,700	0	53,915	53,915												
C	Spill Plan Reports Total			29	3	08/14/17	07/12/18	Jan-20	146,767	202,752	92,566	103,171	10,605	53,367	7,700	0	53,915	53,915												
C	Prashant and Deborah	N	Prashant and Deborah	12	4	01/26/17	10/16/17	Aug-18	349,500	480,850	266,405	295,537	29,132	79,783	300	0	105,830	105,830												
C	Prashant and Deborah Total			12	4	01/26/17	10/16/17	Aug-18	349,500	480,850	266,405	295,537	29,132	79,783	300	0	105,830	105,830												
C	MTG Business Services	N	MTG Business Services	17	1	06/28/19	10/18/19	Jan-20	53,327	71,991	53,327	70,421	17,094	3,645	2,075	0	0	0												
C	MTG Business Services Total			17	1	06/28/19	10/18/19	Jan-20	53,327	71,991	53,327	70,421	17,094	3,645	2,075	0	0	0												
C	Catalyst Construction	N	Catalyst Construction	32	1	01/29/18	11/14/18	Feb-19	351,092	485,460	248,898	264,138	15,240	9,077	91,092	4,900	0	126,054	126,054											
C	Catalyst Construction Total			32	1	01/29/18	11/14/18	Feb-19	351,092	485,460	248,898	264,138	15,240	9,077	91,092	4,900	0	126,054	126,054											
C	Blue Sky Awnings (Abbot)	N	Blue Sky Awnings (Abbot)	17	1	12/15/17	05/08/18	Feb-19	239,764	346,027	144,005	225,611	81,606	94,764	17,952	0	43,604	43,604												
C	Blue Sky Awnings (Abbot) Total			17	1	12/15/17	05/08/18	Feb-19	239,764	346,027	144,005	225,611	81,606	94,764	17,952	0	43,604	43,604												

Securities and Exchange Commission, Plaintiff,
v.
Complete Business Solutions Group, Inc. d/b/a Par Funding et. al., Defendants.
CASE NO. 9:20-cv-81205
UNITED STATES DISTRICT COURT
SOUTHERN DISTRICT OF FLORIDA

Category C - Detail of CBSG MCA Suites Activity for the period from 2012 through July 27, 2020

Source: MCA Suites										Total Advances and Repayments per MCA Suites		Cash Advances and Repayments per MCA Suites			Transactional Data per MCA Suites				A/R Balance (Note 10)		
Category (Note 1)	Merchant Grouping (Note 11)	Funded After 01/01/20	Merchant Name (Note 8)	Total # of Deals (Note 2)	Deals with Reioad (Note 3)	First Funding Date (Note 12)	Last Funding Date (Note 12)	Month of Last Payment (Note 13)	Advance Amount (Note 4)	Payback (Note 5)	Net Cash Advanced (Note 6)	Total Cash Repayments (Note 7)	E = D-C	Total Reload (Note 9)	Total Write-off (Note 8)	Total Fee (Note 8)	Total Collections 06/2020-07/27/2020 (Note 7)	Active A/R	Default A/R	Total A/R	
																					A
C	Blue Sky Awnings (Abbot) Total			17	1	12/15/17	05/08/18	Feb-19	239,764	346,027	144,005	225,611	81,606	94,764		17,952		0	43,604	43,604	
C	Allsolar Service Company	N	Allsolar Service Company	8	8	05/10/13	10/28/13	Apr-20	403,494	564,272	360,808	411,443	50,635	38,257		30,123		0	144,695	144,695	
C	Allsolar Service Company	N Total		8	8	05/10/13	10/28/13	Apr-20	403,494	564,272	360,808	411,443	50,635	38,257		30,123		0	144,695	144,695	
C	Allsolar Service Company Total			8	8	05/10/13	10/28/13	Apr-20	403,494	564,272	360,808	411,443	50,635	38,257		30,123		0	144,695	144,695	
C	Carion Trucking And Excavating	N	Carion Trucking And Excavating	26	1	03/05/18	05/02/19	Dec-19	145,184	196,707	120,610	172,754	52,143	12,184	11,770			0		0	
C	Carion Trucking And Excavating	N Total		26	1	03/05/18	05/02/19	Dec-19	145,184	196,707	120,610	172,754	52,143	12,184	11,770			0		0	
C	Carion Trucking And Excavating Total			26	1	03/05/18	05/02/19	Dec-19	145,184	196,707	120,610	172,754	52,143	12,184	11,770			0		0	
C	Julie Caricato	N	Funtime LLC	14	-	06/26/19	09/18/19	May-20	282,793	377,371	281,258	329,460	48,202		53,460	5,550		0		0	
C	Julie Caricato	N	Universal Entertainment Group	14	1	07/03/19	09/18/19	May-20	119,623	164,504	116,373	116,373	-	3,100	45,331	300		(0)	-	-	
C	Julie Caricato	N Total		28	1	06/26/19	09/18/19	May-20	402,416	541,874	397,631	445,833	48,202	3,100	98,791	5,850		0	-	0	
C	Julie Caricato Total			28	1	06/26/19	09/18/19	May-20	402,416	541,874	397,631	445,833	48,202	3,100	98,791	5,850		0	-	0	
C	Advanced Skin And Vein Care	N	Advanced Skin And Vein Care	35	2	01/29/18	05/06/19	Jun-19	391,810	517,042	355,501	388,968	33,467	30,494	97,580			0		0	
C	Advanced Skin And Vein Care	N Total		35	2	01/29/18	05/06/19	Jun-19	391,810	517,042	355,501	388,968	33,467	30,494	97,580			0		0	
C	Advanced Skin And Vein Care	Y	Advanced Skin And Vein Care	1	-	03/17/20	03/17/20	Jul-20	20,000	28,000	20,000	28,000	8,000				9,334	-	-		
C	Advanced Skin And Vein Care	Y Total		1	-	03/17/20	03/17/20	Jul-20	20,000	28,000	20,000	28,000	8,000				9,334	-	-		
C	Advanced Skin And Vein Care Total			36	2	01/29/18	03/17/20	Jul-20	411,810	545,042	375,501	416,968	41,467	30,494	97,580		9,334	0		0	
C	Bulk Express Logistics	N	Bulk Express Logistics	7	2	07/25/17	07/26/19	Aug-19	1,032,200	1,493,935	911,223	1,392,205	480,982	111,491		9,761		0		0	
C	Bulk Express Logistics	N Total		7	2	07/25/17	07/26/19	Aug-19	1,032,200	1,493,935	911,223	1,392,205	480,982	111,491		9,761		0		0	
C	Bulk Express Logistics Total			7	2	07/25/17	07/26/19	Aug-19	1,032,200	1,493,935	911,223	1,392,205	480,982	111,491		9,761		0		0	
C	5 Star Automotive	N	5 Star Automotive	52	4	12/07/16	10/30/19	Nov-19	384,634	525,579	261,273	308,548	47,276	31,662	89,326	975		0	97,017	97,017	
C	5 Star Automotive	N Total		52	4	12/07/16	10/30/19	Nov-19	384,634	525,579	261,273	308,548	47,276	31,662	89,326	975		0	97,017	97,017	
C	5 Star Automotive Total			52	4	12/07/16	10/30/19	Nov-19	384,634	525,579	261,273	308,548	47,276	31,662	89,326	975		0	97,017	97,017	
C	Steeplejacks of America	N	Steeplejacks of America	6	3	03/04/13	01/22/19	Jul-20	226,812	303,280	163,242	236,459	73,217	59,979		4,225	2,000	0	11,068	11,068	
C	Steeplejacks of America	N Total		6	3	03/04/13	01/22/19	Jul-20	226,812	303,280	163,242	236,459	73,217	59,979		4,225	2,000	0	11,068	11,068	
C	Steeplejacks of America Total			6	3	03/04/13	01/22/19	Jul-20	226,812	303,280	163,242	236,459	73,217	59,979		4,225	2,000	0	11,068	11,068	
C	Tim Bailey and Associates	N	Tim Bailey and Associates	21	1	10/12/18	12/03/19	Jun-20	460,805	609,363	408,610	566,878	158,268	48,160	5,675	7,289		0		0	
C	Tim Bailey and Associates	N Total		21	1	10/12/18	12/03/19	Jun-20	460,805	609,363	408,610	566,878	158,268	48,160	5,675	7,289		0		0	
C	Tim Bailey and Associates Total			21	1	10/12/18	12/03/19	Jun-20	460,805	609,363	408,610	566,878	158,268	48,160	5,675	7,289		0		0	
C	Willis Rebar	N	Willis Rebar	13	10	07/21/17	09/13/19	Apr-20	546,073	700,195	286,084	373,927	87,843	257,193	1,500			0	70,576	70,576	
C	Willis Rebar	N Total		13	10	07/21/17	09/13/19	Apr-20	546,073	700,195	286,084	373,927	87,843	257,193	1,500			0	70,576	70,576	
C	Willis Rebar Total			13	10	07/21/17	09/13/19	Apr-20	546,073	700,195	286,084	373,927	87,843	257,193	1,500			0	70,576	70,576	
C	The Gordon Law Office	N	The Gordon Law Office	24	2	03/01/19	07/19/19	Oct-19	114,695	154,323	100,123	141,121	40,998	13,202				0		0	
C	The Gordon Law Office	N Total		24	2	03/01/19	07/19/19	Oct-19	114,695	154,323	100,123	141,121	40,998	13,202				0		0	
C	The Gordon Law Office Total			24	2	03/01/19	07/19/19	Oct-19	114,695	154,323	100,123	141,121	40,998	13,202				0		0	
C	Romero Custom Landscape	N	Romero Custom Landscape	5	1	03/18/19	04/30/19	Apr-19	168,452	208,012	98,155	69,229	(28,926)	69,554	325			0	69,554	69,554	
C	Romero Custom Landscape	N Total		5	1	03/18/19	04/30/19	Apr-19	168,452	208,012	98,155	69,229	(28,926)	69,554	325			0	69,554	69,554	
C	Romero Custom Landscape Total			5	1	03/18/19	04/30/19	Apr-19	168,452	208,012	98,155	69,229	(28,926)	69,554	325			0	69,554	69,554	
C	Smeed CPA	N	Smeed CPA	2	1	09/14/18	09/14/18	Dec-18	56,869	76,316	56,834	76,616	19,782	11,875	12,175			0		0	
C	Smeed CPA	N Total		2	1	09/14/18	09/14/18	Dec-18	56,869	76,316	56,834	76,616	19,782	11,875	12,175			0		0	
C	Smeed CPA Total			2	1	09/14/18	09/14/18	Dec-18	56,869	76,316	56,834	76,616	19,782	11,875	12,175			0		0	
C	PMC Plumbing And Heating	N	PMC Plumbing And Heating	30	2	02/22/18	12/11/18	Nov-19	151,273	206,817	105,103	135,359	30,256	41,000	1,650			0	32,108	32,108	
C	PMC Plumbing And Heating	N Total		30	2	02/22/18	12/11/18	Nov-19	151,273	206,817	105,103	135,359	30,256	41,000	1,650			0	32,108	32,108	
C	PMC Plumbing And Heating Total			30	2	02/22/18	12/11/18	Nov-19	151,273	206,817	105,103	135,359	30,256	41,000	1,650			0	32,108	32,108	
C	Rhodes Auto and Truck Repair	N	Rhodes Auto and Truck Repair	8	5	09/24/15	07/18/17	Dec-18	330,468	447,996	175,433	298,478	123,045	152,968	3,450			0		0	
C	Rhodes Auto and Truck Repair	N Total		8	5	09/24/15	07/18/17	Dec-18	330,468	447,996	175,433	298,478	123,045	152,968	3,450			0		0	

Securities and Exchange Commission, Plaintiff,
v.
Complete Business Solutions Group, Inc. d/b/a Par Funding et. al., Defendants.
CASE NO. 9:20-cv-81205
UNITED STATES DISTRICT COURT
SOUTHERN DISTRICT OF FLORIDA

Category C - Detail of CBSG MCA Suites Activity for the period from 2012 through July 27, 2020

Source: MCA Suites										Total Advances and Repayments per MCA Suites		Cash Advances and Repayments per MCA Suites			Transactional Data per MCA Suites				A/R Balance (Note 10)		
Category (Note 1)	Merchant Grouping (Note 11)	Funded After 01/01/20	Merchant Name (Note 8)	Total # of Deals (Note 2)	Deals with Reload (Note 3)	First Funding Date (Note 12)	Last Funding Date (Note 12)	Month of Last Payment (Note 13)	Advance Amount (Note 4)	Payback (Note 5)	C	D	E = D-C	F	G	H	I	J	K	L = J+K	
																					Net Cash Advanced (Note 6)
C	Rhodes Auto and Truck Repair			8	5	09/24/15	07/18/17	Dec-18	330,468	447,996	175,433	298,478	123,045	152,968		3,450		0		0	
C	Rau Automotive	N	Rau Automotive	14	3	08/14/13	10/29/14	Aug-15	626,328	841,373	613,229	908,133	294,904	-		66,760		0		0	
C	Rau Automotive	N Total		14	3	08/14/13	10/29/14	Aug-15	626,328	841,373	613,229	908,133	294,904	-		66,760		0		0	
C	Rau Automotive			14	3	08/14/13	10/29/14	Aug-15	626,328	841,373	613,229	908,133	294,904	-		66,760		0		0	
C	Premier Military Parts	N	Premier Military Parts	30	1	05/16/19	11/07/19	Feb-20	442,000	572,550	387,037	520,302	133,265	13,883	38,440	75		0		0	
C	Premier Military Parts	N Total		30	1	05/16/19	11/07/19	Feb-20	442,000	572,550	387,037	520,302	133,265	13,883	38,440	75		0		0	
C	Premier Military Parts			30	1	05/16/19	11/07/19	Feb-20	442,000	572,550	387,037	520,302	133,265	13,883	38,440	75		0		0	
C	Rimfx	N	Rimfx	15	3	12/30/16	03/23/17	Jun-20	202,932	303,897	200,592	179,921	(20,570)	-		900	4,000	0	124,876	124,876	
C	Rimfx	N Total		15	3	12/30/16	03/23/17	Jun-20	202,932	303,897	200,592	179,921	(20,570)	-		900	4,000	0	124,876	124,876	
C	Rimfx			15	3	12/30/16	03/23/17	Jun-20	202,932	303,897	200,592	179,921	(20,570)	-		900	4,000	0	124,876	124,876	
C	Loysville Structure (Ladies Journal)	N	Loysville Structure (Ladies Journal)	12	6	10/13/15	08/08/18	Dec-18	915,190	1,264,634	704,317	818,136	113,819	199,128	17,100		0	264,470	264,470		
C	Loysville Structure (Ladies Journal)	N Total		12	6	10/13/15	08/08/18	Dec-18	915,190	1,264,634	704,317	818,136	113,819	199,128	17,100		0	264,470	264,470		
C	Loysville Structure (Ladies Journal)			12	6	10/13/15	08/08/18	Dec-18	915,190	1,264,634	704,317	818,136	113,819	199,128	17,100		0	264,470	264,470		
C	Northwest Behavioral Guides	N	Northwest Behavioral Guides	5	4	02/02/18	10/04/18	Dec-19	94,269	129,527	49,543	84,537	34,994	44,051	2,514	1,575		0		0	
C	Northwest Behavioral Guides	N Total		5	4	02/02/18	10/04/18	Dec-19	94,269	129,527	49,543	84,537	34,994	44,051	2,514	1,575		0		0	
C	Northwest Behavioral Guides			5	4	02/02/18	10/04/18	Dec-19	94,269	129,527	49,543	84,537	34,994	44,051	2,514	1,575		0		0	
C	Na Pali Coast Hanalei	N	Na Pali Coast Hanalei	4	1	02/12/16	12/12/16	Sep-17	295,000	406,589	272,954	407,106	134,152	18,161	18,678		0		0		
C	Na Pali Coast Hanalei	N Total		4	1	02/12/16	12/12/16	Sep-17	295,000	406,589	272,954	407,106	134,152	18,161	18,678		0		0		
C	Na Pali Coast Hanalei			4	1	02/12/16	12/12/16	Sep-17	295,000	406,589	272,954	407,106	134,152	18,161	18,678		0		0		
C	Candelores Barking Beauties	N	Candelores Barking Beauties	15	1	08/30/17	12/07/17	Apr-18	101,982	147,474	60,455	107,493	47,038	39,982			0		0		
C	Candelores Barking Beauties	N Total		15	1	08/30/17	12/07/17	Apr-18	101,982	147,474	60,455	107,493	47,038	39,982			0		0		
C	Candelores Barking Beauties			15	1	08/30/17	12/07/17	Apr-18	101,982	147,474	60,455	107,493	47,038	39,982			0		0		
C	Cheetah Interstate	N	Cheetah Interstate	7	4	07/11/14	10/02/15	Mar-18	256,776	343,019	128,398	174,473	46,075	123,144	27,112		0	72,514	72,514		
C	Cheetah Interstate	N Total		7	4	07/11/14	10/02/15	Mar-18	256,776	343,019	128,398	174,473	46,075	123,144	27,112		0	72,514	72,514		
C	Cheetah Interstate			7	4	07/11/14	10/02/15	Mar-18	256,776	343,019	128,398	174,473	46,075	123,144	27,112		0	72,514	72,514		
C	Evergreen Wellness Psychotherapy	N	Evergreen Wellness Psychotherapy	27	1	11/23/18	05/10/19	May-19	74,186	100,560	70,301	100,608	30,307	2,950	2,998		0		0		
C	Evergreen Wellness Psychotherapy	N Total		27	1	11/23/18	05/10/19	May-19	74,186	100,560	70,301	100,608	30,307	2,950	2,998		0		0		
C	Evergreen Wellness Psychotherapy			27	1	11/23/18	05/10/19	May-19	74,186	100,560	70,301	100,608	30,307	2,950	2,998		0		0		
C	Bush Law Group	N	Bush Law Group	7	5	09/05/14	04/04/16	Nov-18	705,392	920,131	408,201	487,015	78,814	294,855	23,485		0	161,747	161,747		
C	Bush Law Group	N Total		7	5	09/05/14	04/04/16	Nov-18	705,392	920,131	408,201	487,015	78,814	294,855	23,485		0	161,747	161,747		
C	Bush Law Group			7	5	09/05/14	04/04/16	Nov-18	705,392	920,131	408,201	487,015	78,814	294,855	23,485		0	161,747	161,747		
C	Azoblu Group	N	Azoblu Group	2	1	06/17/13	09/20/13	May-18	178,923	248,262	120,702	216,064	95,362	48,286		16,088		0	0		
C	Azoblu Group	N Total		2	1	06/17/13	09/20/13	May-18	178,923	248,262	120,702	216,064	95,362	48,286		16,088		0	0		
C	Azoblu Group			2	1	06/17/13	09/20/13	May-18	178,923	248,262	120,702	216,064	95,362	48,286		16,088		0	0		
C	Curb Appea	N	Curb Appea	3	2	05/16/17	11/09/17	Aug-18	123,244	154,300	62,733	96,206	33,473	58,244	150		0		0		
C	Curb Appeal	N Total		3	2	05/16/17	11/09/17	Aug-18	123,244	154,300	62,733	96,206	33,473	58,244	150		0		0		
C	Curb Appeal			3	2	05/16/17	11/09/17	Aug-18	123,244	154,300	62,733	96,206	33,473	58,244	150		0		0		
C	Central Texas Gun Works	N	Central Texas Gun Works	12	1	08/04/17	10/18/17	May-18	170,789	256,378	103,074	192,708	89,634	64,545	875		0		0		
C	Central Texas Gun Works	N Total		12	1	08/04/17	10/18/17	May-18	170,789	256,378	103,074	192,708	89,634	64,545	875		0		0		
C	Central Texas Gun Works			12	1	08/04/17	10/18/17	May-18	170,789	256,378	103,074	192,708	89,634	64,545	875		0		0		
C	Renes Restaurant	N	Renes Restaurant	26	1	11/13/18	04/23/19	May-19	102,745	141,553	99,942	139,586	39,644	1,967		0	0		0		
C	Renes Restaurant	N Total		26	1	11/13/18	04/23/19	May-19	102,745	141,553	99,942	139,586	39,644	1,967		0	0		0		
C	Renes Restaurant			26	1	11/13/18	04/23/19	May-19	102,745	141,553	99,942	139,586	39,644	1,967		0	0		0		
C	POP 82 Inc	N	POP 82 Inc	22	1	03/18/19	08/28/19	Jan-20	128,294	170,147	100,619	148,557	47,938	27,090	5,500		0		0		
C	POP 82 Inc	N Total		22	1	03/18/19	08/28/19	Jan-20	128,294	170,147	100,619	148,557	47,938	27,090	5,500		0		0		
C	POP 82 Inc			22	1	03/18/19	08/28/19	Jan-20	128,294	170,147	100,619	148,557	47,938	27,090	5,500		0		0		
C	Jays Ultimate Fruit	N	Jays Ultimate Fruit	2	1	04/26/17	10/05/17	Dec-18	235,000	313,150	213,290	262,377	49,087	19,692	37,646		0		0		
C	Jays Ultimate Fruit	N Total		2	1	04/26/17	10/05/17	Dec-18	235,000	313,150	213,290	262,377	49,087	19,692	37,646		0		0		
C	Jays Ultimate Fruit			2	1	04/26/17	10/05/17	Dec-18	235,000	313,150	213,290	262,377	49,087	19,692	37,646		0		0		

Securities and Exchange Commission, Plaintiff,
v.
Complete Business Solutions Group, Inc. d/b/a Par Funding et. al., Defendants.
CASE NO. 9:20-cv-81205
UNITED STATES DISTRICT COURT
SOUTHERN DISTRICT OF FLORIDA

Category C - Detail of CBSG MCA Suites Activity for the period from 2012 through July 27, 2020

Source: MCA Suites										Total Advances and Repayments per MCA Suites		Cash Advances and Repayments per MCA Suites			Transactional Data per MCA Suites				A/R Balance (Note 10)		
Category (Note 1)	Merchant Grouping (Note 11)	Funded After 01/01/20	Merchant Name (Note 8)	Total # of Deals (Note 2)	Deals with Re-load (Note 3)	First Funding Date (Note 12)	Last Funding Date (Note 12)	Month of Last Payment (Note 13)	Advance Amount (Note 4)	Payback (Note 5)	Net Cash Advanced (Note 6)	Total Cash Repayments (Note 7)	E = D-C	Total Reload (Note 9)	Total Write-off (Note 8)	Total Fee (Note 8)	Total Collections 06/2020-07/27/2020 (Note 7)	Active A/R	Default A/R	Total A/R	
																					A
C	Sherms Auto Repair (SAS)	N	Sherms Auto Repair (SAS)	28	4	02/16/18	09/26/18	Dec-19	319,478	458,574	195,820	229,183	33,363	121,563		500		0	108,328	108,328	
C	Sherms Auto Repair (SAS)	N Total		28	4	02/16/18	09/26/18	Dec-19	319,478	458,574	195,820	229,183	33,363	121,563		500		0	108,328	108,328	
C	Sherms Auto Repair (SAS) Total			28	4	02/16/18	09/26/18	Dec-19	319,478	458,574	195,820	229,183	33,363	121,563		500		0	108,328	108,328	
C	Supernai	N	Supernai	12	9	01/26/17	01/16/19	Jan-20	201,610	267,862	119,619	154,944	35,325	80,341		900		0	33,477	33,477	
C	Supernai	N Total		12	9	01/26/17	01/16/19	Jan-20	201,610	267,862	119,619	154,944	35,325	80,341		900		0	33,477	33,477	
C	Supernai Total			12	9	01/26/17	01/16/19	Jan-20	201,610	267,862	119,619	154,944	35,325	80,341		900		0	33,477	33,477	
C	Regal Wine and Spirits	N	Regal Wine and Spirits	20	1	06/12/19	10/09/19	Nov-19	70,550	93,422	68,565	91,872	23,307	1,550				0		0	
C	Regal Wine and Spirits	N Total		20	1	06/12/19	10/09/19	Nov-19	70,550	93,422	68,565	91,872	23,307	1,550				0		0	
C	Regal Wine and Spirits Total			20	1	06/12/19	10/09/19	Nov-19	70,550	93,422	68,565	91,872	23,307	1,550				0		0	
C	Tampa Tent and Rental	N	Tampa Tent and Rental	4	1	12/24/15	06/28/16	Aug-16	184,000	268,495	170,597	248,013	77,416	9,000	11,707	225		0		0	
C	Tampa Tent and Rental	N Total		4	1	12/24/15	06/28/16	Aug-16	184,000	268,495	170,597	248,013	77,416	9,000	11,707	225		0		0	
C	Tampa Tent and Rental Total			4	1	12/24/15	06/28/16	Aug-16	184,000	268,495	170,597	248,013	77,416	9,000	11,707	225		0		0	
C	TBC Lath and Plaster	N	TBC Lath and Plaster	29	1	04/10/19	10/22/19	Jan-20	398,706	535,588	346,443	402,764	56,321	85,106		0		(0)		(0)	
C	TBC Lath and Plaster	N Total		29	1	04/10/19	10/22/19	Jan-20	398,706	535,588	346,443	402,764	56,321	85,106		0		(0)		(0)	
C	TBC Lath and Plaster	Y	TBC Lath and Plaster	19	-	01/09/20	04/03/20	Jul-20	233,106	309,893	147,965	309,893	161,928			67,284		0		0	
C	TBC Lath and Plaster	Y Total		19	-	01/09/20	04/03/20	Jul-20	233,106	309,893	147,965	309,893	161,928			67,284		0		0	
C	TBC Lath and Plaster Total			48	1	04/10/19	04/03/20	Jul-20	631,812	845,482	494,408	712,657	218,250	85,106	47,718	0	67,284	0		0	
C	Philip Johnson Family Insurance Agency	N	Philip Johnson Family Insurance Agency	17	1	06/27/19	10/03/19	Dec-19	59,043	77,268	56,338	76,298	19,959	2,170		1,200		0		0	
C	Philip Johnson Family Insurance Agency	N Total		17	1	06/27/19	10/03/19	Dec-19	59,043	77,268	56,338	76,298	19,959	2,170		1,200		0		0	
C	Philip Johnson Family Insurance Agency Total			17	1	06/27/19	10/03/19	Dec-19	59,043	77,268	56,338	76,298	19,959	2,170		1,200		0		0	
C	JML Energy Resources	N	JML Energy Resources	25	3	04/03/19	11/04/19	Apr-20	346,454	469,299	291,960	366,217	74,257	33,134	70,624	675		0		0	
C	JML Energy Resources	N Total		25	3	04/03/19	11/04/19	Apr-20	346,454	469,299	291,960	366,217	74,257	33,134	70,624	675		0		0	
C	JML Energy Resources Total			25	3	04/03/19	11/04/19	Apr-20	346,454	469,299	291,960	366,217	74,257	33,134	70,624	675		0		0	
C	Ric Group	N	Ric Group	4	2	12/26/13	04/11/16	Nov-19	82,632	115,884	51,525	83,197	31,672	29,632	10,320	7,265		0		0	
C	Ric Group	N Total		4	2	12/26/13	04/11/16	Nov-19	82,632	115,884	51,525	83,197	31,672	29,632	10,320	7,265		0		0	
C	Ric Group Total			4	2	12/26/13	04/11/16	Nov-19	82,632	115,884	51,525	83,197	31,672	29,632	10,320	7,265		0		0	
C	Dunn Right Interiors	N	Dunn Right Interiors	3	1	10/02/14	05/01/15	Oct-17	172,367	242,063	152,408	238,482	86,074	16,578		12,996		0	(0)	0	
C	Dunn Right Interiors	N Total		3	1	10/02/14	05/01/15	Oct-17	172,367	242,063	152,408	238,482	86,074	16,578		12,996		0	(0)	0	
C	Dunn Right Interiors Total			3	1	10/02/14	05/01/15	Oct-17	172,367	242,063	152,408	238,482	86,074	16,578		12,996		0	(0)	0	
C	Talk of the Town	N	Talk of the Town	16	2	11/26/18	02/25/19	Jun-19	131,960	158,726	72,878	53,692	(19,186)	57,847	-	825		0	48,011	48,011	
C	Talk of the Town	N Total		16	2	11/26/18	02/25/19	Jun-19	131,960	158,726	72,878	53,692	(19,186)	57,847	-	825		0	48,011	48,011	
C	Talk of the Town Total			16	2	11/26/18	02/25/19	Jun-19	131,960	158,726	72,878	53,692	(19,186)	57,847	-	825		0	48,011	48,011	
C	Sovereign Yards & Landscaping LLC	N	Sovereign Yards & Landscaping LLC	5	4	08/20/12	02/13/13	Jul-15	78,493	106,879	33,781	70,560	36,779	43,964	190	7,833		0		0	
C	Sovereign Yards & Landscaping LLC	N Total		5	4	08/20/12	02/13/13	Jul-15	78,493	106,879	33,781	70,560	36,779	43,964	190	7,833		0		0	
C	Sovereign Yards & Landscaping LLC Total			5	4	08/20/12	02/13/13	Jul-15	78,493	106,879	33,781	70,560	36,779	43,964	190	7,833		0		0	
C	Best Case Management	N	Best Case Management	14	10	09/18/12	07/24/14	Jan-16	427,773	610,260	217,135	311,459	94,324	225,244		49,492		0	123,049	123,049	
C	Best Case Management	N Total		14	10	09/18/12	07/24/14	Jan-16	427,773	610,260	217,135	311,459	94,324	225,244		49,492		0	123,049	123,049	
C	Best Case Management Total			14	10	09/18/12	07/24/14	Jan-16	427,773	610,260	217,135	311,459	94,324	225,244		49,492		0	123,049	123,049	
C	Craftstaff of South Florida	N	Craftstaff of South Florida	26	3	04/22/19	09/19/19	Sep-19	225,632	309,816	169,359	133,112	(36,246)	55,035		200		0	121,869	121,869	
C	Craftstaff of South Florida	N Total		26	3	04/22/19	09/19/19	Sep-19	225,632	309,816	169,359	133,112	(36,246)	55,035		200		0	121,869	121,869	
C	Craftstaff of South Florida Total			26	3	04/22/19	09/19/19	Sep-19	225,632	309,816	169,359	133,112	(36,246)	55,035		200		0	121,869	121,869	
C	Golden Flower Vietnamese Restaurant	N	Golden Flower Vietnamese Restaurant	25	2	10/01/18	05/17/19	Jun-19	129,000	174,520	100,086	149,256	49,170	3,471	21,943	150		0		0	

Securities and Exchange Commission, Plaintiff,
v.
Complete Business Solutions Group, Inc. d/b/a Par Funding et. al., Defendants.
CASE NO. 9:20-cv-81205
UNITED STATES DISTRICT COURT
SOUTHERN DISTRICT OF FLORIDA

Category C - Detail of CBSG MCA Suites Activity for the period from 2012 through July 27, 2020

Source: MCA Suites										Total Advances and Repayments per MCA Suites		Cash Advances and Repayments per MCA Suites			Transactional Data per MCA Suites				A/R Balance (Note 10)		
Category (Note 1)	Merchant Grouping (Note 11)	Funded After 01/01/20	Merchant Name (Note 8)	Total # of Deals (Note 2)	Deals with Reload (Note 3)	First Funding Date (Note 12)	Last Funding Date (Note 12)	Month of Last Payment (Note 13)	Advance Amount (Note 4)	Payback (Note 5)	Net Cash Advanced (Note 6)	Total Cash Repayments (Note 7)	E = D-C	Total Reload (Note 9)	Total Write-off (Note 8)	Total Fee (Note 8)	Total Collections 06/2020-07/27/2020 (Note 7)	Active A/R	Default A/R	L = J+k	
																					A
C	Golden Flower Vietnamese Restaurant	N Total		25	2	10/01/18	05/17/19	Jun-19	129,000	174,520	100,086	149,256	49,170	3,471	21,943	150		0		0	
C	Golden Flower Vietnamese Restaurant Total			25	2	10/01/18	05/17/19	Jun-19	129,000	174,520	100,086	149,256	49,170	3,471	21,943	150		0		0	
C	ADP Recovery	N	ADP Recovery	13	11	07/12/13	07/17/15	May-16	338,342	456,839	98,990	244,737	145,747	217,538		5,436		0		0	
C	ADP Recovery	N Total		13	11	07/12/13	07/17/15	May-16	338,342	456,839	98,990	244,737	145,747	217,538		5,436		0		0	
C	ADP Recovery Total			13	11	07/12/13	07/17/15	May-16	338,342	456,839	98,990	244,737	145,747	217,538		5,436		0		0	
C	Surface Well Control	N	Surface Well Control	5	3	05/02/14	11/17/14	Feb-15	296,829	415,561	228,660	354,531	125,871	61,830		800		0		0	
C	Surface Well Control	N Total		5	3	05/02/14	11/17/14	Feb-15	296,829	415,561	228,660	354,531	125,871	61,830		800		0		0	
C	Surface Well Control Total			5	3	05/02/14	11/17/14	Feb-15	296,829	415,561	228,660	354,531	125,871	61,830		800		0		0	
C	Welcome Ambulance	N	Welcome Ambulance	19	1	05/03/19	08/23/19	Oct-19	129,419	176,687	125,969	174,457	48,488	2,380		150		0		0	
C	Welcome Ambulance	N Total		19	1	05/03/19	08/23/19	Oct-19	129,419	176,687	125,969	174,457	48,488	2,380		150		0		0	
C	Welcome Ambulance Total			19	1	05/03/19	08/23/19	Oct-19	129,419	176,687	125,969	174,457	48,488	2,380		150		0		0	
C	Vincent Paterno Property Management	N	Vincent Paterno Property Management	20	3	01/17/18	07/18/18	Dec-19	98,546	139,518	72,580	109,499	36,919	23,835		375		0	6,558	6,558	
C	Vincent Paterno Property Management	N Total		20	3	01/17/18	07/18/18	Dec-19	98,546	139,518	72,580	109,499	36,919	23,835		375		0	6,558	6,558	
C	Vincent Paterno Property Management Total			20	3	01/17/18	07/18/18	Dec-19	98,546	139,518	72,580	109,499	36,919	23,835		375		0	6,558	6,558	
C	Remedy Plumbing	N	Remedy Plumbing	16	1	01/09/18	04/20/18	Sep-18	56,907	83,336	36,455	66,155	29,700	18,907		1,725		0		0	
C	Remedy Plumbing	N Total		16	1	01/09/18	04/20/18	Sep-18	56,907	83,336	36,455	66,155	29,700	18,907		1,725		0		0	
C	Remedy Plumbing Total			16	1	01/09/18	04/20/18	Sep-18	56,907	83,336	36,455	66,155	29,700	18,907		1,725		0		0	
C	Nola Developers	N	Nola Developers	10	1	09/26/19	11/29/19	Feb-20	193,123	259,516	183,237	253,029	69,792	6,487		0		0		0	
C	Nola Developers	N Total		10	1	09/26/19	11/29/19	Feb-20	193,123	259,516	183,237	253,029	69,792	6,487		0		0		0	
C	Nola Developers Total			10	1	09/26/19	11/29/19	Feb-20	193,123	259,516	183,237	253,029	69,792	6,487		0		0		0	
C	Mental Edge Neuropsychology	N	Mental Edge Neuropsychology	28	1	08/31/18	03/29/19	Apr-19	192,732	257,826	153,619	219,148	65,529	39,078		400		0		0	
C	Mental Edge Neuropsychology	N Total		28	1	08/31/18	03/29/19	Apr-19	192,732	257,826	153,619	219,148	65,529	39,078		400		0		0	
C	Mental Edge Neuropsychology Total			28	1	08/31/18	03/29/19	Apr-19	192,732	257,826	153,619	219,148	65,529	39,078		400		0		0	
C	Myungs Liquor	N	Myungs Liquor	3	2	09/13/16	03/21/17	Feb-18	108,112	145,421	57,000	76,118	19,118	51,112	22,166	3,975		0		0	
C	Myungs Liquor	N Total		3	2	09/13/16	03/21/17	Feb-18	108,112	145,421	57,000	76,118	19,118	51,112	22,166	3,975		0		0	
C	Myungs Liquor Total			3	2	09/13/16	03/21/17	Feb-18	108,112	145,421	57,000	76,118	19,118	51,112	22,166	3,975		0		0	
C	JRND LLC	N	JRND LLC	4	1	01/17/19	04/30/19	Feb-19	120,764	149,223	65,811	43,367	(22,444)	53,003		150		0	53,003	53,003	
C	JRND LLC	N Total		4	1	01/17/19	04/30/19	Feb-19	120,764	149,223	65,811	43,367	(22,444)	53,003		150		0	53,003	53,003	
C	JRND LLC Total			4	1	01/17/19	04/30/19	Feb-19	120,764	149,223	65,811	43,367	(22,444)	53,003		150		0	53,003	53,003	
C	JJ Perimans	N	JJ Perimans	7	3	10/27/14	04/07/17	Oct-19	272,200	376,740	203,365	315,260	111,895	62,957		14,873		0	13,395	13,395	
C	JJ Perimans	N Total		7	3	10/27/14	04/07/17	Oct-19	272,200	376,740	203,365	315,260	111,895	62,957		14,873		0	13,395	13,395	
C	JJ Perimans Total			7	3	10/27/14	04/07/17	Oct-19	272,200	376,740	203,365	315,260	111,895	62,957		14,873		0	13,395	13,395	
C	Chemical Specialties	N	Chemical Specialties	3	1	03/18/14	05/14/14	Sep-14	58,936	75,910	49,964	73,675	23,711	4,902		2,666		0		0	
C	Chemical Specialties	N Total		3	1	03/18/14	05/14/14	Sep-14	58,936	75,910	49,964	73,675	23,711	4,902		2,666		0		0	
C	Chemical Specialties Total			3	1	03/18/14	05/14/14	Sep-14	58,936	75,910	49,964	73,675	23,711	4,902		2,666		0		0	
C	Capital City Steel	N	Capital City Steel	4	2	03/04/13	07/23/13	Oct-13	176,075	243,981	141,167	164,325	23,158	31,757		7,136		0	55,035	55,035	
C	Capital City Steel	N Total		4	2	03/04/13	07/23/13	Oct-13	176,075	243,981	141,167	164,325	23,158	31,757		7,136		0	55,035	55,035	
C	Capital City Steel Total			4	2	03/04/13	07/23/13	Oct-13	176,075	243,981	141,167	164,325	23,158	31,757		7,136		0	55,035	55,035	
C	B and D Plumbing (Desiree M Hunt)	N	B and D Plumbing (Desiree M Hunt)	10	1	10/26/18	01/31/19	Dec-18	31,026	37,796	16,925	11,999	(4,926)	14,101		2,405		0	14,101	14,101	
C	B and D Plumbing (Desiree M Hunt)	N Total		10	1	10/26/18	01/31/19	Dec-18	31,026	37,796	16,925	11,999	(4,926)	14,101		2,405		0	14,101	14,101	
C	B and D Plumbing (Desiree M Hunt) Total			10	1	10/26/18	01/31/19	Dec-18	31,026	37,796	16,925	11,999	(4,926)	14,101		2,405		0	14,101	14,101	
C	Tapias Tuff Roofs	N	Tapias Tuff Roofs	21	1	06/07/19	10/11/19	Dec-19	45,549	59,471	42,179	56,471	14,292	3,100	200	300		0		0	
C	Tapias Tuff Roofs	N Total		21	1	06/07/19	10/11/19	Dec-19	45,549	59,471	42,179	56,471	14,292	3,100	200	300		0		0	
C	Tapias Tuff Roofs Total			21	1	06/07/19	10/11/19	Dec-19	45,549	59,471	42,179	56,471	14,292	3,100	200	300		0		0	
C	Clean Sweep Hydroblasting	N	Clean Sweep Hydroblasting	35	8	11/07/12	11/01/19	Jan-20	1,363,007	1,753,070	1,231,321	1,597,247	365,926	144,182	24,617	12,976		0		0	
C	Clean Sweep Hydroblasting	N Total		35	8	11/07/12	11/01/19	Jan-20	1,363,007	1,753,070	1,231,321	1,597,247	365,926	144,182	24,617	12,976		0		0	

Securities and Exchange Commission, Plaintiff,
 v.
 Complete Business Solutions Group, Inc. d/b/a Par Funding et. al., Defendants.
 CASE NO. 9:20-cv-81205
 UNITED STATES DISTRICT COURT
 SOUTHERN DISTRICT OF FLORIDA

Category C - Detail of CBSG MCA Suites Activity for the period from 2012 through July 27, 2020

Source: MCA Suites

Category (Note 1)	Merchant Grouping (Note 11)	Funded After 01/01/20	Merchant Name (Note 8)	Total # of Deals (Note 2)	Deals with Reioad (Note 3)	First Funding Date (Note 12)	Last Funding Date (Note 12)	Month of Last Payment (Note 13)	Total Advances and Repayments per MCA Suites		Cash Advances and Repayments per MCA Suites			Transactional Data per MCA Suites				A/R Balance (Note 10)		
									Advance Amount (Note 4)	Payback (Note 5)	C	D	E = D-C	F	G	H	I	J	K	L = J+K
C	Clean Sweep Hydroblasting			35	8	11/07/12	11/01/19	Jan-20	1,363,007	1,753,070	1,231,321	1,597,247	365,926	144,182	24,617	12,976		0		0
C	Vulcan Marine Worx	N	Vulcan Marine Worx	23	2	01/04/19	08/06/19	May-20	166,919	227,742	111,718	182,065	70,347	9,450	36,927	700		0		0
C	Vulcan Marine Worx	N Total		23	2	01/04/19	08/06/19	May-20	166,919	227,742	111,718	182,065	70,347	9,450	36,927	700		0		0
C	Vulcan Marine Worx	N Total		23	2	01/04/19	08/06/19	May-20	166,919	227,742	111,718	182,065	70,347	9,450	36,927	700		0		0
C	Jamm Hauling	N	Jamm Hauling	32	5	03/30/18	06/26/19	Oct-19	221,689	295,069	134,590	209,516	74,926	57,344	28,209			0		0
C	Jamm Hauling	N Total		32	5	03/30/18	06/26/19	Oct-19	221,689	295,069	134,590	209,516	74,926	57,344	28,209			0		0
C	Jamm Hauling	N Total		32	5	03/30/18	06/26/19	Oct-19	221,689	295,069	134,590	209,516	74,926	57,344	28,209			0		0
C	Igwe Firm	N	Igwe Firm	18	1	03/20/19	07/12/19	Oct-19	78,500	105,500	75,330	102,400	27,070	3,100				0		0
C	Igwe Firm	N Total		18	1	03/20/19	07/12/19	Oct-19	78,500	105,500	75,330	102,400	27,070	3,100				0		0
C	Igwe Firm	Y	Igwe Firm	1	-	02/14/20	02/14/20	Jun-20	30,000	41,700	28,800	41,700	12,900			7,414		-		-
C	Igwe Firm	Y Total		1	-	02/14/20	02/14/20	Jun-20	30,000	41,700	28,800	41,700	12,900			7,414		-		-
C	Igwe Firm	N Total		19	1	03/20/19	07/12/19	Oct-19	108,500	147,200	104,130	144,100	39,970	3,100			7,414		0	0
C	Vapenjays	N	Vapenjays	12	1	03/25/19	06/05/19	Jun-20	46,470	61,858	42,302	57,520	15,218	4,133	580	375	1,300		0	0
C	Vapenjays	N Total		12	1	03/25/19	06/05/19	Jun-20	46,470	61,858	42,302	57,520	15,218	4,133	580	375	1,300		0	0
C	Vapenjays	N Total		12	1	03/25/19	06/05/19	Jun-20	46,470	61,858	42,302	57,520	15,218	4,133	580	375	1,300		0	0
C	Tim The Toolman	N	Tim The Toolman	4	1	03/12/15	02/25/16	Jun-16	32,679	49,058	28,645	46,776	18,131	3,129	847			0		0
C	Tim The Toolman	N Total		4	1	03/12/15	02/25/16	Jun-16	32,679	49,058	28,645	46,776	18,131	3,129	847			0		0
C	Tim The Toolman	N Total		4	1	03/12/15	02/25/16	Jun-16	32,679	49,058	28,645	46,776	18,131	3,129	847			0		0
C	Wild Sun Behavioral Services	N	Wild Sun Behavioral Services	5	5	07/10/19	12/09/19	Jan-20	44,000	57,920	34,637	26,939	(7,698)	30,981				(0)		(0)
C	Wild Sun Behavioral Services	N Total		5	5	07/10/19	12/09/19	Jan-20	44,000	57,920	34,637	26,939	(7,698)	30,981				(0)		(0)
C	Wild Sun Behavioral Services	Y	Wild Sun Behavioral Services	2	-	01/15/20	02/11/20	Apr-20	42,000	53,550	19,862	49,503	29,642	4,047				0		0
C	Wild Sun Behavioral Services	Y Total		2	-	01/15/20	02/11/20	Apr-20	42,000	53,550	19,862	49,503	29,642	4,047				0		0
C	Wild Sun Behavioral Services	Y Total		2	-	01/15/20	02/11/20	Apr-20	42,000	53,550	19,862	49,503	29,642	4,047				0		0
C	Wild Sun Behavioral Services	Y Total		7	5	07/10/19	02/11/20	Apr-20	86,000	111,470	54,499	76,442	21,943	30,981	4,047			0		0
C	Always Fresh Baked Goods	N	Always Fresh Baked Goods	28	2	03/20/19	08/22/19	Mar-20	157,383	208,214	101,653	152,639	50,987	5,357	50,218			0		0
C	Always Fresh Baked Goods	N Total		28	2	03/20/19	08/22/19	Mar-20	157,383	208,214	101,653	152,639	50,987	5,357	50,218			0		0
C	Always Fresh Baked Goods	N Total		28	2	03/20/19	08/22/19	Mar-20	157,383	208,214	101,653	152,639	50,987	5,357	50,218			0		0
C	Arcomed Equipment	N	Arcomed Equipment	18	2	12/22/17	07/06/18	Oct-18	83,000	122,510	62,434	104,039	41,605	18,471				0		0
C	Arcomed Equipment	N Total		18	2	12/22/17	07/06/18	Oct-18	83,000	122,510	62,434	104,039	41,605	18,471				0		0
C	Arcomed Equipment	N Total		18	2	12/22/17	07/06/18	Oct-18	83,000	122,510	62,434	104,039	41,605	18,471				0		0
C	B Auto Repair	N	B Auto Repair	11	10	04/09/15	07/19/19	Mar-20	284,019	391,733	155,046	270,341	115,295	121,391				0		0
C	B Auto Repair	N Total		11	10	04/09/15	07/19/19	Mar-20	284,019	391,733	155,046	270,341	115,295	121,391				0		0
C	B Auto Repair	N Total		11	10	04/09/15	07/19/19	Mar-20	284,019	391,733	155,046	270,341	115,295	121,391				0		0
C	German Auto Pros	N	German Auto Pros	12	1	10/09/18	06/10/19	Oct-19	61,973	87,562	58,238	86,467	28,229	2,295	1,200			0		0
C	German Auto Pros	N Total		12	1	10/09/18	06/10/19	Oct-19	61,973	87,562	58,238	86,467	28,229	2,295	1,200			0		0
C	German Auto Pros	N Total		12	1	10/09/18	06/10/19	Oct-19	61,973	87,562	58,238	86,467	28,229	2,295	1,200			0		0
C	Transglobal Incorporated	N	Transglobal Incorporated	25	1	10/18/18	05/03/19	May-19	91,243	124,190	90,155	123,732	33,577	983	525			0		0
C	Transglobal Incorporated	N Total		25	1	10/18/18	05/03/19	May-19	91,243	124,190	90,155	123,732	33,577	983	525			0		0
C	Transglobal Incorporated	N Total		25	1	10/18/18	05/03/19	May-19	91,243	124,190	90,155	123,732	33,577	983	525			0		0
C	Sangs Thai Isaan Restaurant	N	Sangs Thai Isaan Restaurant	15	1	09/07/18	11/28/18	Mar-19	51,967	70,190	49,930	68,524	18,594	1,967	300			0		0
C	Sangs Thai Isaan Restaurant	N Total		15	1	09/07/18	11/28/18	Mar-19	51,967	70,190	49,930	68,524	18,594	1,967	300			0		0
C	Sangs Thai Isaan Restaurant	N Total		15	1	09/07/18	11/28/18	Mar-19	51,967	70,190	49,930	68,524	18,594	1,967	300			0		0
C	MOORE SECURITY	N	MOORE SECURITY	3	2	09/12/18	02/21/19	May-19	90,000	116,600	82,652	110,755	28,103	5,845				0		0
C	MOORE SECURITY	N Total		3	2	09/12/18	02/21/19	May-19	90,000	116,600	82,652	110,755	28,103	5,845				0		0
C	MOORE SECURITY	N Total		3	2	09/12/18	02/21/19	May-19	90,000	116,600	82,652	110,755	28,103	5,845				0		0
C	Learning Rx (Brain Train)	N	Learning Rx (Brain Train)	32	4	04/04/19	12/05/19	Apr-20	137,329	179,194	104,001	146,606	42,605	32,588				0		0
C	Learning Rx (Brain Train)	N Total		32	4	04/04/19	12/05/19	Apr-20	137,329	179,194	104,001	146,606	42,605	32,588				0		0
C	Learning Rx (Brain Train)	Y	Learning Rx (Brain Train)	1	-	01/02/20	01/02/20	Apr-20	15,000	18,600	14,965	18,600	3,635					-		-
C	Learning Rx (Brain Train)	Y Total		1	-	01/02/20	01/02/20	Apr-20	15,000	18,600	14,965	18,600	3,635					-		-

Securities and Exchange Commission, Plaintiff,
 v.
 Complete Business Solutions Group, Inc. d/b/a Par Funding et. al., Defendants.
 CASE NO. 9:20-cv-81205
 UNITED STATES DISTRICT COURT
 SOUTHERN DISTRICT OF FLORIDA

Category C - Detail of CBSG MCA Suites Activity for the period from 2012 through July 27, 2020

Source: MCA Suites

Category (Note 1)	Merchant Grouping (Note 11)	Funded After 01/01/20	Merchant Name (Note 8)	Total # of Deals (Note 2)	Deals with Reioad (Note 3)	First Funding Date (Note 12)	Last Funding Date (Note 12)	Month of Last Payment (Note 13)	Total Advances and Repayments per MCA Suites		Cash Advances and Repayments per MCA Suites			Transactional Data per MCA Suites				A/R Balance (Note 10)			
									Advance Amount (Note 4)	Payback (Note 5)	Net Cash Advanced (Note 6)	Total Cash Repayments (Note 7)	E = D-C	F	G	H	I	J	K	L = J+K	
																					Total Reload (Note 9)
C	Learning Rx (Brain Train) Total			33	4	04/04/19	01/02/20	Apr-20	152,329	197,794	118,966	165,206	46,240	32,588					0		0
C	Courier Systems	N	Courier Systems	20	2	01/26/18	06/13/18	Sep-18	216,676	309,074	157,899	239,578	81,679	54,750	15,096	350			0		0
C	Courier Systems	N Total		20	2	01/26/18	06/13/18	Sep-18	216,676	309,074	157,899	239,578	81,679	54,750	15,096	350			0		0
C	Courier Systems Total			20	2	01/26/18	06/13/18	Sep-18	216,676	309,074	157,899	239,578	81,679	54,750	15,096	350			0		0
C	Aquarium Kingdom	N	Aquarium Kingdom	15	11	05/19/15	01/20/17	Dec-17	347,801	486,922	303,937	357,714	53,777	37,801		7,318			0	98,724	98,724
C	Aquarium Kingdom	N Total		15	11	05/19/15	01/20/17	Dec-17	347,801	486,922	303,937	357,714	53,777	37,801		7,318			0	98,724	98,724
C	Aquarium Kingdom Total			15	11	05/19/15	01/20/17	Dec-17	347,801	486,922	303,937	357,714	53,777	37,801		7,318			0	98,724	98,724
C	Associated Educational Services	N	Associated Educational Services	22	16	09/04/15	12/24/18	Oct-19	1,324,413	1,859,241	714,574	1,276,754	562,180	513,706	81,441	12,660			0		0
C	Associated Educational Services	N Total		22	16	09/04/15	12/24/18	Oct-19	1,324,413	1,859,241	714,574	1,276,754	562,180	513,706	81,441	12,660			0		0
C	Associated Educational Services Total			22	16	09/04/15	12/24/18	Oct-19	1,324,413	1,859,241	714,574	1,276,754	562,180	513,706	81,441	12,660			0		0
C	Empower Me Academy LLC	N	Empower Me Academy LLC	26	2	09/20/18	03/19/19	Sep-19	95,006	130,858	75,945	112,883	36,937	3,218	15,807	1,050			0		0
C	Empower Me Academy LLC	N Total		26	2	09/20/18	03/19/19	Sep-19	95,006	130,858	75,945	112,883	36,937	3,218	15,807	1,050			0		0
C	Empower Me Academy LLC Total			26	2	09/20/18	03/19/19	Sep-19	95,006	130,858	75,945	112,883	36,937	3,218	15,807	1,050			0		0
C	McCalls Plumbing	N	McCalls Plumbing	20	1	01/12/17	03/13/18	Mar-19	108,139	158,454	67,955	120,715	52,760	38,639		900			0		0
C	McCalls Plumbing	N Total		20	1	01/12/17	03/13/18	Mar-19	108,139	158,454	67,955	120,715	52,760	38,639		900			0		0
C	McCalls Plumbing Total			20	1	01/12/17	03/13/18	Mar-19	108,139	158,454	67,955	120,715	52,760	38,639		900			0		0
C	James Bowman PLLC	N	James Bowman PLLC	4	2	07/18/13	10/14/14	May-15	113,765	156,389	81,952	131,593	49,641	30,180		5,384			0		0
C	James Bowman PLLC	N Total		4	2	07/18/13	10/14/14	May-15	113,765	156,389	81,952	131,593	49,641	30,180		5,384			0		0
C	James Bowman PLLC Total			4	2	07/18/13	10/14/14	May-15	113,765	156,389	81,952	131,593	49,641	30,180		5,384			0		0
C	TCC Cleaning Service	N	TCC Cleaning Service	8	2	06/07/19	07/19/19	Dec-19	34,152	43,555	33,267	43,955	10,688	-		400			0		0
C	TCC Cleaning Service	N Total		8	2	06/07/19	07/19/19	Dec-19	34,152	43,555	33,267	43,955	10,688	-		400			0		0
C	TCC Cleaning Service Total			8	2	06/07/19	07/19/19	Dec-19	34,152	43,555	33,267	43,955	10,688	-		400			0		0
C	Everclear LLC	N	Everclear LLC	3	1	09/30/19	11/22/19	Jan-20	108,220	142,404	82,701	106,190	23,489	23,220	12,994				0		0
C	Everclear LLC	N Total		3	1	09/30/19	11/22/19	Jan-20	108,220	142,404	82,701	106,190	23,489	23,220	12,994				0		0
C	Everclear LLC Total			3	1	09/30/19	11/22/19	Jan-20	108,220	142,404	82,701	106,190	23,489	23,220	12,994				0		0
C	Chokchai 4	N	Chokchai 4	15	1	05/30/19	08/29/19	Jan-20	57,685	75,412	39,795	32,426	(7,368)	17,255		1,495			0	27,225	27,225
C	Chokchai 4	N Total		15	1	05/30/19	08/29/19	Jan-20	57,685	75,412	39,795	32,426	(7,368)	17,255		1,495			0	27,225	27,225
C	Chokchai 4 Total			15	1	05/30/19	08/29/19	Jan-20	57,685	75,412	39,795	32,426	(7,368)	17,255		1,495			0	27,225	27,225
C	Brant Mozo DDS	N	Brant Mozo DDS	29	1	05/26/17	11/21/18	Dec-18	125,781	176,531	121,235	115,465	(5,769)	3,517	1,250				0	58,799	58,799
C	Brant Mozo DDS	N Total		29	1	05/26/17	11/21/18	Dec-18	125,781	176,531	121,235	115,465	(5,769)	3,517	1,250				0	58,799	58,799
C	Brant Mozo DDS Total			29	1	05/26/17	11/21/18	Dec-18	125,781	176,531	121,235	115,465	(5,769)	3,517	1,250				0	58,799	58,799
C	GPS of Texas	N	GPS of Texas	13	4	12/11/18	12/23/19	Jun-20	401,116	544,316	307,041	422,958	115,918	121,432		75	14,605		0		0
C	GPS of Texas	N Total		13	4	12/11/18	12/23/19	Jun-20	401,116	544,316	307,041	422,958	115,918	121,432		75	14,605		0		0
C	GPS of Texas Total			13	4	12/11/18	12/23/19	Jun-20	401,116	544,316	307,041	422,958	115,918	121,432		75	14,605		0		0
C	GPS of Texas	Y	GPS of Texas	1	-	01/24/20	01/24/20	Jul-20	60,000	77,400	60,000	77,400	17,400			23,572			-		-
C	GPS of Texas	Y Total		1	-	01/24/20	01/24/20	Jul-20	60,000	77,400	60,000	77,400	17,400			23,572			-		-
C	GPS of Texas Total			14	4	12/11/18	01/24/20	Jul-20	461,116	621,716	367,041	500,358	133,318	121,432		75	38,176		0		0
C	West Alabama Carpet Distributors	N	West Alabama Carpet Distributors	4	1	11/28/18	08/22/19	Feb-20	170,000	236,300	122,439	191,474	69,035	24,678	20,448	300			0		0
C	West Alabama Carpet Distributors	N Total		4	1	11/28/18	08/22/19	Feb-20	170,000	236,300	122,439	191,474	69,035	24,678	20,448	300			0		0
C	West Alabama Carpet Distributors Total			4	1	11/28/18	08/22/19	Feb-20	170,000	236,300	122,439	191,474	69,035	24,678	20,448	300			0		0
C	Videon	N	Videon	4	1	11/16/17	07/24/18	Mar-19	82,564	109,583	51,966	80,019	28,053	7,000	22,563				0		0
C	Videon	N Total		4	1	11/16/17	07/24/18	Mar-19	82,564	109,583	51,966	80,019	28,053	7,000	22,563				0		0
C	Videon Total			4	1	11/16/17	07/24/18	Mar-19	82,564	109,583	51,966	80,019	28,053	7,000	22,563				0		0
C	Stewarts All American Corp.	N	Stewarts All American Corp.	5	2	02/06/19	04/05/19	Nov-19	58,848	71,576	34,035	52,223	18,188	23,028		3,675			0		0
C	Stewarts All American Corp.	N Total		5	2	02/06/19	04/05/19	Nov-19	58,848	71,576	34,035	52,223	18,188	23,028		3,675			0		0
C	Stewarts All American Corp Total			5	2	02/06/19	04/05/19	Nov-19	58,848	71,576	34,035	52,223	18,188	23,028		3,675			0		0
C	Stefko Paradise	N	Stefko Paradise	5	2	01/08/19	04/30/19	Jun-19	96,330	117,576	51,117	29,184	(21,933)	44,713		975			0	44,655	44,655
C	Stefko Paradise	N Total		5	2	01/08/19	04/30/19	Jun-19	96,330	117,576	51,117	29,184	(21,933)	44,713		975			0	44,655	44,655
C	Stefko Paradise Total			5	2	01/08/19	04/30/19	Jun-19	96,330	117,576	51,117	29,184	(21,933)	44,713		975			0	44,655	44,655
C	Stay At Home Health Care	N	Stay At Home Health Care	28	1	02/13/19	08/28/19	Sep-19	88,243	119,841	77,241	109,582	32,341	10,333		75			0		0
C	Stay At Home Health Care	N Total		28	1	02/13/19	08/28/19	Sep-19	88,243	119,841	77,241	109,582	32,341	10,333		75			0		0

Securities and Exchange Commission, Plaintiff,
v.
Complete Business Solutions Group, Inc. d/b/a Par Funding et. al., Defendants.
CASE NO. 9:20-cv-81205
UNITED STATES DISTRICT COURT
SOUTHERN DISTRICT OF FLORIDA

Category C - Detail of CBSG MCA Suites Activity for the period from 2012 through July 27, 2020

Source: MCA Suites										Total Advances and Repayments per MCA Suites		Cash Advances and Repayments per MCA Suites			Transactional Data per MCA Suites				A/R Balance (Note 10)		
Category (Note 1)	Merchant Grouping (Note 11)	Funded After 01/01/20	Merchant Name (Note 8)	Total # of Deals (Note 2)	Deals with Reload (Note 3)	First Funding Date (Note 12)	Last Funding Date (Note 12)	Month of Last Payment (Note 13)	Advance Amount (Note 4)	Payback (Note 5)	Net Cash Advanced (Note 6)	Total Cash Repayments (Note 7)	E = D-C	Total Reload (Note 9)	Total Write-off (Note 8)	Total Fee (Note 8)	Total Collections 06/2020-07/27/2020 (Note 7)	Active A/R	Default A/R	L = J+k	
																					A
C	Stay At Home Health Care Total			28	1	02/13/19	08/28/19	Sep-19	88,243	119,841	77,241	109,582	32,341	10,333		75		0		0	
C	Surefire Recovery	N	Surefire Recovery	2	1	06/18/13	08/15/13	Aug-16	19,109	26,740	12,202	11,894	(308)	6,109	8,987	250		0		0	
C	Surefire Recovery	N Total		2	1	06/18/13	08/15/13	Aug-16	19,109	26,740	12,202	11,894	(308)	6,109	8,987	250		0		0	
C	Surefire Recovery Total			2	1	06/18/13	08/15/13	Aug-16	19,109	26,740	12,202	11,894	(308)	6,109	8,987	250		0		0	
C	South Jersey Marble	N	South Jersey Marble	9	1	03/15/18	05/09/18	Nov-18	38,314	55,609	26,450	29,973	3,523	11,614		4,023		0	18,046	18,046	
C	South Jersey Marble	N Total		9	1	03/15/18	05/09/18	Nov-18	38,314	55,609	26,450	29,973	3,523	11,614		4,023		0	18,046	18,046	
C	South Jersey Marble Total			9	1	03/15/18	05/09/18	Nov-18	38,314	55,609	26,450	29,973	3,523	11,614		4,023		0	18,046	18,046	
C	Smart Alecks Learning	N	Smart Alecks Learning	3	1	06/25/13	08/31/18	Jun-20	50,892	70,899	42,136	63,098	20,962	7,756	5,195	5,150	16,000	0		0	
C	Smart Alecks Learning	N Total		3	1	06/25/13	08/31/18	Jun-20	50,892	70,899	42,136	63,098	20,962	7,756	5,195	5,150	16,000	0		0	
C	Smart Alecks Learning Total			3	1	06/25/13	08/31/18	Jun-20	50,892	70,899	42,136	63,098	20,962	7,756	5,195	5,150	16,000	0		0	
C	Pine Straw Plus	N	Pine Straw Plus	9	6	07/19/18	08/01/19	Apr-20	132,630	170,361	89,858	102,533	12,675	32,402	8,610	2,175		0	28,991	28,991	
C	Pine Straw Plus	N Total		9	6	07/19/18	08/01/19	Apr-20	132,630	170,361	89,858	102,533	12,675	32,402	8,610	2,175		0	28,991	28,991	
C	Pine Straw Plus Total			9	6	07/19/18	08/01/19	Apr-20	132,630	170,361	89,858	102,533	12,675	32,402	8,610	2,175		0	28,991	28,991	
C	North Side Construction	N	North Side Construction	13	1	03/01/19	07/25/19	Sep-19	49,027	68,638	36,400	56,611	20,211	12,027				0		0	
C	North Side Construction	N Total		13	1	03/01/19	07/25/19	Sep-19	49,027	68,638	36,400	56,611	20,211	12,027				0		0	
C	North Side Construction Total			13	1	03/01/19	07/25/19	Sep-19	49,027	68,638	36,400	56,611	20,211	12,027				0		0	
C	Next Security	N	Next Security	9	6	11/20/17	12/16/19	May-20	2,483,250	3,156,248	1,828,396	2,463,530	635,134	692,717				0		0	
C	Next Security	N Total		9	6	11/20/17	12/16/19	May-20	2,483,250	3,156,248	1,828,396	2,463,530	635,134	692,717				0		0	
C	Next Security	Y	Next Security	2	-	01/08/20	02/27/20	May-20	473,000	564,380	427,000	556,119	129,119		8,336	75		0		0	
C	Next Security	Y Total		2	-	01/08/20	02/27/20	May-20	473,000	564,380	427,000	556,119	129,119		8,336	75		0		0	
C	Next Security Total			11	6	11/20/17	02/27/20	May-20	2,956,250	3,720,628	2,255,396	3,019,650	764,253	692,717	8,336	75		0		0	
C	Lamson Airtubes	N	Lamson Airtubes	31	4	09/28/18	04/30/19	Mar-20	294,259	367,469	193,096	187,640	(5,456)	101,128		1,575		0	80,277	80,277	
C	Lamson Airtubes	N Total		31	4	09/28/18	04/30/19	Mar-20	294,259	367,469	193,096	187,640	(5,456)	101,128		1,575		0	80,277	80,277	
C	Lamson Airtubes Total			31	4	09/28/18	04/30/19	Mar-20	294,259	367,469	193,096	187,640	(5,456)	101,128		1,575		0	80,277	80,277	
C	On Track Cafe	N	On Track Cafe	9	6	07/03/17	01/02/19	Apr-19	155,175	209,802	96,653	122,388	25,735	57,489	3,745			0	33,671	33,671	
C	On Track Cafe	N Total		9	6	07/03/17	01/02/19	Apr-19	155,175	209,802	96,653	122,388	25,735	57,489	3,745			0	33,671	33,671	
C	On Track Cafe Total			9	6	07/03/17	01/02/19	Apr-19	155,175	209,802	96,653	122,388	25,735	57,489	3,745			0	33,671	33,671	
C	MC Communication	N	MC Communication	8	7	04/13/17	03/02/18	Sep-18	3,093,408	3,800,735	915,992	558,695	(357,297)	2,166,408		28,882		0	1,104,513	1,104,513	
C	MC Communication	N Total		8	7	04/13/17	03/02/18	Sep-18	3,093,408	3,800,735	915,992	558,695	(357,297)	2,166,408		28,882		0	1,104,513	1,104,513	
C	MC Communication Total			8	7	04/13/17	03/02/18	Sep-18	3,093,408	3,800,735	915,992	558,695	(357,297)	2,166,408		28,882		0	1,104,513	1,104,513	
C	Natural Tendencies	N	Natural Tendencies	12	-	07/25/19	10/10/19	Jan-20	61,111	82,499	61,111	83,574	22,464		1,075		0		0		
C	Natural Tendencies	N Total		12	-	07/25/19	10/10/19	Jan-20	61,111	82,499	61,111	83,574	22,464		1,075		0		0		
C	Natural Tendencies Total			12	-	07/25/19	10/10/19	Jan-20	61,111	82,499	61,111	83,574	22,464		1,075		0		0		
C	JT Auto Repair	N	JT Auto Repair	15	1	02/14/18	06/29/18	Dec-18	36,800	55,950	26,339	48,009	21,670	8,916	975		0		0		
C	JT Auto Repair	N Total		15	1	02/14/18	06/29/18	Dec-18	36,800	55,950	26,339	48,009	21,670	8,916	975		0		0		
C	JT Auto Repair Total			15	1	02/14/18	06/29/18	Dec-18	36,800	55,950	26,339	48,009	21,670	8,916	975		0		0		
C	Integrated Lighting Company (Ic)	N	Integrated Lighting Company (Ic)	7	2	08/01/13	04/25/14	Apr-15	151,520	208,518	113,352	173,134	59,782	30,793	9,340		0	13,931	13,931		
C	Integrated Lighting Company (Ic)	N Total		7	2	08/01/13	04/25/14	Apr-15	151,520	208,518	113,352	173,134	59,782	30,793	9,340		0	13,931	13,931		
C	Integrated Lighting Company (Ic) Total			7	2	08/01/13	04/25/14	Apr-15	151,520	208,518	113,352	173,134	59,782	30,793	9,340		0	13,931	13,931		
C	Hybrid Mechanical	N	Hybrid Mechanical	4	1	12/14/18	01/31/19	Nov-19	29,799	36,237	15,594	9,780	(5,813)	13,706	450		0	13,201	13,201		
C	Hybrid Mechanical	N Total		4	1	12/14/18	01/31/19	Nov-19	29,799	36,237	15,594	9,780	(5,813)	13,706	450		0	13,201	13,201		
C	Hybrid Mechanical Total			4	1	12/14/18	01/31/19	Nov-19	29,799	36,237	15,594	9,780	(5,813)	13,706	450		0	13,201	13,201		
C	Great Lakes Awards	N	Great Lakes Awards	2	1	08/04/16	01/13/17	Nov-17	60,745	84,435	47,783	73,691	25,908	10,745			0		0		
C	Great Lakes Awards	N Total		2	1	08/04/16	01/13/17	Nov-17	60,745	84,435	47,783	73,691	25,908	10,745			0		0		
C	Great Lakes Awards Total			2	1	08/04/16	01/13/17	Nov-17	60,745	84,435	47,783	73,691	25,908	10,745			0		0		
C	Fat Moose LLC	Y	Fat Moose LLC	15	3	01/14/20	03/17/20	Jun-20	113,130	148,906	98,834	127,494	28,660	11,656	4,646	(5,110)	61,600	0		0	
C	Fat Moose LLC	Y Total		15	3	01/14/20	03/17/20	Jun-20	113,130	148,906	98,834	127,494	28,660	11,656	4,646	(5,110)	61,600	0		0	
C	Fat Moose LLC Total			15	3	01/14/20	03/17/20	Jun-20	113,130	148,906	98,834	127,494	28,660	11,656	4,646	(5,110)	61,600	0		0	
C	Carolina Consulting	N	Carolina Consulting	3	1	07/18/16	03/08/17	Feb-20	49,583	68,187	43,052	63,825	20,773	4,583	2,604	2,825		0		0	
C	Carolina Consulting	N Total		3	1	07/18/16	03/08/17	Feb-20	49,583	68,187	43,052	63,825	20,773	4,583	2,604	2,825		0		0	
C	Carolina Consulting Total			3	1	07/18/16	03/08/17	Feb-20	49,583	68,187	43,052	63,825	20,773	4,583	2,604	2,825		0		0	

Securities and Exchange Commission, Plaintiff,
v.
Complete Business Solutions Group, Inc. d/b/a Par Funding et. al., Defendants.
CASE NO. 9:20-cv-81205
UNITED STATES DISTRICT COURT
SOUTHERN DISTRICT OF FLORIDA

Category C - Detail of CBSG MCA Suites Activity for the period from 2012 through July 27, 2020

Source: MCA Suites										Total Advances and Repayments per MCA Suites		Cash Advances and Repayments per MCA Suites			Transactional Data per MCA Suites				A/R Balance (Note 10)		
Category (Note 1)	Merchant Grouping (Note 11)	Funded After 01/01/20	Merchant Name (Note 8)	Total # of Deals (Note 2)	Deals with Reioad (Note 3)	First Funding Date (Note 12)	Last Funding Date (Note 12)	Month of Last Payment (Note 13)	Advance Amount (Note 4)	Payback (Note 5)	Net Cash Advanced (Note 6)	Total Cash Repayments (Note 7)	E = D-C	Total Reload (Note 9)	Total Write-off (Note 8)	Total Fee (Note 8)	Total Collections 06/2020-07/27/2020 (Note 7)	Active A/R	Default A/R	Total A/R	
																					A
C	Dance Academy	N	Dance Academy	3	2	08/15/13	02/18/14	Nov-14	32,748	48,587	19,328	18,441	(887)	28,149		16,268	0	18,266	18,266		
C	Dance Academy	N Total		3	2	08/15/13	02/18/14	Nov-14	32,748	48,587	19,328	18,441	(887)	28,149		16,268	0	18,266	18,266		
C	Dance Academy	N Total		3	2	08/15/13	02/18/14	Nov-14	32,748	48,587	19,328	18,441	(887)	28,149		16,268	0	18,266	18,266		
C	Allan H Bell	N	Allan H Bell	37	4	09/02/16	08/01/18	Aug-19	773,634	1,091,507	481,208	638,629	157,421	85,938	200,092	3,525	0	170,372	170,372		
C	Allan H Bell	N Total		37	4	09/02/16	08/01/18	Aug-19	773,634	1,091,507	481,208	638,629	157,421	85,938	200,092	3,525	0	170,372	170,372		
C	Business Calcium	N	Business Calcium	3	1	05/28/13	12/20/16	Nov-18	54,839	73,377	44,403	76,744	32,341	7,704		11,070	0	0	0		
C	Business Calcium	N Total		3	1	05/28/13	12/20/16	Nov-18	54,839	73,377	44,403	76,744	32,341	7,704		11,070	0	0	0		
C	Business Calcium	N Total		3	1	05/28/13	12/20/16	Nov-18	54,839	73,377	44,403	76,744	32,341	7,704		11,070	0	0	0		
C	Automart LLC	N	Automart LLC	15	12	04/11/13	10/26/15	Oct-18	607,773	828,256	315,466	472,329	156,863	221,648	2	26,245	0	160,522	160,522		
C	Automart LLC	N Total		15	12	04/11/13	10/26/15	Oct-18	607,773	828,256	315,466	472,329	156,863	221,648	2	26,245	0	160,522	160,522		
C	Automart LLC	N Total		15	12	04/11/13	10/26/15	Oct-18	607,773	828,256	315,466	472,329	156,863	221,648	2	26,245	0	160,522	160,522		
C	AKA Contracting	N	AKA Contracting	23	8	08/17/18	11/13/19	Feb-20	115,469	153,998	74,989	115,078	40,089	40,195		1,275	0	0	0		
C	AKA Contracting	N Total		23	8	08/17/18	11/13/19	Feb-20	115,469	153,998	74,989	115,078	40,089	40,195		1,275	0	0	0		
C	AKA Contracting	Y	AKA Contracting	1	-	02/25/20	02/25/20	Jun-20	12,000	16,200	12,000	17,175	5,175		975	12,669	-	-	-		
C	AKA Contracting	Y Total		1	-	02/25/20	02/25/20	Jun-20	12,000	16,200	12,000	17,175	5,175		975	12,669	-	-	-		
C	AKA Contracting	N Total		24	8	08/17/18	11/13/19	Jun-20	127,469	170,198	86,989	132,253	45,264	40,195		2,250	12,669	0	0		
C	Hollywood Tour Group	N	Hollywood Tour Group	23	1	08/29/18	01/18/19	Aug-19	36,000	49,440	33,999	49,684	15,685	1,931		2,175	0	0	0		
C	Hollywood Tour Group	N Total		23	1	08/29/18	01/18/19	Aug-19	36,000	49,440	33,999	49,684	15,685	1,931		2,175	0	0	0		
C	Hollywood Tour Group	N Total		23	1	08/29/18	01/18/19	Aug-19	36,000	49,440	33,999	49,684	15,685	1,931		2,175	0	0	0		
C	Mister Bucks	N	Mister Bucks	2	1	03/01/13	06/14/13	Mar-14	35,000	48,300	32,282	31,069	(1,213)	1,755		2,160	0	17,636	17,636		
C	Mister Bucks	N Total		2	1	03/01/13	06/14/13	Mar-14	35,000	48,300	32,282	31,069	(1,213)	1,755		2,160	0	17,636	17,636		
C	Mister Bucks	N Total		2	1	03/01/13	06/14/13	Mar-14	35,000	48,300	32,282	31,069	(1,213)	1,755		2,160	0	17,636	17,636		
C	GRLA Inc	N	GRLA Inc	26	2	03/06/19	08/23/19	Sep-19	244,000	322,550	226,551	185,722	(40,830)	16,439		1,875	0	122,265	122,265		
C	GRLA Inc	N Total		26	2	03/06/19	08/23/19	Sep-19	244,000	322,550	226,551	185,722	(40,830)	16,439		1,875	0	122,265	122,265		
C	GRLA Inc	N Total		26	2	03/06/19	08/23/19	Sep-19	244,000	322,550	226,551	185,722	(40,830)	16,439		1,875	0	122,265	122,265		
C	Marcop Sales	N	Marcop Sales	25	4	03/01/19	11/05/19	Mar-20	210,098	266,417	140,101	212,378	72,277	41,890	12,374	225	0	0	0		
C	Marcop Sales	N Total		25	4	03/01/19	11/05/19	Mar-20	210,098	266,417	140,101	212,378	72,277	41,890	12,374	225	0	0	0		
C	Marcop Sales	N Total		25	4	03/01/19	11/05/19	Mar-20	210,098	266,417	140,101	212,378	72,277	41,890	12,374	225	0	0	0		
C	Ots Up N Smoke BBQ	N	Ots Up N Smoke BBQ	8	7	09/07/17	12/28/18	Dec-19	352,400	485,675	161,412	297,592	136,180	188,723	2,362	3,002	0	0	0		
C	Ots Up N Smoke BBQ	N Total		8	7	09/07/17	12/28/18	Dec-19	352,400	485,675	161,412	297,592	136,180	188,723	2,362	3,002	0	0	0		
C	Ots Up N Smoke BBQ	N Total		8	7	09/07/17	12/28/18	Dec-19	352,400	485,675	161,412	297,592	136,180	188,723	2,362	3,002	0	0	0		
C	All Things Are Possible	N	All Things Are Possible	9	7	11/16/17	10/09/19	Dec-19	209,363	283,642	110,993	177,198	66,205	101,172	5,572	300	(0)	(0)	(0)		
C	All Things Are Possible	N Total		9	7	11/16/17	10/09/19	Dec-19	209,363	283,642	110,993	177,198	66,205	101,172	5,572	300	(0)	(0)	(0)		
C	All Things Are Possible	Y	All Things Are Possible	4	2	01/02/20	04/13/20	Jul-20	67,000	86,650	41,373	69,631	28,258	16,019		15,960	0	0	0		
C	All Things Are Possible	Y Total		4	2	01/02/20	04/13/20	Jul-20	67,000	86,650	41,373	69,631	28,258	16,019		15,960	0	0	0		
C	All Things Are Possible	N Total		13	9	11/16/17	04/13/20	Jul-20	276,363	369,292	152,366	246,829	94,463	117,191	5,572	300	15,960	0	0		
C	Quarters Candies Plus	N	Quarters Candies Plus	13	2	10/03/17	06/19/18	Oct-19	56,016	80,035	24,244	61,605	37,361	20,155		1,725	0	0	0		
C	Quarters Candies Plus	N Total		13	2	10/03/17	06/19/18	Oct-19	56,016	80,035	24,244	61,605	37,361	20,155		1,725	0	0	0		
C	Quarters Candies Plus	N Total		13	2	10/03/17	06/19/18	Oct-19	56,016	80,035	24,244	61,605	37,361	20,155		1,725	0	0	0		
C	Robert Johnson	N	Merit Design Studio	21	1	02/22/19	06/21/19	Aug-19	284,645	370,503	260,874	349,836	88,962	20,667		0	0	0	0		
C	Robert Johnson	N Total		21	1	02/22/19	06/21/19	Aug-19	284,645	370,503	260,874	349,836	88,962	20,667		0	0	0	0		
C	Robert Johnson	Y	SW Enterprise	1	-	01/27/20	01/27/20	May-20	8,000	9,920	7,965	9,995	2,030		75	-	-	-			
C	Robert Johnson	Y Total		1	-	01/27/20	01/27/20	May-20	8,000	9,920	7,965	9,995	2,030		75	-	-	-			
C	Robert Johnson	N Total		22	1	02/22/19	01/27/20	May-20	292,645	380,423	268,839	359,831	90,992	20,667		75	0	0	0		
C	Hop In Indoor Playground	N	Hop In Indoor Playground	13	1	07/18/18	10/12/18	Mar-19	66,316	89,754	40,159	66,502	26,343	2,975	22,602	2,325	0	0	0		
C	Hop In Indoor Playground	N Total		13	1	07/18/18	10/12/18	Mar-19	66,316	89,754	40,159	66,502	26,343	2,975	22,602	2,325	0	0	0		
C	Hop In Indoor Playground	N Total		13	1	07/18/18	10/12/18	Mar-19	66,316	89,754	40,159	66,502	26,343	2,975	22,602	2,325	0	0	0		
C	Fusion Auto Care	N	Fusion Auto Care	2	1	05/29/14	07/11/14	Nov-14	29,432	37,510	16,082	24,941	8,859	11,932	1,332	694	0	0	0		
C	Fusion Auto Care	N Total		2	1	05/29/14	07/11/14	Nov-14	29,432	37,510	16,082	24,941	8,859	11,932	1,332	694	0	0	0		
C	Fusion Auto Care	N Total		2	1	05/29/14	07/11/14	Nov-14	29,432	37,510	16,082	24,941	8,859	11,932	1,332	694	0	0	0		
C	Surpass Lic (Retention And Operations)	N	Surpass Lic (Retention And Operations)	13	8	07/17/13	03/31/14	Apr-17	297,804	418,346	233,630	348,277	114,647	55,015	10,403		0	25,457	25,457		
C	Surpass Lic (Retention And Operations)	N Total		13	8	07/17/13	03/31/14	Apr-17	297,804	418,346	233,630	348,277	114,647	55,015	10,403		0	25,457	25,457		
C	Surpass Lic (Retention And Operations)	N Total		13	8	07/17/13	03/31/14	Apr-17	297,804	418,346	233,630	348,277	114,647	55,015	10,403		0	25,457	25,457		

Securities and Exchange Commission, Plaintiff,
v.
Complete Business Solutions Group, Inc. d/b/a Par Funding et. al., Defendants.
CASE NO. 9:20-cv-81205
UNITED STATES DISTRICT COURT
SOUTHERN DISTRICT OF FLORIDA

Category C - Detail of CBSG MCA Suites Activity for the period from 2012 through July 27, 2020

Source: MCA Suites

Category (Note 1)	Merchant Grouping (Note 11)	Funded After 01/01/20	Merchant Name (Note 8)	Total # of Deals (Note 2)	Deals with Reload (Note 3)	First Funding Date (Note 12)	Last Funding Date (Note 12)	Month of Last Payment (Note 13)	Total Advances and Repayments per MCA Suites			Cash Advances and Repayments per MCA Suites			Transactional Data per MCA Suites				A/R Balance (Note 10)		
									A	B	C	D	E = D-C	F	G	H	I	J	K	L = J+K	
									Advance Amount (Note 4)	Payback (Note 5)	Net Cash Advanced (Note 6)	Total Cash Repayments (Note 7)	Net Cash Surplus (Deficit)	Total Reload (Note 9)	Total Write-off (Note 8)	Total Fee (Note 8)	Total Collections 06/2020-07/27/2020 (Note 7)	Active A/R	Default A/R	Total A/R	
C	Springs Medical Associates	N	Springs Medical Associates	25	1	01/14/19	08/14/19	Sep-19	312,200	405,914	269,784	346,930	77,145	23,800	35,410	225		0		0	
C	Springs Medical Associates	N Total		25	1	01/14/19	08/14/19	Sep-19	312,200	405,914	269,784	346,930	77,145	23,800	35,410	225		0		0	
C	Springs Medical Associates Total			25	1	01/14/19	08/14/19	Sep-19	312,200	405,914	269,784	346,930	77,145	23,800	35,410	225		0		0	
C	Red Ridge Entertainment	N	Red Ridge Entertainment	7	4	09/18/15	11/14/16	Jun-17	48,771	68,380	33,850	59,456	25,606	13,273	4,350			0		0	
C	Red Ridge Entertainment	N Total		7	4	09/18/15	11/14/16	Jun-17	48,771	68,380	33,850	59,456	25,606	13,273	4,350			0		0	
C	Red Ridge Entertainment Total			7	4	09/18/15	11/14/16	Jun-17	48,771	68,380	33,850	59,456	25,606	13,273	4,350			0		0	
C	Price is Right Construction	N	Price is Right Construction	33	1	12/05/18	07/29/19	Jul-20	96,182	131,595	84,080	122,674	38,594	3,442	8,854	3,375	4,700		0		0
C	Price is Right Construction	N Total		33	1	12/05/18	07/29/19	Jul-20	96,182	131,595	84,080	122,674	38,594	3,442	8,854	3,375	4,700		0		0
C	Price is Right Construction Total			33	1	12/05/18	07/29/19	Jul-20	96,182	131,595	84,080	122,674	38,594	3,442	8,854	3,375	4,700		0		0
C	Mr Wizard	N	Mr Wizard	3	1	11/04/15	03/03/16	Nov-18	27,559	39,582	21,201	45,498	24,297	5,059	10,975			0		0	
C	Mr Wizard	N Total		3	1	11/04/15	03/03/16	Nov-18	27,559	39,582	21,201	45,498	24,297	5,059	10,975			0		0	
C	Mr Wizard Total			3	1	11/04/15	03/03/16	Nov-18	27,559	39,582	21,201	45,498	24,297	5,059	10,975			0		0	
C	Paramount Vending and Food Services	N	Paramount Vending and Food Services	6	1	03/21/19	05/23/19	Sep-19	16,084	22,618	11,039	10,086	(953)	4,842	1,550			0	9,240	9,240	
C	Paramount Vending and Food Services	N Total		6	1	03/21/19	05/23/19	Sep-19	16,084	22,618	11,039	10,086	(953)	4,842	1,550			0	9,240	9,240	
C	Paramount Vending and Food Services Total			6	1	03/21/19	05/23/19	Sep-19	16,084	22,618	11,039	10,086	(953)	4,842	1,550			0	9,240	9,240	
C	Moments Notice Truck Driver Leasing	N	Moments Notice Truck Driver Leasing	10	2	02/15/19	04/12/19	Jun-19	120,575	165,605	118,040	94,606	(23,434)	-	1,075			0	72,074	72,074	
C	Moments Notice Truck Driver Leasing	N Total		10	2	02/15/19	04/12/19	Jun-19	120,575	165,605	118,040	94,606	(23,434)	-	1,075			0	72,074	72,074	
C	Moments Notice Truck Driver Leasing Total			10	2	02/15/19	04/12/19	Jun-19	120,575	165,605	118,040	94,606	(23,434)	-	1,075			0	72,074	72,074	
C	Mountain View Financia	N	Mountain View Financia	3	2	08/28/13	01/17/14	Sep-14	67,426	87,351	39,887	69,051	29,164	24,247	5,948			0		0	
C	Mountain View Financia	N Total		3	2	08/28/13	01/17/14	Sep-14	67,426	87,351	39,887	69,051	29,164	24,247	5,948			0		0	
C	Mountain View Financia Total			3	2	08/28/13	01/17/14	Sep-14	67,426	87,351	39,887	69,051	29,164	24,247	5,948			0		0	
C	Nationals Scout	N	Nationals Scout	5	1	08/13/18	10/01/18	Nov-18	28,663	38,344	26,213	36,039	9,826	2,380	75			0		0	
C	Nationals Scout	N Total		5	1	08/13/18	10/01/18	Nov-18	28,663	38,344	26,213	36,039	9,826	2,380	75			0		0	
C	Nationals Scout Total			5	1	08/13/18	10/01/18	Nov-18	28,663	38,344	26,213	36,039	9,826	2,380	75			0		0	
C	Genbow Inc	N	Genbow Inc	26	1	08/24/17	12/28/18	Jun-19	161,798	223,197	122,752	185,876	63,124	6,293	31,028			0		0	
C	Genbow Inc	N Total		26	1	08/24/17	12/28/18	Jun-19	161,798	223,197	122,752	185,876	63,124	6,293	31,028			0		0	
C	Genbow Inc Total			26	1	08/24/17	12/28/18	Jun-19	161,798	223,197	122,752	185,876	63,124	6,293	31,028			0		0	
C	Just Jacs Drive Thru (515 Main Street)	N	Just Jacs Drive Thru (515 Main Street)	28	1	05/10/19	11/01/19	Feb-20	107,759	146,862	105,657	149,795	44,138	2,067	5,000			0		0	
C	Just Jacs Drive Thru (515 Main Street)	N Total		28	1	05/10/19	11/01/19	Feb-20	107,759	146,862	105,657	149,795	44,138	2,067	5,000			0		0	
C	Just Jacs Drive Thru (515 Main Street) Total			28	1	05/10/19	11/01/19	Feb-20	107,759	146,862	105,657	149,795	44,138	2,067	5,000			0		0	
C	Heritage Construction	N	Heritage Construction	11	3	05/10/17	03/27/19	Sep-19	129,675	177,423	90,912	140,743	49,831	9,166	28,714	1,200		0		0	
C	Heritage Construction	N Total		11	3	05/10/17	03/27/19	Sep-19	129,675	177,423	90,912	140,743	49,831	9,166	28,714	1,200		0		0	
C	Heritage Construction Total			11	3	05/10/17	03/27/19	Sep-19	129,675	177,423	90,912	140,743	49,831	9,166	28,714	1,200		0		0	
C	Jupiter Equestrian Center	N	Jupiter Equestrian Center	7	4	09/04/15	03/09/17	Aug-17	86,841	125,276	63,576	107,292	43,716	19,008	1,025			0		0	
C	Jupiter Equestrian Center	N Total		7	4	09/04/15	03/09/17	Aug-17	86,841	125,276	63,576	107,292	43,716	19,008	1,025			0		0	
C	Jupiter Equestrian Center Total			7	4	09/04/15	03/09/17	Aug-17	86,841	125,276	63,576	107,292	43,716	19,008	1,025			0		0	
C	JB Automotive	N	JB Automotive	4	3	09/16/13	07/29/14	Nov-14	96,846	133,266	56,360	81,885	25,525	37,346	8,045			0	22,080	22,080	
C	JB Automotive	N Total		4	3	09/16/13	07/29/14	Nov-14	96,846	133,266	56,360	81,885	25,525	37,346	8,045			0	22,080	22,080	
C	JB Automotive Total			4	3	09/16/13	07/29/14	Nov-14	96,846	133,266	56,360	81,885	25,525	37,346	8,045			0	22,080	22,080	
C	Dance Mclean	N	Dance Mclean	12	2	07/11/16	08/30/19	Nov-19	117,814	152,331	108,783	144,585	35,802	7,846	200			0		0	
C	Dance Mclean	N Total		12	2	07/11/16	08/30/19	Nov-19	117,814	152,331	108,783	144,585	35,802	7,846	200			0		0	
C	Dance Mclean Total			12	2	07/11/16	08/30/19	Nov-19	117,814	152,331	108,783	144,585	35,802	7,846	200			0		0	

Securities and Exchange Commission, Plaintiff,
v.
Complete Business Solutions Group, Inc. d/b/a Par Funding et. al., Defendants.
CASE NO. 9:20-cv-81205
UNITED STATES DISTRICT COURT
SOUTHERN DISTRICT OF FLORIDA

Category C - Detail of CBSG MCA Suites Activity for the period from 2012 through July 27, 2020

Source: MCA Suites										Total Advances and Repayments per MCA Suites		Cash Advances and Repayments per MCA Suites			Transactional Data per MCA Suites				A/R Balance (Note 10)		
Category (Note 1)	Merchant Grouping (Note 11)	Funded After 01/01/20	Merchant Name (Note 8)	Total # of Deals (Note 2)	Deals with Re-load (Note 3)	First Funding Date (Note 12)	Last Funding Date (Note 12)	Month of Last Payment (Note 13)	Advance Amount (Note 4)	Payback (Note 5)	Net Cash Advanced (Note 6)	Total Cash Repayments (Note 7)	E = D-C	Total Reload (Note 9)	Total Write-off (Note 8)	Total Fee (Note 8)	Total Collections 06/2020-07/27/2020 (Note 7)	Active A/R	Default A/R	L = J+k	
																					A
C	Bretts Painting	N	Bretts Painting	2	1	07/03/18	09/26/18	Mar-19	9,204	13,386	7,150	12,657	5,507	1,704		975		0		0	
C	Bretts Painting	N Total		2	1	07/03/18	09/26/18	Mar-19	9,204	13,386	7,150	12,657	5,507	1,704		975		0		0	
C	Bretts Painting Total			2	1	07/03/18	09/26/18	Mar-19	9,204	13,386	7,150	12,657	5,507	1,704		975		0		0	
C	ABM Plumbing	N	ABM Plumbing	6	2	10/24/18	07/15/19	Jul-19	40,870	52,150	32,302	44,082	11,780	3,302	4,766			0		0	
C	ABM Plumbing	N Total		6	2	10/24/18	07/15/19	Jul-19	40,870	52,150	32,302	44,082	11,780	3,302	4,766			0		0	
C	ABM Plumbing Total			6	2	10/24/18	07/15/19	Jul-19	40,870	52,150	32,302	44,082	11,780	3,302	4,766			0		0	
C	Kar Towing and Recovery	N	Kar Towing and Recovery	3	3	07/12/19	12/31/19	Mar-20	33,000	40,920	28,890	35,074	6,184	5,846		0		0		0	
C	Kar Towing and Recovery	N Total		3	3	07/12/19	12/31/19	Mar-20	33,000	40,920	28,890	35,074	6,184	5,846		0		0		0	
C	Kar Towing and Recovery	Y	Kar Towing and Recovery	1	-	03/26/20	03/26/20	Jul-20	10,000	12,400	8,229	12,400	4,171			4,252		-		-	
C	Kar Towing and Recovery	Y Total		1	-	03/26/20	03/26/20	Jul-20	10,000	12,400	8,229	12,400	4,171			4,252		-		-	
C	Kar Towing and Recovery Total			4	3	07/12/19	03/26/20	Jul-20	43,000	53,320	37,119	47,474	10,355	5,846		0	4,252	0		0	
C	Unity Cross	N	Unity Cross	1	1	12/17/19	12/17/19	Feb-20	12,000	14,880	11,640	10,629	(1,011)	4,251			0		0	0	
C	Unity Cross	N Total		1	1	12/17/19	12/17/19	Feb-20	12,000	14,880	11,640	10,629	(1,011)	4,251			0		0	0	
C	Unity Cross	Y	Unity Cross	2	1	03/03/20	05/15/20	Jul-20	40,000	46,600	32,986	42,775	9,789	3,825		25,556		-		-	
C	Unity Cross	Y Total		2	1	03/03/20	05/15/20	Jul-20	40,000	46,600	32,986	42,775	9,789	3,825		25,556		-		-	
C	Unity Cross Total			3	2	12/17/19	05/15/20	Jul-20	52,000	61,480	44,626	53,404	8,777	8,076		25,556		0		0	
C	Safety Rx Services	N	Safety Rx Services	24	1	11/15/16	12/19/17	Aug-18	355,750	505,920	339,719	493,995	154,276	12,000		75		0		0	
C	Safety Rx Services	N Total		24	1	11/15/16	12/19/17	Aug-18	355,750	505,920	339,719	493,995	154,276	12,000		75		0		0	
C	Safety Rx Services Total			24	1	11/15/16	12/19/17	Aug-18	355,750	505,920	339,719	493,995	154,276	12,000		75		0		0	
C	Preferred Insurance	N	Preferred Insurance	2	1	02/23/18	08/16/18	Sep-18	37,000	52,040	35,030	43,120	8,090	1,420	7,500			0		0	
C	Preferred Insurance	N Total		2	1	02/23/18	08/16/18	Sep-18	37,000	52,040	35,030	43,120	8,090	1,420	7,500			0		0	
C	Preferred Insurance Total			2	1	02/23/18	08/16/18	Sep-18	37,000	52,040	35,030	43,120	8,090	1,420	7,500			0		0	
C	M Schwartz Law	N	M Schwartz Law	23	3	08/07/18	12/18/18	Jul-19	63,700	86,290	55,405	80,730	25,325	10,120	4,560			0		0	
C	M Schwartz Law	N Total		23	3	08/07/18	12/18/18	Jul-19	63,700	86,290	55,405	80,730	25,325	10,120	4,560			0		0	
C	M Schwartz Law Total			23	3	08/07/18	12/18/18	Jul-19	63,700	86,290	55,405	80,730	25,325	10,120	4,560			0		0	
C	Goldner and Associates (Jonathan Goldner)	N	Goldner and Associates (Jonathan Goldner)	16	7	10/18/12	01/24/14	Apr-14	174,617	233,478	130,601	162,057	31,456	44,658	781	3,994		0	29,976	29,976	
C	Goldner and Associates (Jonathan Goldner)	N Total		16	7	10/18/12	01/24/14	Apr-14	174,617	233,478	130,601	162,057	31,456	44,658	781	3,994		0	29,976	29,976	
C	Goldner and Associates (Jonathan Goldner) Total			16	7	10/18/12	01/24/14	Apr-14	174,617	233,478	130,601	162,057	31,456	44,658	781	3,994		0	29,976	29,976	
C	Aj Collision	N	Aj Collision	10	5	04/12/18	07/08/19	Dec-19	192,238	255,156	112,173	149,055	36,882	42,487	35,019	1,800		0	30,395	30,395	
C	Aj Collision	N Total		10	5	04/12/18	07/08/19	Dec-19	192,238	255,156	112,173	149,055	36,882	42,487	35,019	1,800		0	30,395	30,395	
C	Aj Collision Total			10	5	04/12/18	07/08/19	Dec-19	192,238	255,156	112,173	149,055	36,882	42,487	35,019	1,800		0	30,395	30,395	
C	Executive Tactical Protection Team	N	Executive Tactical Protection Team	7	4	09/26/18	12/19/19	Jan-20	100,162	129,033	65,143	59,749	(5,394)	34,819	91	475		0	34,849	34,849	
C	Executive Tactical Protection Team	N Total		7	4	09/26/18	12/19/19	Jan-20	100,162	129,033	65,143	59,749	(5,394)	34,819	91	475		0	34,849	34,849	
C	Executive Tactical Protection Team Total			7	4	09/26/18	12/19/19	Jan-20	100,162	129,033	65,143	59,749	(5,394)	34,819	91	475		0	34,849	34,849	
C	Wave Realty Partners	N	Wave Realty Partners	26	4	11/01/18	08/22/19	Sep-19	100,172	123,520	79,508	101,189	21,681	17,131	5,200			0		0	
C	Wave Realty Partners	N Total		26	4	11/01/18	08/22/19	Sep-19	100,172	123,520	79,508	101,189	21,681	17,131	5,200			0		0	
C	Wave Realty Partners Total			26	4	11/01/18	08/22/19	Sep-19	100,172	123,520	79,508	101,189	21,681	17,131	5,200			0		0	
C	Southern Gin and Grain	N	Southern Gin and Grain	4	2	04/22/15	12/23/15	May-16	70,736	99,030	48,242	86,944	38,702	20,736	8,650			0		0	
C	Southern Gin and Grain	N Total		4	2	04/22/15	12/23/15	May-16	70,736	99,030	48,242	86,944	38,702	20,736	8,650			0		0	
C	Southern Gin and Grain Total			4	2	04/22/15	12/23/15	May-16	70,736	99,030	48,242	86,944	38,702	20,736	8,650			0		0	
C	RS Aesthetics	N	RS Aesthetics	15	1	09/10/19	12/03/19	Feb-20	79,564	102,811	69,167	93,199	24,032	9,612				0		0	
C	RS Aesthetics	N Total		15	1	09/10/19	12/03/19	Feb-20	79,564	102,811	69,167	93,199	24,032	9,612				0		0	
C	RS Aesthetics Total			15	1	09/10/19	12/03/19	Feb-20	79,564	102,811	69,167	93,199	24,032	9,612				0		0	
C	Mcpahull Consulting	N	Mcpahull Consulting	11	2	09/24/19	12/26/19	May-20	40,684	54,118	29,190	42,728	13,539	11,389				0		0	
C	Mcpahull Consulting	N Total		11	2	09/24/19	12/26/19	May-20	40,684	54,118	29,190	42,728	13,539	11,389				0		0	
C	Mcpahull Consulting Total			11	2	09/24/19	12/26/19	May-20	40,684	54,118	29,190	42,728	13,539	11,389				0		0	
C	Marvelous Moving	N	Marvelous Moving	4	1	03/26/18	12/17/18	Jun-20	18,000	24,820	15,160	24,321	9,162	2,255	493	2,250	1,215		0	0	
C	Marvelous Moving	N Total		4	1	03/26/18	12/17/18	Jun-20	18,000	24,820	15,160	24,321	9,162	2,255	493	2,250	1,215		0	0	
C	Marvelous Moving Total			4	1	03/26/18	12/17/18	Jun-20	18,000	24,820	15,160	24,321	9,162	2,255	493	2,250	1,215		0	0	
C	Mr Bobs Carpet	N	Mr Bobs Carpet	2	1	05/24/18	08/24/18	May-19	12,769	18,570	9,450	17,827	8,377	2,769				0		0	
C	Mr Bobs Carpet	N Total		2	1	05/24/18	08/24/18	May-19	12,769	18,570	9,450	17,827	8,377	2,769				0		0	
C	Mr Bobs Carpet Total			2	1	05/24/18	08/24/18	May-19	12,769	18,570	9,450	17,827	8,377	2,769				0		0	

Securities and Exchange Commission, Plaintiff,
 v.
 Complete Business Solutions Group, Inc. d/b/a Par Funding et. al., Defendants.
 CASE NO. 9:20-cv-81205
 UNITED STATES DISTRICT COURT
 SOUTHERN DISTRICT OF FLORIDA

Category C - Detail of CBSG MCA Suites Activity for the period from 2012 through July 27, 2020

Source: MCA Suites

Category (Note 1)	Merchant Grouping (Note 11)	Funded After 01/01/20	Merchant Name (Note 8)	Total # of Deals (Note 2)	Deals with Reioad (Note 3)	First Funding Date (Note 12)	Last Funding Date (Note 12)	Month of Last Payment (Note 13)	Total Advances and Repayments per MCA Suites		Cash Advances and Repayments per MCA Suites			Transactional Data per MCA Suites				A/R Balance (Note 10)		
									A	B	C	D	E = D-C	F	G	H	I	J	K	L = J+K
									Advance Amount (Note 4)	Payback (Note 5)	Net Cash Advanced (Note 6)	Total Cash Repayments (Note 7)	Net Cash Surplus (Deficit)	Total Reload (Note 9)	Total Write-off (Note 8)	Total Fee (Note 8)	Total Collections 06/2020-07/27/2020 (Note 7)	Active A/R	Default A/R	Total A/R
C	Mr Bobs Carpet			2	1	05/24/18	08/24/18	May-19	12,769	18,570	9,450	17,827	8,377	2,769		2,025		0		0
C	Nicks Hair Salon (Grace Enterprises)	N	Nicks Hair Salon (Grace Enterprises)	24	2	04/01/19	11/14/19	Jan-20	32,901	42,546	29,280	39,145	9,865	3,401				0		0
C	Nicks Hair Salon (Grace Enterprises)	N Total		24	2	04/01/19	11/14/19	Jan-20	32,901	42,546	29,280	39,145	9,865	3,401				0		0
C	Nicks Hair Salon (Grace Enterprises) Total			24	2	04/01/19	11/14/19	Jan-20	32,901	42,546	29,280	39,145	9,865	3,401				0		0
C	J And B Appliance Installation	N	J And B Appliance Installer	33	2	09/06/17	04/05/19	May-19	178,175	258,164	114,295	195,979	81,684	9,804	52,380			0		0
C	J And B Appliance Installation	N Total		33	2	09/06/17	04/05/19	May-19	178,175	258,164	114,295	195,979	81,684	9,804	52,380			0		0
C	J And B Appliance Installation Total			33	2	09/06/17	04/05/19	May-19	178,175	258,164	114,295	195,979	81,684	9,804	52,380			0		0
C	JT Tool and Supply	N	JT Tool and Supply	19	1	09/25/18	01/15/19	Feb-19	63,707	86,550	62,457	85,370	22,913	1,180				0		0
C	JT Tool and Supply	N Total		19	1	09/25/18	01/15/19	Feb-19	63,707	86,550	62,457	85,370	22,913	1,180				0		0
C	JT Tool and Supply Total			19	1	09/25/18	01/15/19	Feb-19	63,707	86,550	62,457	85,370	22,913	1,180				0		0
C	Captain Chucky	N	Captain Chucky	9	6	09/30/16	03/25/19	Sep-19	89,417	113,047	56,745	82,614	25,869	32,089	1,656			0		0
C	Captain Chucky	N Total		9	6	09/30/16	03/25/19	Sep-19	89,417	113,047	56,745	82,614	25,869	32,089	1,656			0		0
C	Captain Chucky Total			9	6	09/30/16	03/25/19	Sep-19	89,417	113,047	56,745	82,614	25,869	32,089	1,656			0		0
C	Citizens Lanes	N	Citizens Lanes	8	2	05/03/19	06/14/19	Jan-20	39,594	51,232	39,409	51,532	12,123	-	300			0		0
C	Citizens Lanes	N Total		8	2	05/03/19	06/14/19	Jan-20	39,594	51,232	39,409	51,532	12,123	-	300			0		0
C	Citizens Lanes Total			8	2	05/03/19	06/14/19	Jan-20	39,594	51,232	39,409	51,532	12,123	-	300			0		0
C	Done Rite Handyman Services	N	Done Rite Handyman Services	4	3	05/31/17	01/04/18	Jan-20	52,103	73,755	22,501	43,264	20,763	28,603	2,413	525		0		0
C	Done Rite Handyman Services	N Total		4	3	05/31/17	01/04/18	Jan-20	52,103	73,755	22,501	43,264	20,763	28,603	2,413	525		0		0
C	Done Rite Handyman Services Total			4	3	05/31/17	01/04/18	Jan-20	52,103	73,755	22,501	43,264	20,763	28,603	2,413	525		0		0
C	Cav Solutions	N	Cav Solutions	2	1	06/16/17	09/22/17	Mar-20	21,005	30,257	15,200	24,462	9,262	5,005	1,066	275		0		0
C	Cav Solutions	N Total		2	1	06/16/17	09/22/17	Mar-20	21,005	30,257	15,200	24,462	9,262	5,005	1,066	275		0		0
C	Cav Solutions Total			2	1	06/16/17	09/22/17	Mar-20	21,005	30,257	15,200	24,462	9,262	5,005	1,066	275		0		0
C	BMA Landscapes	N	BMA Landscapes	12	1	02/19/19	05/01/19	Aug-19	34,750	46,350	30,510	42,630	12,120	3,720	0			0		0
C	BMA Landscapes	N Total		12	1	02/19/19	05/01/19	Aug-19	34,750	46,350	30,510	42,630	12,120	3,720	0			0		0
C	BMA Landscapes Total			12	1	02/19/19	05/01/19	Aug-19	34,750	46,350	30,510	42,630	12,120	3,720	0			0		0
C	From The Ground Up Builders	N	From The Ground Up Builders	15	1	05/08/19	08/07/19	Mar-20	113,000	156,600	112,215	103,749	(8,466)	441	3,366			0	55,776	55,776
C	From The Ground Up Builders	N Total		15	1	05/08/19	08/07/19	Mar-20	113,000	156,600	112,215	103,749	(8,466)	441	3,366			0	55,776	55,776
C	From The Ground Up Builders Total			15	1	05/08/19	08/07/19	Mar-20	113,000	156,600	112,215	103,749	(8,466)	441	3,366			0	55,776	55,776
C	Resource Data	N	Resource Data	16	3	04/16/18	09/20/18	May-19	54,782	77,829	40,061	64,963	24,902	13,691	825			0		0
C	Resource Data	N Total		16	3	04/16/18	09/20/18	May-19	54,782	77,829	40,061	64,963	24,902	13,691	825			0		0
C	Resource Data Total			16	3	04/16/18	09/20/18	May-19	54,782	77,829	40,061	64,963	24,902	13,691	825			0		0
C	Hurley Home Care Services	N	Hurley Home Care Services	15	1	04/19/19	08/23/19	Nov-19	31,369	36,214	23,134	32,114	8,979	4,100				0		0
C	Hurley Home Care Services	N Total		15	1	04/19/19	08/23/19	Nov-19	31,369	36,214	23,134	32,114	8,979	4,100				0		0
C	Hurley Home Care Services Total			15	1	04/19/19	08/23/19	Nov-19	31,369	36,214	23,134	32,114	8,979	4,100				0		0
C	A and R Truck Parts	N	A and R Truck Parts	18	3	09/22/17	07/03/18	Jan-19	81,232	115,925	48,798	64,107	15,309	30,889	6,306			0	27,236	27,236
C	A and R Truck Parts	N Total		18	3	09/22/17	07/03/18	Jan-19	81,232	115,925	48,798	64,107	15,309	30,889	6,306			0	27,236	27,236
C	A and R Truck Parts Total			18	3	09/22/17	07/03/18	Jan-19	81,232	115,925	48,798	64,107	15,309	30,889	6,306			0	27,236	27,236
C	Pollo Ranchero	N	Pollo Ranchero	33	2	11/02/18	05/31/19	Oct-19	118,973	163,696	113,503	159,828	46,325	5,365	553	2,050		0		0
C	Pollo Ranchero	N Total		33	2	11/02/18	05/31/19	Oct-19	118,973	163,696	113,503	159,828	46,325	5,365	553	2,050		0		0
C	Pollo Ranchero Total			33	2	11/02/18	05/31/19	Oct-19	118,973	163,696	113,503	159,828	46,325	5,365	553	2,050		0		0
C	Shenandoah Valley Farms	N	Shenandoah Valley Farms	3	2	11/05/19	11/15/19	Apr-20	15,298	17,717	7,210	10,704	3,494	7,088	75			0		0
C	Shenandoah Valley Farms	N Total		3	2	11/05/19	11/15/19	Apr-20	15,298	17,717	7,210	10,704	3,494	7,088	75			0		0
C	Shenandoah Valley Farms Total			3	2	11/05/19	11/15/19	Apr-20	15,298	17,717	7,210	10,704	3,494	7,088	75			0		0
C	Liars Lodge	N	Liars Lodge	5	3	08/13/18	12/03/18	Jan-19	76,750	104,687	72,745	39,197	(33,548)	23,006	3,825			0	46,309	46,309
C	Liars Lodge	N Total		5	3	08/13/18	12/03/18	Jan-19	76,750	104,687	72,745	39,197	(33,548)	23,006	3,825			0	46,309	46,309
C	Liars Lodge Total			5	3	08/13/18	12/03/18	Jan-19	76,750	104,687	72,745	39,197	(33,548)	23,006	3,825			0	46,309	46,309

Securities and Exchange Commission, Plaintiff,
v.
Complete Business Solutions Group, Inc. d/b/a Par Funding et. al., Defendants.
CASE NO. 9:20-cv-81205
UNITED STATES DISTRICT COURT
SOUTHERN DISTRICT OF FLORIDA

Category C - Detail of CBSG MCA Suites Activity for the period from 2012 through July 27, 2020

Source: MCA Suites										Total Advances and Repayments per MCA Suites		Cash Advances and Repayments per MCA Suites			Transactional Data per MCA Suites				A/R Balance (Note 10)		
Category (Note 1)	Merchant Grouping (Note 11)	Funded After 01/01/20	Merchant Name (Note 8)	Total # of Deals (Note 2)	Deals with Reload (Note 3)	First Funding Date (Note 12)	Last Funding Date (Note 12)	Month of Last Payment (Note 13)	Advance Amount (Note 4)	Payback (Note 5)	Net Cash Advanced (Note 6)	Total Cash Repayments (Note 7)	E = D-C	Total Reload (Note 9)	Total Write-off (Note 8)	Total Fee (Note 8)	Total Collections 06/2020-07/27/2020 (Note 7)	Active A/R	Default A/R	Total A/R	
																					A
C	MCTAG Inc	N	MCTAG Inc	19	3	01/11/19	12/13/19	Feb-20	52,804	71,376	44,799	61,346	16,547	10,030				0		0	
C	MCTAG Inc	N Total		19	3	01/11/19	12/13/19	Feb-20	52,804	71,376	44,799	61,346	16,547	10,030				0		0	
C	MCTAG Inc	Y	MCTAG Inc	2	1	02/18/20	05/05/20	Jun-20	10,500	13,020	7,400	12,245	4,845	775			2,381		-		
C	MCTAG Inc	Y Total		2	1	02/18/20	05/05/20	Jun-20	10,500	13,020	7,400	12,245	4,845	775			2,381		-		
C	MCTAG Inc Total			21	4	01/11/19	05/05/20	Jun-20	63,304	84,396	52,199	73,591	21,392	10,805			2,381		0		
C	Fortius Holding Group	N	Fortius Holding Group	9	1	12/19/18	03/29/19	Jun-20	25,663	30,937	12,945	19,838	6,893	12,479	721	2,100	800	0	0		
C	Fortius Holding Group	N Total		9	1	12/19/18	03/29/19	Jun-20	25,663	30,937	12,945	19,838	6,893	12,479	721	2,100	800	0	0		
C	Fortius Holding Group Total			9	1	12/19/18	03/29/19	Jun-20	25,663	30,937	12,945	19,838	6,893	12,479	721	2,100	800	0	0		
C	Filthy Wealth Clothing	N	Filthy Wealth Clothing	15	1	12/19/18	06/04/19	Aug-19	52,872	68,843	51,417	58,692	7,275	1,180	8,972			0	0		
C	Filthy Wealth Clothing	N Total		15	1	12/19/18	06/04/19	Aug-19	52,872	68,843	51,417	58,692	7,275	1,180	8,972			0	0		
C	Filthy Wealth Clothing Total			15	1	12/19/18	06/04/19	Aug-19	52,872	68,843	51,417	58,692	7,275	1,180	8,972			0	0		
C	Cordova TP	N	Cordova TP	2	2	09/18/19	12/12/19	Feb-20	12,000	16,680	8,975	9,420	445	7,260			-		-		
C	Cordova TPI	N Total		2	2	09/18/19	12/12/19	Feb-20	12,000	16,680	8,975	9,420	445	7,260			-		-		
C	Cordova TP	Y	Cordova TP	1	-	02/10/20	02/10/20	Jun-20	11,000	15,290	6,585	13,835	7,251		1,755	300	2,300	0	0		
C	Cordova TPI	Y Total		1	-	02/10/20	02/10/20	Jun-20	11,000	15,290	6,585	13,835	7,251		1,755	300	2,300	0	0		
C	Cordova TPI Total			3	2	09/18/19	02/10/20	Jun-20	23,000	31,970	15,560	23,255	7,695	7,260	1,755	300	2,300	0	0		
C	Deeper Root Academy	N	Deeper Root Academy	5	2	07/30/18	08/20/18	Nov-18	20,951	27,707	20,916	27,707	6,791	-			0	0			
C	Deeper Root Academy	N Total		5	2	07/30/18	08/20/18	Nov-18	20,951	27,707	20,916	27,707	6,791	-			0	0			
C	Deeper Root Academy Total			5	2	07/30/18	08/20/18	Nov-18	20,951	27,707	20,916	27,707	6,791	-			0	0			
C	DWK Paint Company	N	DWK Paint Company	8	4	03/05/15	02/15/18	Mar-19	26,033	37,000	14,910	23,799	8,889	10,733	300		0	2,768	2,768		
C	DWK Paint Company	N Total		8	4	03/05/15	02/15/18	Mar-19	26,033	37,000	14,910	23,799	8,889	10,733	300		0	2,768	2,768		
C	DWK Paint Company Total			8	4	03/05/15	02/15/18	Mar-19	26,033	37,000	14,910	23,799	8,889	10,733	300		0	2,768	2,768		
C	Salvatore Capelli	N	Salvatore Capelli	18	1	09/21/18	01/04/19	Mar-19	54,000	72,960	51,841	74,965	23,124	2,124	4,129		0	0			
C	Salvatore Capelli	N Total		18	1	09/21/18	01/04/19	Mar-19	54,000	72,960	51,841	74,965	23,124	2,124	4,129		0	0			
C	Salvatore Capelli Total			18	1	09/21/18	01/04/19	Mar-19	54,000	72,960	51,841	74,965	23,124	2,124	4,129		0	0			
C	Turf Runners	N	Turf Runners	14	7	01/12/18	12/05/19	Apr-20	85,500	103,905	61,596	66,635	5,039	23,754	1,349	200	0	12,367	12,367		
C	Turf Runners	N Total		14	7	01/12/18	12/05/19	Apr-20	85,500	103,905	61,596	66,635	5,039	23,754	1,349	200	0	12,367	12,367		
C	Turf Runners Total			14	7	01/12/18	12/05/19	Apr-20	85,500	103,905	61,596	66,635	5,039	23,754	1,349	200	0	12,367	12,367		
C	Fleur De Lis Events Decor	N	Fleur De Lis Events Decor	20	1	02/07/17	04/03/18	Dec-18	75,027	111,076	71,695	109,814	38,120	1,637	375		0	0			
C	Fleur De Lis Events Decor	N Total		20	1	02/07/17	04/03/18	Dec-18	75,027	111,076	71,695	109,814	38,120	1,637	375		0	0			
C	Fleur De Lis Events Decor Total			20	1	02/07/17	04/03/18	Dec-18	75,027	111,076	71,695	109,814	38,120	1,637	375		0	0			
C	Family Foot and Ankle	N	Family Foot and Ankle	12	9	06/19/13	01/04/18	May-18	264,008	364,174	147,080	207,450	60,370	113,060	1,159		0	44,823	44,823		
C	Family Foot and Ankle	N Total		12	9	06/19/13	01/04/18	May-18	264,008	364,174	147,080	207,450	60,370	113,060	1,159		0	44,823	44,823		
C	Family Foot and Ankle Total			12	9	06/19/13	01/04/18	May-18	264,008	364,174	147,080	207,450	60,370	113,060	1,159		0	44,823	44,823		
C	Top of The Line Masonry	N	Top of The Line Masonry	3	2	12/23/16	07/06/17	Dec-17	20,915	29,447	15,958	24,891	8,932	4,556			-	-			
C	Top of The Line Masonry	N Total		3	2	12/23/16	07/06/17	Dec-17	20,915	29,447	15,958	24,891	8,932	4,556			-	-			
C	Top of The Line Masonry Total			3	2	12/23/16	07/06/17	Dec-17	20,915	29,447	15,958	24,891	8,932	4,556			-	-			
C	Sterling Luxury Transportator	N	Sterling Luxury Transportator	3	2	01/27/16	07/27/16	Oct-17	39,595	53,453	28,760	34,593	5,833	10,095	725		-	9,490	9,490		
C	Sterling Luxury Transportator	N Total		3	2	01/27/16	07/27/16	Oct-17	39,595	53,453	28,760	34,593	5,833	10,095	725		-	9,490	9,490		
C	Sterling Luxury Transportator Total			3	2	01/27/16	07/27/16	Oct-17	39,595	53,453	28,760	34,593	5,833	10,095	725		-	9,490	9,490		
C	TLC Pet Doctor	N	TLC Pet Doctor	3	1	03/14/19	06/12/19	Sep-19	60,000	85,600	45,174	71,874	26,700	13,726			-	-			
C	TLC Pet Doctor	N Total		3	1	03/14/19	06/12/19	Sep-19	60,000	85,600	45,174	71,874	26,700	13,726			-	-			
C	TLC Pet Doctor Total			3	1	03/14/19	06/12/19	Sep-19	60,000	85,600	45,174	71,874	26,700	13,726			-	-			
C	Srsiam Thai Kitchen	N	Srsiam Thai Kitchen	18	2	08/31/18	09/20/19	Dec-19	134,670	181,173	81,070	128,604	47,534	21,000	31,569		-	-			
C	Srsiam Thai Kitchen	N Total		18	2	08/31/18	09/20/19	Dec-19	134,670	181,173	81,070	128,604	47,534	21,000	31,569		-	-			
C	Srsiam Thai Kitchen Total			18	2	08/31/18	09/20/19	Dec-19	134,670	181,173	81,070	128,604	47,534	21,000	31,569		-	-			
C	Washburn Food Company	N	Washburn Food Company	2	1	11/07/16	02/06/17	Apr-17	23,687	33,635	15,701	15,727	26	7,337	5,300		-	15,871	15,871		
C	Washburn Food Company	N Total		2	1	11/07/16	02/06/17	Apr-17	23,687	33,635	15,701	15,727	26	7,337	5,300		-	15,871	15,871		
C	Washburn Food Company Total			2	1	11/07/16	02/06/17	Apr-17	23,687	33,635	15,701	15,727	26	7,337	5,300		-	15,871	15,871		
C	Transport Connect	N	Transport Connect	3	1	02/05/15	05/28/15	Mar-20	519,670	754,338	416,405	329,741	(86,664)	101,670	6,825		-	329,752	329,752		

Securities and Exchange Commission, Plaintiff,
v.
Complete Business Solutions Group, Inc. d/b/a Par Funding et. al., Defendants.
CASE NO. 9:20-cv-81205
UNITED STATES DISTRICT COURT
SOUTHERN DISTRICT OF FLORIDA

Category C - Detail of CMSG MCA Suites Activity for the period from 2012 through July 27, 2020

Source: MCA Suites													Total Advances and Repayments per MCA Suites			Cash Advances and Repayments per MCA Suites			Transactional Data per MCA Suites				A/R Balance (Note 10)		
Category (Note 1)	Merchant Grouping (Note 11)	Funded After 01/01/20 (Note 2)	Merchant Name (Note 8)	Total # of Deals (Note 2)	Deals with Reioad (Note 3)	First Funding Date (Note 12)	Last Funding Date (Note 12)	Month of Last Payment (Note 13)	A	B	C	D	E=D-C	F	G	H	I	J	K	L=J+K					
									Advance Amount (Note 4)	Payback (Note 5)	Net Cash Advanced (Note 6)	Total Cash Repayments (Note 7)	Net Cash Surplus (Deficit)	Total Reload (Note 9)	Total Write-off (Note 8)	Total Fee (Note 8)	Total Collections 06/2020-07/27/2020 (Note 7)	Active A/R	Default A/R	Total A/R					
C	Transport Connect	N Total		3	1	02/05/15	05/28/15	Mar-20	519,670	754,338	416,405	329,741	(86,664)	101,670		6,825			329,752	329,752					
C	Transport Connect	N Total		3	1	02/05/15	05/28/15	Mar-20	519,670	754,338	416,405	329,741	(86,664)	101,670		6,825			329,752	329,752					
C	Tinnys Automotive Outlet	N	Tinnys Automotive Outlet	2	1	08/14/19	12/17/19	Jan-20	90,000	121,500	73,636	31,558	(42,078)	15,464		400			74,878	74,878					
C	Tinnys Automotive Outlet	N Total		2	1	08/14/19	12/17/19	Jan-20	90,000	121,500	73,636	31,558	(42,078)	15,464		400			74,878	74,878					
C	Tinnys Automotive Outlet	N Total		2	1	08/14/19	12/17/19	Jan-20	90,000	121,500	73,636	31,558	(42,078)	15,464		400			74,878	74,878					
C	Traveling Tots	N	Traveling Tots	3	2	08/30/16	02/15/17	Oct-17	61,125	87,356	38,052	68,007	29,955	21,125		1,775			-	-					
C	Traveling Tots	N Total		3	2	08/30/16	02/15/17	Oct-17	61,125	87,356	38,052	68,007	29,955	21,125		1,775			-	-					
C	Traveling Tots	N Total		3	2	08/30/16	02/15/17	Oct-17	61,125	87,356	38,052	68,007	29,955	21,125		1,775			-	-					
C	Stat Industries	N	Stat Industries	4	4	08/27/12	12/21/12	Nov-15	135,000	186,350	134,500	145,496	10,996	(0)		25,944			66,798	66,798					
C	Stat Industries	N Total		4	4	08/27/12	12/21/12	Nov-15	135,000	186,350	134,500	145,496	10,996	(0)		25,944			66,798	66,798					
C	Stat Industries	N Total		4	4	08/27/12	12/21/12	Nov-15	135,000	186,350	134,500	145,496	10,996	(0)		25,944			66,798	66,798					
C	Tremarco Bros Scrap Metal	N	Tremarco Bros Scrap Metal	4	2	02/25/19	11/06/19	Apr-20	335,000	456,000	251,575	378,300	126,725	77,950		250			-	-					
C	Tremarco Bros Scrap Metal	N Total		4	2	02/25/19	11/06/19	Apr-20	335,000	456,000	251,575	378,300	126,725	77,950		250			-	-					
C	Tremarco Bros Scrap Metal	N Total		4	2	02/25/19	11/06/19	Apr-20	335,000	456,000	251,575	378,300	126,725	77,950		250			-	-					
C	The Parts Shack	N	The Parts Shack	3	2	05/03/18	07/30/18	Oct-19	115,000	153,450	71,532	62,766	(8,766)	41,884		1,325			50,125	50,125					
C	The Parts Shack	N Total		3	2	05/03/18	07/30/18	Oct-19	115,000	153,450	71,532	62,766	(8,766)	41,884		1,325			50,125	50,125					
C	The Parts Shack	N Total		3	2	05/03/18	07/30/18	Oct-19	115,000	153,450	71,532	62,766	(8,766)	41,884		1,325			50,125	50,125					
C	Trenton Collision	N	Trenton Collision	5	4	09/12/16	08/24/17	Dec-17	466,310	670,996	173,600	380,962	207,362	291,310		1,275			-	-					
C	Trenton Collision	N Total		5	4	09/12/16	08/24/17	Dec-17	466,310	670,996	173,600	380,962	207,362	291,310		1,275			-	-					
C	Trenton Collision	N Total		5	4	09/12/16	08/24/17	Dec-17	466,310	670,996	173,600	380,962	207,362	291,310		1,275			-	-					
C	We Care Academy	N	We Care Academy	2	1	05/13/16	09/09/16	Nov-16	17,615	25,013	12,726	10,310	(2,416)	4,115		875			11,464	11,464					
C	We Care Academy	N Total		2	1	05/13/16	09/09/16	Nov-16	17,615	25,013	12,726	10,310	(2,416)	4,115		875			11,464	11,464					
C	We Care Academy	N Total		2	1	05/13/16	09/09/16	Nov-16	17,615	25,013	12,726	10,310	(2,416)	4,115		875			11,464	11,464					
C	Tri Tech Health	N	Tri Tech Health	2	1	05/20/16	07/15/16	Aug-16	29,450	42,230	18,402	32,780	14,378	9,450		-			-	-					
C	Tri Tech Health	N Total		2	1	05/20/16	07/15/16	Aug-16	29,450	42,230	18,402	32,780	14,378	9,450		-			-	-					
C	Tri Tech Health	N Total		2	1	05/20/16	07/15/16	Aug-16	29,450	42,230	18,402	32,780	14,378	9,450		-			-	-					
C	Staeline Car Care Center	N	Staeline Car Care Center	2	1	07/07/17	09/27/17	Jul-20	31,394	43,852	24,051	29,156	5,105	6,394	10,027	1,725	3,000		(0)	(0)					
C	Staeline Car Care Center	N Total		2	1	07/07/17	09/27/17	Jul-20	31,394	43,852	24,051	29,156	5,105	6,394	10,027	1,725	3,000		(0)	(0)					
C	Staeline Car Care Center	N Total		2	1	07/07/17	09/27/17	Jul-20	31,394	43,852	24,051	29,156	5,105	6,394	10,027	1,725	3,000		(0)	(0)					
C	Starlight Studio	N	Starlight Studio	2	1	06/10/19	09/09/19	Jan-20	12,000	16,680	9,915	12,931	3,016	2,085	1,350				3,014	3,014					
C	Starlight Studio	N Total		2	1	06/10/19	09/09/19	Jan-20	12,000	16,680	9,915	12,931	3,016	2,085	1,350				3,014	3,014					
C	Starlight Studio	N Total		2	1	06/10/19	09/09/19	Jan-20	12,000	16,680	9,915	12,931	3,016	2,085	1,350				3,014	3,014					
C	World Of Wine	N	World Of Wine	5	2	06/28/16	08/21/17	May-18	69,369	89,574	51,317	75,391	24,074	16,608		2,425			-	-					
C	World Of Wine	N Total		5	2	06/28/16	08/21/17	May-18	69,369	89,574	51,317	75,391	24,074	16,608		2,425			-	-					
C	World Of Wine	N Total		5	2	06/28/16	08/21/17	May-18	69,369	89,574	51,317	75,391	24,074	16,608		2,425			-	-					
C	Sperle Mansony	N	Sperle Mansony	16	1	07/02/19	10/01/19	Dec-19	197,119	263,510	192,733	259,770	67,037	3,815		75			-	-					
C	Sperle Mansony	N Total		16	1	07/02/19	10/01/19	Dec-19	197,119	263,510	192,733	259,770	67,037	3,815		75			-	-					
C	Sperle Mansony	N Total		16	1	07/02/19	10/01/19	Dec-19	197,119	263,510	192,733	259,770	67,037	3,815		75			-	-					
C	Zirkelbach Construction	N	Zirkelbach Construction	2	1	06/01/17	07/28/17	Sep-18	592,897	836,198	496,264	264,429	(231,835)	92,897	37,501	6,006			447,378	447,378					
C	Zirkelbach Construction	N Total		2	1	06/01/17	07/28/17	Sep-18	592,897	836,198	496,264	264,429	(231,835)	92,897	37,501	6,006			447,378	447,378					
C	Zirkelbach Construction	N Total		2	1	06/01/17	07/28/17	Sep-18	592,897	836,198	496,264	264,429	(231,835)	92,897	37,501	6,006			447,378	447,378					
C	Tristate Cheer	N	Tristate Cheer	5	1	03/10/15	05/09/16	Dec-17	139,153	193,127	132,165	190,024	57,859	4,153		1,050			-	-					
C	Tristate Cheer	N Total		5	1	03/10/15	05/09/16	Dec-17	139,153	193,127	132,165	190,024	57,859	4,153		1,050			-	-					
C	Tristate Cheer	N Total		5	1	03/10/15	05/09/16	Dec-17	139,153	193,127	132,165	190,024	57,859	4,153		1,050			-	-					
C	Vincent Insurance Agency	N	Vincent Insurance Agency	3	2	01/25/19	10/21/19	Dec-19	35,000	49,575	29,136	44,951	15,815	4,699		75			-	-					
C	Vincent Insurance Agency	N Total		3	2	01/25/19	10/21/19	Dec-19	35,000	49,575	29,136	44,951	15,815	4,699		75			-	-					
C	Vincent Insurance Agency	N Total		3	2	01/25/19	10/21/19	Dec-19	35,000	49,575	29,136	44,951	15,815	4,699		75			-	-					
C	Tristate Distributor	N	Tristate Distributor	3	1	02/18/15	05/08/15	May-15	34,383	45,770	26,004	11,751	(14,253)	7,180		13,627			40,466	40,466					
C	Tristate Distributor	N Total		3	1	02/18/15	05/08/15	May-15	34,383	45,770	26,004	11,751	(14,253)	7,180		13,627			40,466	40,466					
C	Tristate Distributor	N Total		3	1	02/18/15	05/08/15	May-15	34,383	45,770	26,004	11,751	(14,253)	7,180		13,627			40,466	40,466					
C	The Other Room	N	The Other Room	2	1	07/03/19	08/01/19	Oct-19	325,000	441,750	233,455	328,205	94,750	85,295		24,975			(3,275)	-					
C	The Other Room	N Total		2	1	07/03/19	08/01/19	Oct-19	325,000	441,750	233,455	328,205	94,750	85,295		24,975			(3,275)	-					
C	The Other Room	N Total		2	1	07/03/19	08/01/19	Oct-19	325,000	441,750	233,455	328,205	94,750	85,295		24,975			(3,275)	-					

Securities and Exchange Commission, Plaintiff,
v.
Complete Business Solutions Group, Inc. d/b/a Par Funding et. al., Defendants.
CASE NO. 9:20-cv-81205
UNITED STATES DISTRICT COURT
SOUTHERN DISTRICT OF FLORIDA

Category C - Detail of CMSG MCA Suites Activity for the period from 2012 through July 27, 2020

Source: MCA Suites										Total Advances and Repayments per MCA Suites		Cash Advances and Repayments per MCA Suites			Transactional Data per MCA Suites				A/R Balance (Note 10)		
Category (Note 1)	Merchant Grouping (Note 11)	Funded After 01/01/20	Merchant Name (Note 8)	Total # of Deals (Note 2)	Deals with Reioad (Note 3)	First Funding Date (Note 12)	Last Funding Date (Note 12)	Month of Last Payment (Note 13)	Advance Amount (Note 4)	Payback (Note 5)	Net Cash Advanced (Note 6)	Total Cash Repayments (Note 7)	E = D-C	Total Reioad (Note 9)	Total Write-off (Note 8)	Total Fee (Note 8)	Total Collections 06/2020-07/27/2020 (Note 7)	Active A/R	Default A/R	Total A/R	
																					A
C	Triton Professionals	N	Triton Professionals	2	1	08/31/17	11/22/17	Jun-18	17,360	24,604	11,725	15,872	4,147	4,860	2,075	-	-	-	5,947	5,947	
C	Triton Professionals	N Total		2	1	08/31/17	11/22/17	Jun-18	17,360	24,604	11,725	15,872	4,147	4,860	2,075	-	-	-	5,947	5,947	
C	Triton Professionals Total			2	1	08/31/17	11/22/17	Jun-18	17,360	24,604	11,725	15,872	4,147	4,860	2,075	-	-	-	5,947	5,947	
C	Tempest Group	N	Tempest Group	2	1	05/04/18	05/04/18	Aug-18	50,641	71,398	33,201	56,882	23,681	15,641	1,125	-	-	-	-	-	
C	Tempest Group	N Total		2	1	05/04/18	05/04/18	Aug-18	50,641	71,398	33,201	56,882	23,681	15,641	1,125	-	-	-	-	-	
C	Tempest Group Total			2	1	05/04/18	05/04/18	Aug-18	50,641	71,398	33,201	56,882	23,681	15,641	1,125	-	-	-	-	-	
C	Tropical Smoothie Cafe	N	Tropical Smoothie Cafe	3	2	09/04/13	11/21/13	Jun-19	230,000	389,500	155,503	228,786	73,283	68,424	3,200	-	-	-	95,489	95,489	
C	Tropical Smoothie Cafe	N Total		3	2	09/04/13	11/21/13	Jun-19	230,000	389,500	155,503	228,786	73,283	68,424	3,200	-	-	-	95,489	95,489	
C	Tropical Smoothie Cafe Total			3	2	09/04/13	11/21/13	Jun-19	230,000	389,500	155,503	228,786	73,283	68,424	3,200	-	-	-	95,489	95,489	
C	Wayne Leitz Technical Services	N	Wayne Leitz Technical Services	6	4	09/01/17	10/03/19	Mar-20	108,717	152,182	57,900	102,615	44,715	49,717	150	-	-	-	-	-	
C	Wayne Leitz Technical Services	N Total		6	4	09/01/17	10/03/19	Mar-20	108,717	152,182	57,900	102,615	44,715	49,717	150	-	-	-	-	-	
C	Wayne Leitz Technical Services Total			6	4	09/01/17	10/03/19	Mar-20	108,717	152,182	57,900	102,615	44,715	49,717	150	-	-	-	-	-	
C	True Texas Benefits	Y	True Texas Benefits	2	1	02/26/20	05/28/20	Jun-20	60,000	71,400	55,998	62,183	6,185	3,967	5,250	-	35,706	-	-	-	
C	True Texas Benefits	Y Total		2	1	02/26/20	05/28/20	Jun-20	60,000	71,400	55,998	62,183	6,185	3,967	5,250	-	35,706	-	-	-	
C	True Texas Benefits Total			2	1	02/26/20	05/28/20	Jun-20	60,000	71,400	55,998	62,183	6,185	3,967	5,250	-	35,706	-	-	-	
C	Thomas Freight Lines	N	Thomas Freight Lines	3	1	02/12/15	07/01/15	Dec-15	229,942	325,493	202,481	262,758	60,278	25,125	11,475	-	-	-	49,084	49,084	
C	Thomas Freight Lines	N Total		3	1	02/12/15	07/01/15	Dec-15	229,942	325,493	202,481	262,758	60,278	25,125	11,475	-	-	-	49,084	49,084	
C	Thomas Freight Lines Total			3	1	02/12/15	07/01/15	Dec-15	229,942	325,493	202,481	262,758	60,278	25,125	11,475	-	-	-	49,084	49,084	
C	TSS Atlanta	N	TSS Atlanta	37	1	02/12/18	09/28/18	Nov-18	1,159,750	1,690,025	1,091,747	1,170,650	78,902	66,938	29,343	-	-	-	481,781	481,781	
C	TSS Atlanta	N Total		37	1	02/12/18	09/28/18	Nov-18	1,159,750	1,690,025	1,091,747	1,170,650	78,902	66,938	29,343	-	-	-	481,781	481,781	
C	TSS Atlanta Total			37	1	02/12/18	09/28/18	Nov-18	1,159,750	1,690,025	1,091,747	1,170,650	78,902	66,938	29,343	-	-	-	481,781	481,781	
C	Three Dragons Karate LLC	N	Three Dragons Karate LLC	9	3	06/26/17	09/17/19	Dec-19	165,000	212,275	146,731	196,231	49,500	16,044	-	-	-	-	-	-	
C	Three Dragons Karate LLC	N Total		9	3	06/26/17	09/17/19	Dec-19	165,000	212,275	146,731	196,231	49,500	16,044	-	-	-	-	-	-	
C	Three Dragons Karate LLC	Y	Three Dragons Karate LLC	1	-	01/02/20	01/02/20	Feb-20	7,500	10,500	7,500	8,460	960	2,040	-	-	-	-	-	-	
C	Three Dragons Karate LLC	Y Total		1	-	01/02/20	01/02/20	Feb-20	7,500	10,500	7,500	8,460	960	2,040	-	-	-	-	-	-	
C	Three Dragons Karate LLC Total			10	3	06/26/17	01/02/20	Feb-20	172,500	222,775	154,231	204,691	50,460	16,044	2,040	-	-	-	-	-	
C	Ten Eleven Grill	N	Ten Eleven Grill	15	3	12/03/18	05/31/19	Oct-19	100,605	128,987	84,532	75,928	(8,604)	2,217	13,892	410	-	-	37,361	37,361	
C	Ten Eleven Grill	N Total		15	3	12/03/18	05/31/19	Oct-19	100,605	128,987	84,532	75,928	(8,604)	2,217	13,892	410	-	-	37,361	37,361	
C	Ten Eleven Grill Total			15	3	12/03/18	05/31/19	Oct-19	100,605	128,987	84,532	75,928	(8,604)	2,217	13,892	410	-	-	37,361	37,361	
C	Testerman Heating And Cooling	N	Testerman Heating And Cooling	3	2	07/24/17	01/19/18	May-18	58,217	84,670	30,230	58,453	28,223	26,217	-	-	-	-	-	-	
C	Testerman Heating And Cooling	N Total		3	2	07/24/17	01/19/18	May-18	58,217	84,670	30,230	58,453	28,223	26,217	-	-	-	-	-	-	
C	Testerman Heating And Cooling Total			3	2	07/24/17	01/19/18	May-18	58,217	84,670	30,230	58,453	28,223	26,217	-	-	-	-	-	-	
C	Top Gunn Family Construction	Y	Top Gunn Family Construction	2	1	02/13/20	05/06/20	Jun-20	15,000	20,850	10,190	16,415	6,225	4,510	75	8,210	-	-	-	-	
C	Top Gunn Family Construction	Y Total		2	1	02/13/20	05/06/20	Jun-20	15,000	20,850	10,190	16,415	6,225	4,510	75	8,210	-	-	-	-	
C	Top Gunn Family Construction Total			2	1	02/13/20	05/06/20	Jun-20	15,000	20,850	10,190	16,415	6,225	4,510	75	8,210	-	-	-	-	
C	Turn 4 Automotive	N	Turn 4 Automotive	18	1	12/27/16	08/14/17	Dec-19	74,338	111,507	72,348	85,031	12,683	27,875	1,400	-	-	-	-	-	
C	Turn 4 Automotive	N Total		18	1	12/27/16	08/14/17	Dec-19	74,338	111,507	72,348	85,031	12,683	27,875	1,400	-	-	-	-	-	
C	Turn 4 Automotive Total			18	1	12/27/16	08/14/17	Dec-19	74,338	111,507	72,348	85,031	12,683	27,875	1,400	-	-	-	-	-	
C	Tax Solutions	N	Tax Solutions	3	2	06/21/17	01/29/18	Mar-18	33,094	46,928	19,750	35,033	15,283	12,094	200	-	-	-	-	-	
C	Tax Solutions	N Total		3	2	06/21/17	01/29/18	Mar-18	33,094	46,928	19,750	35,033	15,283	12,094	200	-	-	-	-	-	
C	Tax Solutions Total			3	2	06/21/17	01/29/18	Mar-18	33,094	46,928	19,750	35,033	15,283	12,094	200	-	-	-	-	-	
C	Tech 1 Auto	N	Tech 1 Auto	2	1	03/05/15	05/26/15	Oct-15	22,581	32,213	17,410	22,097	4,687	4,581	1,094	-	-	-	6,628	6,628	
C	Tech 1 Auto	N Total		2	1	03/05/15	05/26/15	Oct-15	22,581	32,213	17,410	22,097	4,687	4,581	1,094	-	-	-	6,628	6,628	
C	Tech 1 Auto Total			2	1	03/05/15	05/26/15	Oct-15	22,581	32,213	17,410	22,097	4,687	4,581	1,094	-	-	-	6,628	6,628	
C	TLC Center Of Cleveland County	N	TLC Center Of Cleveland County	1	1	11/15/19	11/15/19	Jan-20	7,000	9,730	6,790	5,838	(952)	3,892	-	-	-	-	-	-	
C	TLC Center Of Cleveland County	N Total		1	1	11/15/19	11/15/19	Jan-20	7,000	9,730</											

Securities and Exchange Commission, Plaintiff,
v.
Complete Business Solutions Group, Inc. d/b/a Par Funding et. al., Defendants.
CASE NO. 9:20-cv-81205
UNITED STATES DISTRICT COURT
SOUTHERN DISTRICT OF FLORIDA

Category C - Detail of CBSG MCA Suites Activity for the period from 2012 through July 27, 2020

Source: MCA Suites		Total Advances and Repayments per MCA Suites							Cash Advances and Repayments per MCA Suites			Transactional Data per MCA Suites				A/R Balance (Note 10)				
Category (Note 1)	Merchant Grouping (Note 11)	Funded After 01/01/20	Merchant Name (Note 8)	Total # of Deals (Note 2)	Deals with Reload (Note 3)	First Funding Date (Note 12)	Last Funding Date (Note 12)	Month of Last Payment (Note 13)	A	B	C	D	E=D-C	F	G	H	I	J	K	L=J+K
									Advance Amount (Note 4)	Payback (Note 5)	Net Cash Advanced (Note 6)	Total Cash Repayments (Note 7)	Net Cash Surplus (Deficit)	Total Reload (Note 9)	Total Write-off (Note 8)	Total Fee (Note 8)	Total Collections 06/2020-07/27/2020 (Note 7)	Active A/R	Default A/R	Total A/R
C	TLC Center Of Cleveland County	Y Total		1	-	01/29/20	01/29/20	Jun-20	7,000	10,430	2,988	10,580	7,592			150	1,679	-	-	-
C	TLC Center Of Cleveland County			2	1	11/15/19	01/29/20	Jun-20	14,000	20,160	9,778	16,418	6,640	3,892		150	1,679	-	-	-
C	Twenty First Century Financia	N	Twenty First Century Financia	2	1	05/22/13	06/05/13	Aug-13	108,477	148,499	59,601	22,958	(36,643)	48,477		7,743		-	84,807	84,807
C	Twenty First Century Financia	N Total		2	1	05/22/13	06/05/13	Aug-13	108,477	148,499	59,601	22,958	(36,643)	48,477		7,743		-	84,807	84,807
C	Twenty First Century Financial			2	1	05/22/13	06/05/13	Aug-13	108,477	148,499	59,601	22,958	(36,643)	48,477		7,743		-	84,807	84,807
C	To The Top Tree Service	N	To The Top Tree Service	3	1	06/05/17	08/14/18	Nov-18	30,500	40,545	26,970	37,570	10,600	2,975				-	-	-
C	To The Top Tree Service	N Total		3	1	06/05/17	08/14/18	Nov-18	30,500	40,545	26,970	37,570	10,600	2,975				-	-	-
C	To The Top Tree Service			3	1	06/05/17	08/14/18	Nov-18	30,500	40,545	26,970	37,570	10,600	2,975				-	-	-
C	Superior Metal Finishing	N	Superior Metal Finishing	8	3	09/16/16	04/10/18	Sep-19	418,114	593,354	330,716	531,600	200,884	63,114	13,950	15,310		-	-	-
C	Superior Metal Finishing	N Total		8	3	09/16/16	04/10/18	Sep-19	418,114	593,354	330,716	531,600	200,884	63,114	13,950	15,310		-	-	-
C	Superior Metal Finishing			8	3	09/16/16	04/10/18	Sep-19	418,114	593,354	330,716	531,600	200,884	63,114	13,950	15,310		-	-	-
C	Victory Support Services	N	Victory Support Services	21	2	04/20/18	09/10/18	Dec-18	115,800	160,500	69,885	116,415	46,530	44,535		450		-	-	-
C	Victory Support Services	N Total		21	2	04/20/18	09/10/18	Dec-18	115,800	160,500	69,885	116,415	46,530	44,535		450		-	-	-
C	Victory Support Services			21	2	04/20/18	09/10/18	Dec-18	115,800	160,500	69,885	116,415	46,530	44,535		450		-	-	-
C	The Barach Group	N	The Barach Group	2	-	06/07/17	08/29/18	Jan-19	195,000	276,900	190,964	127,500	(63,464)			(19,250)		-	130,150	130,150
C	The Barach Group	N Total		2	-	06/07/17	08/29/18	Jan-19	195,000	276,900	190,964	127,500	(63,464)			(19,250)		-	130,150	130,150
C	The Barach Group			2	-	06/07/17	08/29/18	Jan-19	195,000	276,900	190,964	127,500	(63,464)			(19,250)		-	130,150	130,150
C	T Harris Salon	N	T Harris Salon	9	3	12/08/16	07/06/17	Dec-17	50,600	71,248	35,334	58,877	23,543	13,571		1,200		-	-	-
C	T Harris Salon	N Total		9	3	12/08/16	07/06/17	Dec-17	50,600	71,248	35,334	58,877	23,543	13,571		1,200		-	-	-
C	T Harris Salon			9	3	12/08/16	07/06/17	Dec-17	50,600	71,248	35,334	58,877	23,543	13,571		1,200		-	-	-
C	Tec Events LLC	N	Tec Events LLC	3	2	03/15/18	08/06/18	Jul-19	48,005	66,261	37,951	37,965	14	8,505	27,386	7,594		-	(0)	(0)
C	Tec Events LLC	N Total		3	2	03/15/18	08/06/18	Jul-19	48,005	66,261	37,951	37,965	14	8,505	27,386	7,594		-	(0)	(0)
C	Tec Events LLC			3	2	03/15/18	08/06/18	Jul-19	48,005	66,261	37,951	37,965	14	8,505	27,386	7,594		-	(0)	(0)
C	The Manhattan Company	N	The Manhattan Company	4	1	05/16/17	08/29/18	Nov-18	775,000	1,000,250	724,414	722,750	(1,664)	46,550		8,125		-	239,075	239,075
C	The Manhattan Company	N Total		4	1	05/16/17	08/29/18	Nov-18	775,000	1,000,250	724,414	722,750	(1,664)	46,550		8,125		-	239,075	239,075
C	The Manhattan Company			4	1	05/16/17	08/29/18	Nov-18	775,000	1,000,250	724,414	722,750	(1,664)	46,550		8,125		-	239,075	239,075
C	Zis Ammo	N	Zis Ammo	11	9	05/12/17	10/31/19	Dec-19	244,611	330,025	113,442	166,751	53,309	129,369		300		-	34,205	34,205
C	Zis Ammo	N Total		11	9	05/12/17	10/31/19	Dec-19	244,611	330,025	113,442	166,751	53,309	129,369		300		-	34,205	34,205
C	Zis Ammo			11	9	05/12/17	10/31/19	Dec-19	244,611	330,025	113,442	166,751	53,309	129,369		300		-	34,205	34,205
C	Taber Wood Products	N	Taber Wood Products	15	6	09/23/16	07/17/19	Oct-19	181,857	246,996	106,860	149,673	42,812	29,163	43,840	842		-	25,163	25,163
C	Taber Wood Products	N Total		15	6	09/23/16	07/17/19	Oct-19	181,857	246,996	106,860	149,673	42,812	29,163	43,840	842		-	25,163	25,163
C	Taber Wood Products			15	6	09/23/16	07/17/19	Oct-19	181,857	246,996	106,860	149,673	42,812	29,163	43,840	842		-	25,163	25,163
C	Zoe Bio Creative	N	Zoe Bio Creative	3	1	08/20/18	12/12/18	May-19	112,094	148,848	82,947	121,754	38,807	27,094				-	-	-
C	Zoe Bio Creative	N Total		3	1	08/20/18	12/12/18	May-19	112,094	148,848	82,947	121,754	38,807	27,094				-	-	-
C	Zoe Bio Creative			3	1	08/20/18	12/12/18	May-19	112,094	148,848	82,947	121,754	38,807	27,094				-	-	-
C	Spread Bagelry	N	Spread Bagelry	3	1	02/28/14	10/05/17	Mar-18	35,000	46,050	33,965	37,446	3,481	785		300		-	8,119	8,119
C	Spread Bagelry	N Total		3	1	02/28/14	10/05/17	Mar-18	35,000	46,050	33,965	37,446	3,481	785		300		-	8,119	8,119
C	Spread Bagelry			3	1	02/28/14	10/05/17	Mar-18	35,000	46,050	33,965	37,446	3,481	785		300		-	8,119	8,119
C	The Bear Diner	N	The Bear Diner	2	1	07/14/15	12/07/15	Jun-16	28,606	38,188	25,000	34,582	9,582	3,606				-	-	-
C	The Bear Diner	N Total		2	1	07/14/15	12/07/15	Jun-16	28,606	38,188	25,000	34,582	9,582	3,606				-	-	-
C	The Bear Diner			2	1	07/14/15	12/07/15	Jun-16	28,606	38,188	25,000	34,582	9,582	3,606				-	-	-
C	The Razor Lounge	N	The Razor Lounge	5	3	03/23/18	09/24/18	Oct-19	81,721	109,704	45,916	52,359	6,443	34,221		7,890		-	31,013	31,013
C	The Razor Lounge	N Total		5	3	03/23/18	09/24/18	Oct-19	81,721	109,704	45,916	52,359	6,443	34,221		7,890		-	31,013	31,013
C	The Razor Lounge			5	3	03/23/18	09/24/18	Oct-19	81,721	109,704	45,916	52,359	6,443	34,221		7,890		-	31,013	31,013
C	Sunny Supermarket	N	Sunny Supermarket	8	3	09/02/15	02/01/17	Jun-19	320,800	389,900	286,478	359,675	73,197	32,400		2,175		-	-	-
C	Sunny Supermarket	N Total		8	3	09/02/15	02/01/17	Jun-19	320,800	389,900	286,478	359,675	73,197	32,400		2,175		-	-	-
C	Sunny Supermarket			8	3	09/02/15	02/01/17	Jun-19	320,800	389,900	286,478	359,675	73,197	32,400		2,175		-	-	-
C	Wasatch Back Cleaning Company	N	Wasatch Back Cleaning Company	2	1	06/05/19	10/18/19	Mar-20	20,000	28,400	18,272	27,772	9,500	1,428	475	1,275		-	-	-
C	Wasatch Back Cleaning Company	N Total		2	1	06/05/19	10/18/19	Mar-20	20,000	28,400	18,272	27,772	9,500	1,428	475	1,275		-	-	-
C	Wasatch Back Cleaning Company			2	1	06/05/19	10/18/19	Mar-20	20,000	28,400	18,272	27,772	9,500	1,428	475	1,275		-	-	-

Securities and Exchange Commission, Plaintiff,
 v.
 Complete Business Solutions Group, Inc. d/b/a Par Funding et. al., Defendants.
 CASE NO. 9:20-cv-81205
 UNITED STATES DISTRICT COURT
 SOUTHERN DISTRICT OF FLORIDA

Category C - Detail of CBSG MCA Suites Activity for the period from 2012 through July 27, 2020

Source: MCA Suites										Total Advances and Repayments per MCA Suites		Cash Advances and Repayments per MCA Suites			Transactional Data per MCA Suites				A/R Balance (Note 10)		
Category (Note 1)	Merchant Grouping (Note 11)	Funded After 01/01/20	Merchant Name (Note 8)	Total # of Deals (Note 2)	Deals with Reioad (Note 3)	First Funding Date (Note 12)	Last Funding Date (Note 12)	Month of Last Payment (Note 13)	Advance Amount (Note 4)	Payback (Note 5)	Net Cash Advanced (Note 6)	Total Cash Repayments (Note 7)	Net Cash Surplus (Deficit)	Total Reload (Note 9)	Total Write-off (Note 8)	Total Fee (Note 8)	Total Collections 06/2020-07/27/2020 (Note 7)	Active A/R	Default A/R	Total A/R	
																					A
C	Wasatch Back Cleaning Company			2	1	06/05/19	10/18/19	Mar-20	20,000	28,400	18,272	27,772	9,500	1,428	475	1,275		-	-	-	
C	StyleAddict	N	StyleAddict	2	1	06/25/13	10/21/13	Sep-15	10,093	14,095	7,746	13,877	6,131	983	2,475		-	1,710	1,710		
C	StyleAddict	N Total		2	1	06/25/13	10/21/13	Sep-15	10,093	14,095	7,746	13,877	6,131	983	2,475		-	1,710	1,710		
C	StyleAddict Total			2	1	06/25/13	10/21/13	Sep-15	10,093	14,095	7,746	13,877	6,131	983	2,475		-	1,710	1,710		
C	Tracer Roofing	N	Tracer Roofing	5	1	04/04/19	10/04/19	Feb-20	625,000	802,750	592,595	778,550	185,955	24,800	600		-	-	-		
C	Tracer Roofing	N Total		5	1	04/04/19	10/04/19	Feb-20	625,000	802,750	592,595	778,550	185,955	24,800	600		-	-	-		
C	Tracer Roofing Total			5	1	04/04/19	10/04/19	Feb-20	625,000	802,750	592,595	778,550	185,955	24,800	600		-	-	-		
C	St George Projects	N	St George Projects	11	2	01/05/18	10/04/18	Oct-19	166,513	235,459	117,584	143,098	25,514	47,111	49,275	4,025		(0)	(0)		
C	St George Projects	N Total		11	2	01/05/18	10/04/18	Oct-19	166,513	235,459	117,584	143,098	25,514	47,111	49,275	4,025		(0)	(0)		
C	St George Projects Total			11	2	01/05/18	10/04/18	Oct-19	166,513	235,459	117,584	143,098	25,514	47,111	49,275	4,025		(0)	(0)		
C	The Dry Clean Factory	N	The Dry Clean Factory	4	2	09/04/18	03/15/19	Oct-19	30,677	39,938	27,345	36,403	9,058	2,747		1,000		1,788	1,788		
C	The Dry Clean Factory	N Total		4	2	09/04/18	03/15/19	Oct-19	30,677	39,938	27,345	36,403	9,058	2,747		1,000		1,788	1,788		
C	The Dry Clean Factory Total			4	2	09/04/18	03/15/19	Oct-19	30,677	39,938	27,345	36,403	9,058	2,747		1,000		1,788	1,788		
C	The Seafood Sher	N	The Seafood Sher	3	2	07/24/18	12/14/18	Feb-19	121,571	167,800	88,497	136,229	47,732	31,571				-	-		
C	The Seafood Shed	N Total		3	2	07/24/18	12/14/18	Feb-19	121,571	167,800	88,497	136,229	47,732	31,571				-	-		
C	The Seafood Shed Total			3	2	07/24/18	12/14/18	Feb-19	121,571	167,800	88,497	136,229	47,732	31,571				-	-		
C	Under The Sun Clothing	N	Under The Sun Clothing	8	2	08/17/18	09/28/18	Oct-19	20,190	27,166	20,155	18,443	(1,712)		2,000			10,723	10,723		
C	Under The Sun Clothing	N Total		8	2	08/17/18	09/28/18	Oct-19	20,190	27,166	20,155	18,443	(1,712)		2,000			10,723	10,723		
C	Under The Sun Clothing Total			8	2	08/17/18	09/28/18	Oct-19	20,190	27,166	20,155	18,443	(1,712)		2,000			10,723	10,723		
C	The Zoo Health Club (Strong Arms)	N	The Zoo Health Club (Strong Arms)	2	1	07/12/18	08/29/18	Dec-18	24,000	32,220	17,447	26,217	8,770	6,003				-	-		
C	The Zoo Health Club (Strong Arms)	N Total		2	1	07/12/18	08/29/18	Dec-18	24,000	32,220	17,447	26,217	8,770	6,003				-	-		
C	The Zoo Health Club (Strong Arms) Total			2	1	07/12/18	08/29/18	Dec-18	24,000	32,220	17,447	26,217	8,770	6,003				-	-		
C	Union Auto Towing	N	Union Auto Towing	2	1	04/25/13	06/26/13	Jan-14	30,265	41,295	24,351	36,030	11,679	5,265				-	-		
C	Union Auto Towing	N Total		2	1	04/25/13	06/26/13	Jan-14	30,265	41,295	24,351	36,030	11,679	5,265				-	-		
C	Union Auto Towing Total			2	1	04/25/13	06/26/13	Jan-14	30,265	41,295	24,351	36,030	11,679	5,265				-	-		
C	West Coast Cores	N	West Coast Cores	22	3	06/22/18	10/17/18	Feb-19	388,791	520,893	304,068	436,805	132,737	84,688	600			-	-		
C	West Coast Cores	N Total		22	3	06/22/18	10/17/18	Feb-19	388,791	520,893	304,068	436,805	132,737	84,688	600			-	-		
C	West Coast Cores Total			22	3	06/22/18	10/17/18	Feb-19	388,791	520,893	304,068	436,805	132,737	84,688	600			-	-		
C	Stewards Transmission	N	Stewards Transmission	6	4	08/11/16	11/02/18	Nov-18	60,816	85,142	47,301	73,326	26,025	11,816				-	-		
C	Stewards Transmission	N Total		6	4	08/11/16	11/02/18	Nov-18	60,816	85,142	47,301	73,326	26,025	11,816				-	-		
C	Stewards Transmission Total			6	4	08/11/16	11/02/18	Nov-18	60,816	85,142	47,301	73,326	26,025	11,816				-	-		
C	Wharf Harbor Sales	N	Wharf Harbor Sales	12	1	05/31/17	08/10/17	Mar-19	95,013	132,716	49,901	89,175	39,274	44,117	575			-	-		
C	Wharf Harbor Sales	N Total		12	1	05/31/17	08/10/17	Mar-19	95,013	132,716	49,901	89,175	39,274	44,117	575			-	-		
C	Wharf Harbor Sales Total			12	1	05/31/17	08/10/17	Mar-19	95,013	132,716	49,901	89,175	39,274	44,117	575			-	-		
C	Whitaker Enterprise	N	Whitaker Enterprise	15	3	03/05/19	05/28/19	Jan-20	161,576	219,656	149,231	98,153	(51,078)	11,760	575			110,318	110,318		
C	Whitaker Enterprise	N Total		15	3	03/05/19	05/28/19	Jan-20	161,576	219,656	149,231	98,153	(51,078)	11,760	575			110,318	110,318		
C	Whitaker Enterprise Total			15	3	03/05/19	05/28/19	Jan-20	161,576	219,656	149,231	98,153	(51,078)	11,760	575			110,318	110,318		
C	Urban Naturals Salon	N	Urban Naturals Salon	16	2	01/22/19	10/08/19	Jan-20	81,700	115,031	41,922	62,591	20,669	26,834	11,799	825		14,632	14,632		
C	Urban Naturals Salon	N Total		16	2	01/22/19	10/08/19	Jan-20	81,700	115,031	41,922	62,591	20,669	26,834	11,799	825		14,632	14,632		
C	Urban Naturals Salon Total			16	2	01/22/19	10/08/19	Jan-20	81,700	115,031	41,922	62,591	20,669	26,834	11,799	825		14,632	14,632		
C	Tic Tac Towing	N	Tic Tac Towing	7	4	08/05/15	07/30/19	Aug-19	113,048	158,407	74,566	82,121	7,554	34,387	2,225			44,124	44,124		
C	Tic Tac Towing	N Total		7	4	08/05/15	07/30/19	Aug-19	113,048	158,407	74,566	82,121	7,554	34,387	2,225			44,124	44,124		
C	Tic Tac Towing Total			7	4	08/05/15	07/30/19	Aug-19	113,048	158,407	74,566	82,121	7,554	34,387	2,225			44,124	44,124		
C	The Field Home Gyms (Savage Fitness)	N	The Field Home Gyms (Savage Fitness)	17	2	04/30/19	08/06/19	Dec-19	102,850	139,990	101,785	117,596	15,811		23,369	975		-	-		
C	The Field Home Gyms (Savage Fitness)	N Total		17	2	04/30/19	08/06/19	Dec-19	102,850	139,990	101,785	117,596	15,811		23,369	975		-	-		
C	The Field Home Gyms (Savage Fitness) Total			17	2	04/30/19	08/06/19	Dec-19	102,850	139,990	101,785	117,596	15,811		23,369	975		-	-		
C	Ticket Guys	N	Ticket Guys	11	3	09/27/13	06/10/15	Mar-20	1,460,990	1,863,170	1,005,465	1,090,518	85,053	467,804	57,105			361,953	361,953		
C	Ticket Guys	N Total		11	3	09/27/13	06/10/15	Mar-20	1,460,990	1,863,170	1,005,465	1,090,518	85,053	467,804	57,105			361,953	361,953		
C	Ticket Guys Total			11	3	09/27/13	06/10/15	Mar-20	1,460,990	1,863,170	1,005,465	1,090,518	85,053	467,804	57,105			361,953	361,953		

Securities and Exchange Commission, Plaintiff,
v.
Complete Business Solutions Group, Inc. d/b/a Par Funding et. al., Defendants.
CASE NO. 9:20-cv-81205
UNITED STATES DISTRICT COURT
SOUTHERN DISTRICT OF FLORIDA

Category C - Detail of CBSG MCA Suites Activity for the period from 2012 through July 27, 2020

Source: MCA Suites		Total Advances and Repayments per MCA Suites							Cash Advances and Repayments per MCA Suites			Transactional Data per MCA Suites				A/R Balance (Note 10)				
Category (Note 1)	Merchant Grouping (Note 11)	Funded After 01/01/20	Merchant Name (Note 8)	Total # of Deals (Note 2)	Deals with Reload (Note 3)	First Funding Date (Note 12)	Last Funding Date (Note 12)	Month of Last Payment (Note 13)	A	B	C	D	E=D-C	F	G	H	I	J	K	L=J+K
									Advance Amount (Note 4)	Payback (Note 5)	Net Cash Advanced (Note 6)	Total Cash Repayments (Note 7)	Net Cash Surplus (Deficit)	Total Reload (Note 9)	Total Write-off (Note 8)	Total Fee (Note 8)	Total Collections 06/2020-07/27/2020 (Note 7)	Active A/R	Default A/R	Total A/R
C	Usa Cross Energy Services	N	Usa Cross Energy Services	2	1	04/02/14	06/12/14	Sep-15	120,000	168,000	79,832	104,990	25,158	37,228		5,436		-	31,219	31,219
C	Usa Cross Energy Services	N Total		2	1	04/02/14	06/12/14	Sep-15	120,000	168,000	79,832	104,990	25,158	37,228		5,436		-	31,219	31,219
C	Usa Cross Energy Services Total			2	1	04/02/14	06/12/14	Sep-15	120,000	168,000	79,832	104,990	25,158	37,228		5,436		-	31,219	31,219
C	Tammy Tran Attorneys At Law	N	Tammy Tran Attorneys At Law	10	3	01/05/18	08/28/19	Mar-20	956,099	1,208,834	525,840	392,086	(133,754)	425,628		24,007		-	415,128	415,128
C	Tammy Tran Attorneys At Law	N Total		10	3	01/05/18	08/28/19	Mar-20	956,099	1,208,834	525,840	392,086	(133,754)	425,628		24,007		-	415,128	415,128
C	Tammy Tran Attorneys At Law Total			10	3	01/05/18	08/28/19	Mar-20	956,099	1,208,834	525,840	392,086	(133,754)	425,628		24,007		-	415,128	415,128
C	Straws Electric	N	Straws Electric	2	1	08/03/18	10/10/18	Nov-18	33,493	46,740	20,225	34,022	13,797	12,719				-		-
C	Straws Electric	N Total		2	1	08/03/18	10/10/18	Nov-18	33,493	46,740	20,225	34,022	13,797	12,719				-		-
C	Straws Electric Total			2	1	08/03/18	10/10/18	Nov-18	33,493	46,740	20,225	34,022	13,797	12,719				-		-
C	Witchey Enterprises	N	Witchey Enterprises	17	1	10/25/17	12/12/18	Feb-19	330,778	456,263	316,477	310,737	(5,740)	13,767		2,075		-	133,834	133,834
C	Witchey Enterprises	N Total		17	1	10/25/17	12/12/18	Feb-19	330,778	456,263	316,477	310,737	(5,740)	13,767		2,075		-	133,834	133,834
C	Witchey Enterprises Total			17	1	10/25/17	12/12/18	Feb-19	330,778	456,263	316,477	310,737	(5,740)	13,767		2,075		-	133,834	133,834
C	Star Makers	N	Star Makers	2	1	09/01/16	11/18/16	Oct-17	19,704	27,586	14,402	25,332	10,930	4,704		2,450		-	-	-
C	Star Makers	N Total		2	1	09/01/16	11/18/16	Oct-17	19,704	27,586	14,402	25,332	10,930	4,704		2,450		-	-	-
C	Star Makers Total			2	1	09/01/16	11/18/16	Oct-17	19,704	27,586	14,402	25,332	10,930	4,704		2,450		-	-	-
C	WM Chapman	N	WM Chapman	4	2	01/31/14	05/23/14	Oct-14	151,463	208,225	110,981	115,147	4,166	36,464		19,458		-	76,073	76,073
C	WM Chapman	N Total		4	2	01/31/14	05/23/14	Oct-14	151,463	208,225	110,981	115,147	4,166	36,464		19,458		-	76,073	76,073
C	WM Chapman Total			4	2	01/31/14	05/23/14	Oct-14	151,463	208,225	110,981	115,147	4,166	36,464		19,458		-	76,073	76,073
C	Sweet Shop Cafe	N	Sweet Shop Cafe	4	3	07/18/16	12/01/16	Jun-17	19,060	27,184	13,692	16,705	3,013	4,918		1,944		-	7,505	7,505
C	Sweet Shop Cafe	N Total		4	3	07/18/16	12/01/16	Jun-17	19,060	27,184	13,692	16,705	3,013	4,918		1,944		-	7,505	7,505
C	Sweet Shop Cafe Total			4	3	07/18/16	12/01/16	Jun-17	19,060	27,184	13,692	16,705	3,013	4,918		1,944		-	7,505	7,505
C	Sullens Enterprises	N	Sullens Enterprises	3	1	09/04/18	09/20/18	Jan-19	40,806	56,419	38,770	27,737	(11,033)	1,967		3,593		-	30,309	30,309
C	Sullens Enterprises	N Total		3	1	09/04/18	09/20/18	Jan-19	40,806	56,419	38,770	27,737	(11,033)	1,967		3,593		-	30,309	30,309
C	Sullens Enterprises Total			3	1	09/04/18	09/20/18	Jan-19	40,806	56,419	38,770	27,737	(11,033)	1,967		3,593		-	30,309	30,309
C	Sylvain Analytics	N	Sylvain Analytics	27	1	12/05/18	05/15/19	Jun-19	706,169	981,195	657,224	911,370	254,146	44,625	25,200		-	-	-	-
C	Sylvain Analytics	N Total		27	1	12/05/18	05/15/19	Jun-19	706,169	981,195	657,224	911,370	254,146	44,625	25,200		-	-	-	-
C	Sylvain Analytics	Y	Sylvain Analytics	1	-	01/06/20	01/06/20	Jul-20	100,000	99,965	119,000	119,000	19,035			22,167		-	-	-
C	Sylvain Analytics	Y Total		1	-	01/06/20	01/06/20	Jul-20	100,000	99,965	119,000	119,000	19,035			22,167		-	-	-
C	Sylvain Analytics Total			28	1	12/05/18	01/06/20	Jul-20	806,169	1,100,195	757,189	1,030,370	273,181	44,625	25,200	22,167		-	-	-
C	TKO Cleaning Services	N	TKO Cleaning Services	11	6	03/02/18	11/15/19	Feb-20	77,500	100,550	66,756	84,817	18,061	15,733				-	-	-
C	TKO Cleaning Services	N Total		11	6	03/02/18	11/15/19	Feb-20	77,500	100,550	66,756	84,817	18,061	15,733				-	-	-
C	TKO Cleaning Services	Y	TKO Cleaning Services	2	-	01/21/20	02/19/20	Jul-20	16,000	21,440	9,437	21,440	12,003			3,780		-	-	-
C	TKO Cleaning Services	Y Total		2	-	01/21/20	02/19/20	Jul-20	16,000	21,440	9,437	21,440	12,003			3,780		-	-	-
C	TKO Cleaning Services Total			13	6	03/02/18	02/19/20	Jul-20	93,500	121,990	76,193	106,257	30,064	15,733		3,780		-	-	-
C	Symo Corporation	N	Symo Corporation	7	4	03/08/16	05/16/17	Dec-17	236,652	321,536	134,703	126,529	(8,174)	99,152		2,585		-	98,440	98,440
C	Symo Corporation	N Total		7	4	03/08/16	05/16/17	Dec-17	236,652	321,536	134,703	126,529	(8,174)	99,152		2,585		-	98,440	98,440
C	Symo Corporation Total			7	4	03/08/16	05/16/17	Dec-17	236,652	321,536	134,703	126,529	(8,174)	99,152		2,585		-	98,440	98,440
C	Wynona Stop By	N	Wynona Stop By	4	2	03/14/18	09/27/18	Mar-19	37,843	52,931	25,492	41,265	15,772	11,666				-	-	-
C	Wynona Stop By	N Total		4	2	03/14/18	09/27/18	Mar-19	37,843	52,931	25,492	41,265	15,772	11,666				-	-	-
C	Wynona Stop By Total			4	2	03/14/18	09/27/18	Mar-19	37,843	52,931	25,492	41,265	15,772	11,666				-	-	-
C	The Hair Company	N	The Hair Company	2	1	03/01/13	06/26/13	Sep-13	71,291	96,317	59,351	85,477	26,126	10,915		75		-	-	-
C	The Hair Company	N Total		2	1	03/01/13	06/26/13	Sep-13	71,291	96,317	59,351	85,477	26,126	10,915		75		-	-	-
C	The Hair Company Total			2	1	03/01/13	06/26/13	Sep-13	71,291	96,317	59,351	85,477	26,126	10,915		75		-	-	-
C	Xcellent Carpet Cleaning	N	Xcellent Carpet Cleaning	2	1	01/30/17	04/14/17	Jan-20	11,000	15,400	7,918	10,885	2,967	3,200		5,233		-	5,233	5,233
C	Xcellent Carpet Cleaning	N Total		2	1	01/30/17	04/14/17	Jan-20	11,000	15,400	7,918	10,885	2,967	3,200		5,233		-	5,233	5,233
C	Xcellent Carpet Cleaning Total			2	1	01/30/17	04/14/17	Jan-20	11,000	15,400	7,918	10,885	2,967	3,200		5,233		-	5,233	5,233
C	VD Audio Rental	N	VD Audio Rental	3	2	12/22/15	07/08/16	Nov-16	83,962	105,962	53,832	77,475	23,643	28,962		475		-	-	-
C	VD Audio Rental	N Total		3	2	12/22/15	07/08/16	Nov-16	83,962	105,962	53,832	77,475	23,643	28,962		475		-	-	-
C	VD Audio Rental Total			3	2	12/22/15	07/08/16	Nov-16	83,962	105,962	53,832	77,475	23,643	28,962		475		-	-	-
C	Xtreme Site Services	N	Xtreme Site Services	2	2	08/30/18	08/30/18	Sep-19	57,553	73,974	57,518	43,150	(14,367)	-		7,725		-	38,548	38,548
C	Xtreme Site Services	N Total		2	2	08/30/18	08/30/18	Sep-19	57,553	73,974	57,518	43,150	(14,367)	-		7,725		-	38,548	38,548
C	Xtreme Site Services Total			2	2	08/30/18	08/30/18	Sep-19	57,553	73,974	57,518	43,150	(14,367)	-		7,725		-	38,548	38,548
C	T and C Trucking	N	T and C Trucking	2	1	08/24/18	01/04/19	Aug-19	441,753	623,455	395,710	583,804	188,094	39,875		225		-	-	-
C	T and C Trucking	N Total		2	1	08/24/18	01/04/19	Aug-19	441,753	623,455	395,710	583,804	188,094	39,875		225		-	-	-
C	T and C Trucking	Y	T and C Trucking	1	-	01/22/20	01/22/20	Mar-20	300,000	420,000	300,000	60,000	(240,000)	300		360,300		-	360,300	360,300

Securities and Exchange Commission, Plaintiff,
v.
Complete Business Solutions Group, Inc. d/b/a Par Funding et. al., Defendants.
CASE NO. 9:20-cv-81205
UNITED STATES DISTRICT COURT
SOUTHERN DISTRICT OF FLORIDA

Category C - Detail of CBSG MCA Suites Activity for the period from 2012 through July 27, 2020

Source: MCA Suites										Total Advances and Repayments per MCA Suites		Cash Advances and Repayments per MCA Suites			Transactional Data per MCA Suites				A/R Balance (Note 10)		
Category (Note 1)	Merchant Grouping (Note 11)	Funded After 01/01/20	Merchant Name (Note 8)	Total # of Deals (Note 2)	Deals with Reioad (Note 3)	First Funding Date (Note 12)	Last Funding Date (Note 12)	Month of Last Payment (Note 13)	Advance Amount (Note 4)	Payback (Note 5)	Net Cash Advanced (Note 6)	Total Cash Repayments (Note 7)	E=D-C	Total Reload (Note 9)	Total Write-off (Note 8)	Total Fee (Note 8)	Total Collections 06/2020-07/27/2020 (Note 7)	Active A/R	Default A/R	Total A/R	
																					A
C	T and C Trucking	Y Total		1	-	01/22/20	01/22/20	Mar-20	300,000	420,000	300,000	60,000	(240,000)			300			360,300	360,300	
C	T and C Trucking			3	1	08/24/18	01/22/20	Mar-20	741,753	1,043,455	695,710	643,804	(51,906)	39,875	525				360,300	360,300	
C	Team We	N	Team We	4	3	09/07/18	12/06/18	Feb-19	57,000	76,060	34,692	46,297	11,605	20,938	9,650	825					
C	Team We	N Total		4	3	09/07/18	12/06/18	Feb-19	57,000	76,060	34,692	46,297	11,605	20,938	9,650	825					
C	Team We Total			4	3	09/07/18	12/06/18	Feb-19	57,000	76,060	34,692	46,297	11,605	20,938	9,650	825					
C	Vicious Cycle	N	Vicious Cycle	6	4	10/18/17	09/19/19	Jul-20	98,665	135,138	67,598	109,021	41,423	30,417	4,300	4,816					
C	Vicious Cycle	N Total		6	4	10/18/17	09/19/19	Jul-20	98,665	135,138	67,598	109,021	41,423	30,417	4,300	4,816					
C	Vicious Cycle Total			6	4	10/18/17	09/19/19	Jul-20	98,665	135,138	67,598	109,021	41,423	30,417	4,300	4,816					
C	Todd Johnson General Contractor	N	Todd Johnson General Contractor	5	1	04/16/15	02/12/16	Jan-18	116,828	172,440	93,716	106,991	13,275	3,491	15,339	13,361			59,980	59,980	
C	Todd Johnson General Contractor	N Total		5	1	04/16/15	02/12/16	Jan-18	116,828	172,440	93,716	106,991	13,275	3,491	15,339	13,361			59,980	59,980	
C	Todd Johnson General Contractor Total			5	1	04/16/15	02/12/16	Jan-18	116,828	172,440	93,716	106,991	13,275	3,491	15,339	13,361			59,980	59,980	
C	The House of Henri	N	The House of Henri	5	3	12/19/16	03/26/18	Jun-19	129,971	182,829	59,826	114,308	54,482	69,346	825						
C	The House of Henri	N Total		5	3	12/19/16	03/26/18	Jun-19	129,971	182,829	59,826	114,308	54,482	69,346	825						
C	The House of Henri Total			5	3	12/19/16	03/26/18	Jun-19	129,971	182,829	59,826	114,308	54,482	69,346	825						
C	Ultra Tech Diecutters	N	Ultra Tech Diecutters	4	3	06/04/18	12/18/18	Feb-19	265,356	355,112	178,477	188,058	9,581	83,681	5,975				89,348	89,348	
C	Ultra Tech Diecutters	N Total		4	3	06/04/18	12/18/18	Feb-19	265,356	355,112	178,477	188,058	9,581	83,681	5,975				89,348	89,348	
C	Ultra Tech Diecutters Total			4	3	06/04/18	12/18/18	Feb-19	265,356	355,112	178,477	188,058	9,581	83,681	5,975				89,348	89,348	
C	Txn Management	N	Txn Management	55	4	02/27/17	10/16/18	Jan-20	10,920,601	14,141,550	3,934,652	3,275,124	(659,528)	2,470,002	4,263,501	33,099			4,166,023	4,166,023	
C	Txn Management	N Total		55	4	02/27/17	10/16/18	Jan-20	10,920,601	14,141,550	3,934,652	3,275,124	(659,528)	2,470,002	4,263,501	33,099			4,166,023	4,166,023	
C	Txn Management Total			55	4	02/27/17	10/16/18	Jan-20	10,920,601	14,141,550	3,934,652	3,275,124	(659,528)	2,470,002	4,263,501	33,099			4,166,023	4,166,023	
C	Shield of Protection	N	Shield of Protection	8	6	02/23/15	06/14/16	Nov-18	525,624	668,709	284,333	417,919	133,586	236,629	1,025				15,186	15,186	
C	Shield of Protection	N Total		8	6	02/23/15	06/14/16	Nov-18	525,624	668,709	284,333	417,919	133,586	236,629	1,025				15,186	15,186	
C	Shield of Protection Total			8	6	02/23/15	06/14/16	Nov-18	525,624	668,709	284,333	417,919	133,586	236,629	1,025				15,186	15,186	
C	Reamy Painting	N	Reamy Painting	2	1	02/17/17	06/15/17	Dec-17	14,159	20,073	11,650	18,214	6,564	2,159	300						
C	Reamy Painting	N Total		2	1	02/17/17	06/15/17	Dec-17	14,159	20,073	11,650	18,214	6,564	2,159	300						
C	Reamy Painting Total			2	1	02/17/17	06/15/17	Dec-17	14,159	20,073	11,650	18,214	6,564	2,159	300						
C	Smith County Insurance Services	N	Smith County Insurance Services	4	2	01/18/18	09/04/18	Mar-20	252,178	345,144	147,323	173,990	26,667	101,178	8,425				78,401	78,401	
C	Smith County Insurance Services	N Total		4	2	01/18/18	09/04/18	Mar-20	252,178	345,144	147,323	173,990	26,667	101,178	8,425				78,401	78,401	
C	Smith County Insurance Services Total			4	2	01/18/18	09/04/18	Mar-20	252,178	345,144	147,323	173,990	26,667	101,178	8,425				78,401	78,401	
C	Payne Health Services	N	Payne Health Services	4	3	05/26/16	09/30/16	Jan-18	46,726	65,838	22,755	43,337	20,582	23,376	875						
C	Payne Health Services	N Total		4	3	05/26/16	09/30/16	Jan-18	46,726	65,838	22,755	43,337	20,582	23,376	875						
C	Payne Health Services Total			4	3	05/26/16	09/30/16	Jan-18	46,726	65,838	22,755	43,337	20,582	23,376	875						
C	Serenity Salor	N	Serenity Salor	2	1	09/22/16	12/20/16	Feb-17	41,644	59,784	28,802	48,740	19,938	11,644	600						
C	Serenity Salor	N Total		2	1	09/22/16	12/20/16	Feb-17	41,644	59,784	28,802	48,740	19,938	11,644	600						
C	Serenity Salor Total			2	1	09/22/16	12/20/16	Feb-17	41,644	59,784	28,802	48,740	19,938	11,644	600						
C	Ridgecrest Solutions	N	Ridgecrest Solutions	2	1	03/14/19	06/13/19	Sep-19	16,000	21,120	14,853	20,573	5,720	1,147	600						
C	Ridgecrest Solutions	N Total		2	1	03/14/19	06/13/19	Sep-19	16,000	21,120	14,853	20,573	5,720	1,147	600						
C	Ridgecrest Solutions Total			2	1	03/14/19	06/13/19	Sep-19	16,000	21,120	14,853	20,573	5,720	1,147	600						
C	Pipe Dream Toys	N	Pipe Dream Toys	7	6	09/04/15	04/09/18	May-20	858,463	1,098,718	528,213	660,677	132,463	327,814	12,155				122,382	122,382	
C	Pipe Dream Toys	N Total		7	6	09/04/15	04/09/18	May-20	858,463	1,098,718	528,213	660,677	132,463	327,814	12,155				122,382	122,382	
C	Pipe Dream Toys Total			7	6	09/04/15	04/09/18	May-20	858,463	1,098,718	528,213	660,677	132,463	327,814	12,155				122,382	122,382	
C	Plastic Surgery Institute	N	Plastic Surgery Institute	5	4	09/01/16	05/03/17	Jun-18	720,070	1,011,048	402,633	543,040	140,407	308,737	6,071				165,343	165,343	
C	Plastic Surgery Institute	N Total		5	4	09/01/16	05/03/17	Jun-18	720,070	1,011,048	402,633	543,040	140,407	308,737	6,071				165,343	165,343	
C	Plastic Surgery Institute Total			5	4	09/01/16	05/03/17	Jun-18	720,070	1,011,048	402,633	543,040	140,407	308,737	6,071				165,343	165,343	
C	Pro Fasteners	N	Pro Fasteners	4	1	01/08/16	04/14/16	Feb-18	125,160	175,209	123,163	93,151	(30,012)	20,160	10,750				72,648	72,648	
C	Pro Fasteners	N Total		4	1	01/08/16	04/14/16	Feb-18	125,160	175,209	123,163	93,151	(30,012)	20,160	10,750				72,648	72,648	
C	Pro Fasteners Total			4	1	01/08/16	04/14/16	Feb-18	125,160	175,209	123,163	93,151	(30,012)	20,160	10,750				72,648	72,648	
C	Right Angle	N	Right Angle	2	1	08/03/16	08/03/16	May-17	17,000	24,930	11,302	9,142	(2,160)	5,373	300				10,715	10,715	
C	Right Angle	N Total		2	1	08/03/16	08/03/16	May-17	17,000	24,930	11,302	9,142	(2,160)	5,373	300				10,715	10,715	
C	Right Angle Total			2	1	08/03/16	08/03/16	May-17	17,000	24,930	11,302	9,142	(2,160)	5,373	300				10,715	10,715	
C	Schnee Inc	N	Schnee Inc	2	1	04/19/17	07/12/17	Oct-17	40,973	58,563	26,800	45,389	18,589	13,473	300						
C	Schnee Inc	N Total		2	1	04/19/17	07/12/17	Oct-17	40,973	58,563	26,800	45,389	18,589	13,473	300						
C	Schnee Inc Total			2	1	04/19/17	07/12/17	Oct-17	40,973	58,563	26,800	45,389	18,589	13,473	300						
C	Purgatory Industries	N	Purgatory Industries	2	1	08/23/19	11/14/19	Jul-20	45,000	55,800	37,215	31,492	(5,723)	7,750	525	880			17,083	17,083	

Securities and Exchange Commission, Plaintiff,
v.
Complete Business Solutions Group, Inc. d/b/a Par Funding et. al., Defendants.
CASE NO. 9:20-cv-81205
UNITED STATES DISTRICT COURT
SOUTHERN DISTRICT OF FLORIDA

Category C - Detail of CBSG MCA Suites Activity for the period from 2012 through July 27, 2020

Source: MCA Suites										Total Advances and Repayments per MCA Suites		Cash Advances and Repayments per MCA Suites			Transactional Data per MCA Suites				A/R Balance (Note 10)		
Category (Note 1)	Merchant Grouping (Note 11)	Funded After 01/01/20	Merchant Name (Note 8)	Total # of Deals (Note 2)	Deals with Reioad (Note 3)	First Funding Date (Note 12)	Last Funding Date (Note 12)	Month of Last Payment (Note 13)	Advance Amount (Note 4)	Payback (Note 5)	Net Cash Advanced (Note 6)	Total Cash Repayments (Note 7)	E = D-C Net Cash Surplus (Deficit)	F Total Reioad (Note 9)	G Total Write-off (Note 8)	H Total Fee (Note 8)	I Total Collections 06/2020-07/27/2020 (Note 7)	J Active A/R	K Default A/R	L = J+K Total A/R	
																					A
C	Purgatory Industries	N Total		2	1	08/23/19	11/14/19	Jul-20	45,000	55,800	37,215	31,492	(5,723)	7,750		525	880	-	17,083	17,083	
C	Purgatory Industries	Total		2	1	08/23/19	11/14/19	Jul-20	45,000	55,800	37,215	31,492	(5,723)	7,750		525	880	-	17,083	17,083	
C	Sheila Bayes Fine Jewelers	N	Sheila Bayes Fine Jewelers	6	3	10/18/18	11/22/19	Jul-20	627,000	843,450	458,841	437,946	(20,894)	160,844		500	1,064	-	245,159	245,159	
C	Sheila Bayes Fine Jewelers	N Total		6	3	10/18/18	11/22/19	Jul-20	627,000	843,450	458,841	437,946	(20,894)	160,844		500	1,064	-	245,159	245,159	
C	Sheila Bayes Fine Jewelers	Total		6	3	10/18/18	11/22/19	Jul-20	627,000	843,450	458,841	437,946	(20,894)	160,844		500	1,064	-	245,159	245,159	
C	Raluca Avram Agency	N	Raluca Avram Agency	14	2	12/11/18	02/22/19	Jun-19	54,990	72,376	45,619	64,149	18,530	8,337		110		-	-	-	
C	Raluca Avram Agency	N Total		14	2	12/11/18	02/22/19	Jun-19	54,990	72,376	45,619	64,149	18,530	8,337		110		-	-	-	
C	Raluca Avram Agency	Total		14	2	12/11/18	02/22/19	Jun-19	54,990	72,376	45,619	64,149	18,530	8,337		110		-	-	-	
C	Signature Trademark Solutions	N	Signature Trademark Solutions	2	1	06/12/19	08/12/19	Dec-19	55,000	68,750	40,347	26,685	(13,661)	14,583		100		-	27,581	27,581	
C	Signature Trademark Solutions	N Total		2	1	06/12/19	08/12/19	Dec-19	55,000	68,750	40,347	26,685	(13,661)	14,583		100		-	27,581	27,581	
C	Signature Trademark Solutions	Total		2	1	06/12/19	08/12/19	Dec-19	55,000	68,750	40,347	26,685	(13,661)	14,583		100		-	27,581	27,581	
C	Platinum Express	N	Platinum Express	2	1	03/29/19	06/03/19	Nov-19	29,720	41,608	22,310	34,963	12,653	6,720		75		-	-	-	
C	Platinum Express	N Total		2	1	03/29/19	06/03/19	Nov-19	29,720	41,608	22,310	34,963	12,653	6,720		75		-	-	-	
C	Platinum Express	Total		2	1	03/29/19	06/03/19	Nov-19	29,720	41,608	22,310	34,963	12,653	6,720		75		-	-	-	
C	Small Town Truck and Equipment Repair	N	Small Town Truck and Equipment Repair	15	1	03/11/19	06/11/19	Sep-19	38,000	51,100	35,781	32,917	(2,864)	1,785		5,400		-	21,798	21,798	
C	Small Town Truck and Equipment Repair	N Total		15	1	03/11/19	06/11/19	Sep-19	38,000	51,100	35,781	32,917	(2,864)	1,785		5,400		-	21,798	21,798	
C	Small Town Truck and Equipment Repair	Total		15	1	03/11/19	06/11/19	Sep-19	38,000	51,100	35,781	32,917	(2,864)	1,785		5,400		-	21,798	21,798	
C	Rinkenberger Recycling	N	Rinkenberger Recycling	12	2	07/26/18	10/04/18	Nov-18	21,631	31,517	21,596	29,768	8,172	-	1,749			-	-	-	
C	Rinkenberger Recycling	N Total		12	2	07/26/18	10/04/18	Nov-18	21,631	31,517	21,596	29,768	8,172	-	1,749			-	-	-	
C	Rinkenberger Recycling	Total		12	2	07/26/18	10/04/18	Nov-18	21,631	31,517	21,596	29,768	8,172	-	1,749			-	-	-	
C	Priscillas Country Kitchen	N	Priscillas Country Kitchen	7	2	04/28/16	03/14/19	Jun-19	109,362	144,650	88,068	124,489	36,422	20,460		300		-	-	-	
C	Priscillas Country Kitchen	N Total		7	2	04/28/16	03/14/19	Jun-19	109,362	144,650	88,068	124,489	36,422	20,460		300		-	-	-	
C	Priscillas Country Kitchen	Total		7	2	04/28/16	03/14/19	Jun-19	109,362	144,650	88,068	124,489	36,422	20,460		300		-	-	-	
C	Riverside Restaurant	N	Riverside Restaurant	2	1	03/22/19	05/29/19	Sep-19	22,000	25,960	17,587	21,746	4,159	4,214				-	-	-	
C	Riverside Restaurant	N Total		2	1	03/22/19	05/29/19	Sep-19	22,000	25,960	17,587	21,746	4,159	4,214				-	-	-	
C	Riverside Restaurant	Total		2	1	03/22/19	05/29/19	Sep-19	22,000	25,960	17,587	21,746	4,159	4,214				-	-	-	
C	Southern Auto Recovery	N	Southern Auto Recovery	2	1	06/24/16	09/21/16	Dec-16	41,600	59,240	28,433	25,647	(2,786)	11,600		1,600		-	23,593	23,593	
C	Southern Auto Recovery	N Total		2	1	06/24/16	09/21/16	Dec-16	41,600	59,240	28,433	25,647	(2,786)	11,600		1,600		-	23,593	23,593	
C	Southern Auto Recovery	Total		2	1	06/24/16	09/21/16	Dec-16	41,600	59,240	28,433	25,647	(2,786)	11,600		1,600		-	23,593	23,593	
C	Playhut	N	Playhut	5	1	11/10/16	11/07/17	Apr-18	2,000,000	2,721,500	1,770,359	2,501,499	731,140	220,001				-	-	-	
C	Playhut	N Total		5	1	11/10/16	11/07/17	Apr-18	2,000,000	2,721,500	1,770,359	2,501,499	731,140	220,001				-	-	-	
C	Playhut	Total		5	1	11/10/16	11/07/17	Apr-18	2,000,000	2,721,500	1,770,359	2,501,499	731,140	220,001				-	-	-	
C	Rece Enterprises	N	Rece Enterprises	20	3	10/23/18	04/25/19	Oct-19	136,500	187,670	113,380	165,620	52,240		5,042	450		-	-	-	
C	Rece Enterprises	N Total		20	3	10/23/18	04/25/19	Oct-19	136,500	187,670	113,380	165,620	52,240		5,042	450		-	-	-	
C	Rece Enterprises	Total		20	3	10/23/18	04/25/19	Oct-19	136,500	187,670	113,380	165,620	52,240		5,042	450		-	-	-	
C	PBPC LLC	N	PBPC LLC	2	1	09/16/15	01/05/16	May-16	46,181	62,180	33,832	50,999	17,167	11,181				-	-	-	
C	PBPC LLC	N Total		2	1	09/16/15	01/05/16	May-16	46,181	62,180	33,832	50,999	17,167	11,181				-	-	-	
C	PBPC LLC	Total		2	1	09/16/15	01/05/16	May-16	46,181	62,180	33,832	50,999	17,167	11,181				-	-	-	
C	Premier Welding	N	Premier Welding	2	1	09/09/19	12/16/19	Apr-20	19,000	26,620	16,626	24,831	8,205		75		-	-	-		
C	Premier Welding	N Total		2	1	09/09/19	12/16/19	Apr-20	19,000	26,620	16,626	24,831	8,205		75		-	-	-		
C	Premier Welding	Total		2	1	09/09/19	12/16/19	Apr-20	19,000	26,620	16,626	24,831	8,205		75		-	-	-		
C	RMI Holdings	N	RMI Holdings	6	3	12/07/17	09/25/18	May-19	1,042,629	1,383,126	746,480	676,644	(69,835)	288,829		975		-	418,628	418,628	
C	RMI Holdings	N Total		6	3	12/07/17	09/25/18	May-19	1,042,629	1,383,126	746,480	676,644	(69,835)	288,829		975		-	418,628	418,628	
C	RMI Holdings	Total		6	3	12/07/17	09/25/18	May-19	1,042,629	1,383,126	746,480	676,644	(69,835)	288,829		975		-	418,628	418,628	
C	Shalom Auto Collision	N	Shalom Auto Collision	3	2	06/02/15	11/24/15	Jun-16	78,184	103,639	44,662	44,792	130	30,317		5,600		-	34,129	34,129	

Securities and Exchange Commission, Plaintiff,
v.
Complete Business Solutions Group, Inc. d/b/a Par Funding et. al., Defendants.
CASE NO. 9:20-cv-81205
UNITED STATES DISTRICT COURT
SOUTHERN DISTRICT OF FLORIDA

Category C - Detail of CBSG MCA Suites Activity for the period from 2012 through July 27, 2020

Source: MCA Suites										Total Advances and Repayments per MCA Suites		Cash Advances and Repayments per MCA Suites			Transactional Data per MCA Suites				A/R Balance (Note 10)		
Category (Note 1)	Merchant Grouping (Note 11)	Funded After 01/01/20	Merchant Name (Note 8)	Total # of Deals (Note 2)	Deals with Reioad (Note 3)	First Funding Date (Note 12)	Last Funding Date (Note 12)	Month of Last Payment (Note 13)	A	B	C	D	E = D-C	F	G	H	I	J	K	L = J+K	
									Advance Amount (Note 4)	Payback (Note 5)	Net Cash Advanced (Note 6)	Total Cash Repayments (Note 7)	Net Cash Surplus (Deficit)	Total Reload (Note 9)	Total Write-off (Note 8)	Total Fee (Note 8)	Total Collections 06/2020-07/27/2020 (Note 7)	Active A/R	Default A/R	Total A/R	
C	Shalom Auto Collision	N Total		3	2	06/02/15	11/24/15	Jun-16	78,184	103,639	44,662	44,792	130	30,317		5,600		-	34,129	34,129	
C	Shalom Auto Collision			3	2	06/02/15	11/24/15	Jun-16	78,184	103,639	44,662	44,792	130	30,317		5,600		-	34,129	34,129	
C	Ramirez Maestro Surfacing	N	Ramirez Maestro Surfacing	8	1	08/04/17	03/09/18	Mar-18	69,925	101,900	59,705	48,402	(11,304)	7,865		32,248		-	77,882	77,882	
C	Ramirez Maestro Surfacing	N Total		8	1	08/04/17	03/09/18	Mar-18	69,925	101,900	59,705	48,402	(11,304)	7,865		32,248		-	77,882	77,882	
C	Ramirez Maestro Surfacing			8	1	08/04/17	03/09/18	Mar-18	69,925	101,900	59,705	48,402	(11,304)	7,865		32,248		-	77,882	77,882	
C	Sheps Auto & Tire	N	Sheps Auto & Tire	1	-	11/29/13	11/29/13	Jun-14	10,000	13,300	9,500	13,300	3,800					-	-	-	
C	Sheps Auto & Tire	N Total		1	-	11/29/13	11/29/13	Jun-14	10,000	13,300	9,500	13,300	3,800					-	-	-	
C	Sheps Auto & Tire			1	-	11/29/13	11/29/13	Jun-14	10,000	13,300	9,500	13,300	3,800					-	-	-	
C	REO Pro Property	N	REO Pro Property	6	3	02/11/13	12/10/14	Jan-15	107,233	153,070	76,641	104,314	27,673	25,721		275		-	23,310	23,310	
C	REO Pro Property	N Total		6	3	02/11/13	12/10/14	Jan-15	107,233	153,070	76,641	104,314	27,673	25,721		275		-	23,310	23,310	
C	REO Pro Property			6	3	02/11/13	12/10/14	Jan-15	107,233	153,070	76,641	104,314	27,673	25,721		275		-	23,310	23,310	
C	Shirtman	N	Shirtman	2	1	06/14/17	09/21/17	Nov-17	30,000	42,200	22,457	15,895	(6,562)	6,509		300		-	20,097	20,097	
C	Shirtman	N Total		2	1	06/14/17	09/21/17	Nov-17	30,000	42,200	22,457	15,895	(6,562)	6,509		300		-	20,097	20,097	
C	Shirtman			2	1	06/14/17	09/21/17	Nov-17	30,000	42,200	22,457	15,895	(6,562)	6,509		300		-	20,097	20,097	
C	Phillip's Steaks	N	Phillip's Steaks	3	1	12/21/15	12/19/16	Apr-17	77,200	100,360	54,500	78,160	23,660	22,200				-	-	-	
C	Phillip's Steaks	N Total		3	1	12/21/15	12/19/16	Apr-17	77,200	100,360	54,500	78,160	23,660	22,200				-	-	-	
C	Phillip's Steaks			3	1	12/21/15	12/19/16	Apr-17	77,200	100,360	54,500	78,160	23,660	22,200				-	-	-	
C	Simply Chickie	N	Simply Chickie	5	4	03/05/19	11/21/19	Jan-20	46,500	59,905	23,963	37,518	13,555	22,387				-	-	-	
C	Simply Chickie	N Total		5	4	03/05/19	11/21/19	Jan-20	46,500	59,905	23,963	37,518	13,555	22,387				-	-	-	
C	Simply Chickie			5	4	03/05/19	11/21/19	Jan-20	46,500	59,905	23,963	37,518	13,555	22,387				-	-	-	
C	Simply Chickie	Y	Simply Chickie	1	-	03/02/20	03/02/20	May-20	5,000	5,750	5,000	5,750	750					-	-	-	
C	Simply Chickie	Y Total		1	-	03/02/20	03/02/20	May-20	5,000	5,750	5,000	5,750	750					-	-	-	
C	Simply Chickie			1	-	03/02/20	03/02/20	May-20	5,000	5,750	5,000	5,750	750					-	-	-	
C	Peter G Olney (Olney State Farm Insurance)	N	Peter G Olney (Olney State Farm Insurance)	1	1	12/05/19	12/05/19	Jan-20	7,000	8,680	6,965	4,960	(2,005)	3,720				-	-	-	
C	Peter G Olney (Olney State Farm Insurance)	N Total		1	1	12/05/19	12/05/19	Jan-20	7,000	8,680	6,965	4,960	(2,005)	3,720				-	-	-	
C	Peter G Olney (Olney State Farm Insurance)			1	1	12/05/19	12/05/19	Jan-20	7,000	8,680	6,965	4,960	(2,005)	3,720				-	-	-	
C	Peter G Olney (Olney State Farm Insurance)	Y	Peter G Olney (Olney State Farm Insurance)	1	-	02/03/20	02/03/20	May-20	10,000	11,900	6,070	11,900	5,830					-	-	-	
C	Peter G Olney (Olney State Farm Insurance)	Y Total		1	-	02/03/20	02/03/20	May-20	10,000	11,900	6,070	11,900	5,830					-	-	-	
C	Peter G Olney (Olney State Farm Insurance)			1	-	02/03/20	02/03/20	May-20	10,000	11,900	6,070	11,900	5,830					-	-	-	
C	Peter G Olney (Olney State Farm Insurance)			2	1	12/05/19	02/03/20	May-20	17,000	20,580	13,035	16,860	3,825	3,720				-	-	-	
C	Skymarr General Contracting	N	Skymarr General Contracting	2	1	06/09/17	09/14/17	Dec-17	58,985	75,185	27,687	28,281	594	16,413		775		-	31,266	31,266	
C	Skymarr General Contracting	N Total		2	1	06/09/17	09/14/17	Dec-17	58,985	75,185	27,687	28,281	594	16,413		775		-	31,266	31,266	
C	Skymarr General Contracting			2	1	06/09/17	09/14/17	Dec-17	58,985	75,185	27,687	28,281	594	16,413		775		-	31,266	31,266	
C	Rocking R Outfitters	N	Rocking R Outfitters	2	1	01/23/18	12/11/18	Mar-20	23,373	31,773	14,450	19,252	4,802	8,373		1,425		-	5,573	5,573	
C	Rocking R Outfitters	N Total		2	1	01/23/18	12/11/18	Mar-20	23,373	31,773	14,450	19,252	4,802	8,373		1,425		-	5,573	5,573	
C	Rocking R Outfitters			2	1	01/23/18	12/11/18	Mar-20	23,373	31,773	14,450	19,252	4,802	8,373		1,425		-	5,573	5,573	
C	Ricers Residential Services	N	Ricers Residential Services	24	2	12/14/18	05/07/19	Jul-19	77,000	103,850	71,365	98,800	27,435	5,050				-	-	-	
C	Ricers Residential Services	N Total		24	2	12/14/18	05/07/19	Jul-19	77,000	103,850	71,365	98,800	27,435	5,050				-	-	-	
C	Ricers Residential Services			24	2	12/14/18	05/07/19	Jul-19	77,000	103,850	71,365	98,800	27,435	5,050				-	-	-	
C	Rockys Auto Repair	N	Rockys Auto Repair	4	3	02/14/17	01/25/18	Jul-20	52,691	75,199	30,750	36,407	5,657	20,691		675	400	-	18,776	18,776	
C	Rockys Auto Repair	N Total		4	3	02/14/17	01/25/18	Jul-20	52,691	75,199	30,750	36,407	5,657	20,691		675	400	-	18,776	18,776	
C	Rockys Auto Repair			4	3	02/14/17	01/25/18	Jul-20	52,691	75,199	30,750	36,407	5,657	20,691		675	400	-	18,776	18,776	
C	Smoke and Steer BBQ	N	Smoke and Steer BBQ	4	1	04/05/19	05/20/19	Jul-19	43,407	59,870	27,882	14,355	(13,527)	15,075		300		-	30,740	30,740	
C	Smoke and Steer BBQ	N Total		4	1	04/05/19	05/20/19	Jul-19	43,407	59,870	27,882	14,355	(13,527)	15,075		300		-	30,740	30,740	
C	Smoke and Steer BBQ			4	1	04/05/19	05/20/19	Jul-19	43,407	59,870	27,882	14,355	(13,527)	15,075		300		-	30,740	30,740	
C	Roger J Mason	N	Roger J Mason	2	1	01/23/18	09/28/18	Dec-18	384,929	539,315	257,005	278,571	21,566	126,929		4,800		-	138,615	138,615	
C	Roger J Mason	N Total		2	1	01/23/18	09/28/18	Dec-18	384,929	539,315	257,005	278,571	21,566	126,929		4,800		-	138,615	138,615	
C	Roger J Mason			2	1	01/23/18	09/28/18	Dec-18	384,929	539,315	257,005	278,571	21,566	126,929		4,800		-	138,615	138,615	
C	Solaric Tan Tanning Salon	N	Solaric Tan Tanning Salon	2	1	01/25/16	05/02/16	Apr-17	17,451	24,996	13,430	20,795	7,365	3,451		1,700		-	2,451	2,451	

Securities and Exchange Commission, Plaintiff,
v.
Complete Business Solutions Group, Inc. d/b/a Par Funding et. al., Defendants.
CASE NO. 9:20-cv-81205
UNITED STATES DISTRICT COURT
SOUTHERN DISTRICT OF FLORIDA

Category C - Detail of CBSG MCA Suites Activity for the period from 2012 through July 27, 2020

Source: MCA Suites										Total Advances and Repayments per MCA Suites		Cash Advances and Repayments per MCA Suites			Transactional Data per MCA Suites			A/R Balance (Note 10)		
Category (Note 1)	Merchant Grouping (Note 11)	Funded After 01/01/20	Merchant Name (Note 8)	Total # of Deals (Note 2)	Deals with Reload (Note 3)	First Funding Date (Note 12)	Last Funding Date (Note 12)	Month of Last Payment (Note 13)	Advance Amount (Note 4)	Payback (Note 5)	Net Cash Advanced (Note 6)	Total Cash Repayments (Note 7)	Net Cash Surplus (Deficit)	Total Reload (Note 9)	Total Write-off (Note 8)	Total Fee (Note 8)	Total Collections 06/2020-07/27/2020 (Note 7)	Active A/R	Default A/R	Total A/R
C	Solaric Tan Tanning Salon	N Total		2	1	01/25/16	05/02/16	Apr-17	17,451	24,996	13,430	20,795	7,365	3,451		1,700		-	2,451	2,451
C	Solaric Tan Tanning Salon			2	1	01/25/16	05/02/16	Apr-17	17,451	24,996	13,430	20,795	7,365	3,451		1,700		-	2,451	2,451
C	Roger Pau	N	Roger Pau	5	2	03/06/17	05/29/18	Mar-19	109,431	156,257	83,482	134,043	50,561	22,965		750		-	-	-
C	Roger Pau	N Total		5	2	03/06/17	05/29/18	Mar-19	109,431	156,257	83,482	134,043	50,561	22,965		750		-	-	-
C	South Philly Tobacco and Lottery	N	BMSS Holdings	2	-	05/09/16	11/03/16	Apr-17	40,000	52,500	40,000	52,500	12,500					-	-	-
C	South Philly Tobacco and Lottery	N	South Philly Tobacco and Lottery	3	1	12/09/15	04/18/17	Sep-17	192,030	231,030	157,805	95,775	(62,030)	33,725				-	101,530	101,530
C	South Philly Tobacco and Lottery	N	Global Electrical Contracting	6	6	03/21/16	04/10/17	Aug-17	245,000	326,850	238,292	136,745	(101,547)	6,709		500		-	183,897	183,897
C	South Philly Tobacco and Lottery	N Total		11	7	12/09/15	04/18/17	Sep-17	477,030	610,380	436,097	285,020	(151,077)	40,434		500		-	285,427	285,427
C	South Philly Tobacco and Lottery			11	7	12/09/15	04/18/17	Sep-17	477,030	610,380	436,097	285,020	(151,077)	40,434		500		-	285,427	285,427
C	Pho Ethan	N	Pho Ethan	3	1	04/05/18	06/06/18	Oct-18	18,500	25,480	14,750	22,123	7,373	3,432		75		-	-	-
C	Pho Ethan	N Total		3	1	04/05/18	06/06/18	Oct-18	18,500	25,480	14,750	22,123	7,373	3,432		75		-	-	-
C	Pho Ethan			3	1	04/05/18	06/06/18	Oct-18	18,500	25,480	14,750	22,123	7,373	3,432		75		-	-	-
C	Ricks Patio	N	Ricks Patio	18	1	12/09/16	07/12/17	Nov-17	557,097	790,460	554,934	295,093	(259,841)	140,000		40,400		-	395,767	395,767
C	Ricks Patio	N Total		18	1	12/09/16	07/12/17	Nov-17	557,097	790,460	554,934	295,093	(259,841)	140,000		40,400		-	395,767	395,767
C	Ricks Patio			18	1	12/09/16	07/12/17	Nov-17	557,097	790,460	554,934	295,093	(259,841)	140,000		40,400		-	395,767	395,767
C	Rohail Inc	N	Rohail Inc	30	2	01/18/18	10/11/18	Jun-19	192,870	265,073	106,873	121,708	15,035	24,535	60,667	4,655		-	62,818	62,818
C	Rohail Inc	N Total		30	2	01/18/18	10/11/18	Jun-19	192,870	265,073	106,873	121,708	15,035	24,535	60,667	4,655		-	62,818	62,818
C	Rohail Inc			30	2	01/18/18	10/11/18	Jun-19	192,870	265,073	106,873	121,708	15,035	24,535	60,667	4,655		-	62,818	62,818
C	Sasaa	N	Sasaa	4	2	05/03/18	12/10/18	Jul-19	72,182	95,223	47,406	52,786	5,380	24,242		3,125		-	21,321	21,321
C	Sasaa	N Total		4	2	05/03/18	12/10/18	Jul-19	72,182	95,223	47,406	52,786	5,380	24,242		3,125		-	21,321	21,321
C	Sasaa			4	2	05/03/18	12/10/18	Jul-19	72,182	95,223	47,406	52,786	5,380	24,242		3,125		-	21,321	21,321
C	Pdquality Transport	N	Pdquality Transport	3	2	07/30/19	08/06/19	Feb-20	27,340	35,149	26,305	32,562	6,257	-		600		-	3,187	3,187
C	Pdquality Transport	N Total		3	2	07/30/19	08/06/19	Feb-20	27,340	35,149	26,305	32,562	6,257	-		600		-	3,187	3,187
C	Pdquality Transport			3	2	07/30/19	08/06/19	Feb-20	27,340	35,149	26,305	32,562	6,257	-		600		-	3,187	3,187
C	Scalpaesthetics Dearborn	N	Scalpaesthetics Dearborn	11	1	09/26/18	01/04/19	Oct-19	31,960	42,714	26,748	28,730	1,983	5,177		2,123		-	10,930	10,930
C	Scalpaesthetics Dearborn	N Total		11	1	09/26/18	01/04/19	Oct-19	31,960	42,714	26,748	28,730	1,983	5,177		2,123		-	10,930	10,930
C	Scalpaesthetics Dearborn			11	1	09/26/18	01/04/19	Oct-19	31,960	42,714	26,748	28,730	1,983	5,177		2,123		-	10,930	10,930
C	Rare Bird Books	N	Rare Bird Books	23	7	03/16/15	02/28/17	Oct-19	694,181	998,182	482,356	565,639	83,283	203,881		600		-	229,262	229,262
C	Rare Bird Books	N Total		23	7	03/16/15	02/28/17	Oct-19	694,181	998,182	482,356	565,639	83,283	203,881		600		-	229,262	229,262
C	Rare Bird Books			23	7	03/16/15	02/28/17	Oct-19	694,181	998,182	482,356	565,639	83,283	203,881		600		-	229,262	229,262
C	Scoville Plumbing	N	Scoville Plumbing	12	8	07/16/14	01/20/17	Jul-17	515,725	725,020	285,205	491,516	206,311	171,109		12,075		-	74,470	74,470
C	Scoville Plumbing	N Total		12	8	07/16/14	01/20/17	Jul-17	515,725	725,020	285,205	491,516	206,311	171,109		12,075		-	74,470	74,470
C	Scoville Plumbing			12	8	07/16/14	01/20/17	Jul-17	515,725	725,020	285,205	491,516	206,311	171,109		12,075		-	74,470	74,470
C	Rachettis Cafe and Pizzeria (DJR 10)	N	Rachettis Cafe and Pizzeria (DJR 10)	29	1	05/09/19	11/07/19	Dec-19	155,930	216,329	148,030	132,867	(15,163)	7,750		3,800		-	79,512	79,512
C	Rachettis Cafe and Pizzeria (DJR 10)	N Total		29	1	05/09/19	11/07/19	Dec-19	155,930	216,329	148,030	132,867	(15,163)	7,750		3,800		-	79,512	79,512
C	Rachettis Cafe and Pizzeria (DJR 10)			29	1	05/09/19	11/07/19	Dec-19	155,930	216,329	148,030	132,867	(15,163)	7,750		3,800		-	79,512	79,512
C	Sense Technologies	N	Sense Technologies	4	2	08/11/17	03/30/18	Sep-18	460,928	666,801	402,351	615,254	212,903	51,546				-	-	-
C	Sense Technologies	N Total		4	2	08/11/17	03/30/18	Sep-18	460,928	666,801	402,351	615,254	212,903	51,546				-	-	-
C	Sense Technologies			4	2	08/11/17	03/30/18	Sep-18	460,928	666,801	402,351	615,254	212,903	51,546				-	-	-
C	Rustic Burger	N	Rustic Burger	5	2	12/07/18	12/26/18	Jul-19	13,976	18,726	13,277	19,626	6,349	-		900		-	-	-
C	Rustic Burger	N Total		5	2	12/07/18	12/26/18	Jul-19	13,976	18,726	13,277	19,626	6,349	-		900		-	-	-
C	Rustic Burger			5	2	12/07/18	12/26/18	Jul-19	13,976	18,726	13,277	19,626	6,349	-		900		-	-	-
C	SH Limousine	N	SH Limousine	5	1	11/20/18	02/27/19	Jul-19	66,937	87,568	56,122	77,863	21,741	5,355	4,525	2,400		-	2,225	2,225
C	SH Limousine	N Total		5	1	11/20/18	02/27/19	Jul-19	66,937	87,568	56,122	77,863	21,741	5,355	4,525	2,400		-	2,225	2,225
C	SH Limousine			5	1	11/20/18	02/27/19	Jul-19	66,937	87,568	56,122	77,863	21,741	5,355	4,525	2,400		-	2,225	2,225
C	Rusticana Express	N	Rusticana Express	2	1	11/16/12	12/06/12	May-13	47,165	64,601	24,750	42,511	17,761	22,165		75		-	-	-
C	Rusticana Express	N Total		2	1	11/16/12	12/06/12	May-13	47,165	64,601	24,750	42,511	17,761	22,165		75		-	-	-
C	Rusticana Express			2	1	11/16/12	12/06/12	May-13	47,165	64,601	24,750	42,511	17,761	22,165		75		-	-	-
C	Sheldon Jason Burnett (TNG Contractors)	N	Sheldon Jason Burnett (TNG Contractors)	5	4	08/30/17	11/14/18	Jan-20	1,172,925	1,613,202	760,506	1,043,330	282,824	400,925		300		-	169,247	169,247
C	Sheldon Jason Burnett (TNG Contractors)	N Total		5	4	08/30/17	11/14/18	Jan-20	1,172,925	1,613,202	760,506	1,043,330	282,824	400,925		300		-	169,247	169,247
C	Sheldon Jason Burnett (TNG Contractors)			5	4	08/30/17	11/14/18	Jan-20	1,172,925	1,613,202	760,506	1,043,330	282,824	400,925		300		-	169,247	169,247

Securities and Exchange Commission, Plaintiff,
v.
Complete Business Solutions Group, Inc. d/b/a Par Funding et. al., Defendants.
CASE NO. 9:20-cv-81205
UNITED STATES DISTRICT COURT
SOUTHERN DISTRICT OF FLORIDA

Category C - Detail of CBSG MCA Suites Activity for the period from 2012 through July 27, 2020

Source: MCA Suites													Total Advances and Repayments per MCA Suites			Cash Advances and Repayments per MCA Suites			Transactional Data per MCA Suites				A/R Balance (Note 10)		
Category (Note 1)	Merchant Grouping (Note 11)	Funded After 01/01/20	Merchant Name (Note 8)	Total # of Deals (Note 2)	Deals with Reload (Note 3)	First Funding Date (Note 12)	Last Funding Date (Note 12)	Month of Last Payment (Note 13)	A	B	C	D	E = D-C	F	G	H	I	J	K	L = J+K					
									Advance Amount (Note 4)	Payback (Note 5)	Net Cash Advanced (Note 6)	Total Cash Repayments (Note 7)	Net Cash Surplus (Deficit)	Total Reload (Note 9)	Total Write-off (Note 8)	Total Fee (Note 8)	Total Collections 06/2020-07/27/2020 (Note 7)	Active A/R	Default A/R	Total A/R					
C	Sheldon Jason Burnett (TNG Contractors) Total			5	4	08/30/17	11/14/18	Jan-20	1,172,925	1,613,202	760,506	1,043,330	282,824	400,925		300		-	169,247	169,247					
C	Postel Group	N	Postel Group	2	1	10/03/16	12/21/16	Mar-18	27,335	38,742	19,202	12,578	(6,624)	7,335		900		-	19,729	19,729					
C	Postel Group	N Total		2	1	10/03/16	12/21/16	Mar-18	27,335	38,742	19,202	12,578	(6,624)	7,335		900		-	19,729	19,729					
C	Postel Group Total			2	1	10/03/16	12/21/16	Mar-18	27,335	38,742	19,202	12,578	(6,624)	7,335		900		-	19,729	19,729					
C	Shellys Convenience	N	Shellys Convenience	3	1	03/30/17	05/22/18	Nov-18	287,001	395,950	255,394	368,379	112,985	27,571				-	-	-					
C	Shellys Convenience	N Total		3	1	03/30/17	05/22/18	Nov-18	287,001	395,950	255,394	368,379	112,985	27,571				-	-	-					
C	Shellys Convenience Total			3	1	03/30/17	05/22/18	Nov-18	287,001	395,950	255,394	368,379	112,985	27,571				-	-	-					
C	S And A Electrical	N	S And A Electrical	9	1	04/20/18	08/10/18	Dec-18	218,434	313,539	209,634	212,782	3,148	6,810		1,325		-	95,273	95,273					
C	S And A Electrical	N Total		9	1	04/20/18	08/10/18	Dec-18	218,434	313,539	209,634	212,782	3,148	6,810		1,325		-	95,273	95,273					
C	S And A Electrical Total			9	1	04/20/18	08/10/18	Dec-18	218,434	313,539	209,634	212,782	3,148	6,810		1,325		-	95,273	95,273					
C	Prosperity One	N	Prosperity One	2	1	09/17/19	11/07/19	Feb-20	12,000	17,160	8,871	14,706	5,835	2,979		525		-	-	-					
C	Prosperity One	N Total		2	1	09/17/19	11/07/19	Feb-20	12,000	17,160	8,871	14,706	5,835	2,979		525		-	-	-					
C	Prosperity One Total			2	1	09/17/19	11/07/19	Feb-20	12,000	17,160	8,871	14,706	5,835	2,979		525		-	-	-					
C	Pinnacle Roofing Solutions	N	Pinnacle Roofing Solutions	3	1	12/29/15	11/22/16	Jan-19	91,999	128,799	88,552	124,923	36,371	1,400		1,350		-	3,825	3,825					
C	Pinnacle Roofing Solutions	N Total		3	1	12/29/15	11/22/16	Jan-19	91,999	128,799	88,552	124,923	36,371	1,400		1,350		-	3,825	3,825					
C	Pinnacle Roofing Solutions Total			3	1	12/29/15	11/22/16	Jan-19	91,999	128,799	88,552	124,923	36,371	1,400		1,350		-	3,825	3,825					
C	Prestige Management Company	N	Prestige Management Company	17	1	01/30/19	05/08/19	Nov-19	78,308	108,081	72,903	67,221	(5,683)	4,720		375		-	36,515	36,515					
C	Prestige Management Company	N Total		17	1	01/30/19	05/08/19	Nov-19	78,308	108,081	72,903	67,221	(5,683)	4,720		375		-	36,515	36,515					
C	Prestige Management Company Total			17	1	01/30/19	05/08/19	Nov-19	78,308	108,081	72,903	67,221	(5,683)	4,720		375		-	36,515	36,515					
C	Ray's Rapid Roadside Service	N	Ray's Rapid Roadside Service	1	-	12/09/15	12/09/15	Nov-18	15,000	21,000	13,832	21,288	7,456		6,905		-	6,617	6,617						
C	Ray's Rapid Roadside Service	N Total		1	-	12/09/15	12/09/15	Nov-18	15,000	21,000	13,832	21,288	7,456		6,905		-	6,617	6,617						
C	Ray's Rapid Roadside Service Total			1	-	12/09/15	12/09/15	Nov-18	15,000	21,000	13,832	21,288	7,456		6,905		-	6,617	6,617						
C	Ric Concerts Llc	N	Ric Concerts Llc	2	1	08/13/13	10/29/13	Feb-14	134,601	166,028	133,807	179,687	45,880	52,500		66,159		-	-	-					
C	Ric Concerts Llc	N Total		2	1	08/13/13	10/29/13	Feb-14	134,601	166,028	133,807	179,687	45,880	52,500		66,159		-	-	-					
C	Ric Concerts Llc Total			2	1	08/13/13	10/29/13	Feb-14	134,601	166,028	133,807	179,687	45,880	52,500		66,159		-	-	-					
C	Quest Technologies	N	Quest Technologies	28	2	06/04/19	11/25/19	Jul-20	613,500	773,975	567,139	728,393	161,254	45,658		75	43,739	-	-	-					
C	Quest Technologies	N Total		28	2	06/04/19	11/25/19	Jul-20	613,500	773,975	567,139	728,393	161,254	45,658		75	43,739	-	-	-					
C	Quest Technologies Total			28	2	06/04/19	11/25/19	Jul-20	613,500	773,975	567,139	728,393	161,254	45,658		75	43,739	-	-	-					
C	Simon S Kettering and Sons	N	Simon S Kettering and Sons	1	-	12/13/19	12/13/19	Mar-20	10,000	13,000	9,965	13,000	3,035				-	-	-						
C	Simon S Kettering and Sons	N Total		1	-	12/13/19	12/13/19	Mar-20	10,000	13,000	9,965	13,000	3,035				-	-	-						
C	Simon S Kettering and Sons Total			1	-	12/13/19	12/13/19	Mar-20	10,000	13,000	9,965	13,000	3,035				-	-	-						
C	Revolution Monitoring	N	Revolution Monitoring	2	1	08/22/16	11/14/16	Mar-17	406,773	584,685	297,264	477,912	180,648	106,773				-	-	-					
C	Revolution Monitoring	N Total		2	1	08/22/16	11/14/16	Mar-17	406,773	584,685	297,264	477,912	180,648	106,773				-	-	-					
C	Revolution Monitoring Total			2	1	08/22/16	11/14/16	Mar-17	406,773	584,685	297,264	477,912	180,648	106,773				-	-	-					
C	Progressive Orthopaedic Company	N	Progressive Orthopaedic Company	12	2	03/29/19	06/07/19	Oct-19	196,667	270,533	192,882	139,433	(53,449)	-		700		-	131,800	131,800					
C	Progressive Orthopaedic Company	N Total		12	2	03/29/19	06/07/19	Oct-19	196,667	270,533	192,882	139,433	(53,449)	-		700		-	131,800	131,800					
C	Progressive Orthopaedic Company Total			12	2	03/29/19	06/07/19	Oct-19	196,667	270,533	192,882	139,433	(53,449)	-		700		-	131,800	131,800					
C	Phonemax Llc	N	Phonemax Llc	3	2	04/27/17	09/22/17	Nov-17	20,933	29,904	13,401	13,373	(28)	6,933		300		-	9,899	9,899					
C	Phonemax Llc	N Total		3	2	04/27/17	09/22/17	Nov-17	20,933	29,904	13,401	13,373	(28)	6,933		300		-	9,899	9,899					
C	Phonemax Llc Total			3	2	04/27/17	09/22/17	Nov-17	20,933	29,904	13,401	13,373	(28)	6,933		300		-	9,899	9,899					
C	SJ Hauling	N	SJ Hauling	2	1	04/03/18	07/31/18	Dec-19	27,757	39,220	21,450	26,471	5,021	5,757		10,556		-	-	-					
C	SJ Hauling	N Total		2	1	04/03/18	07/31/18	Dec-19	27,757	39,220	21,450	26,471	5,021	5,757		10,556		-	-	-					
C	SJ Hauling Total			2	1	04/03/18	07/31/18	Dec-19	27,757	39,220	21,450	26,471	5,021	5,757		10,556		-	-	-					
C	Realtime Carriers	N	Realtime Carriers	4	3	08/09/16	04/17/17	Apr-19	113,477	161,094	84,454	114,342	29,888	48,477		1,725		-	-	-					

Securities and Exchange Commission, Plaintiff,
v.
Complete Business Solutions Group, Inc. d/b/a Par Funding et. al., Defendants.
CASE NO. 9:20-cv-81205
UNITED STATES DISTRICT COURT
SOUTHERN DISTRICT OF FLORIDA

Category C - Detail of CBSG MCA Suites Activity for the period from 2012 through July 27, 2020

Source: MCA Suites										Total Advances and Repayments per MCA Suites		Cash Advances and Repayments per MCA Suites			Transactional Data per MCA Suites			A/R Balance (Note 10)		
Category (Note 1)	Merchant Grouping (Note 11)	Funded After 01/01/20	Merchant Name (Note 8)	Total # of Deals (Note 2)	Deals with Reioad (Note 3)	First Funding Date (Note 12)	Last Funding Date (Note 12)	Month of Last Payment (Note 13)	Advance Amount (Note 4)	Payback (Note 5)	Net Cash Advanced (Note 6)	Total Cash Repayments (Note 7)	Net Cash Surplus (Deficit)	Total Reload (Note 9)	Total Write-off (Note 8)	Total Fee (Note 8)	Total Collections 06/2020-07/27/2020 (Note 7)	Active A/R	Default A/R	Total A/R
C	Realtime Carriers	N Total		4	3	08/09/16	04/17/17	Apr-19	113,477	161,094	84,454	114,342	29,888	48,477		1,725		-	-	-
C	Realtime Carriers			4	3	08/09/16	04/17/17	Apr-19	113,477	161,094	84,454	114,342	29,888	48,477		1,725		-	-	-
C	Redding Draperies	N	Redding Draperies	40	2	01/08/18	10/05/18	Jan-19	50,598	81,186	44,575	51,504	6,929	4,958		3,918		-	28,642	28,642
C	Redding Draperies	N Total		40	2	01/08/18	10/05/18	Jan-19	50,598	81,186	44,575	51,504	6,929	4,958		3,918		-	28,642	28,642
C	Redding Draperies			40	2	01/08/18	10/05/18	Jan-19	50,598	81,186	44,575	51,504	6,929	4,958		3,918		-	28,642	28,642
C	Sal The Tailor	N	Sal The Tailor	4	3	02/26/18	11/06/18	Feb-19	22,335	31,718	13,388	23,072	9,684	8,797		150		-	-	-
C	Sal The Tailor	N Total		4	3	02/26/18	11/06/18	Feb-19	22,335	31,718	13,388	23,072	9,684	8,797		150		-	-	-
C	Sal The Tailor			4	3	02/26/18	11/06/18	Feb-19	22,335	31,718	13,388	23,072	9,684	8,797		150		-	-	-
C	R Trading	N	R Trading	3	1	03/18/15	04/14/15	Jun-15	139,200	194,880	98,832	51,860	(46,972)	39,200		22,802		-	126,622	126,622
C	R Trading	N Total		3	1	03/18/15	04/14/15	Jun-15	139,200	194,880	98,832	51,860	(46,972)	39,200		22,802		-	126,622	126,622
C	R Trading			3	1	03/18/15	04/14/15	Jun-15	139,200	194,880	98,832	51,860	(46,972)	39,200		22,802		-	126,622	126,622
C	Precision Auto	N	Precision Auto	8	4	06/20/13	02/10/17	Sep-17	46,220	63,123	34,800	54,587	19,787	10,220		1,684		-	-	-
C	Precision Auto	N Total		8	4	06/20/13	02/10/17	Sep-17	46,220	63,123	34,800	54,587	19,787	10,220		1,684		-	-	-
C	Precision Auto			8	4	06/20/13	02/10/17	Sep-17	46,220	63,123	34,800	54,587	19,787	10,220		1,684		-	-	-
C	Prosteam Restoration	N	Prosteam Restoration	3	2	10/02/15	03/28/16	Dec-16	79,188	108,555	54,832	63,250	8,418	23,188		6,210		-	28,327	28,327
C	Prosteam Restoration	N Total		3	2	10/02/15	03/28/16	Dec-16	79,188	108,555	54,832	63,250	8,418	23,188		6,210		-	28,327	28,327
C	Prosteam Restoration			3	2	10/02/15	03/28/16	Dec-16	79,188	108,555	54,832	63,250	8,418	23,188		6,210		-	28,327	28,327
C	Predator Reptile	N	Predator Reptile	6	1	06/24/14	09/15/17	Mar-18	117,182	155,682	97,358	138,575	41,217	17,182		75		-	-	-
C	Predator Reptile	N Total		6	1	06/24/14	09/15/17	Mar-18	117,182	155,682	97,358	138,575	41,217	17,182		75		-	-	-
C	Predator Reptile			6	1	06/24/14	09/15/17	Mar-18	117,182	155,682	97,358	138,575	41,217	17,182		75		-	-	-
C	People Funeral Services	N	People Funeral Services	2	1	09/04/12	11/23/12	May-13	11,570	17,255	9,500	15,241	5,741	1,570		2,379		-	2,823	2,823
C	People Funeral Services	N Total		2	1	09/04/12	11/23/12	May-13	11,570	17,255	9,500	15,241	5,741	1,570		2,379		-	2,823	2,823
C	People Funeral Services			2	1	09/04/12	11/23/12	May-13	11,570	17,255	9,500	15,241	5,741	1,570		2,379		-	2,823	2,823
C	Rex Freight	N	Rex Freight	7	2	03/07/19	04/12/19	May-19	41,025	56,835	40,240	25,223	(15,017)	-		875		-	31,488	31,488
C	Rex Freight	N Total		7	2	03/07/19	04/12/19	May-19	41,025	56,835	40,240	25,223	(15,017)	-		875		-	31,488	31,488
C	Rex Freight			7	2	03/07/19	04/12/19	May-19	41,025	56,835	40,240	25,223	(15,017)	-		875		-	31,488	31,488
C	Pinehill Towing And Automotive	N	Pinehill Towing And Automotive	6	4	05/23/14	07/17/18	Jul-19	130,148	184,683	83,422	141,480	58,058	44,528		1,325		-	-	-
C	Pinehill Towing And Automotive	N Total		6	4	05/23/14	07/17/18	Jul-19	130,148	184,683	83,422	141,480	58,058	44,528		1,325		-	-	-
C	Pinehill Towing And Automotive			6	4	05/23/14	07/17/18	Jul-19	130,148	184,683	83,422	141,480	58,058	44,528		1,325		-	-	-
C	Rada Homes	N	Rada Homes	2	1	09/30/19	12/26/19	Mar-20	40,000	56,800	30,604	38,395	7,791	8,946	9,459			-	-	-
C	Rada Homes	N Total		2	1	09/30/19	12/26/19	Mar-20	40,000	56,800	30,604	38,395	7,791	8,946	9,459			-	-	-
C	Rada Homes			2	1	09/30/19	12/26/19	Mar-20	40,000	56,800	30,604	38,395	7,791	8,946	9,459			-	-	-
C	Socal Medical Transport (Life Fleet)	N	Socal Medical Transport (Life Fleet)	18	1	10/11/17	05/31/18	Jul-20	302,000	445,650	251,286	338,079	86,793	47,551		4,025	5,000		64,045	64,045
C	Socal Medical Transport (Life Fleet)	N Total		18	1	10/11/17	05/31/18	Jul-20	302,000	445,650	251,286	338,079	86,793	47,551		4,025	5,000		64,045	64,045
C	Socal Medical Transport (Life Fleet)			18	1	10/11/17	05/31/18	Jul-20	302,000	445,650	251,286	338,079	86,793	47,551		4,025	5,000		64,045	64,045
C	Sam Enterprises	N	Sam Enterprises	4	2	10/15/18	10/29/18	Dec-19	22,525	29,335	22,490	16,775	(5,715)	-		1,550		-	14,110	14,110
C	Sam Enterprises	N Total		4	2	10/15/18	10/29/18	Dec-19	22,525	29,335	22,490	16,775	(5,715)	-		1,550		-	14,110	14,110
C	Sam Enterprises			4	2	10/15/18	10/29/18	Dec-19	22,525	29,335	22,490	16,775	(5,715)	-		1,550		-	14,110	14,110
C	Soundz N Performance	N	Soundz N Performance	4	1	10/25/12	06/14/13	Aug-13	65,000	88,198	63,474	66,289	2,815	377		894		-	22,426	22,426
C	Soundz N Performance	N Total		4	1	10/25/12	06/14/13	Aug-13	65,000	88,198	63,474	66,289	2,815	377		894		-	22,426	22,426
C	Soundz N Performance			4	1	10/25/12	06/14/13	Aug-13	65,000	88,198	63,474	66,289	2,815	377		894		-	22,426	22,426
C	Samaritan Outreach Services	N	Samaritan Outreach Services	2	1	11/01/18	11/01/18	Jun-19	43,294	59,072	42,760	61,022	18,262	4,505		6,455		-	-	-
C	Samaritan Outreach Services	N Total		2	1	11/01/18	11/01/18	Jun-19	43,294	59,072	42,760	61,022	18,262	4,505		6,455		-	-	-
C	Samaritan Outreach Services			2	1	11/01/18	11/01/18	Jun-19	43,294	59,072	42,760	61,022	18,262	4,505		6,455		-	-	-
C	Pizza of Bethesda	N	Pizza of Bethesda	2	1	12/14/18	04/17/19	Jul-19	22,500	30,450	17,546	16,863	(683)	4,454		900		-	10,033	10,033
C	Pizza of Bethesda	N Total		2	1	12/14/18	04/17/19	Jul-19	22,500	30,450	17,546	16,863	(683)	4,454		900		-	10,033	10,033
C	Pizza of Bethesda			2	1	12/14/18	04/17/19	Jul-19	22,500	30,450	17,546	16,863	(683)	4,454		900		-	10,033	10,033
C	Pink Apple Cleaners	N	Pink Apple Cleaners	1	-	11/04/19	11/04/19	Jan-20	10,000	12,400	9,965	12,400	2,435	-		-		-	-	-
C	Pink Apple Cleaners	N Total		1	-	11/04/19	11/04/19	Jan-20	10,000	12,400	9,965	12,400	2,435	-		-		-	-	-
C	Pink Apple Cleaners			1	-	11/04/19	11/04/19	Jan-20	10,000	12,400	9,965	12,400	2,435	-		-		-	-	-
C	Pink Apple Cleaners	Y	Pink Apple Cleaners	1	-	01/07/20	01/07/20	May-20	15,000	18,600	11,900	18,600	6,700	-		-		-	-	-

Securities and Exchange Commission, Plaintiff,
v.
Complete Business Solutions Group, Inc. d/b/a Par Funding et. al., Defendants.
CASE NO. 9:20-cv-81205
UNITED STATES DISTRICT COURT
SOUTHERN DISTRICT OF FLORIDA

Category C - Detail of CBSG MCA Suites Activity for the period from 2012 through July 27, 2020

Source: MCA Suites										Total Advances and Repayments per MCA Suites		Cash Advances and Repayments per MCA Suites			Transactional Data per MCA Suites				A/R Balance (Note 10)		
Category (Note 1)	Merchant Grouping (Note 11)	Funded After 01/01/20	Merchant Name (Note 8)	Total # of Deals (Note 2)	Deals with Reload (Note 3)	First Funding Date (Note 12)	Last Funding Date (Note 12)	Month of Last Payment (Note 13)	Advance Amount (Note 4)	Payback (Note 5)	Net Cash Advanced (Note 6)	Total Cash Repayments (Note 7)	E = D-C	Total Reload (Note 9)	Total Write-off (Note 8)	Total Fee (Note 8)	Total Collections 06/2020-07/27/2020 (Note 7)	Active A/R	Default A/R	Total A/R	
																					A
C	Pink Apple Cleaners Y Total			1	-	01/07/20	01/07/20	May-20	15,000	18,600	11,900	18,600	6,700					-		-	
C	Pink Apple Cleaners Total			2	-	11/04/19	01/07/20	May-20	25,000	31,000	21,865	31,000	9,135					-		-	
C	Perk Up (Graffito Beverages) N		Perk Up (Graffito Beverages)	18	1	04/11/19	07/25/19	Jul-19	45,248	61,267	41,963	32,062	(9,901)	3,100		600		-	26,706	26,706	
C	Perk Up (Graffito Beverages) N Total			18	1	04/11/19	07/25/19	Jul-19	45,248	61,267	41,963	32,062	(9,901)	3,100		600		-	26,706	26,706	
C	Perk Up (Graffito Beverages) Total			18	1	04/11/19	07/25/19	Jul-19	45,248	61,267	41,963	32,062	(9,901)	3,100		600		-	26,706	26,706	
C	RH & S N		RH & S	22	1	08/07/18	12/18/18	Jan-19	63,500	84,390	59,960	57,286	(2,674)	3,540		525		-	24,089	24,089	
C	RH & S N Total			22	1	08/07/18	12/18/18	Jan-19	63,500	84,390	59,960	57,286	(2,674)	3,540		525		-	24,089	24,089	
C	RH & S Total			22	1	08/07/18	12/18/18	Jan-19	63,500	84,390	59,960	57,286	(2,674)	3,540		525		-	24,089	24,089	
C	Southern Breeze Paper N		Southern Breeze Paper	2	1	06/30/15	10/14/15	Jan-16	19,909	27,873	17,500	17,071	(429)	1,909		5,300		-	14,192	14,192	
C	Southern Breeze Paper N Total			2	1	06/30/15	10/14/15	Jan-16	19,909	27,873	17,500	17,071	(429)	1,909		5,300		-	14,192	14,192	
C	Southern Breeze Paper Total			2	1	06/30/15	10/14/15	Jan-16	19,909	27,873	17,500	17,071	(429)	1,909		5,300		-	14,192	14,192	
C	Premier Family Physicians N		Premier Family Physicians	3	-	03/03/16	02/07/18	Jun-18	140,000	173,000	134,965	173,225	38,260			225		-		-	
C	Premier Family Physicians N Total			3	-	03/03/16	02/07/18	Jun-18	140,000	173,000	134,965	173,225	38,260			225		-		-	
C	Premier Family Physicians Total			3	-	03/03/16	02/07/18	Jun-18	140,000	173,000	134,965	173,225	38,260			225		-		-	
C	Southern Ohio Chassis N		Southern Ohio Chassis	2	1	10/02/15	01/25/16	Sep-16	266,400	372,960	227,264	179,564	(47,700)	36,400		18,324		-	175,320	175,320	
C	Southern Ohio Chassis N Total			2	1	10/02/15	01/25/16	Sep-16	266,400	372,960	227,264	179,564	(47,700)	36,400		18,324		-	175,320	175,320	
C	Southern Ohio Chassis Total			2	1	10/02/15	01/25/16	Sep-16	266,400	372,960	227,264	179,564	(47,700)	36,400		18,324		-	175,320	175,320	
C	Santilli Law N		Santilli Law	9	6	11/14/13	10/01/15	Mar-16	525,081	708,131	310,732	497,993	187,261	205,081		1,922		-	6,980	6,980	
C	Santilli Law N Total			9	6	11/14/13	10/01/15	Mar-16	525,081	708,131	310,732	497,993	187,261	205,081		1,922		-	6,980	6,980	
C	Santilli Law Total			9	6	11/14/13	10/01/15	Mar-16	525,081	708,131	310,732	497,993	187,261	205,081		1,922		-	6,980	6,980	
C	Premier Hopkins N		Premier Hopkins	7	3	04/27/16	06/11/19	Mar-20	785,498	1,075,157	598,842	899,575	300,733	122,884	52,898	200		-		-	
C	Premier Hopkins N Total			7	3	04/27/16	06/11/19	Mar-20	785,498	1,075,157	598,842	899,575	300,733	122,884	52,898	200		-		-	
C	Premier Hopkins Total			7	3	04/27/16	06/11/19	Mar-20	785,498	1,075,157	598,842	899,575	300,733	122,884	52,898	200		-		-	
C	Midwest 360 N		Midwest 360	5	1	03/14/17	08/01/17	Sep-17	131,271	189,045	118,424	77,449	(40,975)	10,604		1,925		-	102,917	102,917	
C	Midwest 360 N Total			5	1	03/14/17	08/01/17	Sep-17	131,271	189,045	118,424	77,449	(40,975)	10,604		1,925		-	102,917	102,917	
C	Midwest 360 Total			5	1	03/14/17	08/01/17	Sep-17	131,271	189,045	118,424	77,449	(40,975)	10,604		1,925		-	102,917	102,917	
C	Lawler Terrace N		Lawler Terrace	4	2	10/19/17	05/17/18	Sep-18	493,656	704,869	415,114	634,138	219,024	73,656		2,925		-		-	
C	Lawler Terrace N Total			4	2	10/19/17	05/17/18	Sep-18	493,656	704,869	415,114	634,138	219,024	73,656		2,925		-		-	
C	Lawler Terrace Total			4	2	10/19/17	05/17/18	Sep-18	493,656	704,869	415,114	634,138	219,024	73,656		2,925		-		-	
C	Michael Baxter and Associate N		Michael Baxter and Associate	2	1	07/18/18	10/11/18	May-19	229,920	320,389	189,532	280,304	90,772	38,920		425		-	1,589	1,589	
C	Michael Baxter and Associate N Total			2	1	07/18/18	10/11/18	May-19	229,920	320,389	189,532	280,304	90,772	38,920		425		-	1,589	1,589	
C	Michael Baxter and Associate Total			2	1	07/18/18	10/11/18	May-19	229,920	320,389	189,532	280,304	90,772	38,920		425		-	1,589	1,589	
C	More Power Electric N		More Power Electric	3	3	08/08/19	11/14/19	Jan-20	31,353	40,127	22,382	24,971	2,588	15,157				-		-	
C	More Power Electric N Total			3	3	08/08/19	11/14/19	Jan-20	31,353	40,127	22,382	24,971	2,588	15,157				-		-	
C	More Power Electric Y		More Power Electric	1	-	02/03/20	02/03/20	Jun-20	15,000	21,750	8,209	21,825	13,616		75	6,962		-		-	
C	More Power Electric Y Total			1	-	02/03/20	02/03/20	Jun-20	15,000	21,750	8,209	21,825	13,616		75	6,962		-		-	
C	More Power Electric Total			4	3	08/08/19	02/03/20	Jun-20	46,353	61,877	30,591	46,796	16,205	15,157		75	6,962		-	-	
C	Omega Freight Lines N		Omega Freight Lines	2	2	10/02/18	10/02/18	Dec-18	7,550	9,910	7,515	6,728	(787)			375		-	3,557	3,557	
C	Omega Freight Lines N Total			2	2	10/02/18	10/02/18	Dec-18	7,550	9,910	7,515	6,728	(787)			375		-	3,557	3,557	
C	Omega Freight Lines Total			2	2	10/02/18	10/02/18	Dec-18	7,550	9,910	7,515	6,728	(787)			375		-	3,557	3,557	
C	Liberty Bar & Grill N		Liberty Bar & Grill	2	1	09/19/12	05/02/13	Oct-13	28,812	36,800	24,600	36,412	11,812	1,812		1,425		-		-	
C	Liberty Bar & Grill N Total			2	1	09/19/12	05/02/13	Oct-13	28,812	36,800	24,600	36,412	11,812	1,812		1,425		-		-	
C	Liberty Bar & Grill Total			2	1	09/19/12	05/02/13	Oct-13	28,812	36,800	24,600	36,412	11,812	1,812		1,425		-		-	
C	Next Five N		Next Five	12	4	01/20/16	12/06/18	Aug-19	1,419,903	1,857,322	1,263,640	1,705,240	441,600					-		-	
C	Next Five N Total			12	4	01/20/16	12/06/18	Aug-19	1,419,903	1,857,322	1,263,640	1,705,240	441,600					-		-	
C	Next Five Total			12	4	01/20/16	12/06/18	Aug-19	1,419,903	1,857,322	1,263,640	1,705,240	441,600					-		-	
C	Land Design Studios N		Land Design Studios	2	1	06/07/18	09/28/18	May-19	74,189	105,080	59,001	91,267	32,266	14,189		375		-		-	
C	Land Design Studios N Total			2	1	06/07/18	09/28/18	May-19	74,189	105,080	59,001	91,267	32,266	14,189		375		-		-	
C	Land Design Studios Total			2	1	06/07/18	09/28/18	May-19	74,189	105,080	59,001	91,267	32,266	14,189		375		-		-	
C	Northwest Florida Home Care N		Northwest Florida Home Care	2	1	07/10/19	09/24/19	Dec-19	50,000	62,000	44,449	56,449	12,000	5,551				-		-	
C	Northwest Florida Home Care N Total			2	1	07/10/19	09/24/19	Dec-19	50,000	62,000	44,449	56,449	12,000	5,551				-		-	

Securities and Exchange Commission, Plaintiff,
v.
Complete Business Solutions Group, Inc. d/b/a Par Funding et. al., Defendants.
CASE NO. 9:20-cv-81205
UNITED STATES DISTRICT COURT
SOUTHERN DISTRICT OF FLORIDA

Category C - Detail of CBSG MCA Suites Activity for the period from 2012 through July 27, 2020

Source: MCA Suites										Total Advances and Repayments per MCA Suites		Cash Advances and Repayments per MCA Suites			Transactional Data per MCA Suites				A/R Balance (Note 10)		
Category (Note 1)	Merchant Grouping (Note 11)	Funded After 01/01/20	Merchant Name (Note 8)	Total # of Deals (Note 2)	Deals with Reload (Note 3)	First Funding Date (Note 12)	Last Funding Date (Note 12)	Month of Last Payment (Note 13)	Advance Amount (Note 4)	Payback (Note 5)	Net Cash Advanced (Note 6)	Total Cash Repayments (Note 7)	E = D-C Net Cash Surplus (Deficit)	F Total Reload (Note 9)	G Total Write-off (Note 8)	H Total Fee (Note 8)	I Total Collections 06/2020-07/27/2020 (Note 7)	J Active A/R	K Default A/R	L = J+K Total A/R	
																					A
C	Northwest Florida Home Care Total			2	1	07/10/19	09/24/19	Dec-19	50,000	62,000	44,449	56,449	12,000	5,551				-		-	
C	Motorsport Cafe And Shoppe	N	Motorsport Cafe And Shoppe	3	2	08/29/17	03/15/18	Sep-19	62,028	87,857	45,900	68,106	22,206	15,028		5,495		-	10,217	10,217	
C	Motorsport Cafe And Shoppe	N Total		3	2	08/29/17	03/15/18	Sep-19	62,028	87,857	45,900	68,106	22,206	15,028		5,495		-	10,217	10,217	
C	Motorsport Cafe And Shoppe Total			3	2	08/29/17	03/15/18	Sep-19	62,028	87,857	45,900	68,106	22,206	15,028		5,495		-	10,217	10,217	
C	Nyack Towing	N	Nyack Towing	2	1	07/19/17	10/05/17	Mar-18	43,705	62,187	28,351	49,307	20,956	13,705		825		-		-	
C	Nyack Towing	N Total		2	1	07/19/17	10/05/17	Mar-18	43,705	62,187	28,351	49,307	20,956	13,705		825		-		-	
C	Nyack Towing Total			2	1	07/19/17	10/05/17	Mar-18	43,705	62,187	28,351	49,307	20,956	13,705		825		-		-	
C	Marc Brown	N	Marc Brown	2	1	08/29/18	12/12/18	May-19	10,000	13,300	8,447	12,347	3,900	1,553		600		-		-	
C	Marc Brown	N Total		2	1	08/29/18	12/12/18	May-19	10,000	13,300	8,447	12,347	3,900	1,553		600		-		-	
C	Marc Brown Total			2	1	08/29/18	12/12/18	May-19	10,000	13,300	8,447	12,347	3,900	1,553		600		-		-	
C	Le Cafe 107	N	Le Cafe 107	2	1	06/12/17	09/25/17	Mar-18	39,534	54,948	28,951	45,489	16,538	9,534		75		-		-	
C	Le Cafe 107	N Total		2	1	06/12/17	09/25/17	Mar-18	39,534	54,948	28,951	45,489	16,538	9,534		75		-		-	
C	Le Cafe 107 Total			2	1	06/12/17	09/25/17	Mar-18	39,534	54,948	28,951	45,489	16,538	9,534		75		-		-	
C	Mountain Transmissions	N	Mountain Transmissions	3	2	02/13/18	07/13/18	Oct-18	72,751	100,861	38,927	33,087	(5,840)	33,274		900		-	35,400	35,400	
C	Mountain Transmissions	N Total		3	2	02/13/18	07/13/18	Oct-18	72,751	100,861	38,927	33,087	(5,840)	33,274		900		-	35,400	35,400	
C	Mountain Transmissions Total			3	2	02/13/18	07/13/18	Oct-18	72,751	100,861	38,927	33,087	(5,840)	33,274		900		-	35,400	35,400	
C	Miller Sports And Signs	N	Miller Sports And Signs	3	1	04/18/18	12/03/18	May-19	112,522	153,683	91,862	135,928	44,066	17,830		75		-		-	
C	Miller Sports And Signs	N Total		3	1	04/18/18	12/03/18	May-19	112,522	153,683	91,862	135,928	44,066	17,830		75		-		-	
C	Miller Sports And Signs Total			3	1	04/18/18	12/03/18	May-19	112,522	153,683	91,862	135,928	44,066	17,830		75		-		-	
C	Mountain View Construction	Y	Mountain View Construction	2	1	02/05/20	05/08/20	Jul-20	20,000	28,000	15,500	24,100	8,600	3,900			11,933			-	
C	Mountain View Construction	Y Total		2	1	02/05/20	05/08/20	Jul-20	20,000	28,000	15,500	24,100	8,600	3,900			11,933			-	
C	Mountain View Construction Total			2	1	02/05/20	05/08/20	Jul-20	20,000	28,000	15,500	24,100	8,600	3,900			11,933			-	
C	Mcadams Towing	N	Mcadams Towing	17	1	09/12/19	12/19/19	Jun-20	68,698	93,390	64,168	50,567	(13,601)	4,340		2,025	125		40,508	40,508	
C	Mcadams Towing	N Total		17	1	09/12/19	12/19/19	Jun-20	68,698	93,390	64,168	50,567	(13,601)	4,340		2,025	125		40,508	40,508	
C	Mcadams Towing Total			17	1	09/12/19	12/19/19	Jun-20	68,698	93,390	64,168	50,567	(13,601)	4,340		2,025	125		40,508	40,508	
C	Misofcny LLC	N	Misofcny LLC	3	2	04/01/19	08/01/19	Nov-19	20,000	23,600	14,487	18,192	3,705	5,408				-		-	
C	Misofcny LLC	N Total		3	2	04/01/19	08/01/19	Nov-19	20,000	23,600	14,487	18,192	3,705	5,408				-		-	
C	Misofcny LLC Total			3	2	04/01/19	08/01/19	Nov-19	20,000	23,600	14,487	18,192	3,705	5,408				-		-	
C	Might Enterprises	N	Might Enterprises	2	1	09/18/19	12/20/19	Feb-20	225,000	269,500	208,698	253,233	44,535	16,267				-		-	
C	Might Enterprises	N Total		2	1	09/18/19	12/20/19	Feb-20	225,000	269,500	208,698	253,233	44,535	16,267				-		-	
C	Might Enterprises Total			2	1	09/18/19	12/20/19	Feb-20	225,000	269,500	208,698	253,233	44,535	16,267				-		-	
C	Lovekraft Motor Werks	N	Lovekraft Motor Werks	3	2	06/16/17	12/21/17	Oct-19	44,818	63,083	28,050	31,128	3,078	15,318		925		-	17,562	17,562	
C	Lovekraft Motor Werks	N Total		3	2	06/16/17	12/21/17	Oct-19	44,818	63,083	28,050	31,128	3,078	15,318		925		-	17,562	17,562	
C	Lovekraft Motor Werks Total			3	2	06/16/17	12/21/17	Oct-19	44,818	63,083	28,050	31,128	3,078	15,318		925		-	17,562	17,562	
C	Mirage Market	N	Mirage Market	1	-	04/19/17	04/19/17	Aug-17	10,000	14,000	9,650	9,040	(610)	325				-	5,285	5,285	
C	Mirage Market	N Total		1	-	04/19/17	04/19/17	Aug-17	10,000	14,000	9,650	9,040	(610)	325				-	5,285	5,285	
C	Mirage Market Total			1	-	04/19/17	04/19/17	Aug-17	10,000	14,000	9,650	9,040	(610)	325				-	5,285	5,285	
C	Law Office of Avia Rice Gauthier	N	Law Office of Avia Rice Gauthier	2	1	06/28/19	10/08/19	Mar-20	20,000	27,800	15,231	23,491	8,260	4,309				-		-	
C	Law Office of Avia Rice Gauthier	N Total		2	1	06/28/19	10/08/19	Mar-20	20,000	27,800	15,231	23,491	8,260	4,309				-		-	
C	Law Office of Avia Rice Gauthier Total			2	1	06/28/19	10/08/19	Mar-20	20,000	27,800	15,231	23,491	8,260	4,309				-		-	
C	Lino Olivieri RPM Services	N	Lino Olivieri RPM Services	5	3	07/17/15	07/20/16	Nov-16	53,537	75,271	36,750	61,010	24,260	15,537		1,275		-		-	
C	Lino Olivieri RPM Services	N Total		5	3	07/17/15	07/20/16	Nov-16	53,537	75,271	36,750	61,010	24,260	15,537		1,275		-		-	
C	Lino Olivieri RPM Services Total			5	3	07/17/15	07/20/16	Nov-16	53,537	75,271	36,750	61,010	24,260	15,537		1,275		-		-	
C	Mohamed Keita (Medical Transport)	N	Mohamed Keita (Medical Transport)	2	1	06/17/13	08/12/13	Jan-16	12,471	20,877	9,351	27,777	18,426	2,471		11,752		-	2,381	2,381	
C	Mohamed Keita (Medical Transport)	N Total		2	1	06/17/13	08/12/13	Jan-16	12,471	20,877	9,351	27,777	18,426	2,471		11,752		-	2,381	2,381	
C	Mohamed Keita (Medical Transport) Total			2	1	06/17/13	08/12/13	Jan-16	12,471	20,877	9,351	27,777	18,426	2,471		11,752		-	2,381	2,381	
C	Lipolaser of San Antonio	N	Lipolaser of San Antonio	3	1	06/09/16	01/12/17	Apr-17	37,989	53,184	31,560	39,160	7,600	5,489		5,475		-	14,010	14,010	

Securities and Exchange Commission, Plaintiff,
v.
Complete Business Solutions Group, Inc. d/b/a Par Funding et. al., Defendants.
CASE NO. 9:20-cv-81205
UNITED STATES DISTRICT COURT
SOUTHERN DISTRICT OF FLORIDA

Category C - Detail of CBSG MCA Suites Activity for the period from 2012 through July 27, 2020

Source: MCA Suites									Total Advances and Repayments per MCA Suites		Cash Advances and Repayments per MCA Suites			Transactional Data per MCA Suites				A/R Balance (Note 10)		
Category (Note 1)	Merchant Grouping (Note 11)	Funded After 01/01/20	Merchant Name (Note 8)	Total # of Deals (Note 2)	Deals with Reload (Note 3)	First Funding Date (Note 12)	Last Funding Date (Note 12)	Month of Last Payment (Note 13)	A	B	C	D	E = D-C	F	G	H	I	J	K	L = J+K
									Advance Amount (Note 4)	Payback (Note 5)	Net Cash Advanced (Note 6)	Total Cash Repayments (Note 7)	Net Cash Surplus (Deficit)	Total Reload (Note 9)	Total Write-off (Note 8)	Total Fee (Note 8)	Total Collections 06/2020-07/27/2020 (Note 7)	Active A/R	Default A/R	Total A/R
C	Lipolaser of San Antonio	N Total		3	1	06/09/16	01/12/17	Apr-17	37,989	53,184	31,560	39,160	7,600	5,489		5,475		-	14,010	14,010
C	Lipolaser of San Antonio Tota			3	1	06/09/16	01/12/17	Apr-17	37,989	53,184	31,560	39,160	7,600	5,489		5,475		-	14,010	14,010
C	Mr Handyman	N	Mr Handyman	4	2	08/29/16	01/13/17	Jan-18	163,822	224,561	106,435	171,711	65,276	53,822		5,014		-	4,043	4,043
C	Mr Handyman	N Total		4	2	08/29/16	01/13/17	Jan-18	163,822	224,561	106,435	171,711	65,276	53,822		5,014		-	4,043	4,043
C	Mr Handyman Total			4	2	08/29/16	01/13/17	Jan-18	163,822	224,561	106,435	171,711	65,276	53,822		5,014		-	4,043	4,043
C	Little Saints	N	Little Saints	5	3	06/16/16	11/14/17	May-19	64,755	93,620	36,502	69,015	32,513	26,555		1,950		-	-	-
C	Little Saints	N Total		5	3	06/16/16	11/14/17	May-19	64,755	93,620	36,502	69,015	32,513	26,555		1,950		-	-	-
C	Little Saints Total			5	3	06/16/16	11/14/17	May-19	64,755	93,620	36,502	69,015	32,513	26,555		1,950		-	-	-
C	Martin Painting (MPI Painting)	N	Martin Painting (MPI Painting)	2	1	09/23/16	01/06/17	Mar-18	91,014	129,019	60,902	66,454	5,552	28,514		1,100		-	35,151	35,151
C	Martin Painting (MPI Painting)	N Total		2	1	09/23/16	01/06/17	Mar-18	91,014	129,019	60,902	66,454	5,552	28,514		1,100		-	35,151	35,151
C	Martin Painting (MPI Painting) Total			2	1	09/23/16	01/06/17	Mar-18	91,014	129,019	60,902	66,454	5,552	28,514		1,100		-	35,151	35,151
C	Occupational Medical Center	N	Occupational Medical Center	2	1	04/12/17	09/28/17	Aug-18	58,365	83,211	46,701	72,646	25,945	10,865		300		-	-	-
C	Occupational Medical Center	N Total		2	1	04/12/17	09/28/17	Aug-18	58,365	83,211	46,701	72,646	25,945	10,865		300		-	-	-
C	Occupational Medical Center Total			2	1	04/12/17	09/28/17	Aug-18	58,365	83,211	46,701	72,646	25,945	10,865		300		-	-	-
C	Light Bulbs Unlimited	N	Light Bulbs Unlimited	4	3	07/25/13	10/30/13	Feb-18	125,456	172,964	37,558	84,870	47,312	84,056		2,075		-	6,113	6,113
C	Light Bulbs Unlimited	N Total		4	3	07/25/13	10/30/13	Feb-18	125,456	172,964	37,558	84,870	47,312	84,056		2,075		-	6,113	6,113
C	Light Bulbs Unlimited Total			4	3	07/25/13	10/30/13	Feb-18	125,456	172,964	37,558	84,870	47,312	84,056		2,075		-	6,113	6,113
C	LM Tile	N	LM Tile	4	1	10/20/17	07/10/18	Nov-18	122,060	165,440	110,332	156,980	46,648	9,560		1,100		-	-	-
C	LM Tile	N Total		4	1	10/20/17	07/10/18	Nov-18	122,060	165,440	110,332	156,980	46,648	9,560		1,100		-	-	-
C	LM Tile Total			4	1	10/20/17	07/10/18	Nov-18	122,060	165,440	110,332	156,980	46,648	9,560		1,100		-	-	-
C	MR Quikkee Lube	N	MR Quikkee Lube	8	4	11/21/18	09/05/19	Sep-19	180,000	227,900	149,901	161,567	11,667	30,029		1,680		-	37,983	37,983
C	MR Quikkee Lube	N Total		8	4	11/21/18	09/05/19	Sep-19	180,000	227,900	149,901	161,567	11,667	30,029		1,680		-	37,983	37,983
C	MR Quikkee Lube Total			8	4	11/21/18	09/05/19	Sep-19	180,000	227,900	149,901	161,567	11,667	30,029		1,680		-	37,983	37,983
C	Los Charros Mexican Restaurant	N	Los Charros Mexican Restaurant	4	3	02/12/18	01/29/19	Jun-19	249,774	345,254	140,625	238,073	97,449	108,180		999		-	-	-
C	Los Charros Mexican Restaurant	N Total		4	3	02/12/18	01/29/19	Jun-19	249,774	345,254	140,625	238,073	97,449	108,180		999		-	-	-
C	Los Charros Mexican Restaurant Total			4	3	02/12/18	01/29/19	Jun-19	249,774	345,254	140,625	238,073	97,449	108,180		999		-	-	-
C	Main Street Business Funding (MSBF)	N	Main Street Business Funding (MSBF)	5	1	05/13/15	01/19/16	Jun-16	1,271,590	1,635,001	1,211,070	1,642,181	431,111	60,520		137,983		-	70,283	70,283
C	Main Street Business Funding (MSBF)	N Total		5	1	05/13/15	01/19/16	Jun-16	1,271,590	1,635,001	1,211,070	1,642,181	431,111	60,520		137,983		-	70,283	70,283
C	Main Street Business Funding (MSBF) Total			5	1	05/13/15	01/19/16	Jun-16	1,271,590	1,635,001	1,211,070	1,642,181	431,111	60,520		137,983		-	70,283	70,283
C	New Beginnings Adult Center	N	New Beginnings Adult Center	1	-	06/25/19	06/25/19	Sep-19	10,000	12,400	5,538	12,775	7,238		375		-	-	-	-
C	New Beginnings Adult Center	N Total		1	-	06/25/19	06/25/19	Sep-19	10,000	12,400	5,538	12,775	7,238		375		-	-	-	-
C	New Beginnings Adult Center Total			1	-	06/25/19	06/25/19	Sep-19	10,000	12,400	5,538	12,775	7,238		375		-	-	-	-
C	Lending Key	N	Lending Key	2	1	10/25/17	01/10/18	May-18	31,287	44,052	19,145	33,265	14,120	10,787				-	-	-
C	Lending Key	N Total		2	1	10/25/17	01/10/18	May-18	31,287	44,052	19,145	33,265	14,120	10,787				-	-	-
C	Lending Key Total			2	1	10/25/17	01/10/18	May-18	31,287	44,052	19,145	33,265	14,120	10,787				-	-	-
C	La Burrita Mini Market	N	La Burrita Mini Market	4	2	06/29/17	11/16/17	Nov-18	28,011	39,854	15,650	20,982	5,332	11,511		2,891		-	10,253	10,253
C	La Burrita Mini Market	N Total		4	2	06/29/17	11/16/17	Nov-18	28,011	39,854	15,650	20,982	5,332	11,511		2,891		-	10,253	10,253
C	La Burrita Mini Market Total			4	2	06/29/17	11/16/17	Nov-18	28,011	39,854	15,650	20,982	5,332	11,511		2,891		-	10,253	10,253
C	Michael Dempsey DPM	N	Michael Dempsey DPM	3	2	01/26/15	06/17/15	Jul-15	37,330	52,262	18,542	25,103	6,561	15,194		300		-	12,266	12,266
C	Michael Dempsey DPM	N Total		3	2	01/26/15	06/17/15	Jul-15	37,330	52,262	18,542	25,103	6,561	15,194		300		-	12,266	12,266
C	Michael Dempsey DPM Total			3	2	01/26/15	06/17/15	Jul-15	37,330	52,262	18,542	25,103	6,561	15,194		300		-	12,266	12,266
C	New Shepard (Quality Window)	N	New Shepard (Quality Window)	2	1	11/19/18	01/31/19	Jan-19	71,095	85,668	35,632	16,941	(18,691)	34,664		4,226		-	38,290	38,290
C	New Shepard (Quality Window)	N Total		2	1	11/19/18	01/31/19	Jan-19	71,095	85,668	35,632	16,941	(18,691)	34,664		4,226		-	38,290	38,290

Securities and Exchange Commission, Plaintiff,
v.
Complete Business Solutions Group, Inc. d/b/a Par Funding et. al., Defendants.
CASE NO. 9:20-cv-81205
UNITED STATES DISTRICT COURT
SOUTHERN DISTRICT OF FLORIDA

Category C - Detail of CBSG MCA Suites Activity for the period from 2012 through July 27, 2020

Source: MCA Suites										Total Advances and Repayments per MCA Suites		Cash Advances and Repayments per MCA Suites			Transactional Data per MCA Suites				A/R Balance (Note 10)		
Category (Note 1)	Merchant Grouping (Note 11)	Funded After 01/01/20	Merchant Name (Note 8)	Total # of Deals (Note 2)	Deals with Rollover (Note 3)	First Funding Date (Note 12)	Last Funding Date (Note 12)	Month of Last Payment (Note 13)	Advance Amount (Note 4)	Payback (Note 5)	Net Cash Advanced (Note 6)	Total Cash Repayments (Note 7)	E = D-C Net Cash Surplus (Deficit)	F Total Rollover (Note 9)	G Total Write-off (Note 8)	H Total Fee (Note 8)	I Total Collections 06/2020-07/27/2020 (Note 7)	J Active A/R	K Default A/R	L = J+K Total A/R	
																					A
C	New Shepard (Quality Window)			2	1	11/19/18	01/31/19	Jan-19	71,095	85,668	35,632	16,941	(18,691)	34,664	4,226			-	38,290	38,290	
C	Lightning Industries	N	Lightning Industries	4	1	04/17/15	02/24/16	Aug-16	213,908	295,217	181,396	269,909	88,513	28,908	3,600			-		-	
C	Lightning Industries	N Total		4	1	04/17/15	02/24/16	Aug-16	213,908	295,217	181,396	269,909	88,513	28,908	3,600			-		-	
C	Lightning Industries Total			4	1	04/17/15	02/24/16	Aug-16	213,908	295,217	181,396	269,909	88,513	28,908	3,600			-		-	
C	Next Level Medical	N	Next Level Medical	2	1	04/09/15	07/21/15	Apr-16	26,160	36,624	20,000	30,989	10,989	6,160	525			-		-	
C	Next Level Medical	N Total		2	1	04/09/15	07/21/15	Apr-16	26,160	36,624	20,000	30,989	10,989	6,160	525			-		-	
C	Next Level Medical Total			2	1	04/09/15	07/21/15	Apr-16	26,160	36,624	20,000	30,989	10,989	6,160	525			-		-	
C	Mike Yeo	N	Mike Yec	3	1	12/03/18	05/31/19	Sep-19	65,000	83,600	55,448	75,333	19,885	8,267				-		-	
C	Mike Yeo	N Total		3	1	12/03/18	05/31/19	Sep-19	65,000	83,600	55,448	75,333	19,885	8,267				-		-	
C	Mike Yeo Total			3	1	12/03/18	05/31/19	Sep-19	65,000	83,600	55,448	75,333	19,885	8,267				-		-	
C	Ng And L	N	Ng And L	3	1	03/17/15	05/16/18	Oct-18	40,000	53,250	35,657	49,582	13,925	3,893	225			-		-	
C	Ng And L	N Total		3	1	03/17/15	05/16/18	Oct-18	40,000	53,250	35,657	49,582	13,925	3,893	225			-		-	
C	Ng And L Total			3	1	03/17/15	05/16/18	Oct-18	40,000	53,250	35,657	49,582	13,925	3,893	225			-		-	
C	Mckie 2 Heating and Air Conditioning	N	Mckie 2 Heating and Air Conditioning	15	-	04/22/19	12/31/19	Feb-20	39,429	54,229	38,429	49,829	11,400		1,500		5,900		5,900		
C	Mckie 2 Heating and Air Conditioning	N Total		15	-	04/22/19	12/31/19	Feb-20	39,429	54,229	38,429	49,829	11,400		1,500		5,900		5,900		
C	Mckie 2 Heating and Air Conditioning	N	Mckie 2 Heating and Air Conditioning	10	1	01/08/20	03/04/20	Jul-20	37,125	50,119	21,607	40,500	18,894	15,519		10,153	(5,900)		(5,900)		
C	Mckie 2 Heating and Air Conditioning	N Total		10	1	01/08/20	03/04/20	Jul-20	37,125	50,119	21,607	40,500	18,894	15,519		10,153	(5,900)		(5,900)		
C	Mckie 2 Heating and Air Conditioning Total			25	1	04/22/19	03/04/20	Jul-20	76,554	104,348	60,036	90,329	30,294	15,519	1,500	10,153	-		-		
C	Main Street Meats and Real Foods	N	Main Street Meats and Real Foods	3	2	06/26/19	07/03/19	Jan-20	12,093	15,775	11,633	11,614	(18)	-	3,150			7,311	7,311		
C	Main Street Meats and Real Foods	N Total		3	2	06/26/19	07/03/19	Jan-20	12,093	15,775	11,633	11,614	(18)	-	3,150			7,311	7,311		
C	Main Street Meats and Real Foods Total			3	2	06/26/19	07/03/19	Jan-20	12,093	15,775	11,633	11,614	(18)	-	3,150			7,311	7,311		
C	Line X Of Santa Maria	N	Line X Of Santa Maria	3	2	11/02/17	05/08/18	Sep-18	52,456	74,736	32,924	56,791	23,867	18,096	150			-	-		
C	Line X Of Santa Maria	N Total		3	2	11/02/17	05/08/18	Sep-18	52,456	74,736	32,924	56,791	23,867	18,096	150			-	-		
C	Line X Of Santa Maria Total			3	2	11/02/17	05/08/18	Sep-18	52,456	74,736	32,924	56,791	23,867	18,096	150			-	-		
C	Master Sergeant Clothing	N	Master Sergeant Clothing	5	4	09/13/16	12/28/17	Jan-18	39,693	55,872	23,850	27,513	3,663	14,693	525			14,192	14,192		
C	Master Sergeant Clothing	N Total		5	4	09/13/16	12/28/17	Jan-18	39,693	55,872	23,850	27,513	3,663	14,693	525			14,192	14,192		
C	Master Sergeant Clothing Total			5	4	09/13/16	12/28/17	Jan-18	39,693	55,872	23,850	27,513	3,663	14,693	525			14,192	14,192		
C	Nissi Landscaping	N	Nissi Landscaping	2	1	10/29/18	02/25/19	Jul-19	30,000	41,400	26,130	38,280	12,150	3,120				-	-		
C	Nissi Landscaping	N Total		2	1	10/29/18	02/25/19	Jul-19	30,000	41,400	26,130	38,280	12,150	3,120				-	-		
C	Nissi Landscaping Total			2	1	10/29/18	02/25/19	Jul-19	30,000	41,400	26,130	38,280	12,150	3,120				-	-		
C	Mathcloud	N	Mathcloud	2	1	03/09/18	09/07/18	Feb-19	250,000	333,000	241,559	289,227	47,668	6,273	3,950			41,450	41,450		
C	Mathcloud	N Total		2	1	03/09/18	09/07/18	Feb-19	250,000	333,000	241,559	289,227	47,668	6,273	3,950			41,450	41,450		
C	Mathcloud Total			2	1	03/09/18	09/07/18	Feb-19	250,000	333,000	241,559	289,227	47,668	6,273	3,950			41,450	41,450		
C	LT Plumbing	N	LT Plumbing	3	2	11/20/18	06/28/19	Mar-20	168,855	230,696	131,125	127,257	(3,868)	36,529	575			67,485	67,485		
C	LT Plumbing	N Total		3	2	11/20/18	06/28/19	Mar-20	168,855	230,696	131,125	127,257	(3,868)	36,529	575			67,485	67,485		
C	LT Plumbing Total			3	2	11/20/18	06/28/19	Mar-20	168,855	230,696	131,125	127,257	(3,868)	36,529	575			67,485	67,485		
C	Maxx Fire Protection	N	Maxx Fire Protection	16	1	08/15/19	11/14/19	Nov-19	67,663	89,806	65,028	43,593	(21,436)	2,480	400			44,133	44,133		
C	Maxx Fire Protection	N Total		16	1	08/15/19	11/14/19	Nov-19	67,663	89,806	65,028	43,593	(21,436)	2,480	400			44,133	44,133		
C	Maxx Fire Protection Total			16	1	08/15/19	11/14/19	Nov-19	67,663	89,806	65,028	43,593	(21,436)	2,480	400			44,133	44,133		
C	North East Fuel Group	N	North East Fuel Group	5	5	01/17/14	12/17/14	Mar-20	733,953	1,038,089	591,687	497,938	(93,749)	133,884	196,039			602,306	602,306		
C	North East Fuel Group	N Total		5	5	01/17/14	12/17/14	Mar-20	733,953	1,038,089	591,687	497,938	(93,749)	133,884	196,039			602,306	602,306		
C	North East Fuel Group Total			5	5	01/17/14	12/17/14	Mar-20	733,953	1,038,089	591,687	497,938	(93,749)	133,884	196,039			602,306	602,306		
C	Museum Distributors	N	Museum Distributors	3	1	12/18/12	09/03/13	Jan-14	35,000	47,250	32,264	45,388	13,124	1,412	(450)			-	-		
C	Museum Distributors	N Total		3	1	12/18/12	09/03/13	Jan-14	35,000	47,250	32,264	45,388	13,124	1,412	(450)			-	-		
C	Museum Distributors Total			3	1	12/18/12	09/03/13	Jan-14	35,000	47,250	32,264	45,388	13,124	1,412	(450)			-	-		
C	Mile High Medical Services	N	Mile High Medical Services	3	2	08/08/16	01/06/17	Sep-17	41,462	59,286	25,201	45,248	20,047	15,462	1,425			-	-		
C	Mile High Medical Services	N Total		3	2	08/08/16	01/06/17	Sep-17	41,462	59,286	25,201	45,248	20,047	15,462	1,425			-	-		

Securities and Exchange Commission, Plaintiff,
v.
Complete Business Solutions Group, Inc. d/b/a Par Funding et. al., Defendants.
CASE NO. 9:20-cv-81205
UNITED STATES DISTRICT COURT
SOUTHERN DISTRICT OF FLORIDA

Category C - Detail of CBSG MCA Suites Activity for the period from 2012 through July 27, 2020

Source: MCA Suites										Total Advances and Repayments per MCA Suites		Cash Advances and Repayments per MCA Suites			Transactional Data per MCA Suites				A/R Balance (Note 10)		
Category (Note 1)	Merchant Grouping (Note 11)	Funded After 01/01/20	Merchant Name (Note 8)	Total # of Deals (Note 2)	Deals with Reload (Note 3)	First Funding Date (Note 12)	Last Funding Date (Note 12)	Month of Last Payment (Note 13)	Advance Amount (Note 4)	Payback (Note 5)	Net Cash Advanced (Note 6)	Total Cash Repayments (Note 7)	Net Cash Surplus (Deficit)	Total Reload (Note 9)	Total Write-off (Note 8)	Total Fee (Note 8)	Total Collections 06/2020-07/27/2020 (Note 7)	Active A/R	Default A/R	Total A/R	
																					A
C	Mile High Medical Services Total			3	2	08/08/16	01/06/17	Sep-17	41,462	59,286	25,201	45,248	20,047	15,462		1,425		-		-	
C	Lee Jacobs Christian Karate Center	N	Lee Jacobs Christian Karate Center	15	1	12/07/17	03/09/18	Aug-18	37,313	54,210	25,181	48,197	23,017	10,588		4,575		-		-	
C	Lee Jacobs Christian Karate Center	N Total		15	1	12/07/17	03/09/18	Aug-18	37,313	54,210	25,181	48,197	23,017	10,588		4,575		-		-	
C	Lee Jacobs Christian Karate Center Total			15	1	12/07/17	03/09/18	Aug-18	37,313	54,210	25,181	48,197	23,017	10,588		4,575		-		-	
C	Pahoa Fresh Fish	N	Pahoa Fresh Fish	4	3	10/25/18	10/22/19	Mar-20	70,000	96,860	46,239	73,639	27,400	23,222				-		-	
C	Pahoa Fresh Fish	N Total		4	3	10/25/18	10/22/19	Mar-20	70,000	96,860	46,239	73,639	27,400	23,222				-		-	
C	Pahoa Fresh Fish Total			4	3	10/25/18	10/22/19	Mar-20	70,000	96,860	46,239	73,639	27,400	23,222				-		-	
C	N Burnett A Sanchez	N	N Burnett A Sanchez	2	1	10/16/15	12/29/15	May-16	11,710	16,394	7,500	12,909	5,409	3,710		225		-		-	
C	N Burnett A Sanchez	N Total		2	1	10/16/15	12/29/15	May-16	11,710	16,394	7,500	12,909	5,409	3,710		225		-		-	
C	N Burnett A Sanchez Total			2	1	10/16/15	12/29/15	May-16	11,710	16,394	7,500	12,909	5,409	3,710		225		-		-	
C	NTC Waste	N	NTC Waste	23	11	05/15/17	12/06/17	Mar-20	4,759,903	5,684,925	2,680,594	1,579,023	(1,101,571)	2,067,812	17,200	20,621		-	1,941,512	1,941,512	
C	NTC Waste	N Total		23	11	05/15/17	12/06/17	Mar-20	4,759,903	5,684,925	2,680,594	1,579,023	(1,101,571)	2,067,812	17,200	20,621		-	1,941,512	1,941,512	
C	NTC Waste Total			23	11	05/15/17	12/06/17	Mar-20	4,759,903	5,684,925	2,680,594	1,579,023	(1,101,571)	2,067,812	17,200	20,621		-	1,941,512	1,941,512	
C	N2 Deep Offroad	N	N2 Deep Offroad	14	1	06/19/19	09/04/19	Jun-20	202,697	265,990	192,548	163,522	(29,026)	8,579	1,950	5,000		-	95,840	95,840	
C	N2 Deep Offroad	N Total		14	1	06/19/19	09/04/19	Jun-20	202,697	265,990	192,548	163,522	(29,026)	8,579	1,950	5,000		-	95,840	95,840	
C	N2 Deep Offroad Total			14	1	06/19/19	09/04/19	Jun-20	202,697	265,990	192,548	163,522	(29,026)	8,579	1,950	5,000		-	95,840	95,840	
C	Little Legacy	N	Little Legacy	5	3	11/10/16	08/31/18	Nov-19	62,620	89,666	36,000	63,046	27,046	26,620				-		-	
C	Little Legacy	N Total		5	3	11/10/16	08/31/18	Nov-19	62,620	89,666	36,000	63,046	27,046	26,620				-		-	
C	Little Legacy Total			5	3	11/10/16	08/31/18	Nov-19	62,620	89,666	36,000	63,046	27,046	26,620				-		-	
C	Michael Helene Salon Gallery	N	Michael Helene Salon Gallery	4	1	06/15/17	05/09/18	Jan-19	198,636	276,931	185,496	268,645	83,149	8,636		350		-		-	
C	Michael Helene Salon Gallery	N Total		4	1	06/15/17	05/09/18	Jan-19	198,636	276,931	185,496	268,645	83,149	8,636		350		-		-	
C	Michael Helene Salon Gallery Total			4	1	06/15/17	05/09/18	Jan-19	198,636	276,931	185,496	268,645	83,149	8,636		350		-		-	
C	Medical Billing Management	N	Medical Billing Management	3	1	03/05/15	05/01/15	Jun-15	77,181	107,103	55,332	84,944	29,612	20,681		5,675		-	7,153	7,153	
C	Medical Billing Management	N Total		3	1	03/05/15	05/01/15	Jun-15	77,181	107,103	55,332	84,944	29,612	20,681		5,675		-	7,153	7,153	
C	Medical Billing Management Total			3	1	03/05/15	05/01/15	Jun-15	77,181	107,103	55,332	84,944	29,612	20,681		5,675		-	7,153	7,153	
C	Mi Chi LLC	N	Mi Chi LLC	2	1	11/23/15	03/14/16	Aug-16	78,668	98,768	59,500	42,679	(16,821)	18,668		6,253		-	43,674	43,674	
C	Mi Chi LLC	N Total		2	1	11/23/15	03/14/16	Aug-16	78,668	98,768	59,500	42,679	(16,821)	18,668		6,253		-	43,674	43,674	
C	Mi Chi LLC Total			2	1	11/23/15	03/14/16	Aug-16	78,668	98,768	59,500	42,679	(16,821)	18,668		6,253		-	43,674	43,674	
C	Medical Supply Depot	N	Medical Supply Depot	2	1	08/21/13	11/06/13	Jul-20	57,394	80,351	38,612	38,079	(533)	17,394		3,350	200		28,228	28,228	
C	Medical Supply Depot	N Total		2	1	08/21/13	11/06/13	Jul-20	57,394	80,351	38,612	38,079	(533)	17,394		3,350	200		28,228	28,228	
C	Medical Supply Depot Total			2	1	08/21/13	11/06/13	Jul-20	57,394	80,351	38,612	38,079	(533)	17,394		3,350	200		28,228	28,228	
C	Limitless Roofing and Services	N	Limitless Roofing and Services	2	1	11/15/18	01/31/19	Mar-19	79,257	94,893	38,090	19,059	(19,031)	40,167		4,476		-	40,142	40,142	
C	Limitless Roofing and Services	N Total		2	1	11/15/18	01/31/19	Mar-19	79,257	94,893	38,090	19,059	(19,031)	40,167		4,476		-	40,142	40,142	
C	Limitless Roofing and Services Total			2	1	11/15/18	01/31/19	Mar-19	79,257	94,893	38,090	19,059	(19,031)	40,167		4,476		-	40,142	40,142	
C	Oakridge Landscape and Irrigation	N	Oakridge Landscape and Irrigation	3	1	02/28/17	12/04/17	Sep-18	567,273	731,782	444,096	614,809	170,713	117,273		300		-		-	
C	Oakridge Landscape and Irrigation	N Total		3	1	02/28/17	12/04/17	Sep-18	567,273	731,782	444,096	614,809	170,713	117,273		300		-		-	
C	Oakridge Landscape and Irrigation Total			3	1	02/28/17	12/04/17	Sep-18	567,273	731,782	444,096	614,809	170,713	117,273		300		-		-	
C	Lake Area Fish House	N	Lake Area Fish House	3	2	12/05/12	09/18/13	Dec-19	117,164	166,320	88,894	142,198	53,304	27,472		3,350		-		-	
C	Lake Area Fish House	N Total		3	2	12/05/12	09/18/13	Dec-19	117,164	166,320	88,894	142,198	53,304	27,472		3,350		-		-	
C	Lake Area Fish House Total			3	2	12/05/12	09/18/13	Dec-19	117,164	166,320	88,894	142,198	53,304	27,472		3,350		-		-	
C	Li Center	N	Li Center	17	5	05/21/18	06/12/19	Mar-20	84,992	109,914	61,002	73,518	12,517	17,506	23,016	1,550		-	(2,577)	(2,577)	
C	Li Center	N Total		17	5	05/21/18	06/12/19	Mar-20	84,992	109,914	61,002	73,518	12,517	17,506	23,016	1,550		-	(2,577)	(2,577)	
C	Li Center Total			17	5	05/21/18	06/12/19	Mar-20	84,992	109,914	61,002	73,518	12,517	17,506	23,016	1,550		-	(2,577)	(2,577)	
C	One World Lab	N	One World Lab	3	2	11/12/15	06/20/16	May-17	121,739	167,602	87,065	97,982	10,917	31,739		3,759		-	41,640	41,640	
C	One World Lab	N Total		3	2	11/12/15	06/20/16	May-17	121,739	167,602	87,065	97,982	10,917	31,739		3,759		-	41,640	41,640	
C	One World Lab Total			3	2	11/12/15	06/20/16	May-17	121,739	167,602	87,065	97,982	10,917	31,739		3,759		-	41,640	41,640	
C	Landmass Hauling	N	Landmass Hauling	3	2	04/30/15	10/07/15	Jan-16	38,755	54,756	23,152	29,669	6,517	13,755				-	11,332	11,332	
C	Landmass Hauling	N Total		3	2	04/30/15	10/07/15	Jan-16	38,755	54,756	23,152	29,669	6,517	13,755				-	11,332	11,332	

Securities and Exchange Commission, Plaintiff,
v.
Complete Business Solutions Group, Inc. d/b/a Par Funding et. al., Defendants.
CASE NO. 9:20-cv-81205
UNITED STATES DISTRICT COURT
SOUTHERN DISTRICT OF FLORIDA

Category C - Detail of CBSG MCA Suites Activity for the period from 2012 through July 27, 2020

Source: MCA Suites										Total Advances and Repayments per MCA Suites		Cash Advances and Repayments per MCA Suites			Transactional Data per MCA Suites				A/R Balance (Note 10)		
Category (Note 1)	Merchant Grouping (Note 11)	Funded After 01/01/20	Merchant Name (Note 8)	Total # of Deals (Note 2)	Deals with Reload (Note 3)	First Funding Date (Note 12)	Last Funding Date (Note 12)	Month of Last Payment (Note 13)	Advance Amount (Note 4)	Payback (Note 5)	Net Cash Advanced (Note 6)	Total Cash Repayments (Note 7)	E = D-C	Total Reload (Note 9)	Total Write-off (Note 8)	Total Fee (Note 8)	Total Collections 06/2020-07/27/2020 (Note 7)	Active A/R	Default A/R	Total A/R	
																					A
C	Landmass Hauling			3	2	04/30/15	10/07/15	Jan-16	38,755	54,756	23,152	29,669	6,517	13,755				-	11,332	11,332	
C	Open Logic Corporation	N	Open Logic Corporation	3	2	03/16/18	12/11/18	Nov-19	28,343	37,862	13,900	13,237	(663)	13,343	2,375		-	13,657	13,657		
C	Open Logic Corporation	N Total		3	2	03/16/18	12/11/18	Nov-19	28,343	37,862	13,900	13,237	(663)	13,343	2,375		-	13,657	13,657		
C	Open Logic Corporation			3	2	03/16/18	12/11/18	Nov-19	28,343	37,862	13,900	13,237	(663)	13,343	2,375		-	13,657	13,657		
C	Olga Enterprise	N	Olga Enterprise	5	2	08/31/15	07/14/17	Jul-19	407,400	534,620	336,501	412,270	75,769	70,200	53,025	875	-	-	-		
C	Olga Enterprise	N Total		5	2	08/31/15	07/14/17	Jul-19	407,400	534,620	336,501	412,270	75,769	70,200	53,025	875	-	-	-		
C	Olga Enterprise			5	2	08/31/15	07/14/17	Jul-19	407,400	534,620	336,501	412,270	75,769	70,200	53,025	875	-	-	-		
C	Ortiz Internationa	N	Ortiz Internationa	1	1	09/25/19	09/25/19	Jan-20	10,000	14,200	9,700	9,165	(535)	5,035			-	-	-		
C	Ortiz International	N Total		1	1	09/25/19	09/25/19	Jan-20	10,000	14,200	9,700	9,165	(535)	5,035			-	-	-		
C	Ortiz Internationa	Y	Ortiz Internationa	1	-	01/10/20	01/10/20	Mar-20	15,000	16,950	9,965	16,950	6,985				-	-	-		
C	Ortiz International	Y Total		1	-	01/10/20	01/10/20	Mar-20	15,000	16,950	9,965	16,950	6,985				-	-	-		
C	Ortiz International			2	1	09/25/19	01/10/20	Mar-20	25,000	31,150	19,665	26,115	6,450	5,035			-	-	-		
C	MK Home Furnishings	N	MK Home Furnishings	3	2	04/02/19	04/30/19	Apr-19	47,501	53,995	21,347	3,286	(18,062)	25,767	825		-	25,767	25,767		
C	MK Home Furnishings	N Total		3	2	04/02/19	04/30/19	Apr-19	47,501	53,995	21,347	3,286	(18,062)	25,767	825		-	25,767	25,767		
C	MK Home Furnishings			3	2	04/02/19	04/30/19	Apr-19	47,501	53,995	21,347	3,286	(18,062)	25,767	825		-	25,767	25,767		
C	Laveen Total Eyecare	N	Laveen Total Eyecare	15	2	12/05/18	04/15/19	Sep-19	110,150	143,610	77,468	113,463	35,995	5,975	25,672	1,500	-	-	-		
C	Laveen Total Eyecare	N Total		15	2	12/05/18	04/15/19	Sep-19	110,150	143,610	77,468	113,463	35,995	5,975	25,672	1,500	-	-	-		
C	Laveen Total Eyecare			15	2	12/05/18	04/15/19	Sep-19	110,150	143,610	77,468	113,463	35,995	5,975	25,672	1,500	-	-	-		
C	Metro Filing Services	N	Metro Filing Services	6	4	06/29/15	05/05/17	Sep-19	283,743	385,040	177,534	278,424	100,891	101,005	10,320	4,710	-	-	-		
C	Metro Filing Services	N Total		6	4	06/29/15	05/05/17	Sep-19	283,743	385,040	177,534	278,424	100,891	101,005	10,320	4,710	-	-	-		
C	Metro Filing Services			6	4	06/29/15	05/05/17	Sep-19	283,743	385,040	177,534	278,424	100,891	101,005	10,320	4,710	-	-	-		
C	Nationwide Screen Printing	N	Nationwide Screen Printing	8	6	05/24/18	01/29/19	May-19	116,040	147,774	76,962	79,852	2,890	36,753	2,775		-	33,944	33,944		
C	Nationwide Screen Printing	N Total		8	6	05/24/18	01/29/19	May-19	116,040	147,774	76,962	79,852	2,890	36,753	2,775		-	33,944	33,944		
C	Nationwide Screen Printing			8	6	05/24/18	01/29/19	May-19	116,040	147,774	76,962	79,852	2,890	36,753	2,775		-	33,944	33,944		
C	Optimeyes	N	Optimeyes	2	1	12/26/17	05/31/18	Dec-18	141,572	209,364	99,686	169,472	69,786				-	-	-		
C	Optimeyes	N Total		2	1	12/26/17	05/31/18	Dec-18	141,572	209,364	99,686	169,472	69,786				-	-	-		
C	Optimeyes			2	1	12/26/17	05/31/18	Dec-18	141,572	209,364	99,686	169,472	69,786				-	-	-		
C	Loud Family Denta	N	Loud Family Denta	3	1	12/20/18	06/25/19	Aug-19	33,000	38,940	26,998	33,433	6,435	5,582	75		-	-	-		
C	Loud Family Denta	N Total		3	1	12/20/18	06/25/19	Aug-19	33,000	38,940	26,998	33,433	6,435	5,582	75		-	-	-		
C	Loud Family Denta			3	1	12/20/18	06/25/19	Aug-19	33,000	38,940	26,998	33,433	6,435	5,582	75		-	-	-		
C	Osmal Auto Repair	N	Osmal Auto Repair	4	3	08/02/16	03/22/17	Mar-18	55,815	79,601	29,351	56,061	26,710	25,315	1,775		-	-	-		
C	Osmal Auto Repair	N Total		4	3	08/02/16	03/22/17	Mar-18	55,815	79,601	29,351	56,061	26,710	25,315	1,775		-	-	-		
C	Osmal Auto Repair			4	3	08/02/16	03/22/17	Mar-18	55,815	79,601	29,351	56,061	26,710	25,315	1,775		-	-	-		
C	Pacific Dental Center	N	Pacific Dental Center	4	3	08/02/16	10/03/17	Feb-18	88,912	122,165	74,316	108,367	34,051	13,797			-	-	-		
C	Pacific Dental Center	N Total		4	3	08/02/16	10/03/17	Feb-18	88,912	122,165	74,316	108,367	34,051	13,797			-	-	-		
C	Pacific Dental Center			4	3	08/02/16	10/03/17	Feb-18	88,912	122,165	74,316	108,367	34,051	13,797			-	-	-		
C	Leaks Construction	N	Leaks Construction	5	1	03/28/19	10/18/19	Apr-20	1,025,000	1,236,250	935,610	1,028,350	92,740	89,250	119,250	600	-	-	-		
C	Leaks Construction	N Total		5	1	03/28/19	10/18/19	Apr-20	1,025,000	1,236,250	935,610	1,028,350	92,740	89,250	119,250	600	-	-	-		
C	Leaks Construction			5	1	03/28/19	10/18/19	Apr-20	1,025,000	1,236,250	935,610	1,028,350	92,740	89,250	119,250	600	-	-	-		
C	Middle G Cattle Company	N	Middle G Cattle Company	14	3	03/18/19	05/31/19	Jul-20	209,035	268,197	179,500	122,626	(56,874)	29,500	850	1,500	-	116,921	116,921		
C	Middle G Cattle Company	N Total		14	3	03/18/19	05/31/19	Jul-20	209,035	268,197	179,500	122,626	(56,874)	29,500	850	1,500	-	116,921	116,921		
C	Middle G Cattle Company			14	3	03/18/19	05/31/19	Jul-20	209,035	268,197	179,500	122,626	(56,874)	29,500	850	1,500	-	116,921	116,921		
C	P&P Enterprises	N	P&P Enterprises	4	3	06/27/16	05/19/17	Feb-19	78,364	108,462	56,519	88,542	32,023	21,045	1,125		-	-	-		
C	P&P Enterprises	N Total		4	3	06/27/16	05/19/17	Feb-19	78,364	108,462	56,519	88,542	32,023	21,045	1,125		-	-	-		
C	P&P Enterprises			4	3	06/27/16	05/19/17	Feb-19	78,364	108,462	56,519	88,542	32,023	21,045	1,125		-	-	-		
C	Mickys Truck Services	N	Mickys Truck Services	12	3	02/07/19	04/24/19	Jul-19	50,400	68,800	48,220	30,626	(17,594)	1,240	1,050		-	37,984	37,984		
C	Mickys Truck Services	N Total		12	3	02/07/19	04/24/19	Jul-19	50,400	68,800	48,220	30,626	(17,594)	1,240	1,050		-	37,984	37,984		
C	Mickys Truck Services			12	3	02/07/19	04/24/19	Jul-19	50,400	68,800	48,220	30,626	(17,594)	1,240	1,050		-	37,984	37,984		
C	MBR Construction	N	MBR Construction	1	1	12/02/19	12/02/19	Jan-20	5,000	7,000	4,850	3,661	(1,189)	3,339			-	-	-		
C	MBR Construction	N Total		1	1	12/02/19	12/02/19	Jan-20	5,000	7,000	4,850	3,661	(1,189)	3,339			-	-	-		
C	MBR Construction	Y	MBR Construction	1	-	01/23/20	01/23/20	Apr-20	5,000	7,000	1,661	7,000	5,339				-	-	-		
C	MBR Construction	Y Total		1	-	01/23/20	01/23/20	Apr-20	5,000	7,000	1,661	7,000	5,339				-	-	-		

Securities and Exchange Commission, Plaintiff,
v.
Complete Business Solutions Group, Inc. d/b/a Par Funding et. al., Defendants.
CASE NO. 9:20-cv-81205
UNITED STATES DISTRICT COURT
SOUTHERN DISTRICT OF FLORIDA

Category C - Detail of CBSG MCA Suites Activity for the period from 2012 through July 27, 2020

Source: MCA Suites

Category (Note 1)	Merchant Grouping (Note 11)	Funded After 01/01/20	Merchant Name (Note 8)	Total # of Deals (Note 2)	Deals with Rollover (Note 3)	First Funding Date (Note 12)	Last Funding Date (Note 12)	Month of Last Payment (Note 13)	Total Advances and Repayments per MCA Suites		Cash Advances and Repayments per MCA Suites			Transactional Data per MCA Suites				A/R Balance (Note 10)			
									A	B	C	D	E = D-C	F	G	H	I	J	K	L = J+K	
									Advance Amount (Note 4)	Payback (Note 5)	Net Cash Advanced (Note 6)	Total Cash Repayments (Note 7)	Net Cash Surplus (Deficit)	Total Rollover (Note 9)	Total Write-off (Note 8)	Total Fee (Note 8)	Total Collections 06/2020-07/27/2020 (Note 7)	Active A/R	Default A/R	Total A/R	
C	MBR Construction Total			2	1	12/02/19	01/23/20	Apr-20	10,000	14,000	6,511	10,661	4,150	3,339					-		-
C	Pacific Fruit & Beverage Company	N	Pacific Fruit & Beverage Company	2	1	12/27/12	04/12/13	May-19	52,000	72,600	46,732	50,887	4,155	4,768		19,866			-	36,811	36,811
C	Pacific Fruit & Beverage Company	N Total		2	1	12/27/12	04/12/13	May-19	52,000	72,600	46,732	50,887	4,155	4,768		19,866			-	36,811	36,811
C	Pacific Fruit & Beverage Company Total			2	1	12/27/12	04/12/13	May-19	52,000	72,600	46,732	50,887	4,155	4,768		19,866			-	36,811	36,811
C	MBM Group	N	MBM Group	4	1	07/30/18	04/26/19	Oct-19	250,000	346,200	240,729	343,197	102,468						-		-
C	MBM Group	N Total		4	1	07/30/18	04/26/19	Oct-19	250,000	346,200	240,729	343,197	102,468						-		-
C	MBM Group Total			4	1	07/30/18	04/26/19	Oct-19	250,000	346,200	240,729	343,197	102,468						-		-
C	Neagle Choice	N	Neagle Choice	21	1	08/07/19	12/11/19	Mar-20	235,330	311,646	231,210	308,001	76,791		75				-		-
C	Neagle Choice	N Total		21	1	08/07/19	12/11/19	Mar-20	235,330	311,646	231,210	308,001	76,791		75				-		-
C	Neagle Choice Total			21	1	08/07/19	12/11/19	Mar-20	235,330	311,646	231,210	308,001	76,791		75				-		-
C	Nails R Us	N	Nails R Us	11	11	05/08/14	08/18/15	Oct-17	57,800	75,450	50,600	43,042	(7,558)						-		-
C	Nails R Us	N Total		11	11	05/08/14	08/18/15	Oct-17	57,800	75,450	50,600	43,042	(7,558)						-		-
C	Nails R Us Total			11	11	05/08/14	08/18/15	Oct-17	57,800	75,450	50,600	43,042	(7,558)						-		-
C	Paintless Dent Doctor	N	Paintless Dent Doctor	2	1	08/10/17	09/27/17	Nov-17	29,355	41,797	18,900	32,442	13,542						-		-
C	Paintless Dent Doctor	N Total		2	1	08/10/17	09/27/17	Nov-17	29,355	41,797	18,900	32,442	13,542						-		-
C	Paintless Dent Doctor Total			2	1	08/10/17	09/27/17	Nov-17	29,355	41,797	18,900	32,442	13,542						-		-
C	Mid South Carbon	N	Mid South Carbon	3	1	07/17/17	10/05/17	Oct-18	1,063,159	1,525,743	1,012,200	935,648	(76,552)			12,072			-	557,040	557,040
C	Mid South Carbon	N Total		3	1	07/17/17	10/05/17	Oct-18	1,063,159	1,525,743	1,012,200	935,648	(76,552)			12,072			-	557,040	557,040
C	Mid South Carbon Total			3	1	07/17/17	10/05/17	Oct-18	1,063,159	1,525,743	1,012,200	935,648	(76,552)			12,072			-	557,040	557,040
C	Mid State Fence	N	Mid State Fence	1	1	10/21/19	10/21/19	Feb-20	15,000	20,850	14,550	18,348	3,798						-		-
C	Mid State Fence	N Total		1	1	10/21/19	10/21/19	Feb-20	15,000	20,850	14,550	18,348	3,798						-		-
C	Mid State Fence	Y	Mid State Fence	1	-	03/02/20	03/02/20	Jul-20	20,000	27,800	16,698	27,800	11,102			10,008			-		-
C	Mid State Fence	Y Total		1	-	03/02/20	03/02/20	Jul-20	20,000	27,800	16,698	27,800	11,102			10,008			-		-
C	Mid State Fence Total			2	1	10/21/19	03/02/20	Jul-20	35,000	48,650	31,248	46,148	14,900	2,502		10,008			-		-
C	Midnight Roadside Services	N	Midnight Roadside Services	18	1	02/07/19	09/18/19	Dec-19	70,698	97,809	58,944	65,744	6,800	2,675	8,909	2,225			-	22,706	22,706
C	Midnight Roadside Services	N Total		18	1	02/07/19	09/18/19	Dec-19	70,698	97,809	58,944	65,744	6,800	2,675	8,909	2,225			-	22,706	22,706
C	Midnight Roadside Services Total			18	1	02/07/19	09/18/19	Dec-19	70,698	97,809	58,944	65,744	6,800	2,675	8,909	2,225			-	22,706	22,706
C	Greenbox POS Inc	N	Greenbox POS Inc	1	1	12/09/19	12/09/19	Mar-20	200,000	240,000	199,965	192,000	(7,965)						-		-
C	Greenbox POS Inc	N Total		1	1	12/09/19	12/09/19	Mar-20	200,000	240,000	199,965	192,000	(7,965)						-		-
C	Greenbox POS Inc	Y	Greenbox POS Inc	1	-	03/03/20	03/03/20	Jun-20	248,000	297,600	200,000	297,600	97,600			59,520			-		-
C	Greenbox POS Inc	Y Total		1	-	03/03/20	03/03/20	Jun-20	248,000	297,600	200,000	297,600	97,600			59,520			-		-
C	Greenbox POS Inc Total			2	1	12/09/19	03/03/20	Jun-20	448,000	537,600	399,965	489,600	89,635	48,000		59,520			-		-
C	GID Remodeling And Services	N	GID Remodeling And Services	2	1	06/08/17	09/22/17	Nov-17	21,754	30,946	20,100	30,267	10,167	754		75			-		-
C	GID Remodeling And Services	N Total		2	1	06/08/17	09/22/17	Nov-17	21,754	30,946	20,100	30,267	10,167	754		75			-		-
C	GID Remodeling And Services Total			2	1	06/08/17	09/22/17	Nov-17	21,754	30,946	20,100	30,267	10,167	754		75			-		-
C	Joy Fit Nutrition	N	Joy Fit Nutrition	7	6	07/07/17	10/24/18	Nov-18	53,685	75,222	24,897	33,070	8,172	27,353	1,925				-	16,725	16,725
C	Joy Fit Nutrition	N Total		7	6	07/07/17	10/24/18	Nov-18	53,685	75,222	24,897	33,070	8,172	27,353	1,925				-	16,725	16,725
C	Joy Fit Nutrition Total			7	6	07/07/17	10/24/18	Nov-18	53,685	75,222	24,897	33,070	8,172	27,353	1,925				-	16,725	16,725
C	J and J Truck and Trailer Repair	N	J and J Truck and Trailer Repair	3	1	11/09/18	01/31/19	Oct-19	117,546	144,663	71,148	45,285	(25,863)	45,763		400			-	54,015	54,015
C	J and J Truck and Trailer Repair	N Total		3	1	11/09/18	01/31/19	Oct-19	117,546	144,663	71,148	45,285	(25,863)	45,763		400			-	54,015	54,015
C	J and J Truck and Trailer Repair Total			3	1	11/09/18	01/31/19	Oct-19	117,546	144,663	71,148	45,285	(25,863)	45,763		400			-	54,015	54,015
C	Global Transport and Logistics	N	Global Transport and Logistics	2	1	09/17/18	12/19/18	Mar-19	9,000	11,550	8,409	11,184	2,775	441		75			-		-
C	Global Transport and Logistics	N Total		2	1	09/17/18	12/19/18	Mar-19	9,000	11,550	8,409	11,184	2,775	441		75			-		-
C	Global Transport and Logistics Total			2	1	09/17/18	12/19/18	Mar-19	9,000	11,550	8,409	11,184	2,775	441		75			-		-
C	Happy Tails Pet Supplies	N	Happy Tails Pet Supplies	3	2	08/11/15	03/29/16	May-16	28,492	39,245	21,974	33,227	11,253	6,018					-		-
C	Happy Tails Pet Supplies	N Total		3	2	08/11/15	03/29/16	May-16	28,492	39,245	21,974	33,227	11,253	6,018					-		-
C	Happy Tails Pet Supplies Total			3	2	08/11/15	03/29/16	May-16	28,492	39,245	21,974	33,227	11,253	6,018					-		-
C	Follow The Sun Vacation Rentals (FTSVR LLC)	N	Follow The Sun Vacation Rentals (FTSVR LLC)	8	1	11/15/19	12/27/19	Apr-20	71,523	97,617	70,488	89,785	19,297	4,960	1,575				-	4,447	4,447

Securities and Exchange Commission, Plaintiff,
v.
Complete Business Solutions Group, Inc. d/b/a Par Funding et. al., Defendants.
CASE NO. 9:20-cv-81205
UNITED STATES DISTRICT COURT
SOUTHERN DISTRICT OF FLORIDA

Category C - Detail of CBSG MCA Suites Activity for the period from 2012 through July 27, 2020

Source: MCA Suites		Total Advances and Repayments per MCA Suites							Cash Advances and Repayments per MCA Suites			Transactional Data per MCA Suites				A/R Balance (Note 10)														
Category (Note 1)	Merchant Grouping (Note 11)	Funded After 01/01/20	Merchant Name (Note 8)	Total # of Deals (Note 2)	Deals with Reioad (Note 3)	First Funding Date (Note 12)	Last Funding Date (Note 12)	Month of Last Payment (Note 13)	A		C		D		E = D-C		F		G		H		I		J		K		L = J+K	
									Advance Amount (Note 4)	Payback (Note 5)	Net Cash Advanced (Note 6)	Total Cash Repayments (Note 7)	Net Cash Surplus (Deficit)	Total Reioad (Note 9)	Total Write-off (Note 8)	Total Fee (Note 8)	Total Collections 06/2020-07/27/2020 (Note 7)	Active A/R	Default A/R	Total A/R										
C	Follow The Sun Vacation Rentals (FTSVR LLC)	N Total		8	1	11/15/19	12/27/19	Apr-20	71,523	97,617	70,488	89,785	19,297	4,960	1,575	-	4,447	4,447												
C	Follow The Sun Vacation Rentals (FTSVR LLC)	Y	Follow The Sun Vacation Rentals (FTSVR LLC)	11	-	01/03/20	03/06/20	Apr-20	61,477	80,203	56,482	4,917	(51,565)	1,650	-	76,936	76,936													
C	Follow The Sun Vacation Rentals (FTSVR LLC)	Y Total		11	-	01/03/20	03/06/20	Apr-20	61,477	80,203	56,482	4,917	(51,565)	1,650	-	76,936	76,936													
C	Follow The Sun Vacation Rentals (FTSVR LLC) Total			19	1	11/15/19	03/06/20	Apr-20	133,000	177,820	126,970	94,702	(32,268)	4,960	3,225	-	81,383	81,383												
C	J Peter and Associates	N	J Peter and Associates	4	1	07/18/17	05/24/19	Sep-19	44,000	61,200	36,540	53,910	17,370	6,811	480	-	-													
C	J Peter and Associates	N Total		4	1	07/18/17	05/24/19	Sep-19	44,000	61,200	36,540	53,910	17,370	6,811	480	-	-													
C	J Peter and Associates Total			4	1	07/18/17	05/24/19	Sep-19	44,000	61,200	36,540	53,910	17,370	6,811	480	-	-													
C	HVAC Corrosion Technologies	N	HVAC Corrosion Technologies	2	1	08/12/13	11/22/13	Apr-14	80,000	112,476	59,757	45,394	(14,363)	18,340	5,965	-	54,707	54,707												
C	HVAC Corrosion Technologies	N Total		2	1	08/12/13	11/22/13	Apr-14	80,000	112,476	59,757	45,394	(14,363)	18,340	5,965	-	54,707	54,707												
C	HVAC Corrosion Technologies Total			2	1	08/12/13	11/22/13	Apr-14	80,000	112,476	59,757	45,394	(14,363)	18,340	5,965	-	54,707	54,707												
C	Global Marketing Specialist Inc	N	Global Marketing Specialist Inc	2	1	01/22/16	05/25/16	Oct-16	33,689	47,865	29,405	44,326	14,921	3,689	150	-	-													
C	Global Marketing Specialist Inc	N Total		2	1	01/22/16	05/25/16	Oct-16	33,689	47,865	29,405	44,326	14,921	3,689	150	-	-													
C	Global Marketing Specialist Inc Total			2	1	01/22/16	05/25/16	Oct-16	33,689	47,865	29,405	44,326	14,921	3,689	150	-	-													
C	JVF Inc	N	JVF Inc	2	1	07/28/17	10/25/17	May-18	57,511	81,915	41,076	69,129	28,053	14,511	1,725	-	-													
C	JVF Inc	N Total		2	1	07/28/17	10/25/17	May-18	57,511	81,915	41,076	69,129	28,053	14,511	1,725	-	-													
C	JVF Inc Total			2	1	07/28/17	10/25/17	May-18	57,511	81,915	41,076	69,129	28,053	14,511	1,725	-	-													
C	J&J Pizza Barnegat	N	J&J Pizza Barnegat	2	1	03/07/13	05/17/13	Jan-14	42,000	51,320	33,351	43,390	10,039	8,250	320	-	-													
C	J&J Pizza Barnegat	N Total		2	1	03/07/13	05/17/13	Jan-14	42,000	51,320	33,351	43,390	10,039	8,250	320	-	-													
C	J&J Pizza Barnegat Total			2	1	03/07/13	05/17/13	Jan-14	42,000	51,320	33,351	43,390	10,039	8,250	320	-	-													
C	Greater Outdoor Lawn Care (Go Lawn)	N	Greater Outdoor Lawn Care (Go Lawn)	18	2	09/16/16	04/28/17	May-17	492,088	717,158	455,956	398,079	(57,876)	30,734	16,255	-	304,600	304,600												
C	Greater Outdoor Lawn Care (Go Lawn)	N Total		18	2	09/16/16	04/28/17	May-17	492,088	717,158	455,956	398,079	(57,876)	30,734	16,255	-	304,600	304,600												
C	Greater Outdoor Lawn Care (Go Lawn) Total			18	2	09/16/16	04/28/17	May-17	492,088	717,158	455,956	398,079	(57,876)	30,734	16,255	-	304,600	304,600												
C	Highway 80 Mini Storage	N	Highway 80 Mini Storage	2	1	07/02/18	10/16/18	Mar-19	17,000	23,800	14,256	21,056	6,800	2,744	-	-														
C	Highway 80 Mini Storage	N Total		2	1	07/02/18	10/16/18	Mar-19	17,000	23,800	14,256	21,056	6,800	2,744	-	-														
C	Highway 80 Mini Storage Total			2	1	07/02/18	10/16/18	Mar-19	17,000	23,800	14,256	21,056	6,800	2,744	-	-														
C	Gator Drain and Plumbing	N	Gator Drain and Plumbing	9	1	02/15/19	07/05/19	Mar-20	157,683	209,356	148,629	206,299	57,671	5,950	250	-	(2,644)	(2,644)												
C	Gator Drain and Plumbing	N Total		9	1	02/15/19	07/05/19	Mar-20	157,683	209,356	148,629	206,299	57,671	5,950	250	-	(2,644)	(2,644)												
C	Gator Drain and Plumbing Total			9	1	02/15/19	07/05/19	Mar-20	157,683	209,356	148,629	206,299	57,671	5,950	250	-	(2,644)	(2,644)												
C	Keystone Equity Partners/Kingdom Limestone	N	Keystone Equity Partners	1	-	11/16/18	11/16/18	Dec-18	894,400	992,340	474,620	1,013,940	539,320	7,593	29,193	-	-													
C	Keystone Equity Partners/Kingdom Limestone	N	Kingdom Limestone	1	1	08/15/18	08/15/18	Nov-18	250,000	375,000	240,000	40,000	(200,000)	394,400	59,400	-	-													
C	Keystone Equity Partners/Kingdom Limestone	N Total		2	1	08/15/18	11/16/18	Dec-18	1,144,400	1,367,340	714,620	1,053,940	339,320	394,400	7,593	88,593	-	-												
C	Keystone Equity Partners/Kingdom Limestone Total			2	1	08/15/18	11/16/18	Dec-18	1,144,400	1,367,340	714,620	1,053,940	339,320	394,400	7,593	88,593	-	-												
C	Good Deeds Mortgage	N	Good Deeds Mortgage	11	7	05/12/15	05/04/17	Jul-17	929,926	1,254,846	703,981	1,037,390	333,409	217,456	-	-														
C	Good Deeds Mortgage	N Total		11	7	05/12/15	05/04/17	Jul-17	929,926	1,254,846	703,981	1,037,390	333,409	217,456	-	-														
C	Good Deeds Mortgage Total			11	7	05/12/15	05/04/17	Jul-17	929,926	1,254,846	703,981	1,037,390	333,409	217,456	-	-														
C	Hot Delivery Express	N	Hot Delivery Express	2	1	02/01/16	06/22/16	Mar-18	114,629	160,480	95,164	82,871	(12,293)	17,129	725	-	61,206	61,206												
C	Hot Delivery Express	N Total		2	1	02/01/16	06/22/16	Mar-18	114,629	160,480	95,164	82,871	(12,293)	17,129	725	-	61,206	61,206												

Securities and Exchange Commission, Plaintiff,
v.
Complete Business Solutions Group, Inc. d/b/a Par Funding et. al., Defendants.
CASE NO. 9:20-cv-81205
UNITED STATES DISTRICT COURT
SOUTHERN DISTRICT OF FLORIDA

Category C - Detail of CBSG MCA Suites Activity for the period from 2012 through July 27, 2020

Source: MCA Suites													Total Advances and Repayments per MCA Suites			Cash Advances and Repayments per MCA Suites			Transactional Data per MCA Suites				A/R Balance (Note 10)		
Category (Note 1)	Merchant Grouping (Note 11)	Funded After 01/01/20	Merchant Name (Note 8)	Total # of Deals (Note 2)	Deals with Reload (Note 3)	First Funding Date (Note 12)	Last Funding Date (Note 12)	Month of Last Payment (Note 13)	A	B	C	D	E = D-C	F	G	H	I	J	K	L = J+K					
									Advance Amount (Note 4)	Payback (Note 5)	Net Cash Advanced (Note 6)	Total Cash Repayments (Note 7)	Net Cash Surplus (Deficit)	Total Reload (Note 9)	Total Write-off (Note 8)	Total Fee (Note 8)	Total Collections 06/2020-07/27/2020 (Note 7)	Active A/R	Default A/R	Total A/R					
C	Hot Delivery Express Total			2	1	02/01/16	06/22/16	Mar-18	114,629	160,480	95,164	82,871	(12,293)	17,129		725		-	61,206	61,206					
C	In Loving Hands	N	In Loving Hands	4	1	04/27/16	05/29/19	Oct-19	37,804	53,126	31,502	48,397	16,895	4,804		75		-	-	-					
C	In Loving Hands	N Total		4	1	04/27/16	05/29/19	Oct-19	37,804	53,126	31,502	48,397	16,895	4,804		75		-	-	-					
C	In Loving Hands Total			4	1	04/27/16	05/29/19	Oct-19	37,804	53,126	31,502	48,397	16,895	4,804		75		-	-	-					
C	Global Aviation Technologies	N	Global Aviation Technologies	4	1	05/26/16	02/15/18	Nov-18	429,999	602,386	394,328	572,387	178,059	29,999				-	-	-					
C	Global Aviation Technologies	N Total		4	1	05/26/16	02/15/18	Nov-18	429,999	602,386	394,328	572,387	178,059	29,999				-	-	-					
C	Global Aviation Technologies Total			4	1	05/26/16	02/15/18	Nov-18	429,999	602,386	394,328	572,387	178,059	29,999				-	-	-					
C	JP Auto Repair	N	JP Auto Repair	32	2	11/16/18	06/04/19	Nov-19	134,179	186,360	123,219	177,075	53,856	9,360		75		-	-	-					
C	JP Auto Repair	N Total		32	2	11/16/18	06/04/19	Nov-19	134,179	186,360	123,219	177,075	53,856	9,360		75		-	-	-					
C	JP Auto Repair Total			32	2	11/16/18	06/04/19	Nov-19	134,179	186,360	123,219	177,075	53,856	9,360		75		-	-	-					
C	House of Beauty Day Spa and Boutique	N	House of Beauty Day Spa and Boutique	2	1	01/08/16	06/23/16	Sep-16	17,495	24,494	16,402	16,237	(165)	495		725		-	8,486	8,486					
C	House of Beauty Day Spa and Boutique	N Total		2	1	01/08/16	06/23/16	Sep-16	17,495	24,494	16,402	16,237	(165)	495		725		-	8,486	8,486					
C	House of Beauty Day Spa and Boutique Total			2	1	01/08/16	06/23/16	Sep-16	17,495	24,494	16,402	16,237	(165)	495		725		-	8,486	8,486					
C	JTI Construction	N	JTI Construction	3	1	05/18/17	08/10/17	Mar-20	318,400	427,590	228,165	204,323	(23,842)	86,400		525		-	137,392	137,392					
C	JTI Construction	N Total		3	1	05/18/17	08/10/17	Mar-20	318,400	427,590	228,165	204,323	(23,842)	86,400		525		-	137,392	137,392					
C	JTI Construction Total			3	1	05/18/17	08/10/17	Mar-20	318,400	427,590	228,165	204,323	(23,842)	86,400		525		-	137,392	137,392					
C	James E. Wilkins (VIP Transportation)	N	James E. Wilkins (VIP Transportation)	7	5	09/11/12	11/03/14	Apr-15	71,477	100,996	47,552	82,144	34,592	18,877		25		-	-	-					
C	James E. Wilkins (VIP Transportation)	N Total		7	5	09/11/12	11/03/14	Apr-15	71,477	100,996	47,552	82,144	34,592	18,877		25		-	-	-					
C	James E. Wilkins (VIP Transportation) Total			7	5	09/11/12	11/03/14	Apr-15	71,477	100,996	47,552	82,144	34,592	18,877		25		-	-	-					
C	Focbell Investments	N	Focbell Investments	3	2	03/04/19	08/07/19	Oct-19	14,000	19,600	10,230	16,625	6,395	3,650		675		-	-	-					
C	Focbell Investments	N Total		3	2	03/04/19	08/07/19	Oct-19	14,000	19,600	10,230	16,625	6,395	3,650		675		-	-	-					
C	Focbell Investments Total			3	2	03/04/19	08/07/19	Oct-19	14,000	19,600	10,230	16,625	6,395	3,650		675		-	-	-					
C	Freightlinx	N	Freightlinx	20	1	08/23/17	02/07/18	Nov-19	166,116	243,144	143,272	131,279	(11,993)	20,300		1,725		-	93,290	93,290					
C	Freightlinx	N Total		20	1	08/23/17	02/07/18	Nov-19	166,116	243,144	143,272	131,279	(11,993)	20,300		1,725		-	93,290	93,290					
C	Freightlinx Total			20	1	08/23/17	02/07/18	Nov-19	166,116	243,144	143,272	131,279	(11,993)	20,300		1,725		-	93,290	93,290					
C	Form Fit Packaging	N	Form Fit Packaging	2	1	03/07/19	04/01/19	Aug-19	58,429	69,747	26,545	41,488	14,943	30,134		1,875		-	-	-					
C	Form Fit Packaging	N Total		2	1	03/07/19	04/01/19	Aug-19	58,429	69,747	26,545	41,488	14,943	30,134		1,875		-	-	-					
C	Form Fit Packaging Total			2	1	03/07/19	04/01/19	Aug-19	58,429	69,747	26,545	41,488	14,943	30,134		1,875		-	-	-					
C	Howard and Eddies	N	Howard and Eddies	3	2	12/08/15	05/25/16	May-18	35,339	49,475	23,701	41,061	17,360	10,339		1,925		-	-	-					
C	Howard and Eddies	N Total		3	2	12/08/15	05/25/16	May-18	35,339	49,475	23,701	41,061	17,360	10,339		1,925		-	-	-					
C	Howard and Eddies Total			3	2	12/08/15	05/25/16	May-18	35,339	49,475	23,701	41,061	17,360	10,339		1,925		-	-	-					
C	I Am Cars	N	I Am Cars	2	1	01/10/13	04/16/13	Oct-13	106,088	152,751	89,750	119,776	30,026	16,088		600		-	17,488	17,488					
C	I Am Cars	N Total		2	1	01/10/13	04/16/13	Oct-13	106,088	152,751	89,750	119,776	30,026	16,088		600		-	17,488	17,488					
C	I Am Cars Total			2	1	01/10/13	04/16/13	Oct-13	106,088	152,751	89,750	119,776	30,026	16,088		600		-	17,488	17,488					
C	Gordon Management Group	N	Gordon Management Group	5	1	03/12/19	06/21/19	Apr-20	612,665	863,121	430,716	369,284	(61,432)	166,454	9,566	775		-	318,592	318,592					
C	Gordon Management Group	N Total		5	1	03/12/19	06/21/19	Apr-20	612,665	863,121	430,716	369,284	(61,432)	166,454	9,566	775		-	318,592	318,592					
C	Gordon Management Group Total			5	1	03/12/19	06/21/19	Apr-20	612,665	863,121	430,716	369,284	(61,432)	166,454	9,566	775		-	318,592	318,592					
C	Keller Computers	N	Keller Computers	3	1	07/26/18	11/20/18	Sep-19	19,000	26,060	16,461	26,396	9,935	1,904		2,240		-	-	-					
C	Keller Computers	N Total		3	1	07/26/18	11/20/18	Sep-19	19,000	26,060	16,461	26,396	9,935	1,904		2,240		-	-	-					
C	Keller Computers Total			3	1	07/26/18	11/20/18	Sep-19	19,000	26,060	16,461	26,396	9,935	1,904		2,240		-	-	-					
C	Gotcha Towing and Recovery	N	Gotcha Towing and Recovery	2	1	10/24/18	01/09/19	May-19	6,000	8,520	4,121	7,931	3,810	1,789		1,200		-	-	-					
C	Gotcha Towing and Recovery	N Total		2	1	10/24/18	01/09/19	May-19	6,000	8,520	4,121	7,931	3,810	1,789		1,200		-	-	-					
C	Gotcha Towing and Recovery Total			2	1	10/24/18	01/09/19	May-19	6,000	8,520	4,121	7,931	3,810	1,789		1,200		-	-	-					

Securities and Exchange Commission, Plaintiff,
 v.
 Complete Business Solutions Group, Inc. d/b/a Par Funding et. al., Defendants.
 CASE NO. 9:20-cv-81205
 UNITED STATES DISTRICT COURT
 SOUTHERN DISTRICT OF FLORIDA

Category C - Detail of CBSG MCA Suites Activity for the period from 2012 through July 27, 2020

Source: MCA Suites													Total Advances and Repayments per MCA Suites			Cash Advances and Repayments per MCA Suites			Transactional Data per MCA Suites				A/R Balance (Note 10)		
Category (Note 1)	Merchant Grouping (Note 11)	Funded After 01/01/20	Merchant Name (Note 8)	Total # of Deals (Note 2)	Deals with Reioad (Note 3)	First Funding Date (Note 12)	Last Funding Date (Note 12)	Month of Last Payment (Note 13)	A	B	C	D	E = D-C	F	G	H	I	J	K	L = J+K					
									Advance Amount (Note 4)	Payback (Note 5)	Net Cash Advanced (Note 6)	Total Cash Repayments (Note 7)	Net Cash Surplus (Deficit)	Total Reioad (Note 9)	Total Write-off (Note 8)	Total Fee (Note 8)	Total Collections 06/2020-07/27/2020 (Note 7)	Active A/R	Default A/R	Total A/R					
C	George Lopez Builders	N	George Lopez Builders	3	1	05/01/18	06/27/18	Dec-18	50,000	68,200	36,148	54,933	18,785	13,268				-		-					
C	George Lopez Builders	N Total		3	1	05/01/18	06/27/18	Dec-18	50,000	68,200	36,148	54,933	18,785	13,268				-		-					
C	George Lopez Builders Total			3	1	05/01/18	06/27/18	Dec-18	50,000	68,200	36,148	54,933	18,785	13,268				-		-					
C	Geoboden Inc	N	Geoboden Inc	2	1	05/05/16	08/25/16	Aug-17	350,000	492,500	242,444	189,755	(52,689)	101,570	6,309			207,484		207,484					
C	Geoboden Inc	N Total		2	1	05/05/16	08/25/16	Aug-17	350,000	492,500	242,444	189,755	(52,689)	101,570	6,309			-	207,484	207,484					
C	Geoboden Inc Total			2	1	05/05/16	08/25/16	Aug-17	350,000	492,500	242,444	189,755	(52,689)	101,570	6,309			-	207,484	207,484					
C	Kids Are People Elementary School	N	Kids Are People Elementary School	25	1	01/11/19	06/03/19	Apr-20	181,000	245,700	172,397	242,717	70,320	6,883	3,900			-		-					
C	Kids Are People Elementary School	N Total		25	1	01/11/19	06/03/19	Apr-20	181,000	245,700	172,397	242,717	70,320	6,883	3,900			-		-					
C	Kids Are People Elementary School Total			25	1	01/11/19	06/03/19	Apr-20	181,000	245,700	172,397	242,717	70,320	6,883	3,900			-		-					
C	HRD Trucking	N	HRD Trucking	4	2	05/17/19	05/31/19	Sep-19	20,810	26,994	20,225	16,353	(3,873)	-	1,200			11,841		11,841					
C	HRD Trucking	N Total		4	2	05/17/19	05/31/19	Sep-19	20,810	26,994	20,225	16,353	(3,873)	-	1,200			-	11,841	11,841					
C	HRD Trucking Total			4	2	05/17/19	05/31/19	Sep-19	20,810	26,994	20,225	16,353	(3,873)	-	1,200			-	11,841	11,841					
C	Ipxpert	N	Ipxpert	8	3	02/15/13	03/08/16	Mar-16	591,016	786,291	518,348	558,573	40,225	66,016	4,063			165,764		165,764					
C	Ipxpert	N Total		8	3	02/15/13	03/08/16	Mar-16	591,016	786,291	518,348	558,573	40,225	66,016	4,063			-	165,764	165,764					
C	Ipxpert Total			8	3	02/15/13	03/08/16	Mar-16	591,016	786,291	518,348	558,573	40,225	66,016	4,063			-	165,764	165,764					
C	Industrial Pneumatics	N	Industrial Pneumatics	3	1	06/30/14	03/24/15	Jul-15	102,101	147,285	84,964	72,408	(12,556)	6,388	2,698			-	71,187	71,187					
C	Industrial Pneumatics	N Total		3	1	06/30/14	03/24/15	Jul-15	102,101	147,285	84,964	72,408	(12,556)	6,388	2,698			-	71,187	71,187					
C	Industrial Pneumatics Total			3	1	06/30/14	03/24/15	Jul-15	102,101	147,285	84,964	72,408	(12,556)	6,388	2,698			-	71,187	71,187					
C	Kings Table Soul Food	N	Kings Table Soul Food	18	2	03/18/19	06/24/19	Apr-20	55,300	74,170	36,128	49,015	12,887	18,777	2,300			-	8,678	8,678					
C	Kings Table Soul Food	N Total		18	2	03/18/19	06/24/19	Apr-20	55,300	74,170	36,128	49,015	12,887	18,777	2,300			-	8,678	8,678					
C	Kings Table Soul Food Total			18	2	03/18/19	06/24/19	Apr-20	55,300	74,170	36,128	49,015	12,887	18,777	2,300			-	8,678	8,678					
C	JBC Freight	N	JBC Freight	21	2	09/07/18	05/23/19	May-19	69,663	95,429	69,178	61,767	(7,411)	-	600			-	34,262	34,262					
C	JBC Freight	N Total		21	2	09/07/18	05/23/19	May-19	69,663	95,429	69,178	61,767	(7,411)	-	600			-	34,262	34,262					
C	JBC Freight Total			21	2	09/07/18	05/23/19	May-19	69,663	95,429	69,178	61,767	(7,411)	-	600			-	34,262	34,262					
C	House Doctor Development	N	House Doctor Development	12	2	09/13/18	02/06/19	Aug-19	349,517	461,550	327,739	359,501	31,762	19,708	1,500			-	83,840	83,840					
C	House Doctor Development	N Total		12	2	09/13/18	02/06/19	Aug-19	349,517	461,550	327,739	359,501	31,762	19,708	1,500			-	83,840	83,840					
C	House Doctor Development Total			12	2	09/13/18	02/06/19	Aug-19	349,517	461,550	327,739	359,501	31,762	19,708	1,500			-	83,840	83,840					
C	JC Bran Technical Services	Y	JC Bran Technical Services	2	1	02/14/20	05/13/20	Jul-20	70,000	93,800	53,465	78,665	25,200	15,135		39,130		-		-					
C	JC Bran Technical Services	Y Total		2	1	02/14/20	05/13/20	Jul-20	70,000	93,800	53,465	78,665	25,200	15,135		39,130		-		-					
C	JC Bran Technical Services Total			2	1	02/14/20	05/13/20	Jul-20	70,000	93,800	53,465	78,665	25,200	15,135		39,130		-		-					
C	Grandmas Treasures	N	Grandmas Treasures	9	6	05/08/17	08/19/19	Nov-19	91,616	114,069	64,031	84,954	20,923	27,235	2,712			-	4,593	4,593					
C	Grandmas Treasures	N Total		9	6	05/08/17	08/19/19	Nov-19	91,616	114,069	64,031	84,954	20,923	27,235	2,712			-	4,593	4,593					
C	Grandmas Treasures Total			9	6	05/08/17	08/19/19	Nov-19	91,616	114,069	64,031	84,954	20,923	27,235	2,712			-	4,593	4,593					
C	JCJ National Security Firm	N	JCJ National Security Firm	2	1	03/22/19	06/10/19	Oct-19	70,000	87,100	52,575	70,225	17,650	16,875				-		-					
C	JCJ National Security Firm	N Total		2	1	03/22/19	06/10/19	Oct-19	70,000	87,100	52,575	70,225	17,650	16,875				-		-					
C	JCJ National Security Firm Total			2	1	03/22/19	06/10/19	Oct-19	70,000	87,100	52,575	70,225	17,650	16,875				-		-					
C	Fry Financial Services	N	Fry Financial Services	7	2	06/24/19	07/29/19	Aug-19	22,359	29,414	22,324	14,184	(8,140)	-	350			-	15,580	15,580					
C	Fry Financial Services	N Total		7	2	06/24/19	07/29/19	Aug-19	22,359	29,414	22,324	14,184	(8,140)	-	350			-	15,580	15,580					
C	Fry Financial Services Total			7	2	06/24/19	07/29/19	Aug-19	22,359	29,414	22,324	14,184	(8,140)	-	350			-	15,580	15,580					
C	Garner Heating and Cooling	N	Garner Heating and Cooling	26	2	07/24/19	12/31/19	Jan-20	220,615	287,130	220,180	181,182	(38,998)	112,490	350			-	(6,192)	(6,192)					
C	Garner Heating and Cooling	N Total		26	2	07/24/19	12/31/19	Jan-20	220,615	287,130	220,180	181,182	(38,998)	112,490	350			-	(6,192)	(6,192)					
C	Garner Heating and Cooling	Y	Garner Heating and Cooling	3	-	01/08/20	01/15/20	Feb-20	134,586	175,192	22,097	7,533	(14,564)	525				-	168,184	168,184					
C	Garner Heating and Cooling	Y Total		3	-	01/08/20	01/15/20	Feb-20	134,586	175,192	22,097	7,533	(14,564)	525				-	168,184	168,184					
C	Garner Heating and Cooling Total			29	2	07/24/19	01/15/20	Feb-20	355,202	462,322	242,277	188,715	(53,562)	112,490	875			-	161,992	161,992					
C	JRW and Associates	N	JRW and Associates	16	1	09/28/18	12/28/18	Jan-19	80,410	104,987	70,542	51,772	(18,770)	9,833	6,608			-	49,990	49,990					

Securities and Exchange Commission, Plaintiff,
v.
Complete Business Solutions Group, Inc. d/b/a Par Funding et. al., Defendants.
CASE NO. 9:20-cv-81205
UNITED STATES DISTRICT COURT
SOUTHERN DISTRICT OF FLORIDA

Category C - Detail of CBSG MCA Suites Activity for the period from 2012 through July 27, 2020

Source: MCA Suites										Total Advances and Repayments per MCA Suites		Cash Advances and Repayments per MCA Suites			Transactional Data per MCA Suites				A/R Balance (Note 10)		
Category (Note 1)	Merchant Grouping (Note 11)	Funded After 01/01/20	Merchant Name (Note 8)	Total # of Deals (Note 2)	Deals with Reioad (Note 3)	First Funding Date (Note 12)	Last Funding Date (Note 12)	Month of Last Payment (Note 13)	Advance Amount (Note 4)	Payback (Note 5)	Net Cash Advanced (Note 6)	Total Cash Repayments (Note 7)	E = D-C	Total Reioad (Note 9)	Total Write-off (Note 8)	Total Fee (Note 8)	Total Collections 06/2020-07/27/2020 (Note 7)	Active A/R	Default A/R	Total A/R	
																					A
C	JRW and Associates	N Total		16	1	09/28/18	12/28/18	Jan-19	80,410	104,987	70,542	51,772	(18,770)	9,833		6,608		-	49,990	49,990	
C	JRW and Associates Total			16	1	09/28/18	12/28/18	Jan-19	80,410	104,987	70,542	51,772	(18,770)	9,833		6,608		-	49,990	49,990	
C	Jd McGillicuddy	N	Jd McGillicuddy	3	1	08/03/17	11/17/17	Dec-17	44,765	63,264	33,550	54,474	20,924	9,765		975		-	-	-	
C	Jd McGillicuddy	N Total		3	1	08/03/17	11/17/17	Dec-17	44,765	63,264	33,550	54,474	20,924	9,765		975		-	-	-	
C	Jd McGillicuddy Total			3	1	08/03/17	11/17/17	Dec-17	44,765	63,264	33,550	54,474	20,924	9,765		975		-	-	-	
C	Global Medical Equipment of USA	N	Global Medical Equipment of USA	2	1	08/22/13	11/29/13	Feb-14	102,145	141,860	75,912	66,330	(9,582)	22,755		3,250		-	56,025	56,025	
C	Global Medical Equipment of USA	N Total		2	1	08/22/13	11/29/13	Feb-14	102,145	141,860	75,912	66,330	(9,582)	22,755		3,250		-	56,025	56,025	
C	Global Medical Equipment of USA Total			2	1	08/22/13	11/29/13	Feb-14	102,145	141,860	75,912	66,330	(9,582)	22,755		3,250		-	56,025	56,025	
C	Kristis Forever Dancin	N	Kristis Forever Dancin	2	1	08/08/16	11/15/16	Dec-16	24,861	35,022	15,750	27,660	11,910	8,062		700		-	-	-	
C	Kristis Forever Dancin	N Total		2	1	08/08/16	11/15/16	Dec-16	24,861	35,022	15,750	27,660	11,910	8,062		700		-	-	-	
C	Kristis Forever Dancin Total			2	1	08/08/16	11/15/16	Dec-16	24,861	35,022	15,750	27,660	11,910	8,062		700		-	-	-	
C	JTS Pest Services	N	JTS Pest Services	8	2	03/22/19	05/03/19	Aug-19	42,925	58,494	42,890	42,238	(652)	-		300		-	16,557	16,557	
C	JTS Pest Services	N Total		8	2	03/22/19	05/03/19	Aug-19	42,925	58,494	42,890	42,238	(652)	-		300		-	16,557	16,557	
C	JTS Pest Services Total			8	2	03/22/19	05/03/19	Aug-19	42,925	58,494	42,890	42,238	(652)	-		300		-	16,557	16,557	
C	Krp Holdings	N	Krp Holdings	7	4	05/31/17	06/28/18	Dec-18	730,286	1,047,541	512,987	845,324	332,338	205,192		2,975		-	-	-	
C	Krp Holdings	N Total		7	4	05/31/17	06/28/18	Dec-18	730,286	1,047,541	512,987	845,324	332,338	205,192		2,975		-	-	-	
C	Krp Holdings Total			7	4	05/31/17	06/28/18	Dec-18	730,286	1,047,541	512,987	845,324	332,338	205,192		2,975		-	-	-	
C	Horizon Electrical Contractors	N	Horizon Electrical Contractors	5	2	06/28/19	07/19/19	Jul-19	40,669	53,803	39,134	16,799	(22,335)	-		400		-	37,404	37,404	
C	Horizon Electrical Contractors	N Total		5	2	06/28/19	07/19/19	Jul-19	40,669	53,803	39,134	16,799	(22,335)	-		400		-	37,404	37,404	
C	Horizon Electrical Contractors Total			5	2	06/28/19	07/19/19	Jul-19	40,669	53,803	39,134	16,799	(22,335)	-		400		-	37,404	37,404	
C	L and L Home Cleaning	N	L and L Home Cleaning	3	1	01/07/19	01/23/19	Apr-19	7,246	8,300	5,270	6,324	1,054	1,976		-		-	-	-	
C	L and L Home Cleaning	N Total		3	1	01/07/19	01/23/19	Apr-19	7,246	8,300	5,270	6,324	1,054	1,976		-		-	-	-	
C	L and L Home Cleaning Total			3	1	01/07/19	01/23/19	Apr-19	7,246	8,300	5,270	6,324	1,054	1,976		-		-	-	-	
C	Integrity Construction (Ivan)	N	Integrity Construction (Ivan)	3	1	05/29/14	03/25/15	Nov-16	58,382	81,234	51,496	67,596	16,100	3,382		1,500		-	11,756	11,756	
C	Integrity Construction (Ivan)	N Total		3	1	05/29/14	03/25/15	Nov-16	58,382	81,234	51,496	67,596	16,100	3,382		1,500		-	11,756	11,756	
C	Integrity Construction (Ivan) Total			3	1	05/29/14	03/25/15	Nov-16	58,382	81,234	51,496	67,596	16,100	3,382		1,500		-	11,756	11,756	
C	Jet Tek Pwc	N	Jet Tek Pwc	2	1	03/24/17	06/27/17	Jan-18	12,466	17,482	9,300	15,661	6,361	2,466		675		-	-	-	
C	Jet Tek Pwc	N Total		2	1	03/24/17	06/27/17	Jan-18	12,466	17,482	9,300	15,661	6,361	2,466		675		-	-	-	
C	Jet Tek Pwc Total			2	1	03/24/17	06/27/17	Jan-18	12,466	17,482	9,300	15,661	6,361	2,466		675		-	-	-	
C	K and E Nail Spa	N	K and E Nail Spa	2	1	02/27/19	07/23/19	Jul-19	25,000	34,800	22,808	33,058	10,250	1,742		-		-	-	-	
C	K and E Nail Spa	N Total		2	1	02/27/19	07/23/19	Jul-19	25,000	34,800	22,808	33,058	10,250	1,742		-		-	-	-	
C	K and E Nail Spa Total			2	1	02/27/19	07/23/19	Jul-19	25,000	34,800	22,808	33,058	10,250	1,742		-		-	-	-	
C	GoWorldNet	N	GoWorldNet	3	1	11/19/18	03/18/19	Feb-20	110,000	141,150	91,857	92,420	564	16,608	825		-	32,946	32,946		
C	GoWorldNet	N Total		3	1	11/19/18	03/18/19	Feb-20	110,000	141,150	91,857	92,420	564	16,608	825		-	32,946	32,946		
C	GoWorldNet Total			3	1	11/19/18	03/18/19	Feb-20	110,000	141,150	91,857	92,420	564	16,608	825		-	32,946	32,946		
C	Graydon Medical Management	N	Graydon Medical Management	3	1	03/02/15	01/06/16	Jul-18	43,022	59,070	31,063	57,734	26,671	10,023		7,950		-	(737)	(737)	
C	Graydon Medical Management	N Total		3	1	03/02/15	01/06/16	Jul-18	43,022	59,070	31,063	57,734	26,671	10,023		7,950		-	(737)	(737)	
C	Graydon Medical Management Total			3	1	03/02/15	01/06/16	Jul-18	43,022	59,070	31,063	57,734	26,671	10,023		7,950		-	(737)	(737)	
C	Garden Center	N	Garden Center	3	1	04/23/13	09/17/15	May-16	155,000	205,000	150,340	110,971	(39,370)	3,410		75		-	90,695	90,695	
C	Garden Center	N Total		3	1	04/23/13	09/17/15	May-16	155,000	205,000	150,340	110,971	(39,370)	3,410		75		-	90,695	90,695	
C	Garden Center Total			3	1	04/23/13	09/17/15	May-16	155,000	205,000	150,340	110,971	(39,370)	3,410		75		-	90,695	90,695	
C	Karubees Jamaican Restaurant	N	Karubees Jamaican Restaurant	7	2	10/10/18	11/14/18	Mar-19	9,203	12,445	9,168	12,670	3,501	-		225		-	-	-	
C	Karubees Jamaican Restaurant	N Total		7	2	10/10/18	11/14/18	Mar-19	9,203	12,445	9,168	12,670	3,501	-		225		-	-	-	
C	Karubees Jamaican Restaurant Total			7	2	10/10/18	11/14/18	Mar-19	9,203	12,445	9,168	12,670	3,501	-		225		-	-	-	
C	Jimmys Restoration	N	Jimmys Restoration	2	1	06/22/15	09/14/15	Oct-15	47,040	65,856	32,664	27,218	(5,446)	12,040		300		-	26,898	26,898	
C	Jimmys Restoration	N Total		2	1	06/22/15	09/14/15	Oct-15	47,040	65,856	32,664	27,218	(5,446)	12,040		300		-	26,898	26,898	
C	Jimmys Restoration Total			2	1	06/22/15	09/14/15	Oct-15	47,040	65,856	32,664	27,218	(5,446)	12,040		300		-	26,898	26,898	

Securities and Exchange Commission, Plaintiff,
v.
Complete Business Solutions Group, Inc. d/b/a Par Funding et. al., Defendants.
CASE NO. 9:20-cv-81205
UNITED STATES DISTRICT COURT
SOUTHERN DISTRICT OF FLORIDA

Category C - Detail of CBSG MCA Suites Activity for the period from 2012 through July 27, 2020

Source: MCA Suites		Total Advances and Repayments per MCA Suites										Cash Advances and Repayments per MCA Suites					Transactional Data per MCA Suites				A/R Balance (Note 10)			
Category (Note 1)	Merchant Grouping (Note 11)	Funded After 01/01/20	Merchant Name (Note 8)	Total # of Deals (Note 2)	Deals with Relead (Note 3)	First Funding Date (Note 12)	Last Funding Date (Note 12)	Month of Last Payment (Note 13)	A		B		C		D		E = D-C	F	G	H	I	J	K	L = J+K
									Advance Amount (Note 4)	Payback (Note 5)	Net Cash Advanced (Note 6)	Total Cash Repayments (Note 7)	Net Cash Surplus (Deficit)	Total Relead (Note 9)	Total Write-off (Note 8)	Total Fee (Note 8)	Total Collections 06/2020-07/27/2020 (Note 7)	Active A/R	Default A/R	Total A/R				
C	Fip Holdings	N	Fip Holdings	1	-	04/12/16	04/12/16	Jul-16	15,000	20,250	15,000	20,250	5,250	-	-	-	-	-	-	-	-	-	-	-
C	Fip Holdings	N Total		1	-	04/12/16	04/12/16	Jul-16	15,000	20,250	15,000	20,250	5,250	-	-	-	-	-	-	-	-	-	-	-
C	Fip Holdings Total			1	-	04/12/16	04/12/16	Jul-16	15,000	20,250	15,000	20,250	5,250	-	-	-	-	-	-	-	-	-	-	-
C	Hub City Towing	N	Hub City Towing	3	2	01/09/18	03/06/18	Sep-18	195,775	281,359	153,372	241,953	88,580	39,406	-	-	-	-	-	-	-	-	-	-
C	Hub City Towing	N Total		3	2	01/09/18	03/06/18	Sep-18	195,775	281,359	153,372	241,953	88,580	39,406	-	-	-	-	-	-	-	-	-	-
C	Hub City Towing Total			3	2	01/09/18	03/06/18	Sep-18	195,775	281,359	153,372	241,953	88,580	39,406	-	-	-	-	-	-	-	-	-	-
C	Interactive Worldwide	N	Interactive Worldwide	2	1	07/30/13	08/09/13	Dec-13	125,000	172,300	96,601	89,049	(7,552)	23,183	-	-	37,083	-	-	-	-	-	97,151	97,151
C	Interactive Worldwide	N Total		2	1	07/30/13	08/09/13	Dec-13	125,000	172,300	96,601	89,049	(7,552)	23,183	-	-	37,083	-	-	-	-	-	97,151	97,151
C	Interactive Worldwide Total			2	1	07/30/13	08/09/13	Dec-13	125,000	172,300	96,601	89,049	(7,552)	23,183	-	-	37,083	-	-	-	-	-	97,151	97,151
C	Harmony Contracting	N	Harmony Contracting	4	2	03/19/19	12/19/19	Mar-20	75,000	97,700	62,505	69,107	6,602	11,411	-	-	600	-	-	-	-	-	17,782	17,782
C	Harmony Contracting	N Total		4	2	03/19/19	12/19/19	Mar-20	75,000	97,700	62,505	69,107	6,602	11,411	-	-	600	-	-	-	-	-	17,782	17,782
C	Harmony Contracting Total			4	2	03/19/19	12/19/19	Mar-20	75,000	97,700	62,505	69,107	6,602	11,411	-	-	600	-	-	-	-	-	17,782	17,782
C	Fourteen 3 Management Group	N	Fourteen 3 Management Group	3	1	02/25/19	06/13/19	Nov-19	75,000	93,500	66,305	82,025	15,720	7,375	-	-	600	-	-	-	-	-	4,700	4,700
C	Fourteen 3 Management Group	N Total		3	1	02/25/19	06/13/19	Nov-19	75,000	93,500	66,305	82,025	15,720	7,375	-	-	600	-	-	-	-	-	4,700	4,700
C	Fourteen 3 Management Group Total			3	1	02/25/19	06/13/19	Nov-19	75,000	93,500	66,305	82,025	15,720	7,375	-	-	600	-	-	-	-	-	4,700	4,700
C	JJF Contracting Corp	N	JJF Contracting Corp	2	1	02/25/19	06/06/19	Dec-19	50,000	69,500	37,317	57,642	20,325	12,083	-	-	225	-	-	-	-	-	-	-
C	JJF Contracting Corp	N Total		2	1	02/25/19	06/06/19	Dec-19	50,000	69,500	37,317	57,642	20,325	12,083	-	-	225	-	-	-	-	-	-	-
C	JJF Contracting Corp Total			2	1	02/25/19	06/06/19	Dec-19	50,000	69,500	37,317	57,642	20,325	12,083	-	-	225	-	-	-	-	-	-	-
C	Kenco Marshall	N	Kenco Marshall	2	1	12/30/16	06/15/17	Jan-18	55,102	77,603	51,402	76,626	25,224	2,102	-	-	1,125	-	-	-	-	-	-	-
C	Kenco Marshall	N Total		2	1	12/30/16	06/15/17	Jan-18	55,102	77,603	51,402	76,626	25,224	2,102	-	-	1,125	-	-	-	-	-	-	-
C	Kenco Marshall Total			2	1	12/30/16	06/15/17	Jan-18	55,102	77,603	51,402	76,626	25,224	2,102	-	-	1,125	-	-	-	-	-	-	-
C	JM Mechanical	N	JM Mechanical	15	1	08/30/18	11/21/18	Dec-18	80,098	108,377	75,343	82,228	(27,114)	4,720	-	-	4,550	-	-	-	-	-	59,978	59,978
C	JM Mechanical	N Total		15	1	08/30/18	11/21/18	Dec-18	80,098	108,377	75,343	82,228	(27,114)	4,720	-	-	4,550	-	-	-	-	-	59,978	59,978
C	JM Mechanical Total			15	1	08/30/18	11/21/18	Dec-18	80,098	108,377	75,343	82,228	(27,114)	4,720	-	-	4,550	-	-	-	-	-	59,978	59,978
C	Greystone Digital Technologies	N	Greystone Digital Technologies	2	1	02/21/17	05/23/17	Jul-17	45,164	65,036	34,851	21,113	(13,738)	9,164	-	-	1,100	-	-	-	-	-	35,859	35,859
C	Greystone Digital Technologies	N Total		2	1	02/21/17	05/23/17	Jul-17	45,164	65,036	34,851	21,113	(13,738)	9,164	-	-	1,100	-	-	-	-	-	35,859	35,859
C	Greystone Digital Technologies Total			2	1	02/21/17	05/23/17	Jul-17	45,164	65,036	34,851	21,113	(13,738)	9,164	-	-	1,100	-	-	-	-	-	35,859	35,859
C	JMC Concepts	N	JMC Concepts	18	1	11/27/17	05/24/18	Sep-19	615,862	860,814	429,482	508,912	79,430	183,217	-	-	15,044	-	-	-	-	-	183,729	183,729
C	JMC Concepts	N Total		18	1	11/27/17	05/24/18	Sep-19	615,862	860,814	429,482	508,912	79,430	183,217	-	-	15,044	-	-	-	-	-	183,729	183,729
C	JMC Concepts Total			18	1	11/27/17	05/24/18	Sep-19	615,862	860,814	429,482	508,912	79,430	183,217	-	-	15,044	-	-	-	-	-	183,729	183,729
C	Health First Chiropractic	N	Health First Chiropractic	3	2	08/02/13	12/03/13	Sep-14	103,000	135,759	58,508	50,953	(7,555)	42,342	-	-	5,603	-	-	-	-	-	48,067	48,067
C	Health First Chiropractic	N Total		3	2	08/02/13	12/03/13	Sep-14	103,000	135,759	58,508	50,953	(7,555)	42,342	-	-	5,603	-	-	-	-	-	48,067	48,067
C	Health First Chiropractic Total			3	2	08/02/13	12/03/13	Sep-14	103,000	135,759	58,508	50,953	(7,555)	42,342	-	-	5,603	-	-	-	-	-	48,067	48,067
C	Gulf Atlantic Industries	N	Gulf Atlantic Industries	2	1	09/15/17	02/02/18	Dec-18	640,359	905,052	527,314	806,161	278,847	105,359	-	-	6,467	-	-	-	-	-	-	-
C	Gulf Atlantic Industries	N Total		2	1	09/15/17	02/02/18	Dec-18	640,359	905,052	527,314	806,161	278,847	105,359	-	-	6,467	-	-	-	-	-	-	-
C	Gulf Atlantic Industries Total			2	1	09/15/17	02/02/18	Dec-18	640,359	905,052	527,314	806,161	278,847	105,359	-	-	6,467	-	-	-	-	-	-	-
C	Health One Labs	N	Health One Labs	4	3	11/04/16	11/30/17	Jan-18	25,601	36,532	16,200	19,796	3,596	8,601	-	-	1,350	-	-	-	-	-	9,484	9,484
C	Health One Labs	N Total		4	3	11/04/16	11/30/17	Jan-18	25,601	36,532	16,200	19,796	3,596	8,601	-	-	1,350	-	-	-	-	-	9,484	9,484
C	Health One Labs Total			4	3	11/04/16	11/30/17	Jan-18	25,601	36,532	16,200	19,796	3,596	8,601	-	-	1,350	-	-	-	-	-	9,484	9,484
C	Koho Software	N	Koho Software	2	1	05/08/19	10/15/19	Jan-20	20,000	23,900	19,965	19,490	(475)	4,560	-	-	150	-	-	-	-	-	-	-
C	Koho Software	N Total		2	1	05/08/19	10/15/19	Jan-20	20,000	23,900	19,965	19,490	(475)	4,560	-	-	150	-	-	-	-	-	-	-
C	Koho Software	Y	Koho Software	2	-	01/15/20	02/19/20	May-20	30,000	35,500	25,440	10,137	(15,303)	3,975	-	-	29,338	-	-	-	-	-	29,338	29,338
C	Koho Software	Y Total		2	-	01/15/20	02/19/20	May-20	30,000	35,500	25,440	10,137	(15,303)	3,975	-	-	29,338	-	-	-	-	-	29,338	29,338
C	Koho Software Total			4	1	05/08/19	02/19/20	May-20	50,000	59,400	45,405	29,627	(15,778)	8,535	-	-	48,688	-	-	-	-	-	58,676	58,676
C	Kingdom Exposure Design & Print	N	Kingdom Exposure Design & Print	3	2	11/23/15	04/05/16	Jul-16	16,271	22,480	10,250	23,663	13,413	5,271	-	-	10,618	-	-	-	-	-	4,164	4,164
C	Kingdom Exposure Design & Print	N Total		3	2	11/23/15	04/05/16	Jul-16	16,271	22,480	10,250	23,663	13,413	5,271	-	-	10,618	-	-	-	-	-	4,164	4,164
C	Kingdom Exposure Design & Print Total			3	2	11/23/15	04/05/16	Jul-16	16,271	22,480	10,250	23,663	13,413	5,271	-	-	10,618	-	-	-	-	-	4,164	4,164
C	Kora Transport	N	Kora Transport	1	1	12/17/19	12/17/19	Mar-20	8,000	11,040	7,760	10,120	2,360	920	-	-	-	-	-	-	-	-	-	-
C	Kora Transport	N Total		1	1	12/17/19	12/17/19	Mar-20	8,000	11,040	7,760	10,120	2,360	920	-	-	-	-	-	-	-	-	-	-

Securities and Exchange Commission, Plaintiff,
 v.
 Complete Business Solutions Group, Inc. d/b/a Par Funding et. al., Defendants.
 CASE NO. 9:20-cv-81205
 UNITED STATES DISTRICT COURT
 SOUTHERN DISTRICT OF FLORIDA

Category C - Detail of CBSG MCA Suites Activity for the period from 2012 through July 27, 2020

Source: MCA Suites										Total Advances and Repayments per MCA Suites		Cash Advances and Repayments per MCA Suites			Transactional Data per MCA Suites				A/R Balance (Note 10)		
Category (Note 1)	Merchant Grouping (Note 11)	Funded After 01/01/20	Merchant Name (Note 8)	Total # of Deals (Note 2)	Deals with Relead (Note 3)	First Funding Date (Note 12)	Last Funding Date (Note 12)	Month of Last Payment (Note 13)	Advance Amount (Note 4)	Payback (Note 5)	Net Cash Advanced (Note 6)	Total Cash Repayments (Note 7)	E = D-C Net Cash Surplus (Deficit)	F Total Reload (Note 9)	G Total Write-off (Note 8)	H Total Fee (Note 8)	I Total Collections 06/20/20-07/27/2020 (Note 7)	J Active A/R	K Default A/R	L = J+K Total A/R	
																					A
C	Kora Transport			1	1	12/17/19	12/17/19	Mar-20	8,000	11,040	7,760	10,120	2,360	920				-	-	-	
C	Heathco	N	Heathco	2	1	03/20/15	05/19/15	Jun-15	54,090	77,725	32,664	13,170	(19,494)	19,090		275		-	45,740	45,740	
C	Heathco	N Total		2	1	03/20/15	05/19/15	Jun-15	54,090	77,725	32,664	13,170	(19,494)	19,090		275		-	45,740	45,740	
C	Heathco Total			2	1	03/20/15	05/19/15	Jun-15	54,090	77,725	32,664	13,170	(19,494)	19,090		275		-	45,740	45,740	
C	IL Pastaio and La Pasta Boutique	N	IL Pastaio and La Pasta Boutique	20	1	07/26/19	11/21/19	Feb-20	84,787	109,024	78,594	50,865	(27,730)	5,723		1,150		-	53,586	53,586	
C	IL Pastaio and La Pasta Boutique	N Total		20	1	07/26/19	11/21/19	Feb-20	84,787	109,024	78,594	50,865	(27,730)	5,723		1,150		-	53,586	53,586	
C	IL Pastaio and La Pasta Boutique Total			20	1	07/26/19	11/21/19	Feb-20	84,787	109,024	78,594	50,865	(27,730)	5,723		1,150		-	53,586	53,586	
C	Gallina Farms	N	Gallina Farms	23	1	11/10/16	03/16/17	Nov-17	294,150	416,887	287,001	172,691	(114,310)	4,705		16,266		-	255,758	255,758	
C	Gallina Farms	N Total		23	1	11/10/16	03/16/17	Nov-17	294,150	416,887	287,001	172,691	(114,310)	4,705		16,266		-	255,758	255,758	
C	Gallina Farms Total			23	1	11/10/16	03/16/17	Nov-17	294,150	416,887	287,001	172,691	(114,310)	4,705		16,266		-	255,758	255,758	
C	Joe's Auto	N	Joe's Auto	6	3	07/06/12	03/17/17	Nov-17	49,835	69,376	41,202	61,766	20,564	7,835		225		-	-	-	
C	Joe's Auto	N Total		6	3	07/06/12	03/17/17	Nov-17	49,835	69,376	41,202	61,766	20,564	7,835		225		-	-	-	
C	Joe's Auto Total			6	3	07/06/12	03/17/17	Nov-17	49,835	69,376	41,202	61,766	20,564	7,835		225		-	-	-	
C	Kleenoil USA	N	Kleenoil USA	7	4	08/20/15	04/03/18	Mar-19	647,067	887,444	498,494	755,472	256,978	137,297		5,325		-	-	-	
C	Kleenoil USA	N Total		7	4	08/20/15	04/03/18	Mar-19	647,067	887,444	498,494	755,472	256,978	137,297		5,325		-	-	-	
C	Kleenoil USA Total			7	4	08/20/15	04/03/18	Mar-19	647,067	887,444	498,494	755,472	256,978	137,297		5,325		-	-	-	
C	Johnstons Auto Body	N	Johnstons Auto Body	3	2	07/26/13	11/07/13	Feb-17	38,782	56,282	26,451	56,167	29,716	11,782		11,434		-	(233)	(233)	
C	Johnstons Auto Body	N Total		3	2	07/26/13	11/07/13	Feb-17	38,782	56,282	26,451	56,167	29,716	11,782		11,434		-	(233)	(233)	
C	Johnstons Auto Body Total			3	2	07/26/13	11/07/13	Feb-17	38,782	56,282	26,451	56,167	29,716	11,782		11,434		-	(233)	(233)	
C	KNS Masonry	N	KNS Masonry	2	2	11/14/18	11/14/18	Apr-19	13,001	16,881	12,466	12,095	(370)	-		725		-	5,511	5,511	
C	KNS Masonry	N Total		2	2	11/14/18	11/14/18	Apr-19	13,001	16,881	12,466	12,095	(370)	-		725		-	5,511	5,511	
C	KNS Masonry Total			2	2	11/14/18	11/14/18	Apr-19	13,001	16,881	12,466	12,095	(370)	-		725		-	5,511	5,511	
C	Jonesboro Tractor Sales	Y	Jonesboro Tractor Sales	3	1	01/09/20	02/19/20	Mar-20	158,985	217,030	89,465	56,741	(32,724)	66,720		10,300		-	103,869	103,869	
C	Jonesboro Tractor Sales	Y Total		3	1	01/09/20	02/19/20	Mar-20	158,985	217,030	89,465	56,741	(32,724)	66,720		10,300		-	103,869	103,869	
C	Jonesboro Tractor Sales Total			3	1	01/09/20	02/19/20	Mar-20	158,985	217,030	89,465	56,741	(32,724)	66,720		10,300		-	103,869	103,869	
C	Jordan And K	N	Jordan And K	2	1	03/08/18	05/31/18	Apr-20	150,542	218,313	91,522	130,044	38,522	57,475		2,225		-	33,019	33,019	
C	Jordan And K	N Total		2	1	03/08/18	05/31/18	Apr-20	150,542	218,313	91,522	130,044	38,522	57,475		2,225		-	33,019	33,019	
C	Jordan And K Total			2	1	03/08/18	05/31/18	Apr-20	150,542	218,313	91,522	130,044	38,522	57,475		2,225		-	33,019	33,019	
C	H and H Riverstop	N	H and H Riverstop	3	2	06/23/16	12/02/16	Aug-17	47,922	67,091	28,992	39,930	10,939	18,480		725		-	9,405	9,405	
C	H and H Riverstop	N Total		3	2	06/23/16	12/02/16	Aug-17	47,922	67,091	28,992	39,930	10,939	18,480		725		-	9,405	9,405	
C	H and H Riverstop Total			3	2	06/23/16	12/02/16	Aug-17	47,922	67,091	28,992	39,930	10,939	18,480		725		-	9,405	9,405	
C	Giza Construction	N	Giza Construction	8	1	07/11/19	08/16/19	Dec-19	48,784	63,218	42,394	33,642	(8,752)	6,200		825		-	24,201	24,201	
C	Giza Construction	N Total		8	1	07/11/19	08/16/19	Dec-19	48,784	63,218	42,394	33,642	(8,752)	6,200		825		-	24,201	24,201	
C	Giza Construction Total			8	1	07/11/19	08/16/19	Dec-19	48,784	63,218	42,394	33,642	(8,752)	6,200		825		-	24,201	24,201	
C	Fotofwd (M-ND Media)	N	Fotofwd (M-ND Media)	7	3	10/28/16	10/06/17	Sep-18	1,531,630	2,082,451	1,013,892	864,203	(149,689)	506,630		98,275		-	809,892	809,892	
C	Fotofwd (M-ND Media)	N Total		7	3	10/28/16	10/06/17	Sep-18	1,531,630	2,082,451	1,013,892	864,203	(149,689)	506,630		98,275		-	809,892	809,892	
C	Fotofwd (M-ND Media) Total			7	3	10/28/16	10/06/17	Sep-18	1,531,630	2,082,451	1,013,892	864,203	(149,689)	506,630		98,275		-	809,892	809,892	
C	JNS Sporting Goods	N	JNS Sporting Goods	3	1	09/27/18	11/07/18	Apr-19	28,456	33,917	18,716	26,427	7,711	9,740		2,250		-	-	-	
C	JNS Sporting Goods	N Total		3	1	09/27/18	11/07/18	Apr-19	28,456	33,917	18,716	26,427	7,711	9,740		2,250		-	-	-	
C	JNS Sporting Goods Total			3	1	09/27/18	11/07/18	Apr-19	28,456	33,917	18,716	26,427	7,711	9,740		2,250		-	-	-	
C	Himalaya Restaurant	N	Himalaya Restaurant	8	2	06/15/17	10/03/19	Feb-20	164,500	214,740	148,769	199,934	51,165	15,106		300		-	-	-	
C	Himalaya Restaurant	N Total		8	2	06/15/17	10/03/19	Feb-20	164,500	214,740	148,769	199,934	51,165	15,106		300		-	-	-	
C	Himalaya Restaurant Total			8	2	06/15/17	10/03/19	Feb-20	164,500	214,740	148,769	199,934	51,165	15,106		300		-	-	-	
C	JG Construction	N	JG Construction	2	1	01/05/17	06/29/17	Feb-18	112,909	159,073	97,164	146,839	49,675	12,909		675		-	-	-	
C	JG Construction	N Total		2	1	01/05/17	06/29/17	Feb-18	112,909	159,073	97,164	146,839	49,675	12,909		675		-	-	-	
C	JG Construction Total			2	1	01/05/17	06/29/17	Feb-18	112,909	159,073	97,164	146,839	49,675	12,909		675		-	-	-	
C	Krueger Concrete And Excavating	N	Krueger Concrete And Excavating	2	1	01/28/16	06/08/16	Dec-19	315,634	418,316	241,130	327,150	86,020	35,634		11,075		-	66,607	66,607	
C	Krueger Concrete And Excavating	N Total		2	1	01/28/16	06/08/16	Dec-19	315,634	418,316	241,130	327,150	86,020	35,634		11,075		-	66,607	66,607	
C	Krueger Concrete And Excavating Total			2	1	01/28/16	06/08/16	Dec-19	315,634	418,316	241,130	327,150	86,020	35,634		11,075		-	66,607	66,607	
C	Fresh Flipz	Y	Fresh Flipz	2	1	01/09/20	02/27/20	Apr-20	6,000	8,760	5,034	7,884	2,850	876		-		-	-	-	
C	Fresh Flipz	Y Total		2	1	01/09/20	02/27/20	Apr-20	6,000	8,760	5,034	7,884	2,850	876		-		-	-	-	
C	Fresh Flipz Total			2	1	01/09/20	02/27/20	Apr-20	6,000	8,760	5,034	7,884	2,850	876		-		-	-	-	

Securities and Exchange Commission, Plaintiff,
v.
Complete Business Solutions Group, Inc. d/b/a Par Funding et. al., Defendants.
CASE NO. 9:20-cv-81205
UNITED STATES DISTRICT COURT
SOUTHERN DISTRICT OF FLORIDA

Category C - Detail of CBSG MCA Suites Activity for the period from 2012 through July 27, 2020

Source: MCA Suites										Total Advances and Repayments per MCA Suites		Cash Advances and Repayments per MCA Suites			Transactional Data per MCA Suites				A/R Balance (Note 10)		
Category (Note 1)	Merchant Grouping (Note 11)	Funded After 01/01/20	Merchant Name (Note 8)	Total # of Deals (Note 2)	Deals with Reioad (Note 3)	First Funding Date (Note 12)	Last Funding Date (Note 12)	Month of Last Payment (Note 13)	Advance Amount (Note 4)	Payback (Note 5)	Net Cash Advanced (Note 6)	Total Cash Repayments (Note 7)	E = D-C	Total Reioad (Note 9)	Total Write-off (Note 8)	Total Fee (Note 8)	Total Collections 06/2020-07/27/2020 (Note 7)	Active A/R	Default A/R	Total A/R	
																					A
C	Healthy Pets Enterprise	N	Healthy Pets Enterprise	8	2	06/12/19	07/24/19	May-20	35,900	47,465	35,755	46,697	10,942	-	1,168	400	-	-	-	-	
C	Healthy Pets Enterprise	N Total		8	2	06/12/19	07/24/19	May-20	35,900	47,465	35,755	46,697	10,942	-	1,168	400	-	-	-	-	
C	Healthy Pets Enterprise Total			8	2	06/12/19	07/24/19	May-20	35,900	47,465	35,755	46,697	10,942	-	1,168	400	-	-	-	-	
C	Crazy Cities	N	Crazy Cities	4	1	02/22/17	12/12/18	Mar-19	53,338	75,114	48,550	72,150	23,600	3,338	-	-	375	-	-	-	
C	Crazy Cities	N Total		4	1	02/22/17	12/12/18	Mar-19	53,338	75,114	48,550	72,150	23,600	3,338	-	-	375	-	-	-	
C	Crazy Cities Total			4	1	02/22/17	12/12/18	Mar-19	53,338	75,114	48,550	72,150	23,600	3,338	-	-	375	-	-	-	
C	Evergreen Irrigation	N	Evergreen Irrigation	3	1	01/05/17	06/06/17	Nov-17	58,800	82,320	49,100	73,570	24,470	8,750	-	-	-	-	-	-	
C	Evergreen Irrigation	N Total		3	1	01/05/17	06/06/17	Nov-17	58,800	82,320	49,100	73,570	24,470	8,750	-	-	-	-	-	-	
C	Evergreen Irrigation Total			3	1	01/05/17	06/06/17	Nov-17	58,800	82,320	49,100	73,570	24,470	8,750	-	-	-	-	-	-	
C	Dewan Family	N	Dewan Family	2	2	04/23/19	04/23/19	Jun-20	7,124	9,173	7,029	1,015	(6,013)	-	-	400	26	-	8,558	8,558	
C	Dewan Family	N Total		2	2	04/23/19	04/23/19	Jun-20	7,124	9,173	7,029	1,015	(6,013)	-	-	400	26	-	8,558	8,558	
C	Dewan Family Total			2	2	04/23/19	04/23/19	Jun-20	7,124	9,173	7,029	1,015	(6,013)	-	-	400	26	-	8,558	8,558	
C	Double Z Trucking	N	Double Z Trucking	14	3	11/05/18	01/21/19	Feb-20	250,031	342,343	239,817	242,792	2,975	7,080	60,196	725	-	-	33,000	33,000	
C	Double Z Trucking	N Total		14	3	11/05/18	01/21/19	Feb-20	250,031	342,343	239,817	242,792	2,975	7,080	60,196	725	-	-	33,000	33,000	
C	Double Z Trucking Total			14	3	11/05/18	01/21/19	Feb-20	250,031	342,343	239,817	242,792	2,975	7,080	60,196	725	-	-	33,000	33,000	
C	Extreme Cleaning Services	N	Extreme Cleaning Services	2	1	06/18/19	11/08/19	Apr-20	40,000	54,800	34,948	50,233	15,285	4,567	-	-	-	-	-	-	
C	Extreme Cleaning Services	N Total		2	1	06/18/19	11/08/19	Apr-20	40,000	54,800	34,948	50,233	15,285	4,567	-	-	-	-	-	-	
C	Extreme Cleaning Services Total			2	1	06/18/19	11/08/19	Apr-20	40,000	54,800	34,948	50,233	15,285	4,567	-	-	-	-	-	-	
C	Extreme Cleaning Services	Y	Extreme Cleaning Services	1	-	03/03/20	03/03/20	Jul-20	25,000	29,750	24,965	27,925	2,960	-	2,050	225	8,750	-	-	-	
C	Extreme Cleaning Services	Y Total		1	-	03/03/20	03/03/20	Jul-20	25,000	29,750	24,965	27,925	2,960	-	2,050	225	8,750	-	-	-	
C	Extreme Cleaning Services Total			3	1	06/18/19	03/03/20	Jul-20	65,000	84,550	59,913	78,158	18,245	4,567	2,050	225	8,750	-	-	-	
C	Douglas Fredrikson	N	Douglas Fredrikson	4	3	04/30/18	10/16/18	May-19	87,976	123,866	61,478	100,828	39,350	25,363	-	-	2,325	-	-	-	
C	Douglas Fredrikson	N Total		4	3	04/30/18	10/16/18	May-19	87,976	123,866	61,478	100,828	39,350	25,363	-	-	2,325	-	-	-	
C	Douglas Fredrikson Total			4	3	04/30/18	10/16/18	May-19	87,976	123,866	61,478	100,828	39,350	25,363	-	-	2,325	-	-	-	
C	Cafe Dumanoir	N	Cafe Dumanoir	2	1	05/11/16	09/09/16	Jan-17	7,065	10,526	6,000	10,585	4,585	467	-	-	525	-	-	-	
C	Cafe Dumanoir	N Total		2	1	05/11/16	09/09/16	Jan-17	7,065	10,526	6,000	10,585	4,585	467	-	-	525	-	-	-	
C	Cafe Dumanoir Total			2	1	05/11/16	09/09/16	Jan-17	7,065	10,526	6,000	10,585	4,585	467	-	-	525	-	-	-	
C	Dr John Loudermilk	N	Dr John Loudermilk	2	1	08/27/13	11/15/13	Dec-13	60,114	82,154	47,591	26,653	(20,938)	11,136	-	-	14,006	-	-	58,370	
C	Dr John Loudermilk	N Total		2	1	08/27/13	11/15/13	Dec-13	60,114	82,154	47,591	26,653	(20,938)	11,136	-	-	14,006	-	-	58,370	
C	Dr John Loudermilk Total			2	1	08/27/13	11/15/13	Dec-13	60,114	82,154	47,591	26,653	(20,938)	11,136	-	-	14,006	-	-	58,370	
C	Cousin Maine Lobster	N	Cousin Maine Lobster	8	1	02/03/17	03/24/17	Mar-18	567,348	845,349	566,353	892,362	326,009	(768,524)	-	-	173,765	-	-	895,275	
C	Cousin Maine Lobster	N Total		8	1	02/03/17	03/24/17	Mar-18	567,348	845,349	566,353	892,362	326,009	(768,524)	-	-	173,765	-	-	895,275	
C	Cousin Maine Lobster Total			8	1	02/03/17	03/24/17	Mar-18	567,348	845,349	566,353	892,362	326,009	(768,524)	-	-	173,765	-	-	895,275	
C	Chicago Pizza Pizzeria	N	Chicago Pizza Pizzeria	8	7	04/28/15	06/06/17	Nov-17	117,701	147,962	77,566	109,307	31,741	38,655	-	-	-	-	-	-	
C	Chicago Pizza Pizzeria	N Total		8	7	04/28/15	06/06/17	Nov-17	117,701	147,962	77,566	109,307	31,741	38,655	-	-	-	-	-	-	
C	Chicago Pizza Pizzeria Total			8	7	04/28/15	06/06/17	Nov-17	117,701	147,962	77,566	109,307	31,741	38,655	-	-	-	-	-	-	
C	Dignoti Group	N	Dignoti Group	3	1	08/16/18	09/28/18	Sep-19	67,000	84,230	52,366	72,430	20,064	-	-	1,800	-	-	-	-	
C	Dignoti Group	N Total		3	1	08/16/18	09/28/18	Sep-19	67,000	84,230	52,366	72,430	20,064	-	-	1,800	-	-	-	-	
C	Dignoti Group Total			3	1	08/16/18	09/28/18	Sep-19	67,000	84,230	52,366	72,430	20,064	-	-	1,800	-	-	-	-	
C	Dream Design Builders	N	Dream Design Builders	2	1	06/07/17	11/20/17	Feb-18	387,963	552,148	319,214	260,978	(58,236)	62,963	-	-	300	-	-	228,507	
C	Dream Design Builders	N Total		2	1	06/07/17	11/20/17	Feb-18	387,963	552,148	319,214	260,978	(58,236)	62,963	-	-	300	-	-	228,507	
C	Dream Design Builders Total			2	1	06/07/17	11/20/17	Feb-18	387,963	552,148	319,214	260,978	(58,236)	62,963	-	-	300	-	-	228,507	
C	Carolina Crossing Restaurant	N	Carolina Crossing Restaurant	2	1	11/06/18	01/25/19	Jul-19	55,000	78,100	34,359	59,059	24,700	19,041	-	-	-	-	-	-	
C	Carolina Crossing Restaurant	N Total		2	1	11/06/18	01/25/19	Jul-19	55,000	78,100	34,359	59,059	24,700	19,041	-	-	-	-	-	-	
C	Carolina Crossing Restaurant Total			2	1	11/06/18	01/25/19	Jul-19	55,000	78,100	34,359	59,059	24,700	19,041	-	-	-	-	-	-	
C	DRG Truck	N	DRG Truck	3	2	06/22/15	12/07/15	Jan-16	62,647	86,927	51,063	34,536	(16,527)	10,017	-	5,300	-	-	-	47,674	
C	DRG Truck	N Total		3	2	06/22/15	12/07/15	Jan-16	62,647	86,927	51,063	34,536	(16,527)	10,017	-	5,300	-	-	-	47,674	
C	DRG Truck Total			3	2	06/22/15	12/07/15	Jan-16	62,647	86,927	51,063	34,536	(16,527)	10,017	-	5,300	-	-	-	47,674	
C	Creekside Logistics	N	Creekside Logistics	3	2	06/27/18	03/29/19	Jun-19	572,208	724,007	218,573	123,541	(95,032)	350,472	-	4,325	-	-	-	254,319	
C	Creekside Logistics	N Total		3	2	06/27/18	03/29/19	Jun-19	572,208	724,007	218,573	123,541	(95,032)	350,472	-	4,325	-	-	-	254,319	

Securities and Exchange Commission, Plaintiff,
v.
Complete Business Solutions Group, Inc. d/b/a Par Funding et. al., Defendants.
CASE NO. 9:20-cv-81205
UNITED STATES DISTRICT COURT
SOUTHERN DISTRICT OF FLORIDA

Category C - Detail of CBSG MCA Suites Activity for the period from 2012 through July 27, 2020

Source: MCA Suites		Total Advances and Repayments per MCA Suites							Cash Advances and Repayments per MCA Suites			Transactional Data per MCA Suites				A/R Balance (Note 10)				
Category (Note 1)	Merchant Grouping (Note 11)	Funded After 01/01/20	Merchant Name (Note 8)	Total # of Deals (Note 2)	Deals with Reload (Note 3)	First Funding Date (Note 12)	Last Funding Date (Note 12)	Month of Last Payment (Note 13)	A	B	C	D	E = D-C	F	G	H	I	J	K	L = J+K
									Advance Amount (Note 4)	Payback (Note 5)	Net Cash Advanced (Note 6)	Total Cash Repayments (Note 7)	Net Cash Surplus (Deficit)	Total Reload (Note 9)	Total Write-off (Note 8)	Total Fee (Note 8)	Total Collections 06/2020-07/27/2020 (Note 7)	Active A/R	Default A/R	Total A/R
C	Creekside Logistics Total			3	2	06/27/18	03/29/19	Jun-19	572,208	724,007	218,573	123,541	(95,032)	350,472		4,325		-	254,319	254,319
C	Drieling Enterprises N		Drieling Enterprises	2	1	02/03/17	06/08/17	Oct-18	25,271	35,579	19,300	31,883	12,583	5,271		1,575		-	-	-
C	Drieling Enterprises N Total			2	1	02/03/17	06/08/17	Oct-18	25,271	35,579	19,300	31,883	12,583	5,271		1,575		-	-	-
C	Drieling Enterprises Total			2	1	02/03/17	06/08/17	Oct-18	25,271	35,579	19,300	31,883	12,583	5,271		1,575		-	-	-
C	Cami Hair Imports N		Cami Hair Imports	7	5	11/16/15	09/27/17	Jun-18	82,273	115,967	42,350	77,269	34,919	38,773		75		-	-	-
C	Cami Hair Imports N Total			7	5	11/16/15	09/27/17	Jun-18	82,273	115,967	42,350	77,269	34,919	38,773		75		-	-	-
C	Cami Hair Imports Total			7	5	11/16/15	09/27/17	Jun-18	82,273	115,967	42,350	77,269	34,919	38,773		75		-	-	-
C	Duke Barber N		Duke Barber	4	2	07/22/14	06/17/15	Sep-19	122,487	168,920	84,999	95,690	10,691	33,487		1,650		-	41,394	41,394
C	Duke Barber N Total			4	2	07/22/14	06/17/15	Sep-19	122,487	168,920	84,999	95,690	10,691	33,487		1,650		-	41,394	41,394
C	Duke Barber Total			4	2	07/22/14	06/17/15	Sep-19	122,487	168,920	84,999	95,690	10,691	33,487		1,650		-	41,394	41,394
C	Escue Wood Treated Products N		Escue Wood Treated Products	3	2	10/09/18	02/28/19	Feb-19	34,920	40,716	19,955	14,067	(5,888)	15,254		3,535		-	14,930	14,930
C	Escue Wood Treated Products N Total			3	2	10/09/18	02/28/19	Feb-19	34,920	40,716	19,955	14,067	(5,888)	15,254		3,535		-	14,930	14,930
C	Escue Wood Treated Products Total			3	2	10/09/18	02/28/19	Feb-19	34,920	40,716	19,955	14,067	(5,888)	15,254		3,535		-	14,930	14,930
C	Duke Properties (Oscar Herre) N		Duke Properties (Oscar Herre)	3	1	04/26/16	01/13/17	Mar-17	31,046	43,464	24,301	23,278	(1,023)	6,046		1,000		-	15,140	15,140
C	Duke Properties (Oscar Herre) N Total			3	1	04/26/16	01/13/17	Mar-17	31,046	43,464	24,301	23,278	(1,023)	6,046		1,000		-	15,140	15,140
C	Duke Properties (Oscar Herre) Total			3	1	04/26/16	01/13/17	Mar-17	31,046	43,464	24,301	23,278	(1,023)	6,046		1,000		-	15,140	15,140
C	Covina Auto Electric N		Covina Auto Electric	4	3	08/12/16	08/01/17	May-18	44,105	61,746	25,400	39,115	13,715	18,105		1,800		-	6,327	6,327
C	Covina Auto Electric N Total			4	3	08/12/16	08/01/17	May-18	44,105	61,746	25,400	39,115	13,715	18,105		1,800		-	6,327	6,327
C	Covina Auto Electric Total			4	3	08/12/16	08/01/17	May-18	44,105	61,746	25,400	39,115	13,715	18,105		1,800		-	6,327	6,327
C	Custom Soft Group N		Custom Soft Group	2	2	10/29/18	11/20/18	Apr-19	33,627	45,977	33,592	21,881	(11,710)	-		200		-	24,296	24,296
C	Custom Soft Group N Total			2	2	10/29/18	11/20/18	Apr-19	33,627	45,977	33,592	21,881	(11,710)	-		200		-	24,296	24,296
C	Custom Soft Group Total			2	2	10/29/18	11/20/18	Apr-19	33,627	45,977	33,592	21,881	(11,710)	-		200		-	24,296	24,296
C	Excalibur Management Services N		Excalibur Management Services	7	2	08/27/18	10/01/18	Jan-19	158,594	224,561	158,559	155,593	(2,966)	-		425		-	69,393	69,393
C	Excalibur Management Services N Total			7	2	08/27/18	10/01/18	Jan-19	158,594	224,561	158,559	155,593	(2,966)	-		425		-	69,393	69,393
C	Excalibur Management Services Total			7	2	08/27/18	10/01/18	Jan-19	158,594	224,561	158,559	155,593	(2,966)	-		425		-	69,393	69,393
C	Cresthaven Funeral Home N		Cresthaven Funeral Home	2	1	03/02/18	05/24/18	Aug-19	75,470	106,205	43,905	76,985	33,080	30,570		1,350		-	-	-
C	Cresthaven Funeral Home N Total			2	1	03/02/18	05/24/18	Aug-19	75,470	106,205	43,905	76,985	33,080	30,570		1,350		-	-	-
C	Cresthaven Funeral Home Total			2	1	03/02/18	05/24/18	Aug-19	75,470	106,205	43,905	76,985	33,080	30,570		1,350		-	-	-
C	Cfy Auto Transport N		Cfy Auto Transport	2	1	02/23/17	07/31/17	Mar-18	20,413	29,678	15,300	25,265	9,965	4,413		-		-	-	-
C	Cfy Auto Transport N Total			2	1	02/23/17	07/31/17	Mar-18	20,413	29,678	15,300	25,265	9,965	4,413		-		-	-	-
C	Cfy Auto Transport Total			2	1	02/23/17	07/31/17	Mar-18	20,413	29,678	15,300	25,265	9,965	4,413		-		-	-	-
C	Dynamic Pain and Wellness N		Dynamic Pain and Wellness	7	1	10/17/18	12/06/19	Apr-20	1,906,917	2,617,889	1,330,917	2,348,307	1,017,390	539,215				(269,632)	(269,632)	
C	Dynamic Pain and Wellness N Total			7	1	10/17/18	12/06/19	Apr-20	1,906,917	2,617,889	1,330,917	2,348,307	1,017,390	539,215				(269,632)	(269,632)	
C	Dynamic Pain and Wellness Y		Dynamic Pain and Wellness	1	-	01/03/20	01/03/20	Jan-00	333,333	450,000	333,333		(333,333)		180,368			269,632	269,632	
C	Dynamic Pain and Wellness Y Total			1	-	01/03/20	01/03/20	Jan-00	333,333	450,000	333,333		(333,333)		180,368			269,632	269,632	
C	Dynamic Pain and Wellness Total			8	1	10/17/18	01/03/20	Apr-20	2,240,250	3,067,889	1,664,250	2,348,307	684,057	539,215	180,368			-	-	-
C	Custom Cookie Creations N		Custom Cookie Creations	4	1	03/09/17	03/05/18	Aug-18	65,775	88,121	55,502	68,093	12,591	8,775		1,995		-	13,249	13,249
C	Custom Cookie Creations N Total			4	1	03/09/17	03/05/18	Aug-18	65,775	88,121	55,502	68,093	12,591	8,775		1,995		-	13,249	13,249
C	Custom Cookie Creations Total			4	1	03/09/17	03/05/18	Aug-18	65,775	88,121	55,502	68,093	12,591	8,775		1,995		-	13,249	13,249
C	Cowtown Excavation N		Cowtown Excavation	2	1	10/18/17	03/05/18	Aug-18	50,000	71,500	42,633	66,632	23,999	6,368		1,500		-	-	-
C	Cowtown Excavation N Total			2	1	10/18/17	03/05/18	Aug-18	50,000	71,500	42,633	66,632	23,999	6,368		1,500		-	-	-
C	Cowtown Excavation Total			2	1	10/18/17	03/05/18	Aug-18	50,000	71,500	42,633	66,632	23,999	6,368		1,500		-	-	-
C	Debras Learning Center N		Debras Learning Center	2	1	11/14/16	02/08/17	Jan-18	14,091	20,291	9,700	16,700	7,000	4,091		500		-	-	-

Securities and Exchange Commission, Plaintiff,
v.
Complete Business Solutions Group, Inc. d/b/a Par Funding et. al., Defendants.
CASE NO. 9:20-cv-81205
UNITED STATES DISTRICT COURT
SOUTHERN DISTRICT OF FLORIDA

Category C - Detail of CBSG MCA Suites Activity for the period from 2012 through July 27, 2020

Source: MCA Suites										Total Advances and Repayments per MCA Suites		Cash Advances and Repayments per MCA Suites			Transactional Data per MCA Suites				A/R Balance (Note 10)		
Category (Note 1)	Merchant Grouping (Note 11)	Funded After 01/01/20	Merchant Name (Note 8)	Total # of Deals (Note 2)	Deals with Reload (Note 3)	First Funding Date (Note 12)	Last Funding Date (Note 12)	Month of Last Payment (Note 13)	Advance Amount (Note 4)	Payback (Note 5)	Net Cash Advanced (Note 6)	Total Cash Repayments (Note 7)	E = D-C	Total Reload (Note 9)	Total Write-off (Note 8)	Total Fee (Note 8)	Total Collections 06/2020-07/27/2020 (Note 7)	Active A/R	Default A/R	Total A/R	
																					A
C	Debras Learning Center	N Total		2	1	11/14/16	02/08/17	Jan-18	14,091	20,291	9,700	16,700	7,000	4,091		500		-		-	
C	Debras Learning Center Total			2	1	11/14/16	02/08/17	Jan-18	14,091	20,291	9,700	16,700	7,000	4,091		500		-		-	
C	Crash Services	N	Crash Services	2	1	07/25/19	11/13/19	Apr-20	20,000	27,800	15,277	12,558	(2,719)	4,423		1,125		-	11,944	11,944	
C	Crash Services	N Total		2	1	07/25/19	11/13/19	Apr-20	20,000	27,800	15,277	12,558	(2,719)	4,423		1,125		-	11,944	11,944	
C	Crash Services Total			2	1	07/25/19	11/13/19	Apr-20	20,000	27,800	15,277	12,558	(2,719)	4,423		1,125		-	11,944	11,944	
C	Decorating Den Interiors	N	Decorating Den Interiors	5	3	07/29/15	08/03/16	Oct-16	46,516	65,115	35,000	56,099	21,099	10,516		1,500		-		-	
C	Decorating Den Interiors	N Total		5	3	07/29/15	08/03/16	Oct-16	46,516	65,115	35,000	56,099	21,099	10,516		1,500		-		-	
C	Decorating Den Interiors Total			5	3	07/29/15	08/03/16	Oct-16	46,516	65,115	35,000	56,099	21,099	10,516		1,500		-		-	
C	Chaves Wireless	N	Chaves Wireless	2	1	08/11/17	11/08/17	May-18	29,955	42,187	21,475	34,732	13,257	7,455				-		-	
C	Chaves Wireless	N Total		2	1	08/11/17	11/08/17	May-18	29,955	42,187	21,475	34,732	13,257	7,455				-		-	
C	Chaves Wireless Total			2	1	08/11/17	11/08/17	May-18	29,955	42,187	21,475	34,732	13,257	7,455				-		-	
C	Caladri Development	N	Caladri Development	4	1	11/17/15	05/03/16	Mar-17	487,485	682,379	427,164	317,575	(109,589)	55,112		44,172		-	353,864	353,864	
C	Caladri Development	N Total		4	1	11/17/15	05/03/16	Mar-17	487,485	682,379	427,164	317,575	(109,589)	55,112		44,172		-	353,864	353,864	
C	Caladri Development Total			4	1	11/17/15	05/03/16	Mar-17	487,485	682,379	427,164	317,575	(109,589)	55,112		44,172		-	353,864	353,864	
C	First Law	N	First Law	2	1	11/08/17	01/31/18	Feb-18	12,125	17,482	9,900	15,356	5,456	2,125				-		-	
C	First Law	N Total		2	1	11/08/17	01/31/18	Feb-18	12,125	17,482	9,900	15,356	5,456	2,125				-		-	
C	First Law Total			2	1	11/08/17	01/31/18	Feb-18	12,125	17,482	9,900	15,356	5,456	2,125				-		-	
C	Cuzick Oilfield Service	N	Cuzick Oilfield Service	8	2	09/06/19	10/18/19	Mar-20	59,443	78,004	59,218	62,508	3,291		5,575		-	21,070	21,070		
C	Cuzick Oilfield Service	N Total		8	2	09/06/19	10/18/19	Mar-20	59,443	78,004	59,218	62,508	3,291		5,575		-	21,070	21,070		
C	Cuzick Oilfield Service Total			8	2	09/06/19	10/18/19	Mar-20	59,443	78,004	59,218	62,508	3,291		5,575		-	21,070	21,070		
C	Cloud Medical Supply	N	Cloud Medical Supply	5	2	10/15/18	11/05/18	May-19	66,304	88,426	66,269	89,401	23,132		975		-		-		
C	Cloud Medical Supply	N Total		5	2	10/15/18	11/05/18	May-19	66,304	88,426	66,269	89,401	23,132		975		-		-		
C	Cloud Medical Supply Total			5	2	10/15/18	11/05/18	May-19	66,304	88,426	66,269	89,401	23,132		975		-		-		
C	Ecco Tec	N	Ecco Tec	11	5	05/13/16	08/21/19	Jan-20	176,029	243,710	139,154	210,722	71,568	32,988				-		-	
C	Ecco Tec	N Total		11	5	05/13/16	08/21/19	Jan-20	176,029	243,710	139,154	210,722	71,568	32,988				-		-	
C	Ecco Tec	Y	Ecco Tec	1	-	01/03/20	01/03/20	Apr-20	20,000	23,800	19,965	23,800	3,835				-		-		
C	Ecco Tec	Y Total		1	-	01/03/20	01/03/20	Apr-20	20,000	23,800	19,965	23,800	3,835				-		-		
C	Ecco Tec Total			12	5	05/13/16	01/03/20	Apr-20	196,029	267,510	159,119	234,522	75,403	32,988				-		-	
C	Central Virginia Aviation	N	Central Virginia Aviation	5	4	05/11/17	01/16/19	Aug-19	859,021	1,142,498	624,428	920,170	295,742	222,554		225		-		-	
C	Central Virginia Aviation	N Total		5	4	05/11/17	01/16/19	Aug-19	859,021	1,142,498	624,428	920,170	295,742	222,554		225		-		-	
C	Central Virginia Aviation Total			5	4	05/11/17	01/16/19	Aug-19	859,021	1,142,498	624,428	920,170	295,742	222,554		225		-		-	
C	Ecig Vapor Lounge	N	Ecig Vapor Lounge	9	5	08/19/15	12/07/16	Dec-17	856,161	1,137,248	577,934	658,340	80,406	272,400		3,900		-	210,408	210,408	
C	Ecig Vapor Lounge	N Total		9	5	08/19/15	12/07/16	Dec-17	856,161	1,137,248	577,934	658,340	80,406	272,400		3,900		-	210,408	210,408	
C	Ecig Vapor Lounge Total			9	5	08/19/15	12/07/16	Dec-17	856,161	1,137,248	577,934	658,340	80,406	272,400		3,900		-	210,408	210,408	
C	Eric's Auto Service	N	Eric's Auto Service	3	2	09/30/16	04/07/17	Apr-18	38,326	53,894	24,150	28,089	3,939	13,326		1,750		-	14,229	14,229	
C	Eric's Auto Service	N Total		3	2	09/30/16	04/07/17	Apr-18	38,326	53,894	24,150	28,089	3,939	13,326		1,750		-	14,229	14,229	
C	Eric's Auto Service Total			3	2	09/30/16	04/07/17	Apr-18	38,326	53,894	24,150	28,089	3,939	13,326		1,750		-	14,229	14,229	
C	Crystal Beach Events	N	Crystal Beach Events	2	1	07/10/19	10/07/19	Oct-19	18,000	25,020	12,952	9,602	(3,350)	4,648		500		-	11,270	11,270	
C	Crystal Beach Events	N Total		2	1	07/10/19	10/07/19	Oct-19	18,000	25,020	12,952	9,602	(3,350)	4,648		500		-	11,270	11,270	
C	Crystal Beach Events Total			2	1	07/10/19	10/07/19	Oct-19	18,000	25,020	12,952	9,602	(3,350)	4,648		500		-	11,270	11,270	
C	DHG Realty	N	DHG Realty	2	1	06/03/19	11/26/19	Jan-20	15,000	19,350	14,815	14,036	(779)	5,314				-		-	
C	DHG Realty	N Total		2	1	06/03/19	11/26/19	Jan-20	15,000	19,350	14,815	14,036	(779)	5,314				-		-	
C	DHG Realty	Y	DHG Realty	1	-	01/23/20	01/23/20	Mar-20	10,000	12,400	4,651	886	(3,765)		475		-	11,989	11,989		
C	DHG Realty	Y Total		1	-	01/23/20	01/23/20	Mar-20	10,000	12,400	4,651	886	(3,765)		475		-	11,989	11,989		
C	DHG Realty Total			3	1	06/03/19	01/23/20	Mar-20	25,000	31,750	19,466	14,921	(4,544)	5,314		475		-	11,989	11,989	
C	Chonillo Law Group	N	Chonillo Law Group	4	3	04/02/15	11/09/15	Jul-20	181,517	247,235	97,435	127,197	29,762	80,517		6,050	300	-	45,572	45,572	
C	Chonillo Law Group	N Total		4	3	04/02/15	11/09/15	Jul-20	181,517	247,235	97,435	127,197	29,762	80,517		6,050	300	-	45,572	45,572	
C	Chonillo Law Group Total			4	3	04/02/15	11/09/15	Jul-20	181,517	247,235	97,435	127,197	29,762	80,517		6,050	300	-	45,572	45,572	
C	Euro Gyro	N	Euro Gyro	3	2	10/18/16	07/06/17	Nov-18	33,032	46,404	20,009	35,473	15,464	12,032		1,100		-		-	
C	Euro Gyro	N Total		3	2	10/18/16	07/06/17	Nov-18	33,032	46,404	20,009	35,473	15,464	12,032		1,100		-		-	
C	Euro Gyro Total			3	2	10/18/16	07/06/17	Nov-18	33,032	46,404	20,009	35,473	15,464	12,032		1,100		-		-	
C	Chanmer LLC	N	Chanmer LLC	2	1	04/12/19	04/26/19	Jul-19	43,067	50,344	17,352	25,769	8,417	24,875		300		-		-	
C	Chanmer LLC	N Total		2	1	04/12/19	04/26/19	Jul-19	43,067	50,344	17,352	25,769	8,417	24,875		300		-		-	
C	Chanmer LLC Total			2	1	04/12/19	04/26/19	Jul-19	43,067	50,344	17,352	25,769	8,417	24,875		300		-		-	
C	Diamat	N	Diamat	4	1	11/30/18	12/14/18	Feb-19	8,898	11,797	8,863	4,875	(3,988)	(2,832)	2,832	750		-	7,672	7,672	

Securities and Exchange Commission, Plaintiff,
 v.
 Complete Business Solutions Group, Inc. d/b/a Par Funding et. al., Defendants.
 CASE NO. 9:20-cv-81205
 UNITED STATES DISTRICT COURT
 SOUTHERN DISTRICT OF FLORIDA

Category C - Detail of CBSG MCA Suites Activity for the period from 2012 through July 27, 2020

Source: MCA Suites										Total Advances and Repayments per MCA Suites		Cash Advances and Repayments per MCA Suites			Transactional Data per MCA Suites				A/R Balance (Note 10)		
Category (Note 1)	Merchant Grouping (Note 11)	Funded After 01/01/20	Merchant Name (Note 8)	Total # of Deals (Note 2)	Deals with Rollover (Note 3)	First Funding Date (Note 12)	Last Funding Date (Note 12)	Month of Last Payment (Note 13)	Total Advances (Note 4)	Total Repayments (Note 5)	Net Cash Advanced (Note 6)	Total Cash Repayments (Note 7)	Net Cash Surplus (Deficit)	Total Rollover (Note 9)	Total Write-off (Note 8)	Total Fee (Note 8)	Total Collections 06/2020-07/27/2020 (Note 7)	Active A/R	Default A/R	Total A/R	
																					A
C	Diamat	N Total		4	1	11/30/18	12/14/18	Feb-19	8,898	11,797	8,863	4,875	(3,988)	(2,832)	2,832	750	-	-	7,672	7,672	
C	Diamat			4	1	11/30/18	12/14/18	Feb-19	8,898	11,797	8,863	4,875	(3,988)	(2,832)	2,832	750	-	-	7,672	7,672	
C	ED Huffman Enterprises	N	ED Huffman Enterprises	2	1	05/06/14	07/10/14	Oct-14	44,640	63,196	35,164	56,581	21,417	7,140	525	-	-	-	-		
C	ED Huffman Enterprises	N Total		2	1	05/06/14	07/10/14	Oct-14	44,640	63,196	35,164	56,581	21,417	7,140	525	-	-	-	-		
C	ED Huffman Enterprises			2	1	05/06/14	07/10/14	Oct-14	44,640	63,196	35,164	56,581	21,417	7,140	525	-	-	-	-		
C	Catalonia Olive Oil	N	Catalonia Olive Oil	3	1	03/01/19	08/28/19	Apr-20	291,438	358,326	223,349	162,329	(61,020)	67,091	850	-	-	129,756	129,756		
C	Catalonia Olive Oil	N Total		3	1	03/01/19	08/28/19	Apr-20	291,438	358,326	223,349	162,329	(61,020)	67,091	850	-	-	129,756	129,756		
C	Catalonia Olive Oil			3	1	03/01/19	08/28/19	Apr-20	291,438	358,326	223,349	162,329	(61,020)	67,091	850	-	-	129,756	129,756		
C	Delmark Records	N	Delmark Records	1	1	10/24/19	10/24/19	Feb-20	17,000	23,630	16,490	21,792	5,302	1,838	-	-	-	-			
C	Delmark Records	N Total		1	1	10/24/19	10/24/19	Feb-20	17,000	23,630	16,490	21,792	5,302	1,838	-	-	-	-			
C	Delmark Records	Y	Delmark Records	1	-	02/27/20	02/27/20	Jul-20	20,000	24,800	18,162	24,800	6,638	-	-	8,004	-	-			
C	Delmark Records	Y Total		1	-	02/27/20	02/27/20	Jul-20	20,000	24,800	18,162	24,800	6,638	-	-	8,004	-	-			
C	Delmark Records			2	1	10/24/19	02/27/20	Jul-20	37,000	48,430	34,652	46,592	11,940	1,838	8,004	-	-				
C	Excel Tutoring	N	Excel Tutoring	5	1	05/11/17	12/07/18	Apr-19	49,000	62,110	43,148	57,643	14,495	4,917	450	-	-				
C	Excel Tutoring	N Total		5	1	05/11/17	12/07/18	Apr-19	49,000	62,110	43,148	57,643	14,495	4,917	450	-	-				
C	Excel Tutoring			5	1	05/11/17	12/07/18	Apr-19	49,000	62,110	43,148	57,643	14,495	4,917	450	-	-				
C	Chicago Springfield Insurance Agency	N	Chicago Springfield Insurance Agency	1	1	12/10/19	12/10/19	Feb-20	12,000	14,880	11,965	9,920	(2,045)	4,960	-	-	-	-			
C	Chicago Springfield Insurance Agency	N Total		1	1	12/10/19	12/10/19	Feb-20	12,000	14,880	11,965	9,920	(2,045)	4,960	-	-	-	-			
C	Chicago Springfield Insurance Agency	Y	Chicago Springfield Insurance Agency	1	-	02/06/20	02/06/20	May-20	17,000	20,400	12,040	20,625	8,585	-	225	-	-				
C	Chicago Springfield Insurance Agency	Y Total		1	-	02/06/20	02/06/20	May-20	17,000	20,400	12,040	20,625	8,585	-	225	-	-				
C	Chicago Springfield Insurance Agency			2	1	12/10/19	02/06/20	May-20	29,000	35,280	24,005	30,545	6,540	4,960	225	-	-				
C	Expert Mechanical Services	N	Expert Mechanical Services	2	1	09/28/18	03/29/19	Jan-20	32,627	40,384	18,039	18,709	670	14,587	825	-	-	7,912	7,912		
C	Expert Mechanical Services	N Total		2	1	09/28/18	03/29/19	Jan-20	32,627	40,384	18,039	18,709	670	14,587	825	-	-	7,912	7,912		
C	Expert Mechanical Services			2	1	09/28/18	03/29/19	Jan-20	32,627	40,384	18,039	18,709	670	14,587	825	-	-	7,912	7,912		
C	EI Ranchito	N	EI Ranchito	2	1	07/18/18	08/08/18	Nov-18	39,920	57,087	18,858	37,250	18,393	20,512	675	-	-				
C	EI Ranchito	N Total		2	1	07/18/18	08/08/18	Nov-18	39,920	57,087	18,858	37,250	18,393	20,512	675	-	-				
C	EI Ranchito			2	1	07/18/18	08/08/18	Nov-18	39,920	57,087	18,858	37,250	18,393	20,512	675	-	-				
C	Exteriors R US	N	Exteriors R US	35	3	03/27/19	11/01/19	Jun-20	603,645	768,912	377,737	462,928	85,191	177,812	44,391	450	46,866	41,134	41,134		
C	Exteriors R US	N Total		35	3	03/27/19	11/01/19	Jun-20	603,645	768,912	377,737	462,928	85,191	177,812	44,391	450	46,866	41,134	41,134		
C	Exteriors R US			35	3	03/27/19	11/01/19	Jun-20	603,645	768,912	377,737	462,928	85,191	177,812	44,391	450	46,866	41,134	41,134		
C	Chucks Home and Pool	N	Chucks Home and Pool	2	2	03/15/19	05/01/19	Oct-19	10,068	12,243	4,908	3,865	(1,043)	5,009	800	-	-	4,168	4,168		
C	Chucks Home and Pool	N Total		2	2	03/15/19	05/01/19	Oct-19	10,068	12,243	4,908	3,865	(1,043)	5,009	800	-	-	4,168	4,168		
C	Chucks Home and Pool			2	2	03/15/19	05/01/19	Oct-19	10,068	12,243	4,908	3,865	(1,043)	5,009	800	-	-	4,168	4,168		
C	Disability Counseling	N	Disability Counseling	22	1	06/14/18	10/25/18	Nov-18	246,159	352,119	233,870	209,778	(24,092)	12,254	4,025	-	-	134,111	134,111		
C	Disability Counseling	N Total		22	1	06/14/18	10/25/18	Nov-18	246,159	352,119	233,870	209,778	(24,092)	12,254	4,025	-	-	134,111	134,111		
C	Disability Counseling			22	1	06/14/18	10/25/18	Nov-18	246,159	352,119	233,870	209,778	(24,092)	12,254	4,025	-	-	134,111	134,111		
C	David Beck LLC	N	David Beck LLC	3	2	08/30/17	03/28/18	Sep-18	27,996	39,239	21,100	33,243	12,143	5,996	-	-	-	-			
C	David Beck LLC	N Total		3	2	08/30/17	03/28/18	Sep-18	27,996	39,239	21,100	33,243	12,143	5,996	-	-	-	-			
C	David Beck LLC			3	2	08/30/17	03/28/18	Sep-18	27,996	39,239	21,100	33,243	12,143	5,996	-	-	-	-			
C	Champagne Holidays	N	Champagne Holidays	15	2	11/14/17	06/28/18	Sep-18	418,942	587,719	264,953	215,994	(48,959)	152,510	7,850	-	-	227,065	227,065		
C	Champagne Holidays	N Total		15	2	11/14/17	06/28/18	Sep-18	418,942	587,719	264,953	215,994	(48,959)	152,510	7,850	-	-	227,065	227,065		
C	Champagne Holidays			15	2	11/14/17	06/28/18	Sep-18	418,942	587,719	264,953	215,994	(48,959)	152,510	7,850	-	-	227,065	227,065		
C	Celestialcare 2	N	Celestialcare 2	18	1	12/14/18	03/29/19	Oct-19	76,215	93,545	45,639	63,230	17,591	2,950	27,590	225	-	-			
C	Celestialcare 3	N Total		18	1	12/14/18	03/29/19	Oct-19	76,215	93,545	45,639	63,230	17,591	2,950	27,590	225	-	-			
C	Celestialcare 3			18	1	12/14/18	03/29/19	Oct-19	76,215	93,545	45,639	63,230	17,591	2,950	27,590	225	-	-			
C	Coastal Granite	N	Coastal Granite	8	4	12/11/17	03/28/19	May-19	89,966	117,653	76,927	88,904	11,976	12,804	1,875	-	-	17,821	17,821		
C	Coastal Granite	N Total		8	4	12/11/17	03/28/19	May-19	89,966	117,653	76,927	88,904	11,976	12,804	1,875	-	-	17,821	17,821		
C	Coastal Granite			8	4	12/11/17	03/28/19	May-19	89,966	117,653	76,927	88,904	11,976	12,804	1,875	-	-	17,821	17,821		
C	Central Meta	N	Central Meta	2	2	08/17/16	03/23/17	Dec-19	400,000	560,000	396,964	244,027	(152,937)	-	-	28,862	-	-	344,835	344,835	
C	Central Metal	N Total		2	2	08/17/16	03/23/17	Dec-19	400,000	560,000	396,964	244,027	(152,937)	-	-	28,862	-	-	344,835	344,835	
C	Central Metal			2	2	08/17/16	03/23/17	Dec-19	400,000	560,000	396,964	244,027	(152,937)	-	-	28,862	-	-	344,835	344,835	

Securities and Exchange Commission, Plaintiff,
v.
Complete Business Solutions Group, Inc. d/b/a Par Funding et. al., Defendants.
CASE NO. 9:20-cv-81205
UNITED STATES DISTRICT COURT
SOUTHERN DISTRICT OF FLORIDA

Category C - Detail of CBSG MCA Suites Activity for the period from 2012 through July 27, 2020

Source: MCA Suites										Total Advances and Repayments per MCA Suites		Cash Advances and Repayments per MCA Suites			Transactional Data per MCA Suites				A/R Balance (Note 10)		
Category (Note 1)	Merchant Grouping (Note 11)	Funded After 01/01/20	Merchant Name (Note 8)	Total # of Deals (Note 2)	Deals with Rollover (Note 3)	First Funding Date (Note 12)	Last Funding Date (Note 12)	Month of Last Payment (Note 13)	Advance Amount (Note 4)	Payback (Note 5)	Net Cash Advanced (Note 6)	Total Cash Repayments (Note 7)	E = D-C	Total Rollover (Note 9)	Total Write-off (Note 8)	Total Fee (Note 8)	Total Collections 06/2020-07/27/2020 (Note 7)	Active A/R	Default A/R	Total A/R	
																					A
C	Cartee Contracting Services	N	Cartee Contracting Services	16	3	05/23/19	08/22/19	Sep-19	65,698	86,743	62,264	48,452	(13,812)	2,814		300		-	35,777	35,777	
C	Cartee Contracting Services	N Total		16	3	05/23/19	08/22/19	Sep-19	65,698	86,743	62,264	48,452	(13,812)	2,814		300		-	35,777	35,777	
C	Cartee Contracting Services Total			16	3	05/23/19	08/22/19	Sep-19	65,698	86,743	62,264	48,452	(13,812)	2,814		300		-	35,777	35,777	
C	Emergency Fire and Water Restoration	N	Emergency Fire and Water Restoration	3	2	08/08/19	11/19/19	Mar-20	275,000	324,500	267,028	304,983	37,955	19,667		150		-		-	
C	Emergency Fire and Water Restoration	N Total		3	2	08/08/19	11/19/19	Mar-20	275,000	324,500	267,028	304,983	37,955	19,667		150		-		-	
C	Emergency Fire and Water Restoration	Y	Emergency Fire and Water Restoration	1	-	01/06/20	01/06/20	Apr-20	75,000	93,000	63,200	93,150	29,950			150		-		-	
C	Emergency Fire and Water Restoration	Y Total		1	-	01/06/20	01/06/20	Apr-20	75,000	93,000	63,200	93,150	29,950			150		-		-	
C	Emergency Fire and Water Restoration Total			4	2	08/08/19	01/06/20	Apr-20	350,000	417,500	330,228	398,133	67,905	19,667		300		-		-	
C	Florida Transportation Specialists	N	Florida Transportation Specialists	12	1	04/26/19	07/05/19	Aug-19	74,426	105,974	73,396	52,360	(21,037)	5,946		6,946		-	54,614	54,614	
C	Florida Transportation Specialists	N Total		12	1	04/26/19	07/05/19	Aug-19	74,426	105,974	73,396	52,360	(21,037)	5,946		6,946		-	54,614	54,614	
C	Florida Transportation Specialists Total			12	1	04/26/19	07/05/19	Aug-19	74,426	105,974	73,396	52,360	(21,037)	5,946		6,946		-	54,614	54,614	
C	Emery Investment Group	N	Emery Investment Group	2	1	04/27/15	04/27/15	May-15	12,438	17,562	9,410	5,686	(3,724)	2,438		300		-	9,738	9,738	
C	Emery Investment Group	N Total		2	1	04/27/15	04/27/15	May-15	12,438	17,562	9,410	5,686	(3,724)	2,438		300		-	9,738	9,738	
C	Emery Investment Group Total			2	1	04/27/15	04/27/15	May-15	12,438	17,562	9,410	5,686	(3,724)	2,438		300		-	9,738	9,738	
C	Filthy Nasty Productions	N	Filthy Nasty Productions	2	1	02/13/19	05/09/19	Oct-19	20,000	28,400	13,678	23,103	9,425	5,822		525		-		-	
C	Filthy Nasty Productions	N Total		2	1	02/13/19	05/09/19	Oct-19	20,000	28,400	13,678	23,103	9,425	5,822		525		-		-	
C	Filthy Nasty Productions Total			2	1	02/13/19	05/09/19	Oct-19	20,000	28,400	13,678	23,103	9,425	5,822		525		-		-	
C	Crn Internationa	N	Crn Internationa	13	10	07/26/13	04/24/15	Jul-15	215,838	290,142	100,702	150,828	50,126	111,837		1,382		-	28,859	28,859	
C	Crn Internationa	N Total		13	10	07/26/13	04/24/15	Jul-15	215,838	290,142	100,702	150,828	50,126	111,837		1,382		-	28,859	28,859	
C	Crn Internationa Total			13	10	07/26/13	04/24/15	Jul-15	215,838	290,142	100,702	150,828	50,126	111,837		1,382		-	28,859	28,859	
C	DB Customz	N	DB Customz	17	3	02/10/17	03/30/18	Apr-20	179,014	258,803	150,803	210,471	59,668	25,167		575		-	23,740	23,740	
C	DB Customz	N Total		17	3	02/10/17	03/30/18	Apr-20	179,014	258,803	150,803	210,471	59,668	25,167		575		-	23,740	23,740	
C	DB Customz Total			17	3	02/10/17	03/30/18	Apr-20	179,014	258,803	150,803	210,471	59,668	25,167		575		-	23,740	23,740	
C	CO Enterprises	N	CO Enterprises	3	2	01/26/18	07/18/18	Jan-19	55,000	77,000	35,785	58,985	23,200	18,015				-		-	
C	CO Enterprises	N Total		3	2	01/26/18	07/18/18	Jan-19	55,000	77,000	35,785	58,985	23,200	18,015				-		-	
C	CO Enterprises Total			3	2	01/26/18	07/18/18	Jan-19	55,000	77,000	35,785	58,985	23,200	18,015				-		-	
C	Don Tuggle Real Estate	N	Don Tuggle Real Estate	3	1	09/27/17	06/27/18	Jan-19	39,000	55,670	29,936	48,806	18,870	6,864				-		-	
C	Don Tuggle Real Estate	N Total		3	1	09/27/17	06/27/18	Jan-19	39,000	55,670	29,936	48,806	18,870	6,864				-		-	
C	Don Tuggle Real Estate Total			3	1	09/27/17	06/27/18	Jan-19	39,000	55,670	29,936	48,806	18,870	6,864				-		-	
C	Countryside Chimney	N	Countryside Chimney	5	4	11/06/15	09/21/16	Jul-17	143,712	200,839	97,856	154,067	56,211	46,772				-		-	
C	Countryside Chimney	N Total		5	4	11/06/15	09/21/16	Jul-17	143,712	200,839	97,856	154,067	56,211	46,772				-		-	
C	Countryside Chimney Total			5	4	11/06/15	09/21/16	Jul-17	143,712	200,839	97,856	154,067	56,211	46,772				-		-	
C	Choice LLC	N	Choice LLC	7	5	09/24/15	06/16/16	Jun-16	64,574	89,918	42,850	46,135	3,285	18,484		12,441		-	37,740	37,740	
C	Choice LLC	N Total		7	5	09/24/15	06/16/16	Jun-16	64,574	89,918	42,850	46,135	3,285	18,484		12,441		-	37,740	37,740	
C	Choice LLC Total			7	5	09/24/15	06/16/16	Jun-16	64,574	89,918	42,850	46,135	3,285	18,484		12,441		-	37,740	37,740	
C	Calvary Floors	N	Calvary Floors	7	3	04/13/17	06/01/18	Jul-20	337,693	467,805	214,567	212,311	(2,256)	4,075	5,556		50		17,047	17,047	
C	Calvary Floors	N Total		7	3	04/13/17	06/01/18	Jul-20	337,693	467,805	214,567	212,311	(2,256)	4,075	5,556		50		17,047	17,047	
C	Calvary Floors Total			7	3	04/13/17	06/01/18	Jul-20	337,693	467,805	214,567	212,311	(2,256)	4,075	5,556		50		17,047	17,047	
C	Cargo Tek	N	Cargo Tek	2	1	08/19/14	11/04/14	May-15	76,192	108,942	67,668	85,469	17,801	6,796		2,100		-	18,777	18,777	
C	Cargo Tek	N Total		2	1	08/19/14	11/04/14	May-15	76,192	108,942	67,668	85,469	17,801	6,796		2,100		-	18,777	18,777	
C	Cargo Tek Total			2	1	08/19/14	11/04/14	May-15	76,192	108,942	67,668	85,469	17,801	6,796		2,100		-	18,777	18,777	
C	City Boy Towing	N	City Boy Towing	8	5	01/07/16	09/12/17	Jun-20	65,999	89,580	52,051	60,634	8,583	12,849		950	50	-	17,047	17,047	
C	City Boy Towing	N Total		8	5	01/07/16	09/12/17	Jun-20	65,999	89,580	52,051	60,634	8,583	12,849		950	50	-	17,047	17,047	
C	City Boy Towing Total			8	5	01/07/16	09/12/17	Jun-20	65,999	89,580	52,051	60,634	8,583	12,849		950	50	-	17,047	17,047	
C	Environmental Group	N	Environmental Group	7	5	05/02/17	04/26/19	Aug-19	59,000	82,600	45,075	66,108	21,033	12,208		525		-	4,809	4,809	

Securities and Exchange Commission, Plaintiff,
v.
Complete Business Solutions Group, Inc. d/b/a Par Funding et. al., Defendants.
CASE NO. 9:20-cv-81205
UNITED STATES DISTRICT COURT
SOUTHERN DISTRICT OF FLORIDA

Category C - Detail of CBSG MCA Suites Activity for the period from 2012 through July 27, 2020

Source: MCA Suites										Total Advances and Repayments per MCA Suites		Cash Advances and Repayments per MCA Suites			Transactional Data per MCA Suites				A/R Balance (Note 10)		
Category (Note 1)	Merchant Grouping (Note 11)	Funded After 01/01/20	Merchant Name (Note 8)	Total # of Deals (Note 2)	Deals with Reioad (Note 3)	First Funding Date (Note 12)	Last Funding Date (Note 12)	Month of Last Payment (Note 13)	Advance Amount (Note 4)	Payback (Note 5)	Net Cash Advanced (Note 6)	Total Cash Repayments (Note 7)	Net Cash Surplus (Deficit)	Total Reioad (Note 9)	Total Write-off (Note 8)	Total Fee (Note 8)	Total Collections 06/2020-07/27/2020 (Note 7)	Active A/R	Default A/R	Total A/R	
																					A
C	Environmental Group	N Total		7	5	05/02/17	04/26/19	Aug-19	59,000	82,600	45,075	66,108	21,033	12,208		525		-	4,809	4,809	
C	Environmental Group Total			7	5	05/02/17	04/26/19	Aug-19	59,000	82,600	45,075	66,108	21,033	12,208		525		-	4,809	4,809	
C	Environmental Packaging Tech	N	Environmental Packaging Tech	10	3	06/06/16	09/12/18	Jan-20	4,129,250	5,673,525	3,322,755	3,200,086	(122,669)	304,430	551,320	11,650		-	1,629,339	1,629,339	
C	Environmental Packaging Tech Total	N Total		10	3	06/06/16	09/12/18	Jan-20	4,129,250	5,673,525	3,322,755	3,200,086	(122,669)	304,430	551,320	11,650		-	1,629,339	1,629,339	
C	Delmarva Fibercom	N	Delmarva Fibercom	4	3	07/08/16	05/10/17	Nov-19	85,515	116,250	54,234	89,263	35,029	29,587		2,600		-		-	
C	Delmarva Fibercom Total	N Total		4	3	07/08/16	05/10/17	Nov-19	85,515	116,250	54,234	89,263	35,029	29,587		2,600		-		-	
C	David R Jordan Pc	N	David R Jordan Pc	2	1	08/27/13	12/19/13	Apr-14	30,058	41,040	26,407	39,126	12,719	1,989		75		-		-	
C	David R Jordan Pc Total	N Total		2	1	08/27/13	12/19/13	Apr-14	30,058	41,040	26,407	39,126	12,719	1,989		75		-		-	
C	Blackwelder Heating	N	Blackwelder Heating	8	6	04/04/13	10/31/14	May-15	321,444	449,543	189,266	280,624	91,358	182,490		23,196		-	9,626	9,626	
C	Blackwelder Heating Total	N Total		8	6	04/04/13	10/31/14	May-15	321,444	449,543	189,266	280,624	91,358	182,490		23,196		-	9,626	9,626	
C	Benancio Southwest Grill	N	Benancio Southwest Grill	2	1	08/10/17	11/03/17	Nov-17	12,805	18,383	9,100	5,615	(3,485)	2,805		475		-	10,438	10,438	
C	Benancio Southwest Grill Total	N Total		2	1	08/10/17	11/03/17	Nov-17	12,805	18,383	9,100	5,615	(3,485)	2,805		475		-	10,438	10,438	
C	Brocato Electric	N	Brocato Electric	2	1	11/15/18	01/29/19	Jun-19	12,000	16,800	8,850	9,618	768	2,800		600		-	4,982	4,982	
C	Brocato Electric Total	N Total		2	1	11/15/18	01/29/19	Jun-19	12,000	16,800	8,850	9,618	768	2,800		600		-	4,982	4,982	
C	Aamco	N	Aamco	2	1	01/12/16	05/05/16	Jan-17	51,285	74,363	34,913	29,383	(5,530)	14,285		825		-	31,520	31,520	
C	Aamco Total	N Total		2	1	01/12/16	05/05/16	Jan-17	51,285	74,363	34,913	29,383	(5,530)	14,285		825		-	31,520	31,520	
C	Big State Supply	N	Big State Supply	3	1	01/15/16	06/23/16	Oct-19	105,250	142,088	82,064	99,021	16,957	20,250		6,850		-	29,666	29,666	
C	Big State Supply Total	N Total		3	1	01/15/16	06/23/16	Oct-19	105,250	142,088	82,064	99,021	16,957	20,250		6,850		-	29,666	29,666	
C	Air Compressor Products	N	Air Compressor Products	27	2	03/08/18	12/26/18	May-19	949,082	1,305,096	558,704	920,814	362,110	290,786		93,497		-		-	
C	Air Compressor Products Total	N Total		27	2	03/08/18	12/26/18	May-19	949,082	1,305,096	558,704	920,814	362,110	290,786		93,497		-		-	
C	Advanced Chiropractic	N	Advanced Chiropractic	4	1	01/31/13	04/15/16	Oct-16	73,220	103,619	70,302	103,748	33,446	1,220		300		1,650		-	
C	Advanced Chiropractic Total	N Total		4	1	01/31/13	04/15/16	Oct-16	73,220	103,619	70,302	103,748	33,446	1,220		300		1,650		-	
C	Asian Food Village	N	Asian Food Village	2	1	02/19/16	05/19/16	Nov-16	24,109	31,342	17,410	26,233	8,823	5,109				-		-	
C	Asian Food Village Total	N Total		2	1	02/19/16	05/19/16	Nov-16	24,109	31,342	17,410	26,233	8,823	5,109				-		-	
C	American Detective Agency	N	American Detective Agency	3	2	05/11/17	10/12/17	Mar-18	29,930	41,901	16,300	29,047	12,747	12,930		75		-		-	
C	American Detective Agency Total	N Total		3	2	05/11/17	10/12/17	Mar-18	29,930	41,901	16,300	29,047	12,747	12,930		75		-		-	
C	ASMD Technical Services	N	ASMD Technical Services	2	1	03/22/19	07/02/19	Nov-19	14,000	19,720	10,927	16,827	5,900	2,893				-		-	
C	ASMD Technical Services Total	N Total		2	1	03/22/19	07/02/19	Nov-19	14,000	19,720	10,927	16,827	5,900	2,893				-		-	
C	Big Daddys Burgers and Bars	N	Big Daddys Burgers and Bars	2	1	10/26/17	01/09/18	Aug-18	111,110	162,896	93,907	150,586	56,679	13,610		1,300		-		-	
C	Big Daddys Burgers and Bars Total	N Total		2	1	10/26/17	01/09/18	Aug-18	111,110	162,896	93,907	150,586	56,679	13,610		1,300		-		-	
C	ASN Lube	N	ASN Lube	3	2	04/01/15	06/19/15	Aug-15	22,011	31,548	11,535	10,881	(654)	10,011		4,251		-	14,906	14,906	
C	ASN Lube Total	N Total		3	2	04/01/15	06/19/15	Aug-15	22,011	31,548	11,535	10,881	(654)	10,011		4,251		-	14,906	14,906	

Securities and Exchange Commission, Plaintiff,
v.
Complete Business Solutions Group, Inc. d/b/a Par Funding et. al., Defendants.
CASE NO. 9:20-cv-81205
UNITED STATES DISTRICT COURT
SOUTHERN DISTRICT OF FLORIDA

Category C - Detail of CBSG MCA Suites Activity for the period from 2012 through July 27, 2020

Source: MCA Suites										Total Advances and Repayments per MCA Suites		Cash Advances and Repayments per MCA Suites			Transactional Data per MCA Suites				A/R Balance (Note 10)		
Category (Note 1)	Merchant Grouping (Note 11)	Funded After 01/01/20	Merchant Name (Note 8)	Total # of Deals (Note 2)	Deals with Reioad (Note 3)	First Funding Date (Note 12)	Last Funding Date (Note 12)	Month of Last Payment (Note 13)	Advance Amount (Note 4)	Payback (Note 5)	Net Cash Advanced (Note 6)	Total Cash Repayments (Note 7)	E = D-C	Total Reioad (Note 9)	Total Write-off (Note 8)	Total Fee (Note 8)	Total Collections 06/2020-07/27/2020 (Note 7)	Active A/R	Default A/R	Total A/R	
																					A
C	Agostino Construction	N	Agostino Construction	29	9	01/10/13	06/11/14	Mar-16	290,000	425,900	278,727	374,300	95,573	(19,735)	1,275	-	72,610	-	72,610	72,610	
C	Agostino Construction	N Total		29	9	01/10/13	06/11/14	Mar-16	290,000	425,900	278,727	374,300	95,573	(19,735)	1,275	-	72,610	-	72,610	72,610	
C	Agostino Construction Total			29	9	01/10/13	06/11/14	Mar-16	290,000	425,900	278,727	374,300	95,573	(19,735)	1,275	-	72,610	-	72,610	72,610	
C	AJs Sports Bar and Grill	N	AJs Sports Bar and Grill	13	2	03/06/19	05/15/19	May-19	63,185	88,505	62,565	40,613	(21,953)	8,275	8,750	-	48,367	-	48,367	48,367	
C	AJs Sports Bar and Grill	N Total		13	2	03/06/19	05/15/19	May-19	63,185	88,505	62,565	40,613	(21,953)	8,275	8,750	-	48,367	-	48,367	48,367	
C	AJs Sports Bar and Grill Total			13	2	03/06/19	05/15/19	May-19	63,185	88,505	62,565	40,613	(21,953)	8,275	8,750	-	48,367	-	48,367	48,367	
C	Blend Integrated Marketing	N	Blend Integrated Marketing	10	5	11/15/18	11/25/19	Jan-20	193,483	240,830	143,920	172,897	28,977	39,675	28,483	225	-	-	-	-	
C	Blend Integrated Marketing	N Total		10	5	11/15/18	11/25/19	Jan-20	193,483	240,830	143,920	172,897	28,977	39,675	28,483	225	-	-	-	-	
C	Blend Integrated Marketing Total			10	5	11/15/18	11/25/19	Jan-20	193,483	240,830	143,920	172,897	28,977	39,675	28,483	225	-	-	-	-	
C	Blend Integrated Marketing	Y	Blend Integrated Marketing	2	-	01/14/20	01/28/20	Apr-20	60,000	71,200	39,535	68,080	28,545	3,120	-	-	-	-	-	-	
C	Blend Integrated Marketing	Y Total		2	-	01/14/20	01/28/20	Apr-20	60,000	71,200	39,535	68,080	28,545	3,120	-	-	-	-	-	-	
C	Blend Integrated Marketing Total			12	5	11/15/18	01/28/20	Apr-20	253,483	312,030	183,455	240,977	57,522	39,675	31,603	225	-	-	-	-	
C	Agape Insurance Services	N	Agape Insurance Services	2	1	09/08/16	11/22/16	Jan-17	22,000	28,000	14,551	21,000	6,449	7,000	-	-	-	-	-	-	
C	Agape Insurance Services	N Total		2	1	09/08/16	11/22/16	Jan-17	22,000	28,000	14,551	21,000	6,449	7,000	-	-	-	-	-	-	
C	Agape Insurance Services Total			2	1	09/08/16	11/22/16	Jan-17	22,000	28,000	14,551	21,000	6,449	7,000	-	-	-	-	-	-	
C	Anytime Pest Eliminator	N	Anytime Pest Elimination	2	1	12/19/18	01/16/19	Mar-19	35,000	47,200	21,708	34,893	13,185	12,307	-	-	-	-	-	-	
C	Anytime Pest Eliminator	N Total		2	1	12/19/18	01/16/19	Mar-19	35,000	47,200	21,708	34,893	13,185	12,307	-	-	-	-	-	-	
C	Anytime Pest Elimination Total			2	1	12/19/18	01/16/19	Mar-19	35,000	47,200	21,708	34,893	13,185	12,307	-	-	-	-	-	-	
C	A to Z Liquors	N	A to Z Liquors	3	1	02/02/18	06/27/18	Sep-18	24,300	33,390	17,350	27,565	10,215	6,300	475	-	-	-	-	-	
C	A to Z Liquors	N Total		3	1	02/02/18	06/27/18	Sep-18	24,300	33,390	17,350	27,565	10,215	6,300	475	-	-	-	-	-	
C	A to Z Liquors Total			3	1	02/02/18	06/27/18	Sep-18	24,300	33,390	17,350	27,565	10,215	6,300	475	-	-	-	-	-	
C	AMD Wireless	N	AMD Wireless	6	2	03/12/19	04/30/19	Apr-19	119,999	139,018	59,283	22,140	(37,143)	58,702	525	-	58,702	-	58,702	58,702	
C	AMD Wireless	N Total		6	2	03/12/19	04/30/19	Apr-19	119,999	139,018	59,283	22,140	(37,143)	58,702	525	-	58,702	-	58,702	58,702	
C	AMD Wireless Total			6	2	03/12/19	04/30/19	Apr-19	119,999	139,018	59,283	22,140	(37,143)	58,702	525	-	58,702	-	58,702	58,702	
C	2X D Joy Management (Goin Postal)	N	2X D Joy Management (Goin Postal)	3	1	11/07/18	02/25/19	May-19	18,000	24,100	13,678	20,312	6,634	3,788	-	-	-	-	-	-	
C	2X D Joy Management (Goin Postal)	N Total		3	1	11/07/18	02/25/19	May-19	18,000	24,100	13,678	20,312	6,634	3,788	-	-	-	-	-	-	
C	2X D Joy Management (Goin Postal) Total			3	1	11/07/18	02/25/19	May-19	18,000	24,100	13,678	20,312	6,634	3,788	-	-	-	-	-	-	
C	A Pool Palace	N	A Pool Palace	2	1	03/15/19	05/17/19	Aug-19	19,500	24,930	15,624	21,054	5,430	3,876	-	-	-	-	-	-	
C	A Pool Palace	N Total		2	1	03/15/19	05/17/19	Aug-19	19,500	24,930	15,624	21,054	5,430	3,876	-	-	-	-	-	-	
C	A Pool Palace Total			2	1	03/15/19	05/17/19	Aug-19	19,500	24,930	15,624	21,054	5,430	3,876	-	-	-	-	-	-	
C	Astoria Animal Society	N	Astoria Animal Society	2	1	09/09/19	11/20/19	Jun-20	25,000	33,900	19,263	29,288	10,025	5,138	525	850	-	-	-	-	
C	Astoria Animal Society	N Total		2	1	09/09/19	11/20/19	Jun-20	25,000	33,900	19,263	29,288	10,025	5,138	525	850	-	-	-	-	
C	Astoria Animal Society Total			2	1	09/09/19	11/20/19	Jun-20	25,000	33,900	19,263	29,288	10,025	5,138	525	850	-	-	-	-	
C	Benford Enterprises	N	Benford Enterprises	3	1	10/08/13	01/29/16	Mar-16	32,300	45,020	24,367	25,148	781	6,440	6,050	-	19,482	-	19,482	19,482	
C	Benford Enterprises	N Total		3	1	10/08/13	01/29/16	Mar-16	32,300	45,020	24,367	25,148	781	6,440	6,050	-	19,482	-	19,482	19,482	
C	Benford Enterprises Total			3	1	10/08/13	01/29/16	Mar-16	32,300	45,020	24,367	25,148	781	6,440	6,050	-	19,482	-	19,482	19,482	
C	AT Imports	N	AT Imports	12	2	10/12/17	01/04/18	Mar-18	1,923,275	2,693,219	1,207,980	1,110,140	(97,840)	709,964	300	-	873,414	-	873,414	873,414	
C	AT Imports	N Total		12	2	10/12/17	01/04/18	Mar-18	1,923,275	2,693,219	1,207,980	1,110,140	(97,840)	709,964	300	-	873,414	-	873,414	873,414	
C	AT Imports Total			12	2	10/12/17	01/04/18	Mar-18	1,923,275	2,693,219	1,207,980	1,110,140	(97,840)	709,964	300	-	873,414	-	873,414	873,414	
C	A and M Mechanical Services	N	A and M Mechanical Services	2	1	09/21/18	01/04/19	Jul-19	70,000	98,000	53,600	83,800	30,200	14,200	-	-	-	-	-	-	
C	A and M Mechanical Services	N Total		2	1	09/21/18	01/04/19	Jul-19	70,000	98,000	53,600	83,800	30,200	14,200	-	-	-	-	-	-	
C	A and M Mechanical Services Total			2	1	09/21/18	01/04/19	Jul-19	70,000	98,000	53,600	83,800	30,200	14,200	-	-	-	-	-	-	
C	Alabama Comfort	N	Alabama Comfort	2	1	09/13/16	01/27/17	Aug-17	157,258	223,306	108,029	114,174	6,145	46,593	1,400	-	63,939	-	63,939	63,939	
C	Alabama Comfort	N Total		2	1	09/13/16	01/27/17	Aug-17	157,258	223,306	108,029	114,174	6,145	46,593	1,400	-	63,939	-	63,939	63,939	
C	Alabama Comfort Total			2	1	09/13/16	01/27/17	Aug-17	157,258	223,306	108,029	114,174	6,145	46,593	1,400	-	63,939	-	63,939	63,939	

Securities and Exchange Commission, Plaintiff,
v.
Complete Business Solutions Group, Inc. d/b/a Par Funding et. al., Defendants.
CASE NO. 9:20-cv-81205
UNITED STATES DISTRICT COURT
SOUTHERN DISTRICT OF FLORIDA

Category C - Detail of CBSG MCA Suites Activity for the period from 2012 through July 27, 2020

Source: MCA Suites										Total Advances and Repayments per MCA Suites		Cash Advances and Repayments per MCA Suites			Transactional Data per MCA Suites				A/R Balance (Note 10)		
Category (Note 1)	Merchant Grouping (Note 11)	Funded After 01/01/20	Merchant Name (Note 8)	Total # of Deals (Note 2)	Deals with Reload (Note 3)	First Funding Date (Note 12)	Last Funding Date (Note 12)	Month of Last Payment (Note 13)	Advance Amount (Note 4)	Payback (Note 5)	Net Cash Advanced (Note 6)	Total Cash Repayments (Note 7)	E = D-C Net Cash Surplus (Deficit)	F Total Reload (Note 9)	G Total Write-off (Note 8)	H Total Fee (Note 8)	I Total Collections 06/2020-07/27/2020 (Note 7)	J Active A/R	K Default A/R	L = J+K Total A/R	
																					A
C	Bill Morelands Shutter Shop	N	Bill Morelands Shutter Shop	1	1	12/24/19	12/24/19	Feb-20	15,000	17,700	14,965	9,440	(5,525)	8,260				-		-	
C	Bill Morelands Shutter Shop	N Total		1	1	12/24/19	12/24/19	Feb-20	15,000	17,700	14,965	9,440	(5,525)	8,260				-		-	
C	Bill Morelands Shutter Shop	Y	Bill Morelands Shutter Shop	1	-	02/21/20	02/21/20	Jun-20	15,000	17,700	6,705	17,700	10,995				1,180	-		-	
C	Bill Morelands Shutter Shop	Y Total		1	-	02/21/20	02/21/20	Jun-20	15,000	17,700	6,705	17,700	10,995				1,180	-		-	
C	Bill Morelands Shutter Shop Total			2	1	12/24/19	02/21/20	Jun-20	30,000	35,400	21,670	27,140	5,470	8,260			1,180	-		-	
C	Acme Holding	N	Acme Holding	14	9	11/19/15	07/06/17	Mar-20	1,198,465	1,723,576	648,681	911,268	262,586	272,936	265,655	8,095		-	281,812	281,812	
C	Acme Holding	N Total		14	9	11/19/15	07/06/17	Mar-20	1,198,465	1,723,576	648,681	911,268	262,586	272,936	265,655	8,095		-	281,812	281,812	
C	Acme Holding Total			14	9	11/19/15	07/06/17	Mar-20	1,198,465	1,723,576	648,681	911,268	262,586	272,936	265,655	8,095		-	281,812	281,812	
C	AAA Seafoods	N	AAA Seafoods	2	-	05/22/19	06/17/19	Dec-19	38,225	48,715	28,270	10,620	(17,650)				250	-	38,345	38,345	
C	AAA Seafoods	N Total		2	-	05/22/19	06/17/19	Dec-19	38,225	48,715	28,270	10,620	(17,650)				250	-	38,345	38,345	
C	AAA Seafoods Total			2	-	05/22/19	06/17/19	Dec-19	38,225	48,715	28,270	10,620	(17,650)				250	-	38,345	38,345	
C	Atlas Building Systems	N	Atlas Building Systems	4	2	04/02/19	12/03/19	Feb-20	420,000	497,600	417,935	458,267	40,332	39,333				-		-	
C	Atlas Building Systems	N Total		4	2	04/02/19	12/03/19	Feb-20	420,000	497,600	417,935	458,267	40,332	39,333				-		-	
C	Atlas Building Systems	Y	Atlas Building Systems	2	-	01/29/20	02/26/20	Jul-20	220,000	259,600	180,667	259,600	78,933				94,600	-		-	
C	Atlas Building Systems	Y Total		2	-	01/29/20	02/26/20	Jul-20	220,000	259,600	180,667	259,600	78,933				94,600	-		-	
C	Atlas Building Systems Total			6	2	04/02/19	02/26/20	Jul-20	640,000	757,200	598,602	717,867	119,265	39,333			94,600	-		-	
C	Blankie Tails	N	Blankie Tails	2	1	11/23/18	03/29/19	May-19	254,060	326,829	179,324	255,517	76,193	72,137		825		-		-	
C	Blankie Tails	N Total		2	1	11/23/18	03/29/19	May-19	254,060	326,829	179,324	255,517	76,193	72,137		825		-		-	
C	Blankie Tails Total			2	1	11/23/18	03/29/19	May-19	254,060	326,829	179,324	255,517	76,193	72,137		825		-		-	
C	A&E Transmission & Auto Repair	N	A&E Transmission & Auto Repair	7	1	12/03/18	02/28/19	Jul-19	26,314	31,103	15,173	20,222	5,049	11,106	0	225		-		-	
C	A&E Transmission & Auto Repair	N Total		7	1	12/03/18	02/28/19	Jul-19	26,314	31,103	15,173	20,222	5,049	11,106	0	225		-		-	
C	A&E Transmission & Auto Repair Total			7	1	12/03/18	02/28/19	Jul-19	26,314	31,103	15,173	20,222	5,049	11,106	0	225		-		-	
C	Blood Traditions	N	Blood Traditions	9	4	05/22/18	06/14/19	Jun-20	67,252	89,011	45,722	64,101	18,379	13,506	7,674	4,500		-	8,230	8,230	
C	Blood Traditions	N Total		9	4	05/22/18	06/14/19	Jun-20	67,252	89,011	45,722	64,101	18,379	13,506	7,674	4,500		-	8,230	8,230	
C	Blood Traditions Total			9	4	05/22/18	06/14/19	Jun-20	67,252	89,011	45,722	64,101	18,379	13,506	7,674	4,500		-	8,230	8,230	
C	2026 Studio	N	2026 Studio	3	1	04/08/19	07/31/19	Sep-19	26,000	31,520	23,911	29,611	5,700	1,984		75		-		-	
C	2026 Studio	N Total		3	1	04/08/19	07/31/19	Sep-19	26,000	31,520	23,911	29,611	5,700	1,984		75		-		-	
C	2026 Studio Total			3	1	04/08/19	07/31/19	Sep-19	26,000	31,520	23,911	29,611	5,700	1,984		75		-		-	
C	Bravada Company	N	Bravada Company	7	2	07/24/19	08/28/19	Mar-20	46,563	61,210	46,378	62,110	15,732			900		-		-	
C	Bravada Company	N Total		7	2	07/24/19	08/28/19	Mar-20	46,563	61,210	46,378	62,110	15,732			900		-		-	
C	Bravada Company Total			7	2	07/24/19	08/28/19	Mar-20	46,563	61,210	46,378	62,110	15,732			900		-		-	
C	Auto Choice Express	N	Auto Choice Express	3	1	10/31/17	06/03/19	Oct-19	32,500	45,500	28,300	42,000	13,700	3,500				-		-	
C	Auto Choice Express	N Total		3	1	10/31/17	06/03/19	Oct-19	32,500	45,500	28,300	42,000	13,700	3,500				-		-	
C	Auto Choice Express Total			3	1	10/31/17	06/03/19	Oct-19	32,500	45,500	28,300	42,000	13,700	3,500				-		-	
C	Brixx Wood Fired Pizza	N	Brixx Wood Fired Pizza	7	4	07/10/14	10/02/15	Nov-15	97,350	137,475	54,313	78,154	23,841	39,458	3,547			-	23,409	23,409	
C	Brixx Wood Fired Pizza	N Total		7	4	07/10/14	10/02/15	Nov-15	97,350	137,475	54,313	78,154	23,841	39,458	3,547			-	23,409	23,409	
C	Brixx Wood Fired Pizza Total			7	4	07/10/14	10/02/15	Nov-15	97,350	137,475	54,313	78,154	23,841	39,458	3,547			-	23,409	23,409	
C	Auto Enterprise Co	N	Auto Enterprise Co	2	1	08/15/17	10/25/17	Feb-18	212,900	302,818	166,664	142,331	(24,333)			750		-	118,337	118,337	
C	Auto Enterprise Co	N Total		2	1	08/15/17	10/25/17	Feb-18	212,900	302,818	166,664	142,331	(24,333)			750		-	118,337	118,337	
C	Auto Enterprise Co Total			2	1	08/15/17	10/25/17	Feb-18	212,900	302,818	166,664	142,331	(24,333)			750		-	118,337	118,337	
C	Bubbas Truck and Equipment	Y	Bubbas Truck and Equipment	2	1	02/28/20	05/13/20	Jun-20	24,000	33,500	17,176	27,476	10,300	6,024			17,094	-		-	
C	Bubbas Truck and Equipment	Y Total		2	1	02/28/20	05/13/20	Jun-20	24,000	33,500	17,176	27,476	10,300	6,024			17,094	-		-	
C	Bubbas Truck and Equipment Total			2	1	02/28/20	05/13/20	Jun-20	24,000	33,500	17,176	27,476	10,300	6,024			17,094	-		-	
C	Active Care	N	Active Care	13	4	11/06/14	04/17/17	Mar-20	4,799,001	6,578,351	3,983,303	4,433,825	450,522	794,000	27,625	410,845		-	1,733,746	1,733,746	
C	Active Care	N Total		13	4	11/06/14	04/17/17	Mar-20	4,799,001	6,578,351	3,983,303	4,433,825	450,522	794,000	27,625	410,845		-	1,733,746	1,733,746	
C	Active Care Total			13	4	11/06/14	04/17/17	Mar-20	4,799,001	6,578,351	3,983,303	4,433,825	450,522	794,000	27,625	410,845		-	1,733,746	1,733,746	
C	Bumpin City Records	N	Bumpin City Records	2	1	07/05/17	09/21/17	Dec-17	18,414	26,100	12,300	20,686	8,386	5,414				-		-	
C	Bumpin City Records	N Total		2	1	07/05/17	09/21/17	Dec-17	18,414	26,100	12,300	20,686	8,386	5,414				-		-	
C	Bumpin City Records Total			2	1	07/05/17	09/21/17	Dec-17	18,414	26,100	12,300	20,686	8,386	5,414				-		-	
C	Auto Glam Detail	N	Auto Glam Detail	12	1	08/13/18	10/15/18	Nov-18	24,200	32,340	22,749	14,255	(8,494)	1,416		3,763		-	20,431	20,431	
C	Auto Glam Detail	N Total		12	1	08/13/18	10/15/18	Nov-18	24,200	32,340	22,749	14,255	(8,494)	1,416		3,763		-	20,431	20,431	

Securities and Exchange Commission, Plaintiff,
v.
Complete Business Solutions Group, Inc. d/b/a Par Funding et. al., Defendants.
CASE NO. 9:20-cv-81205
UNITED STATES DISTRICT COURT
SOUTHERN DISTRICT OF FLORIDA

Category C - Detail of CBSG MCA Suites Activity for the period from 2012 through July 27, 2020

Source: MCA Suites													Total Advances and Repayments per MCA Suites			Cash Advances and Repayments per MCA Suites			Transactional Data per MCA Suites				A/R Balance (Note 10)		
Category (Note 1)	Merchant Grouping (Note 11)	Funded After 01/01/20	Merchant Name (Note 8)	Total # of Deals (Note 2)	Deals with Reload (Note 3)	First Funding Date (Note 12)	Last Funding Date (Note 12)	Month of Last Payment (Note 13)	A	B	C	D	E = D-C	F	G	H	I	J	K	L = J+K					
									Advance Amount (Note 4)	Payback (Note 5)	Net Cash Advanced (Note 6)	Total Cash Repayments (Note 7)	Net Cash Surplus (Deficit)	Total Reload (Note 9)	Total Write-off (Note 8)	Total Fee (Note 8)	Total Collections 06/2020-07/27/2020 (Note 7)	Active A/R	Default A/R	Total A/R					
C	Auto Glam Detail			12	1	08/13/18	10/15/18	Nov-18	24,200	32,340	22,749	14,255	(8,494)	1,416		3,763		-	20,431	20,431					
C	Acajete Frf Consulting	N	Acajete Frf Consulting	3	2	07/03/19	10/29/19	Feb-20	47,000	58,280	25,592	42,160	16,568	16,270		150		-	-	-					
C	Acajete Frf Consulting	N Total		3	2	07/03/19	10/29/19	Feb-20	47,000	58,280	25,592	42,160	16,568	16,270		150		-	-	-					
C	Acajete Frf Consulting			3	2	07/03/19	10/29/19	Feb-20	47,000	58,280	25,592	42,160	16,568	16,270		150		-	-	-					
C	Auto Work Solutions	N	Auto Work Solutions	3	1	03/29/16	10/31/16	Jul-17	40,000	54,500	32,597	48,620	16,023	5,955		75		-	-	-					
C	Auto Work Solutions	N Total		3	1	03/29/16	10/31/16	Jul-17	40,000	54,500	32,597	48,620	16,023	5,955		75		-	-	-					
C	Auto Work Solutions			3	1	03/29/16	10/31/16	Jul-17	40,000	54,500	32,597	48,620	16,023	5,955		75		-	-	-					
C	Buzy Bea Cleaning	N	Buzy Bea Cleaning	14	1	04/17/19	07/25/19	Dec-19	61,251	83,892	58,390	81,865	23,476	2,027				-	-	-					
C	Buzy Bea Cleaning	N Total		14	1	04/17/19	07/25/19	Dec-19	61,251	83,892	58,390	81,865	23,476	2,027				-	-	-					
C	Buzy Bea Cleaning			14	1	04/17/19	07/25/19	Dec-19	61,251	83,892	58,390	81,865	23,476	2,027				-	-	-					
C	Anne G Szpindor	N	Anne G Szpindor	2	1	09/09/19	12/17/19	Mar-20	40,000	54,000	31,870	46,994	15,124	7,231		225		-	-	-					
C	Anne G Szpindor	N Total		2	1	09/09/19	12/17/19	Mar-20	40,000	54,000	31,870	46,994	15,124	7,231		225		-	-	-					
C	Anne G Szpindor			2	1	09/09/19	12/17/19	Mar-20	40,000	54,000	31,870	46,994	15,124	7,231		225		-	-	-					
C	Angelo L Rosa	N	Angelo L Rosa	1	1	11/04/19	11/04/19	Jan-20	20,000	27,800	19,400	11,626	(7,774)	16,174				-	-	-					
C	Angelo L Rosa	N Total		1	1	11/04/19	11/04/19	Jan-20	20,000	27,800	19,400	11,626	(7,774)	16,174				-	-	-					
C	Angelo L Rosa	Y	Angelo L Rosa	1	-	01/14/20	01/14/20	May-20	30,000	41,100	13,791	40,381	26,590		719			-	-	-					
C	Angelo L Rosa	Y Total		1	-	01/14/20	01/14/20	May-20	30,000	41,100	13,791	40,381	26,590		719			-	-	-					
C	Angelo L Rosa			2	1	11/04/19	01/14/20	May-20	50,000	68,900	33,191	52,006	18,816	16,174	719			-	-	-					
C	Autosmart Car Keys Pros	N	Autosmart Car Keys Pros	6	1	07/05/17	07/24/19	Dec-19	41,000	56,350	38,620	55,220	16,600	2,030		900		-	-	-					
C	Autosmart Car Keys Pros	N Total		6	1	07/05/17	07/24/19	Dec-19	41,000	56,350	38,620	55,220	16,600	2,030		900		-	-	-					
C	Autosmart Car Keys Pros	Y	Autosmart Car Keys Pros	1	-	01/08/20	01/08/20	Mar-20	7,000	9,800	7,000	2,942	(4,058)		600			7,458	7,458						
C	Autosmart Car Keys Pros	Y Total		1	-	01/08/20	01/08/20	Mar-20	7,000	9,800	7,000	2,942	(4,058)		600			7,458	7,458						
C	Autosmart Car Keys Pros			7	1	07/05/17	01/08/20	Mar-20	48,000	66,150	45,620	58,162	12,542	2,030		1,500		-	7,458	7,458					
C	Ads Hancock	N	Ads Hancock	2	1	06/26/15	10/07/15	Dec-15	62,953	90,633	47,664	41,916	(5,748)	13,294		5,375		-	40,798	40,798					
C	Ads Hancock	N Total		2	1	06/26/15	10/07/15	Dec-15	62,953	90,633	47,664	41,916	(5,748)	13,294		5,375		-	40,798	40,798					
C	Ads Hancock			2	1	06/26/15	10/07/15	Dec-15	62,953	90,633	47,664	41,916	(5,748)	13,294		5,375		-	40,798	40,798					
C	Aventography Enterprises	N	Aventography Enterprises	19	3	02/26/19	07/30/19	Nov-19	90,533	117,696	70,196	92,628	22,432	19,603	5,865	400		-	-	-					
C	Aventography Enterprises	N Total		19	3	02/26/19	07/30/19	Nov-19	90,533	117,696	70,196	92,628	22,432	19,603	5,865	400		-	-	-					
C	Aventography Enterprises			19	3	02/26/19	07/30/19	Nov-19	90,533	117,696	70,196	92,628	22,432	19,603	5,865	400		-	-	-					
C	Big Jims Trucking	N	Big Jims Trucking	3	2	12/19/17	07/11/18	Nov-18	21,737	30,432	14,201	13,663	(538)	6,986		5,918		-	15,701	15,701					
C	Big Jims Trucking	N Total		3	2	12/19/17	07/11/18	Nov-18	21,737	30,432	14,201	13,663	(538)	6,986		5,918		-	15,701	15,701					
C	Big Jims Trucking			3	2	12/19/17	07/11/18	Nov-18	21,737	30,432	14,201	13,663	(538)	6,986		5,918		-	15,701	15,701					
C	Algonquin Auto Clinic and Tire	N	Algonquin Auto Clinic and Tire	10	2	07/30/18	10/30/19	Apr-20	88,610	119,299	79,654	112,886	33,233	7,538		1,125		-	-	-					
C	Algonquin Auto Clinic and Tire	N Total		10	2	07/30/18	10/30/19	Apr-20	88,610	119,299	79,654	112,886	33,233	7,538		1,125		-	-	-					
C	Algonquin Auto Clinic and Tire	Y	Algonquin Auto Clinic and Tire	1	-	02/28/20	02/28/20	Jul-20	8,500	11,305	8,160	11,380	3,220		75	4,468		-	-						
C	Algonquin Auto Clinic and Tire	Y Total		1	-	02/28/20	02/28/20	Jul-20	8,500	11,305	8,160	11,380	3,220		75	4,468		-	-						
C	Algonquin Auto Clinic and Tire			11	2	07/30/18	02/28/20	Jul-20	97,110	130,604	87,814	124,266	36,453	7,538		1,200	4,468	-	-						
C	Big Sky Logistics	N	Big Sky Logistics	6	1	01/23/19	03/29/19	Mar-19	35,474	42,849	17,443	9,377	(8,066)	17,036		600		-	17,036	17,036					
C	Big Sky Logistics	N Total		6	1	01/23/19	03/29/19	Mar-19	35,474	42,849	17,443	9,377	(8,066)	17,036		600		-	17,036	17,036					
C	Big Sky Logistics			6	1	01/23/19	03/29/19	Mar-19	35,474	42,849	17,443	9,377	(8,066)	17,036		600		-	17,036	17,036					
C	Awakening Avatar Enterprises	N	Awakening Avatar Enterprises	2	1	09/27/16	01/25/17	Jun-17	191,414	259,639	118,433	102,722	(15,711)	65,498		800		-	92,219	92,219					
C	Awakening Avatar Enterprises	N Total		2	1	09/27/16	01/25/17	Jun-17	191,414	259,639	118,433	102,722	(15,711)	65,498		800		-	92,219	92,219					
C	Awakening Avatar Enterprises			2	1	09/27/16	01/25/17	Jun-17	191,414	259,639	118,433	102,722	(15,711)	65,498		800		-	92,219	92,219					
C	Bike One	N	Bike One	4	3	05/17/17	07/10/18	Oct-18	80,000	109,800	53,388	69,049	15,661	25,813		2,237		-	17,175	17,175					
C	Bike One	N Total		4	3	05/17/17	07/10/18	Oct-18	80,000	109,800	53,388	69,049	15,661	25,813		2,237		-	17,175	17,175					
C	Bike One			4	3	05/17/17	07/10/18	Oct-18	80,000	109,800	53,388	69,049	15,661	25,813		2,237		-	17,175	17,175					
C	Axon Media Group	N	Axon Media Group	6	1	04/01/19	06/04/19	Jun-19	17,729	24,821	12,767	6,365	(6,402)	4,813		300		-	13,943	13,943					
C	Axon Media Group	N Total		6	1	04/01/19	06/04/19	Jun-19	17,729	24,821	12,767	6,365	(6,402)	4,813		300		-	13,943	13,943					
C	Axon Media Group			6	1	04/01/19	06/04/19	Jun-19	17,729	24,821	12,767	6,365	(6,402)	4,813		300		-	13,943	13,943					
C	All Sport NJ	N	All Sport NJ	1	-	02/04/16	02/04/16	Oct-16	12,000	16,800	11,601	17,395	5,794					-	-						
C	All Sport NJ	N Total		1	-	02/04/16	02/04/16	Oct-16	12,000	16,800	11,601	17,395	5,794					-	-						
C	All Sport NJ			1	-	02/04/16	02/04/16	Oct-16	12,000	16,800	11,601	17,395	5,794					-	-						
C	Aya Autocare	N	Aya Autocare	13	9	04/09/15	12/15/17	Mar-19	131,637	163,362	70,799	94,846	24,047	60,339		900		-	9,078	9,078					
C	Aya Autocare	N Total		13	9	04/09/15	12/15/17	Mar-19	131,637	163,362	70,799	94,846	24,047	60,339		900		-	9,078	9,078					

Securities and Exchange Commission, Plaintiff,
v.
Complete Business Solutions Group, Inc. d/b/a Par Funding et. al., Defendants.
CASE NO. 9:20-cv-81205
UNITED STATES DISTRICT COURT
SOUTHERN DISTRICT OF FLORIDA

Category C - Detail of CBSG MCA Suites Activity for the period from 2012 through July 27, 2020

Source: MCA Suites										Total Advances and Repayments per MCA Suites		Cash Advances and Repayments per MCA Suites			Transactional Data per MCA Suites				A/R Balance (Note 10)		
Category (Note 1)	Merchant Grouping (Note 11)	Funded After 01/01/20	Merchant Name (Note 8)	Total # of Deals (Note 2)	Deals with Reioad (Note 3)	First Funding Date (Note 12)	Last Funding Date (Note 12)	Month of Last Payment (Note 13)	Advance Amount (Note 4)	Payback (Note 5)	Net Cash Advanced (Note 6)	Total Cash Repayments (Note 7)	Net Cash Surplus (Deficit)	Total Reload (Note 9)	Total Write-off (Note 8)	Total Fee (Note 8)	Total Collections 06/2020-07/27/2020 (Note 7)	Active A/R	Default A/R	Total A/R	
																					A
C	Aya Autocare Total			13	9	04/09/15	12/15/17	Mar-19	131,637	163,362	70,799	94,846	24,047	60,339		900		-	9,078	9,078	
C	Biryani Pot Indian Cuisine	N	Biryani Pot Indian Cuisine	3	2	07/03/17	01/09/18	Jul-18	75,811	106,136	45,601	80,050	34,449	28,311		2,225		-		-	
C	Biryani Pot Indian Cuisine	N Total		3	2	07/03/17	01/09/18	Jul-18	75,811	106,136	45,601	80,050	34,449	28,311		2,225		-		-	
C	Biryani Pot Indian Cuisine Total			3	2	07/03/17	01/09/18	Jul-18	75,811	106,136	45,601	80,050	34,449	28,311		2,225		-		-	
C	All 4 Construction Central	N	All 4 Construction Central	2	1	10/31/18	01/18/19	Oct-19	37,000	52,310	22,222	40,357	18,135	13,978		2,025		-		-	
C	All 4 Construction Central	N Total		2	1	10/31/18	01/18/19	Oct-19	37,000	52,310	22,222	40,357	18,135	13,978		2,025		-		-	
C	All 4 Construction Central Total			2	1	10/31/18	01/18/19	Oct-19	37,000	52,310	22,222	40,357	18,135	13,978		2,025		-		-	
C	Black Bean Software	N	Black Bean Software	3	2	11/29/16	07/07/17	Jan-18	44,421	62,089	29,001	47,668	18,667	14,421				-		-	
C	Black Bean Software	N Total		3	2	11/29/16	07/07/17	Jan-18	44,421	62,089	29,001	47,668	18,667	14,421				-		-	
C	Black Bean Software Total			3	2	11/29/16	07/07/17	Jan-18	44,421	62,089	29,001	47,668	18,667	14,421				-		-	
C	ABC Demolition	N	ABC Demolition	3	1	02/27/19	09/19/19	Oct-19	210,000	256,650	172,730	135,130	(37,600)	37,200		225		-	84,545	84,545	
C	ABC Demolition	N Total		3	1	02/27/19	09/19/19	Oct-19	210,000	256,650	172,730	135,130	(37,600)	37,200		225		-	84,545	84,545	
C	ABC Demolition Total			3	1	02/27/19	09/19/19	Oct-19	210,000	256,650	172,730	135,130	(37,600)	37,200		225		-	84,545	84,545	
C	Blair Safety Services	N	Blair Safety Services	2	2	07/02/19	10/22/19	Jan-20	25,000	32,250	19,860	17,885	(1,975)	14,365				-		-	
C	Blair Safety Services	N Total		2	2	07/02/19	10/22/19	Jan-20	25,000	32,250	19,860	17,885	(1,975)	14,365				-		-	
C	Blair Safety Services Y		Blair Safety Services	1	-	01/21/20	01/21/20	May-20	15,000	19,050	5,475	19,050	13,575				-		-		
C	Blair Safety Services Y	N Total		1	-	01/21/20	01/21/20	May-20	15,000	19,050	5,475	19,050	13,575				-		-		
C	Blair Safety Services Total			3	2	07/02/19	01/21/20	May-20	40,000	51,300	25,335	36,935	11,600	14,365				-		-	
C	Allentown Sewing Machine	N	Allentown Sewing Machine	2	1	07/17/15	07/17/15	Dec-15	28,909	41,472	21,701	35,063	13,362	6,409				-		-	
C	Allentown Sewing Machine	N Total		2	1	07/17/15	07/17/15	Dec-15	28,909	41,472	21,701	35,063	13,362	6,409				-		-	
C	Allentown Sewing Machine Total			2	1	07/17/15	07/17/15	Dec-15	28,909	41,472	21,701	35,063	13,362	6,409				-		-	
C	BLB Transport	N	BLB Transport	4	2	04/07/15	10/27/15	Jan-16	53,189	74,464	38,652	61,275	22,623	13,189				-		-	
C	BLB Transport	N Total		4	2	04/07/15	10/27/15	Jan-16	53,189	74,464	38,652	61,275	22,623	13,189				-		-	
C	BLB Transport Total			4	2	04/07/15	10/27/15	Jan-16	53,189	74,464	38,652	61,275	22,623	13,189				-		-	
C	A and V Transportator	N	A and V Transportator	4	2	11/12/15	08/30/17	Jan-18	143,576	205,207	121,365	186,630	65,265	18,576				-		-	
C	A and V Transportator	N Total		4	2	11/12/15	08/30/17	Jan-18	143,576	205,207	121,365	186,630	65,265	18,576				-		-	
C	A and V Transportator Total			4	2	11/12/15	08/30/17	Jan-18	143,576	205,207	121,365	186,630	65,265	18,576				-		-	
C	Bliss Salon	N	Bliss Salon	6	5	01/19/17	10/15/18	Jun-19	83,160	116,126	46,449	79,739	33,290	38,912		2,525		-		-	
C	Bliss Salon	N Total		6	5	01/19/17	10/15/18	Jun-19	83,160	116,126	46,449	79,739	33,290	38,912		2,525		-		-	
C	Bliss Salon Total			6	5	01/19/17	10/15/18	Jun-19	83,160	116,126	46,449	79,739	33,290	38,912		2,525		-		-	
C	ABW Concrete Cutting Company	N	ABW Concrete Cutting Company	2	1	03/21/19	05/24/19	Sep-19	60,000	76,400	48,479	65,514	17,035	11,486		600		-		-	
C	ABW Concrete Cutting Company	N Total		2	1	03/21/19	05/24/19	Sep-19	60,000	76,400	48,479	65,514	17,035	11,486		600		-		-	
C	ABW Concrete Cutting Company Total			2	1	03/21/19	05/24/19	Sep-19	60,000	76,400	48,479	65,514	17,035	11,486		600		-		-	
C	AR Realty Group	N	AR Realty Group	3	2	07/11/14	11/13/14	Jul-15	155,534	221,086	87,985	77,707	(10,278)	65,386		9,600		-	87,593	87,593	
C	AR Realty Group	N Total		3	2	07/11/14	11/13/14	Jul-15	155,534	221,086	87,985	77,707	(10,278)	65,386		9,600		-	87,593	87,593	
C	AR Realty Group Total			3	2	07/11/14	11/13/14	Jul-15	155,534	221,086	87,985	77,707	(10,278)	65,386		9,600		-	87,593	87,593	
C	AS Insurance	N	AS Insurance	2	1	10/10/18	01/24/19	Apr-19	30,000	42,600	27,000	30,030	3,030	2,700		300		-	10,170	10,170	
C	AS Insurance	N Total		2	1	10/10/18	01/24/19	Apr-19	30,000	42,600	27,000	30,030	3,030	2,700		300		-	10,170	10,170	
C	AS Insurance Total			2	1	10/10/18	01/24/19	Apr-19	30,000	42,600	27,000	30,030	3,030	2,700		300		-	10,170	10,170	
C	ASC II LLC (Action Specialty Carts)	N	ASC II LLC (Action Specialty Carts)	14	2	04/22/19	07/15/19	Jan-20	175,335	242,269	172,800	137,765	(35,035)	-		800		-	105,304	105,304	
C	ASC II LLC (Action Specialty Carts)	N Total		14	2	04/22/19	07/15/19	Jan-20	175,335	242,269	172,800	137,765	(35,035)	-		800		-	105,304	105,304	
C	ASC II LLC (Action Specialty Carts) Total			14	2	04/22/19	07/15/19	Jan-20	175,335	242,269	172,800	137,765	(35,035)	-		800		-	105,304	105,304	
C	Ains Holding Company	N	Ains Holding Company	2	1	05/24/18	06/25/18	Nov-18	1,216,000	1,456,000	591,005	827,345	236,340	616,000		1,595		-	14,250	14,250	
C	Ains Holding Company	N Total		2	1	05/24/18	06/25/18	Nov-18	1,216,000	1,456,000	591,005	827,345	236,340	616,000		1,595		-	14,250	14,250	
C	Ains Holding Company Total			2	1	05/24/18	06/25/18	Nov-18	1,216,000	1,456,000	591,005	827,345	236,340	616,000		1,595		-	14,250	14,250	
C	Bonehead Tackle	N	Bonehead Tackle	3	1	12/01/16	04/10/17	Aug-17	58,073	82,552	46,001	73,179	27,178	10,573		1,200		-		-	

Securities and Exchange Commission, Plaintiff,
v.
Complete Business Solutions Group, Inc. d/b/a Par Funding et. al., Defendants.
CASE NO. 9:20-cv-81205
UNITED STATES DISTRICT COURT
SOUTHERN DISTRICT OF FLORIDA

Category C - Detail of CBSG MCA Suites Activity for the period from 2012 through July 27, 2020

Source: MCA Suites										Total Advances and Repayments per MCA Suites		Cash Advances and Repayments per MCA Suites			Transactional Data per MCA Suites				A/R Balance (Note 10)		
Category (Note 1)	Merchant Grouping (Note 11)	Funded After 01/01/20	Merchant Name (Note 8)	Total # of Deals (Note 2)	Deals with Reload (Note 3)	First Funding Date (Note 12)	Last Funding Date (Note 12)	Month of Last Payment (Note 13)	Advance Amount (Note 4)	Payback (Note 5)	Net Cash Advanced (Note 6)	Total Cash Repayments (Note 7)	E = D-C	Total Reload (Note 9)	Total Write-off (Note 8)	Total Fee (Note 8)	Total Collections 06/2020-07/27/2020 (Note 7)	Active A/R	Default A/R	Total A/R	
																					A
C	Bonehead Tackle	N Total		3	1	12/01/16	04/10/17	Aug-17	58,073	82,552	46,001	73,179	27,178	10,573		1,200		-	-	-	
C	Bonehead Tackle			3	1	12/01/16	04/10/17	Aug-17	58,073	82,552	46,001	73,179	27,178	10,573		1,200		-	-	-	
C	Bothern Contracting	N	Bothern Contracting	2	1	09/04/14	11/07/14	Mar-15	69,000	97,341	52,689	48,185	(4,504)	14,000		5,525		-	40,681	40,681	
C	Bothern Contracting	N Total		2	1	09/04/14	11/07/14	Mar-15	69,000	97,341	52,689	48,185	(4,504)	14,000		5,525		-	40,681	40,681	
C	Bothern Contracting			2	1	09/04/14	11/07/14	Mar-15	69,000	97,341	52,689	48,185	(4,504)	14,000		5,525		-	40,681	40,681	
C	Alliance Hanc	N	Alliance Hanc	4	2	07/26/17	12/28/17	Jul-18	262,009	366,813	191,265	300,479	109,214	67,009		675		-	-	-	
C	Alliance Hand	N Total		4	2	07/26/17	12/28/17	Jul-18	262,009	366,813	191,265	300,479	109,214	67,009		675		-	-	-	
C	Alliance Hand			4	2	07/26/17	12/28/17	Jul-18	262,009	366,813	191,265	300,479	109,214	67,009		675		-	-	-	
C	B&B Energy	N	B&B Energy	3	2	03/12/13	06/28/13	Aug-13	278,146	383,552	169,101	132,186	(36,915)	108,146		2,072		-	145,292	145,292	
C	B&B Energy	N Total		3	2	03/12/13	06/28/13	Aug-13	278,146	383,552	169,101	132,186	(36,915)	108,146		2,072		-	145,292	145,292	
C	B&B Energy			3	2	03/12/13	06/28/13	Aug-13	278,146	383,552	169,101	132,186	(36,915)	108,146		2,072		-	145,292	145,292	
C	7 Sins	N	7 Sins	4	1	12/28/17	12/11/18	Mar-20	255,214	345,122	142,913	174,035	31,122	64,788	46,518	4,550		-	64,331	64,331	
C	7 Sins	N Total		4	1	12/28/17	12/11/18	Mar-20	255,214	345,122	142,913	174,035	31,122	64,788	46,518	4,550		-	64,331	64,331	
C	7 Sins			4	1	12/28/17	12/11/18	Mar-20	255,214	345,122	142,913	174,035	31,122	64,788	46,518	4,550		-	64,331	64,331	
C	All Aspects Home Improvements	N	All Aspects Home Improvements	4	1	02/12/19	07/17/19	Apr-20	100,000	127,600	65,955	62,064	(3,891)	8,925	24,450	300		-	32,461	32,461	
C	All Aspects Home Improvements	N Total		4	1	02/12/19	07/17/19	Apr-20	100,000	127,600	65,955	62,064	(3,891)	8,925	24,450	300		-	32,461	32,461	
C	All Aspects Home Improvements			4	1	02/12/19	07/17/19	Apr-20	100,000	127,600	65,955	62,064	(3,891)	8,925	24,450	300		-	32,461	32,461	
C	Alpa Produce	N	Alpa Produce	2	1	08/10/18	09/10/18	Jun-19	28,270	40,546	13,425	18,056	4,631	14,295		300		-	8,495	8,495	
C	Alpa Produce	N Total		2	1	08/10/18	09/10/18	Jun-19	28,270	40,546	13,425	18,056	4,631	14,295		300		-	8,495	8,495	
C	Alpa Produce			2	1	08/10/18	09/10/18	Jun-19	28,270	40,546	13,425	18,056	4,631	14,295		300		-	8,495	8,495	
C	Bairton Lynch	N	Bairton Lynch	4	1	02/10/15	08/05/15	Aug-16	324,545	457,854	281,500	304,628	23,128	38,182		10,363		-	125,407	125,407	
C	Bairton Lynch	N Total		4	1	02/10/15	08/05/15	Aug-16	324,545	457,854	281,500	304,628	23,128	38,182		10,363		-	125,407	125,407	
C	Bairton Lynch			4	1	02/10/15	08/05/15	Aug-16	324,545	457,854	281,500	304,628	23,128	38,182		10,363		-	125,407	125,407	
C	Angels on the Go	N	Angels on the Go	21	3	08/31/18	12/06/18	Jan-20	95,350	129,375	81,155	72,428	(8,727)	22,036		12,176		-	47,087	47,087	
C	Angels on the Go	N Total		21	3	08/31/18	12/06/18	Jan-20	95,350	129,375	81,155	72,428	(8,727)	22,036		12,176		-	47,087	47,087	
C	Angels on the Go			21	3	08/31/18	12/06/18	Jan-20	95,350	129,375	81,155	72,428	(8,727)	22,036		12,176		-	47,087	47,087	
C	Bowbells Hote	N	Bowbells Hote	2	1	04/11/17	06/19/17	Oct-17	16,576	22,856	12,500	19,280	6,780	3,576				-	-	-	
C	Bowbells Hotel	N Total		2	1	04/11/17	06/19/17	Oct-17	16,576	22,856	12,500	19,280	6,780	3,576				-	-	-	
C	Bowbells Hotel			2	1	04/11/17	06/19/17	Oct-17	16,576	22,856	12,500	19,280	6,780	3,576				-	-	-	
C	Bakers Kitchen By Alvina	N	Bakers Kitchen By Alvina	24	2	04/03/18	09/04/18	Oct-18	62,382	87,912	39,105	28,843	(10,262)	22,212		8,866		-	45,723	45,723	
C	Bakers Kitchen By Alvina	N Total		24	2	04/03/18	09/04/18	Oct-18	62,382	87,912	39,105	28,843	(10,262)	22,212		8,866		-	45,723	45,723	
C	Bakers Kitchen By Alvina			24	2	04/03/18	09/04/18	Oct-18	62,382	87,912	39,105	28,843	(10,262)	22,212		8,866		-	45,723	45,723	
C	AF Electronics	N	AF Electronics	41	1	09/21/17	09/24/18	Sep-19	2,342,885	3,494,634	2,184,552	1,714,862	(469,690)	156,343		14,125		-	1,637,554	1,637,554	
C	AF Electronics	N Total		41	1	09/21/17	09/24/18	Sep-19	2,342,885	3,494,634	2,184,552	1,714,862	(469,690)	156,343		14,125		-	1,637,554	1,637,554	
C	AF Electronics			41	1	09/21/17	09/24/18	Sep-19	2,342,885	3,494,634	2,184,552	1,714,862	(469,690)	156,343		14,125		-	1,637,554	1,637,554	
C	Barnies Bargain Barn	N	Barnies Bargain Barn	4	2	07/18/16	11/08/16	Jun-18	60,000	84,880	36,725	38,742	2,017	21,661	26,077	1,600		-	(0)	(0)	
C	Barnies Bargain Barn	N Total		4	2	07/18/16	11/08/16	Jun-18	60,000	84,880	36,725	38,742	2,017	21,661	26,077	1,600		-	(0)	(0)	
C	Barnies Bargain Barn			4	2	07/18/16	11/08/16	Jun-18	60,000	84,880	36,725	38,742	2,017	21,661	26,077	1,600		-	(0)	(0)	
C	Althas Louisiana Cajun	N	Althas Louisiana Cajun	2	1	02/15/19	03/27/19	Apr-19	8,870	11,626	6,401	9,748	3,347	1,978		100		-	-	-	
C	Althas Louisiana Cajun	N Total		2	1	02/15/19	03/27/19	Apr-19	8,870	11,626	6,401	9,748	3,347	1,978		100		-	-	-	
C	Althas Louisiana Cajun			2	1	02/15/19	03/27/19	Apr-19	8,870	11,626	6,401	9,748	3,347	1,978		100		-	-	-	
C	All in Oilfield Services	N	All in Oilfield Services	27	3	12/11/18	05/15/19	Nov-19	515,007	680,132	355,884	525,988	170,104	154,519		375		-	-	-	
C	All in Oilfield Services	N Total		27	3	12/11/18	05/15/19	Nov-19	515,007	680,132	355,884	525,988	170,104	154,519		375		-	-	-	
C	All in Oilfield Services			27	3	12/11/18	05/15/19	Nov-19	515,007	680,132	355,884	525,988	170,104	154,519		375		-	-	-	
C	Broadstreet Insurance Services (Streamline)	N	Broadstreet Insurance Services (Streamline)	1	1	11/04/19	11/04/19	Jan-20	8,000	11,360	7,760	7,384	(376)	3,976				-	-	-	
C	Broadstreet Insurance Services (Streamline)	N Total		1	1	11/04/19	11/04/19	Jan-20	8,000	11,360	7,760	7,384	(376)	3,976				-	-	-	
C	Broadstreet Insurance Services (Streamline)			1	1	11/04/19	11/04/19	Jan-20	8,000	11,360	7,760	7,384	(376)	3,976				-	-	-	
C	Broadstreet Insurance Services (Streamline)	Y	Broadstreet Insurance Services (Streamline)	1	-	01/23/20	01/23/20	Feb-20	8,000	11,360	4,024	1,562	(2,462)		300			-	10,098	10,098	
C	Broadstreet Insurance Services (Streamline)	Y Total		1	-	01/23/20	01/23/20	Feb-20	8,000	11,360	4,024	1,562	(2,462)		300			-	10,098	10,098	
C	Broadstreet Insurance Services (Streamline)			1	-	01/23/20	01/23/20	Feb-20	8,000	11,360	4,024	1,562	(2,462)		300			-	10,098	10,098	

Securities and Exchange Commission, Plaintiff,
v.
Complete Business Solutions Group, Inc. d/b/a Par Funding et. al., Defendants.
CASE NO. 9:20-cv-81205
UNITED STATES DISTRICT COURT
SOUTHERN DISTRICT OF FLORIDA

Category C - Detail of CBSG MCA Suites Activity for the period from 2012 through July 27, 2020

Source: MCA Suites													Total Advances and Repayments per MCA Suites			Cash Advances and Repayments per MCA Suites			Transactional Data per MCA Suites				A/R Balance (Note 10)		
Category (Note 1)	Merchant Grouping (Note 11)	Funded After 01/01/20	Merchant Name (Note 8)	Total # of Deals (Note 2)	Deals with Reioad (Note 3)	First Funding Date (Note 12)	Last Funding Date (Note 12)	Month of Last Payment (Note 13)	A	B	C	D	E = D-C	F	G	H	I	J	K	L = J+K					
									Advance Amount (Note 4)	Payback (Note 5)	Net Cash Advanced (Note 6)	Total Cash Repayments (Note 7)	Net Cash Surplus (Deficit)	Total Reload (Note 9)	Total Write-off (Note 8)	Total Fee (Note 8)	Total Collections 06/2020-07/27/2020 (Note 7)	Active A/R	Default A/R	Total A/R					
C	Broadstreet Insurance Services (Streamline) Total			2	1	11/04/19	01/23/20	Feb-20	16,000	22,720	11,784	8,946	(2,838)	3,976		300		-	10,098	10,098					
C	BCD Enterprises	N	BCD Enterprises	6	4	02/20/14	12/23/14	Feb-15	263,637	362,236	212,096	246,137	34,041	44,506		375		-	71,967	71,967					
C	BCD Enterprises	N Total		6	4	02/20/14	12/23/14	Feb-15	263,637	362,236	212,096	246,137	34,041	44,506		375		-	71,967	71,967					
C	BCD Enterprises Total			6	4	02/20/14	12/23/14	Feb-15	263,637	362,236	212,096	246,137	34,041	44,506		375		-	71,967	71,967					
C	Affordable Plumbing and Electric	Y	Affordable Plumbing and Electric	2	1	01/08/20	03/05/20	May-20	17,000	23,630	11,487	7,296	(4,191)	5,108		400		-	11,626	11,626					
C	Affordable Plumbing and Electric	Y Total		2	1	01/08/20	03/05/20	May-20	17,000	23,630	11,487	7,296	(4,191)	5,108		400		-	11,626	11,626					
C	Affordable Plumbing and Electric Total			2	1	01/08/20	03/05/20	May-20	17,000	23,630	11,487	7,296	(4,191)	5,108		400		-	11,626	11,626					
C	All In One Wireless Services	N	All In One Wireless Services	20	1	11/09/18	03/08/19	Jul-20	41,520	55,933	37,566	44,151	6,585	3,720	1,175	250		-	9,237	9,237					
C	All In One Wireless Services	N Total		20	1	11/09/18	03/08/19	Jul-20	41,520	55,933	37,566	44,151	6,585	3,720	1,175	250		-	9,237	9,237					
C	All In One Wireless Services Total			20	1	11/09/18	03/08/19	Jul-20	41,520	55,933	37,566	44,151	6,585	3,720	1,175	250		-	9,237	9,237					
C	Amalfi Pizzeria Restaurant	N	Amalfi Pizzeria Restaurant	2	1	06/28/19	10/24/19	Apr-20	50,000	65,000	37,991	54,316	16,325	10,834		150		-	-	-					
C	Amalfi Pizzeria Restaurant	N Total		2	1	06/28/19	10/24/19	Apr-20	50,000	65,000	37,991	54,316	16,325	10,834		150		-	-	-					
C	Amalfi Pizzeria Restaurant Total			2	1	06/28/19	10/24/19	Apr-20	50,000	65,000	37,991	54,316	16,325	10,834		150		-	-	-					
C	All Materials Construction	N	All Materials Construction	3	2	05/04/15	09/23/15	Nov-16	29,080	41,642	19,250	14,788	(4,462)	9,080	1,425			-	19,200	19,200					
C	All Materials Construction	N Total		3	2	05/04/15	09/23/15	Nov-16	29,080	41,642	19,250	14,788	(4,462)	9,080	1,425			-	19,200	19,200					
C	All Materials Construction Total			3	2	05/04/15	09/23/15	Nov-16	29,080	41,642	19,250	14,788	(4,462)	9,080	1,425			-	19,200	19,200					
C	Bullard Fence	N	Bullard Fence	13	9	11/29/17	10/29/19	Jul-20	733,570	904,980	514,652	523,418	8,767	216,885	1,457			-	174,312	174,312					
C	Bullard Fence	N Total		13	9	11/29/17	10/29/19	Jul-20	733,570	904,980	514,652	523,418	8,767	216,885	1,457			-	174,312	174,312					
C	Bullard Fence Total			13	9	11/29/17	10/29/19	Jul-20	733,570	904,980	514,652	523,418	8,767	216,885	1,457			-	174,312	174,312					
C	Beatmill	N	Beatmill	8	1	04/25/17	06/09/17	Apr-18	94,457	127,792	57,069	86,510	29,441	35,728	5,006			-	10,560	10,560					
C	Beatmill	N Total		8	1	04/25/17	06/09/17	Apr-18	94,457	127,792	57,069	86,510	29,441	35,728	5,006			-	10,560	10,560					
C	Beatmill Total			8	1	04/25/17	06/09/17	Apr-18	94,457	127,792	57,069	86,510	29,441	35,728	5,006			-	10,560	10,560					
C	A Drain Man	N	A Drain Man	3	1	03/26/19	07/10/19	Jan-20	24,000	32,600	19,789	16,162	(3,627)	3,726		675		-	13,387	13,387					
C	A Drain Man	N Total		3	1	03/26/19	07/10/19	Jan-20	24,000	32,600	19,789	16,162	(3,627)	3,726		675		-	13,387	13,387					
C	A Drain Man Total			3	1	03/26/19	07/10/19	Jan-20	24,000	32,600	19,789	16,162	(3,627)	3,726		675		-	13,387	13,387					
C	Adi Locksmith	N	Adi Locksmith	3	1	10/13/15	12/02/16	Dec-17	25,250	44,669	21,101	41,770	20,669	3,349		450		-	-	-					
C	Adi Locksmith	N Total		3	1	10/13/15	12/02/16	Dec-17	25,250	44,669	21,101	41,770	20,669	3,349		450		-	-	-					
C	Adi Locksmith Total			3	1	10/13/15	12/02/16	Dec-17	25,250	44,669	21,101	41,770	20,669	3,349		450		-	-	-					
C	75 Mr Glass	N	75 Mr Glass	3	2	07/26/17	02/15/18	Jan-19	62,884	88,996	41,100	67,913	26,813	20,884	3,802			-	4,000	4,000					
C	75 Mr Glass	N Total		3	2	07/26/17	02/15/18	Jan-19	62,884	88,996	41,100	67,913	26,813	20,884	3,802			-	4,000	4,000					
C	75 Mr Glass Total			3	2	07/26/17	02/15/18	Jan-19	62,884	88,996	41,100	67,913	26,813	20,884	3,802			-	4,000	4,000					
C	Beautiful Boutique Stores	N	Beautiful Boutique Stores	2	1	06/27/19	10/17/19	Jan-20	18,000	24,840	13,440	12,512	(928)	4,140		375		-	8,563	8,563					
C	Beautiful Boutique Stores	N Total		2	1	06/27/19	10/17/19	Jan-20	18,000	24,840	13,440	12,512	(928)	4,140		375		-	8,563	8,563					
C	Beautiful Boutique Stores Total			2	1	06/27/19	10/17/19	Jan-20	18,000	24,840	13,440	12,512	(928)	4,140		375		-	8,563	8,563					
C	A Pocket Full Of Posies Flowers	N	A Pocket Full Of Posies Flowers	2	1	05/22/17	07/20/17	Aug-17	15,677	21,948	10,500	6,392	(4,108)	4,677		800		-	11,679	11,679					
C	A Pocket Full Of Posies Flowers	N Total		2	1	05/22/17	07/20/17	Aug-17	15,677	21,948	10,500	6,392	(4,108)	4,677		800		-	11,679	11,679					
C	A Pocket Full Of Posies Flowers Total			2	1	05/22/17	07/20/17	Aug-17	15,677	21,948	10,500	6,392	(4,108)	4,677		800		-	11,679	11,679					
C	Bedrock Assurance	N	Bedrock Assurance	6	1	11/03/16	07/17/17	Jan-20	256,900	359,660	177,438	258,625	81,187	76,900	3,000	98,865		-	120,000	120,000					
C	Bedrock Assurance	N Total		6	1	11/03/16	07/17/17	Jan-20	256,900	359,660	177,438	258,625	81,187	76,900	3,000	98,865		-	120,000	120,000					
C	Bedrock Assurance Total			6	1	11/03/16	07/17/17	Jan-20	256,900	359,660	177,438	258,625	81,187	76,900	3,000	98,865		-	120,000	120,000					
C	Buy Rite Wholesale Of Canton	N	Buy Rite Wholesale Of Canton	2	1	01/25/13	01/28/13	Aug-13	71,000	98,249	50,051	55,713	5,663	20,699	2,128			-	23,964	23,964					
C	Buy Rite Wholesale Of Canton	N Total		2	1	01/25/13	01/28/13	Aug-13	71,000	98,249	50,051	55,713	5,663	20,699	2,128			-	23,964	23,964					
C	Buy Rite Wholesale Of Canton Total			2	1	01/25/13	01/28/13	Aug-13	71,000	98,249	50,051	55,713	5,663	20,699	2,128			-	23,964	23,964					
C	Beds To Go	N	Beds To Go	2	1	10/11/16	04/10/17	Feb-18	28,374	40,454	23,051	38,331	15,280	4,374		2,250		-	-	-					
C	Beds To Go	N Total		2	1	10/11/16	04/10/17	Feb-18	28,374	40,454	23,051	38,331	15,280	4,374		2,250		-	-	-					
C	Beds To Go Total			2	1	10/11/16	04/10/17	Feb-18	28,374	40,454	23,051	38,331	15,280	4,374		2,250		-	-	-					

Securities and Exchange Commission, Plaintiff,
v.
Complete Business Solutions Group, Inc. d/b/a Par Funding et. al., Defendants.
CASE NO. 9:20-cv-81205
UNITED STATES DISTRICT COURT
SOUTHERN DISTRICT OF FLORIDA

Category C - Detail of CBSG MCA Suites Activity for the period from 2012 through July 27, 2020

Source: MCA Suites

Category (Note 1)	Merchant Grouping (Note 11)	Funded After 01/01/20	Merchant Name (Note 8)	Total # of Deals (Note 2)	Deals with Reioad (Note 3)	First Funding Date (Note 12)	Last Funding Date (Note 12)	Month of Last Payment (Note 13)	Total Advances and Repayments per MCA Suites		Cash Advances and Repayments per MCA Suites			Transactional Data per MCA Suites				A/R Balance (Note 10)		
									A	B	C	D	E = D-C	F	G	H	I	J	K	L = J+K
									Advance Amount (Note 4)	Payback (Note 5)	Net Cash Advanced (Note 6)	Total Cash Repayments (Note 7)	Net Cash Surplus (Deficit)	Total Reioad (Note 9)	Total Write-off (Note 8)	Total Fee (Note 8)	Total Collections 06/2020-07/27/2020 (Note 7)	Active A/R	Default A/R	Total A/R
C	Anchor Communication	N	Anchor Communication	7	5	09/14/17	09/13/18	Mar-19	67,200	91,740	39,162	52,643	13,481	27,303		2,350		-	14,144	14,144
C	Anchor Communication	N Total		7	5	09/14/17	09/13/18	Mar-19	67,200	91,740	39,162	52,643	13,481	27,303		2,350		-	14,144	14,144
C	Anchor Communication Total			7	5	09/14/17	09/13/18	Mar-19	67,200	91,740	39,162	52,643	13,481	27,303		2,350		-	14,144	14,144
C	Belleza Enterprises	N	Belleza Enterprises	2	1	02/03/16	04/06/16	Mar-17	12,325	17,255	8,750	8,740	(10)	3,325		5,450		-	10,640	10,640
C	Belleza Enterprises	N Total		2	1	02/03/16	04/06/16	Mar-17	12,325	17,255	8,750	8,740	(10)	3,325		5,450		-	10,640	10,640
C	Belleza Enterprises Total			2	1	02/03/16	04/06/16	Mar-17	12,325	17,255	8,750	8,740	(10)	3,325		5,450		-	10,640	10,640
C	Abundant Blessing After School	N	Abundant Blessing After School	11	2	07/18/19	09/19/19	Dec-19	25,800	34,280	25,705	32,653	6,948	-	3,027	1,400		-	-	-
C	Abundant Blessing After School	N Total		11	2	07/18/19	09/19/19	Dec-19	25,800	34,280	25,705	32,653	6,948	-	3,027	1,400		-	-	-
C	Abundant Blessing After School Total			11	2	07/18/19	09/19/19	Dec-19	25,800	34,280	25,705	32,653	6,948	-	3,027	1,400		-	-	-
C	Agaricus Travel Company	N	Agaricus Travel Company	15	11	11/18/15	08/26/19	Dec-19	150,224	200,519	104,338	147,956	43,618	43,902		1,500		(0)	10,161	10,161
C	Agaricus Travel Company	N Total		15	11	11/18/15	08/26/19	Dec-19	150,224	200,519	104,338	147,956	43,618	43,902		1,500		(0)	10,161	10,161
C	Agaricus Travel Company Total			15	11	11/18/15	08/26/19	Dec-19	150,224	200,519	104,338	147,956	43,618	43,902		1,500		(0)	10,161	10,161
C	Suki Nail	N	Suki Nail	2	1	04/22/16	07/07/16	May-18	7,679	10,751	6,850	11,814	4,964	679		1,742		(0)	(0)	(0)
C	Suki Nail	N Total		2	1	04/22/16	07/07/16	May-18	7,679	10,751	6,850	11,814	4,964	679		1,742		(0)	(0)	(0)
C	Suki Nail Total			2	1	04/22/16	07/07/16	May-18	7,679	10,751	6,850	11,814	4,964	679		1,742		(0)	(0)	(0)
C	David Marshall Carpentry	N	David Marshall Carpentry	9	5	07/07/16	12/23/19	Jun-20	34,000	45,900	22,134	32,465	10,331	11,716	1,719		424		(0)	(0)
C	David Marshall Carpentry	N Total		9	5	07/07/16	12/23/19	Jun-20	34,000	45,900	22,134	32,465	10,331	11,716	1,719		424		(0)	(0)
C	David Marshall Carpentry Total			9	5	07/07/16	12/23/19	Jun-20	34,000	45,900	22,134	32,465	10,331	11,716	1,719		424		(0)	(0)
C	Toto Expedited Inc	N	Toto Expedited Inc	1	1	12/11/19	12/11/19	Mar-20	11,000	13,640	10,965	10,912	(53)	2,728		-		-	-	-
C	Toto Expedited Inc	N Total		1	1	12/11/19	12/11/19	Mar-20	11,000	13,640	10,965	10,912	(53)	2,728		-		-	-	-
C	Toto Expedited Inc	Y	Toto Expedited Inc	1	-	03/05/20	03/05/20	Jul-20	14,000	16,660	11,237	16,232	4,995	428		7,500		(0)	(0)	(0)
C	Toto Expedited Inc	Y Total		1	-	03/05/20	03/05/20	Jul-20	14,000	16,660	11,237	16,232	4,995	428		7,500		(0)	(0)	(0)
C	Toto Expedited Inc Total			2	1	12/11/19	03/05/20	Jul-20	25,000	30,300	22,202	27,144	4,942	2,728	428	7,500		(0)	(0)	(0)
C	Riverside Discount Furniture	N	Riverside Discount Furniture	4	3	03/22/17	12/28/17	May-18	28,049	39,668	18,335	30,655	12,320	9,014				(0)	(0)	(0)
C	Riverside Discount Furniture	N Total		4	3	03/22/17	12/28/17	May-18	28,049	39,668	18,335	30,655	12,320	9,014				(0)	(0)	(0)
C	Riverside Discount Furniture Total			4	3	03/22/17	12/28/17	May-18	28,049	39,668	18,335	30,655	12,320	9,014				(0)	(0)	(0)
C	Midwest Services of Joliet	N	Midwest Services of Joliet	28	1	03/28/19	09/18/19	Feb-20	279,265	352,960	175,308	250,238	74,930	8,267	94,455			(0)	(0)	(0)
C	Midwest Services of Joliet	N Total		28	1	03/28/19	09/18/19	Feb-20	279,265	352,960	175,308	250,238	74,930	8,267	94,455			(0)	(0)	(0)
C	Midwest Services of Joliet Total			28	1	03/28/19	09/18/19	Feb-20	279,265	352,960	175,308	250,238	74,930	8,267	94,455			(0)	(0)	(0)
C	Brady Cases	N	Brady Cases	2	1	10/17/17	12/14/17	Jul-18	12,819	18,305	9,840	15,900	6,060	2,819		414		(0)	(0)	(0)
C	Brady Cases	N Total		2	1	10/17/17	12/14/17	Jul-18	12,819	18,305	9,840	15,900	6,060	2,819		414		(0)	(0)	(0)
C	Brady Cases Total			2	1	10/17/17	12/14/17	Jul-18	12,819	18,305	9,840	15,900	6,060	2,819		414		(0)	(0)	(0)
C	Just Deliveries	N	Just Deliveries	5	4	12/03/18	03/29/19	Jan-20	55,529	71,484	31,039	19,059	(11,980)	7,847	31,249	1,275		(0)	14,604	14,604
C	Just Deliveries	N Total		5	4	12/03/18	03/29/19	Jan-20	55,529	71,484	31,039	19,059	(11,980)	7,847	31,249	1,275		(0)	14,604	14,604
C	Just Deliveries Total			5	4	12/03/18	03/29/19	Jan-20	55,529	71,484	31,039	19,059	(11,980)	7,847	31,249	1,275		(0)	14,604	14,604
C	Tony Lim Auto	N	Tony Lim Auto	2	1	01/28/15	04/17/15	Dec-15	14,625	20,474	12,000	19,247	7,247	2,625		1,398		(0)	(0)	(0)
C	Tony Lim Auto	N Total		2	1	01/28/15	04/17/15	Dec-15	14,625	20,474	12,000	19,247	7,247	2,625		1,398		(0)	(0)	(0)
C	Tony Lim Auto Total			2	1	01/28/15	04/17/15	Dec-15	14,625	20,474	12,000	19,247	7,247	2,625		1,398		(0)	(0)	(0)
C	Trademark	N	Trademark	3	2	08/18/16	02/08/17	Aug-18	79,955	111,936	64,803	102,051	37,248	12,935		3,049		(0)	(0)	(0)
C	Trademark	N Total		3	2	08/18/16	02/08/17	Aug-18	79,955	111,936	64,803	102,051	37,248	12,935		3,049		(0)	(0)	(0)
C	Trademark Total			3	2	08/18/16	02/08/17	Aug-18	79,955	111,936	64,803	102,051	37,248	12,935		3,049		(0)	(0)	(0)
C	Suit Up Fashion	N	Suit Up Fashion	5	2	10/13/17	03/29/18	Aug-18	28,189	41,145	20,556	35,407	14,851	5,738				(0)	(0)	(0)
C	Suit Up Fashion	N Total		5	2	10/13/17	03/29/18	Aug-18	28,189	41,145	20,556	35,407	14,851	5,738				(0)	(0)	(0)
C	Suit Up Fashion Total			5	2	10/13/17	03/29/18	Aug-18	28,189	41,145	20,556	35,407	14,851	5,738				(0)	(0)	(0)
C	Stephen Grant	N	Stephen Grant	2	1	07/01/16	09/09/16	Nov-18	55,000	77,750	41,657	69,788	28,131	11,745		3,783		(0)	(0)	(0)
C	Stephen Grant	N Total		2	1	07/01/16	09/09/16	Nov-18	55,000	77,750	41,657	69,788	28,131	11,745		3,783		(0)	(0)	(0)
C	Stephen Grant Total			2	1	07/01/16	09/09/16	Nov-18	55,000	77,750	41,657	69,788	28,131	11,745		3,783		(0)	(0)	(0)
C	Rothstein Sweet Associates CPAs																			

Securities and Exchange Commission, Plaintiff,
v.
Complete Business Solutions Group, Inc. d/b/a Par Funding et. al., Defendants.
CASE NO. 9:20-cv-81205
UNITED STATES DISTRICT COURT
SOUTHERN DISTRICT OF FLORIDA

Category C - Detail of CBSG MCA Suites Activity for the period from 2012 through July 27, 2020

Source: MCA Suites										Total Advances and Repayments per MCA Suites		Cash Advances and Repayments per MCA Suites			Transactional Data per MCA Suites				A/R Balance (Note 10)		
Category (Note 1)	Merchant Grouping (Note 11)	Funded After 01/01/20	Merchant Name (Note 8)	Total # of Deals (Note 2)	Deals with Reioad (Note 3)	First Funding Date (Note 12)	Last Funding Date (Note 12)	Month of Last Payment (Note 13)	Advance Amount (Note 4)	Payback (Note 5)	Net Cash Advanced (Note 6)	Total Cash Repayments (Note 7)	E = D-C Net Cash Surplus (Deficit)	F Total Reioad (Note 9)	G Total Write-off (Note 8)	H Total Fee (Note 8)	I Total Collections 06/2020-07/27/2020 (Note 7)	J Active A/R	K Default A/R	L = J+K Total A/R	
																					A
C	Slapfish Huntington Beach	N Total		3	1	01/23/19	01/24/19	May-19	60,000	77,899	57,905	74,963	17,058	3,986		1,050		(0)		(0)	
C	Slapfish Huntington Beach	Total		3	1	01/23/19	01/24/19	May-19	60,000	77,899	57,905	74,963	17,058	3,986		1,050		(0)		(0)	
C	Pauline Raymond - Martimbeau	N	Pauline Raymond - Martimbeau	4	1	10/22/14	02/17/16	Jun-16	59,225	82,631	53,802	78,804	25,002	3,826				(0)		(0)	
C	Pauline Raymond - Martimbeau	N Total		4	1	10/22/14	02/17/16	Jun-16	59,225	82,631	53,802	78,804	25,002	3,826				(0)		(0)	
C	Pauline Raymond - Martimbeau	Total		4	1	10/22/14	02/17/16	Jun-16	59,225	82,631	53,802	78,804	25,002	3,826				(0)		(0)	
C	Ricky P Lockett	N	Ricky P Lockett	11	1	10/21/19	12/30/19	Feb-20	67,098	90,582	65,598	72,296	6,698	29,104		150		(10,668)		(10,668)	
C	Ricky P Lockett	N Total		11	1	10/21/19	12/30/19	Feb-20	67,098	90,582	65,598	72,296	6,698	29,104		150		(10,668)		(10,668)	
C	Ricky P Lockett	Y	Ricky P Lockett	4	-	01/06/20	03/03/20	May-20	57,902	80,168	27,958	69,500	41,542					(0)		10,668	
C	Ricky P Lockett	Y Total		4	-	01/06/20	03/03/20	May-20	57,902	80,168	27,958	69,500	41,542					(0)		10,668	
C	Ricky P Lockett	Total		15	1	10/21/19	03/03/20	May-20	125,000	170,750	93,556	141,796	48,240	29,104		150		(0)		(0)	
C	Montgomery Home Care	N	Montgomery Home Care	6	3	11/17/16	02/05/18	Mar-19	205,037	289,947	137,270	225,914	88,644	64,783		750		(0)		(0)	
C	Montgomery Home Care	N Total		6	3	11/17/16	02/05/18	Mar-19	205,037	289,947	137,270	225,914	88,644	64,783		750		(0)		(0)	
C	Montgomery Home Care	Total		6	3	11/17/16	02/05/18	Mar-19	205,037	289,947	137,270	225,914	88,644	64,783		750		(0)		(0)	
C	Elwoodz LLC	N	Elwoodz LLC	6	2	09/24/18	10/22/18	Nov-18	30,518	42,901	30,483	20,279	(10,205)	-		2,955		(0)	25,578	25,578	
C	Elwoodz LLC	N Total		6	2	09/24/18	10/22/18	Nov-18	30,518	42,901	30,483	20,279	(10,205)	-		2,955		(0)	25,578	25,578	
C	Elwoodz LLC	Total		6	2	09/24/18	10/22/18	Nov-18	30,518	42,901	30,483	20,279	(10,205)	-		2,955		(0)	25,578	25,578	
C	Coastal Decorating	N	Coastal Decorating	9	5	09/14/15	06/20/17	Apr-18	58,639	82,624	41,230	74,177	32,947	15,050		6,602		(0)		(0)	
C	Coastal Decorating	N Total		9	5	09/14/15	06/20/17	Apr-18	58,639	82,624	41,230	74,177	32,947	15,050		6,602		(0)		(0)	
C	Coastal Decorating	Total		9	5	09/14/15	06/20/17	Apr-18	58,639	82,624	41,230	74,177	32,947	15,050		6,602		(0)		(0)	
C	Elis Communications	N	Elis Communications	4	1	03/03/15	12/30/19	Jan-20	66,993	93,889	57,929	78,495	20,566	7,392	8,400		398		(0)	(0)	
C	Elis Communications	N Total		4	1	03/03/15	12/30/19	Jan-20	66,993	93,889	57,929	78,495	20,566	7,392	8,400		398		(0)	(0)	
C	Elis Communications	Total		4	1	03/03/15	12/30/19	Jan-20	66,993	93,889	57,929	78,495	20,566	7,392	8,400		398		(0)	(0)	
C	Bringles Blinds	N	Bringles Blinds	3	2	02/01/19	06/04/19	Aug-19	55,000	74,150	41,248	61,973	20,725	12,252		75		(0)		(0)	
C	Bringles Blinds	N Total		3	2	02/01/19	06/04/19	Aug-19	55,000	74,150	41,248	61,973	20,725	12,252		75		(0)		(0)	
C	Bringles Blinds	Total		3	2	02/01/19	06/04/19	Aug-19	55,000	74,150	41,248	61,973	20,725	12,252		75		(0)		(0)	
C	FV Enterprises	N	FV Enterprises	4	3	04/02/15	12/01/15	Jul-18	92,943	131,622	54,316	96,625	42,309	36,943		1,946		(0)		(0)	
C	FV Enterprises	N Total		4	3	04/02/15	12/01/15	Jul-18	92,943	131,622	54,316	96,625	42,309	36,943		1,946		(0)		(0)	
C	FV Enterprises	Total		4	3	04/02/15	12/01/15	Jul-18	92,943	131,622	54,316	96,625	42,309	36,943		1,946		(0)		(0)	
C	Cory K Wakano DDS	N	Cory K Wakano DDS	3	2	05/25/18	08/31/18	Feb-19	19,000	26,430	15,357	24,312	8,955	3,093		975		(0)		(0)	
C	Cory K Wakano DDS	N Total		3	2	05/25/18	08/31/18	Feb-19	19,000	26,430	15,357	24,312	8,955	3,093		975		(0)		(0)	
C	Cory K Wakano DDS	Total		3	2	05/25/18	08/31/18	Feb-19	19,000	26,430	15,357	24,312	8,955	3,093		975		(0)		(0)	
C	Branam Construction	N	Branam Construction	2	1	10/13/16	02/24/17	Jul-17	11,867	16,820	9,500	15,051	5,551	1,867		98		(0)		(0)	
C	Branam Construction	N Total		2	1	10/13/16	02/24/17	Jul-17	11,867	16,820	9,500	15,051	5,551	1,867		98		(0)		(0)	
C	Branam Construction	Total		2	1	10/13/16	02/24/17	Jul-17	11,867	16,820	9,500	15,051	5,551	1,867		98		(0)		(0)	
C	Tristate Laboratory	N	Tristate Laboratory	4	1	08/26/14	02/09/16	Jun-16	51,893	73,172	29,702	64,181	34,479	11,216		2,225		(0)		(0)	
C	Tristate Laboratory	N Total		4	1	08/26/14	02/09/16	Jun-16	51,893	73,172	29,702	64,181	34,479	11,216		2,225		(0)		(0)	
C	Tristate Laboratory	Total		4	1	08/26/14	02/09/16	Jun-16	51,893	73,172	29,702	64,181	34,479	11,216		2,225		(0)		(0)	
C	Patco Construction Residentia	N	Patco Construction Residentia	4	2	09/03/19	09/18/19	Apr-20	23,072	30,047	22,906	29,852	6,946	-	720	525		(0)		(0)	
C	Patco Construction Residentia	N Total		4	2	09/03/19	09/18/19	Apr-20	23,072	30,047	22,906	29,852	6,946	-	720	525		(0)		(0)	
C	Patco Construction Residentia	Total		4	2	09/03/19	09/18/19	Apr-20	23,072	30,047	22,906	29,852	6,946	-	720	525		(0)		(0)	
C	Pro Surveillance	N	Pro Surveillance	16	2	07/02/19	10/09/19	Jun-20	60,322	80,775	60,177	82,306	22,129	-	569	2,100	2,050		(0)	(0)	
C	Pro Surveillance	N Total		16	2	07/02/19	10/09/19	Jun-20	60,322	80,775	60,177	82,306	22,129	-	569	2,100	2,050		(0)	(0)	
C	Pro Surveillance	Total		16	2	07/02/19	10/09/19	Jun-20	60,322	80,775	60,177	82,306	22,129	-	569	2,100	2,050		(0)	(0)	
C	Little Butterflies Learning Center	N	Little Butterflies Learning Center	20	1	06/24/19	10/22/19	May-20	100,000	130,450	92,755	122,151	29,396	7,140	1,459	300		(0)		(0)	
C	Little Butterflies Learning Center	N Total		20	1	06/24/19	10/22/19	May-20	100,000	130,450	92,755	122,151	29,396	7,140	1,459	300		(0)		(0)	
C	Little Butterflies Learning Center	Total		20	1	06/24/19	10/22/19	May-20	100,000	130,450	92,755	122,151	29,396	7,140	1,459	300		(0)		(0)	

Securities and Exchange Commission, Plaintiff,
 v.
 Complete Business Solutions Group, Inc. d/b/a Par Funding et. al., Defendants.
 CASE NO. 9:20-cv-81205
 UNITED STATES DISTRICT COURT
 SOUTHERN DISTRICT OF FLORIDA

Category C - Detail of CBSG MCA Suites Activity for the period from 2012 through July 27, 2020

Source: MCA Suites										Total Advances and Repayments per MCA Suites		Cash Advances and Repayments per MCA Suites			Transactional Data per MCA Suites				A/R Balance (Note 10)		
Category (Note 1)	Merchant Grouping (Note 11)	Funded After 01/01/20	Merchant Name (Note 8)	Total # of Deals (Note 2)	Deals with Reload (Note 3)	First Funding Date (Note 12)	Last Funding Date (Note 12)	Month of Last Payment (Note 13)		A	B	C	D	E = D-C	F	G	H	I	J	K	L = J+K
										Advance Amount (Note 4)	Payback (Note 5)	Net Cash Advanced (Note 6)	Total Cash Repayments (Note 7)	Net Cash Surplus (Deficit)	Total Reload (Note 9)	Total Write-off (Note 8)	Total Fee (Note 8)	Total Collections 06/2020-07/27/2020 (Note 7)	Active A/R	Default A/R	Total A/R
C	Nostalgia The Barong Taga Shoppe	N	Nostalgia The Barong Taga Shoppe	5	4	04/09/19	06/17/19	Jan-20		28,749	36,408	15,095	24,892	9,797	13,249		1,732		(0)		(0)
C	Nostalgia The Barong Taga Shoppe	N Total		5	4	04/09/19	06/17/19	Jan-20		28,749	36,408	15,095	24,892	9,797	13,249		1,732		(0)		(0)
C	Nostalgia The Barong Taga Shoppe Total			5	4	04/09/19	06/17/19	Jan-20		28,749	36,408	15,095	24,892	9,797	13,249		1,732		(0)		(0)
C	GM Printing Solutions	N	GM Printing Solutions	3	2	07/09/18	01/16/19	Feb-19		20,970	25,418	11,341	7,522	(3,819)	9,594		1,200		(0)	9,502	9,502
C	GM Printing Solutions	N Total		3	2	07/09/18	01/16/19	Feb-19		20,970	25,418	11,341	7,522	(3,819)	9,594		1,200		(0)	9,502	9,502
C	GM Printing Solutions Total			3	2	07/09/18	01/16/19	Feb-19		20,970	25,418	11,341	7,522	(3,819)	9,594		1,200		(0)	9,502	9,502
C	Interbelt Nite Club	N	Interbelt Nite Club	1	1	12/12/19	12/12/19	Jan-20		7,000	8,400	7,000	3,818	(3,182)	4,582				-		-
C	Interbelt Nite Club	N Total		1	1	12/12/19	12/12/19	Jan-20		7,000	8,400	7,000	3,818	(3,182)	4,582				-		-
C	Interbelt Nite Club	Y	Interbelt Nite Club	2	1	01/14/20	03/02/20	Jun-20		23,000	27,700	15,772	22,710	6,937	2,646	2,445	100	11,600	(0)		(0)
C	Interbelt Nite Club	Y Total		2	1	01/14/20	03/02/20	Jun-20		23,000	27,700	15,772	22,710	6,937	2,646	2,445	100	11,600	(0)		(0)
C	Interbelt Nite Club Total			3	2	12/12/19	03/02/20	Jun-20		30,000	36,100	22,772	26,528	3,755	7,228	2,445	100	11,600	(0)		(0)
C	Fish and Things	N	Fish and Things	6	2	09/04/19	10/02/19	Jun-20		24,526	32,560	24,371	32,560	8,189	-	-		1,994	(0)		(0)
C	Fish and Things	N Total		6	2	09/04/19	10/02/19	Jun-20		24,526	32,560	24,371	32,560	8,189	-	-		1,994	(0)		(0)
C	Fish and Things Total			6	2	09/04/19	10/02/19	Jun-20		24,526	32,560	24,371	32,560	8,189	-	-		1,994	(0)		(0)
C	24/7 Couriers	N	24/7 Couriers	7	4	10/20/17	08/13/18	Oct-19		41,900	57,917	26,794	37,232	10,437	15,005	1,350		(0)	7,031		7,031
C	24/7 Couriers	N Total		7	4	10/20/17	08/13/18	Oct-19		41,900	57,917	26,794	37,232	10,437	15,005	1,350		(0)	7,031		7,031
C	24/7 Couriers Total			7	4	10/20/17	08/13/18	Oct-19		41,900	57,917	26,794	37,232	10,437	15,005	1,350		(0)	7,031		7,031
C	Amazing Products Internationa	N	Amazing Products Internationa	4	2	01/25/19	09/24/19	Mar-20		67,500	92,724	50,163	76,640	26,477	15,316	769		(0)			(0)
C	Amazing Products Internationa	N Total		4	2	01/25/19	09/24/19	Mar-20		67,500	92,724	50,163	76,640	26,477	15,316	769		(0)			(0)
C	Amazing Products Internationa Total			4	2	01/25/19	09/24/19	Mar-20		67,500	92,724	50,163	76,640	26,477	15,316	769		(0)			(0)
C	Ben And Mollys Army Navy Store	N	Ben And Mollys Army Navy Store	17	1	03/08/18	09/20/18	Jun-20		56,000	78,240	50,454	72,413	21,959	4,551	2,326	1,050	1,500	(0)		(0)
C	Ben And Mollys Army Navy Store	N Total		17	1	03/08/18	09/20/18	Jun-20		56,000	78,240	50,454	72,413	21,959	4,551	2,326	1,050	1,500	(0)		(0)
C	Ben And Mollys Army Navy Store Total			17	1	03/08/18	09/20/18	Jun-20		56,000	78,240	50,454	72,413	21,959	4,551	2,326	1,050	1,500	(0)		(0)
C	Siltech Manufacturing	N	Siltech Manufacturing	28	1	11/29/18	05/21/19	May-19		78,898	105,617	75,857	102,666	26,809	2,950			(0)			(0)
C	Siltech Manufacturing	N Total		28	1	11/29/18	05/21/19	May-19		78,898	105,617	75,857	102,666	26,809	2,950			(0)			(0)
C	Siltech Manufacturing Total			28	1	11/29/18	05/21/19	May-19		78,898	105,617	75,857	102,666	26,809	2,950			(0)			(0)
C	HI Taverna	N	HI Taverna	14	2	01/12/16	01/18/17	Dec-17		83,167	122,533	71,554	119,166	47,612	9,656		6,289	(0)			(0)
C	HI Taverna	N Total		14	2	01/12/16	01/18/17	Dec-17		83,167	122,533	71,554	119,166	47,612	9,656		6,289	(0)			(0)
C	HI Taverna Total			14	2	01/12/16	01/18/17	Dec-17		83,167	122,533	71,554	119,166	47,612	9,656		6,289	(0)			(0)
C	Stage 1 Tires	N	Stage 1 Tires	18	3	10/17/18	04/22/19	Jun-19		65,000	81,190	51,749	68,194	16,445	13,146		150	(0)			(0)
C	Stage 1 Tires	N Total		18	3	10/17/18	04/22/19	Jun-19		65,000	81,190	51,749	68,194	16,445	13,146		150	(0)			(0)
C	Stage 1 Tires Total			18	3	10/17/18	04/22/19	Jun-19		65,000	81,190	51,749	68,194	16,445	13,146		150	(0)			(0)
C	LA Event Company	N	LA Event Company	3	1	09/24/15	02/01/16	Jan-18		44,463	62,903	29,201	49,677	20,476	13,963			(0)	737		(0)
C	LA Event Company	N Total		3	1	09/24/15	02/01/16	Jan-18		44,463	62,903	29,201	49,677	20,476	13,963			(0)	737		(0)
C	LA Event Company Total			3	1	09/24/15	02/01/16	Jan-18		44,463	62,903	29,201	49,677	20,476	13,963			(0)	737		(0)
C	Superior GPS	N	Superior GPS	13	1	01/04/19	04/30/19	May-19		34,923	45,021	28,879	39,512	10,633	4,305	1,204		(0)			(0)
C	Superior GPS	N Total		13	1	01/04/19	04/30/19	May-19		34,923	45,021	28,879	39,512	10,633	4,305	1,204		(0)			(0)
C	Superior GPS Total			13	1	01/04/19	04/30/19	May-19		34,923	45,021	28,879	39,512	10,633	4,305	1,204		(0)			(0)
C	Marys Learning Academy	N	Marys Learning Academy	11	2	09/12/19	11/15/19	Jan-20		42,769	51,580	27,254	37,025	9,771	15,080		525	(0)			(0)
C	Marys Learning Academy	N Total		11	2	09/12/19	11/15/19	Jan-20		42,769	51,580	27,254	37,025	9,771	15,080		525	(0)			(0)
C	Marys Learning Academy Total			11	2	09/12/19	11/15/19	Jan-20		42,769	51,580	27,254	37,025	9,771	15,080		525	(0)			(0)
C	Farfalle	N	Farfalle	25	4	06/28/16	05/30/17	Mar-20		196,648	278,545	147,224	213,112	65,888	44,836		8,380	(0)	28,976		28,976
C	Farfalle	N Total		25	4	06/28/16	05/30/17	Mar-20		196,648	278,545	147,224	213,112	65,888	44,836		8,380	(0)	28,976		28,976
C	Farfalle Total			25	4	06/28/16	05/30/17	Mar-20		196,648	278,545	147,224	213,112	65,888	44,836		8,380	(0)	28,976		28,976
C	Anuva Resource Solutions	N	Anuva Resource Solutions	30	3	01/25/19	11/22/19	Feb-20		238,644	314,874	226,399	292,814	66,415	22,060			(0)			(0)
C	Anuva Resource Solutions	N Total		30	3	01/25/19	11/22/19	Feb-20		238,644	314,874	226,399	292,814	66,415	22,060			(0)			(0)
C	Anuva Resource Solutions	Y	Anuva Resource Solutions	1	-	02/07/20	02/07/20	Jul-20		30,000	35,700	20,080	35,700	15,620			9,520	-			-
C	Anuva Resource Solutions	Y Total		1	-	02/07/20	02/07/20	Jul-20		30,000	35,700	20,080	35,700	15,620			9,520	-			-
C	Anuva Resource Solutions Total			31	3	01/25/19	02/07/20	Jul-20		268,644	350,574	246,479	328,514	82,035	22,060		9,520	(0)			(0)

Securities and Exchange Commission, Plaintiff,
v.
Complete Business Solutions Group, Inc. d/b/a Par Funding et. al., Defendants.
CASE NO. 9:20-cv-81205
UNITED STATES DISTRICT COURT
SOUTHERN DISTRICT OF FLORIDA

Category C - Detail of CBSG MCA Suites Activity for the period from 2012 through July 27, 2020

Source: MCA Suites										Total Advances and Repayments per MCA Suites		Cash Advances and Repayments per MCA Suites			Transactional Data per MCA Suites				A/R Balance (Note 10)		
Category (Note 1)	Merchant Grouping (Note 11)	Funded After 01/01/20	Merchant Name (Note 8)	Total # of Deals (Note 2)	Deals with Reolod (Note 3)	First Funding Date (Note 12)	Last Funding Date (Note 12)	Month of Last Payment (Note 13)	Advance Amount (Note 4)	Payback (Note 5)	Net Cash Advanced (Note 6)	Total Cash Repayments (Note 7)	E = D-C	Total Reolod (Note 9)	Total Write-off (Note 8)	Total Fee (Note 8)	Total Collections 06/2020-07/27/2020 (Note 7)	Active A/R	Default A/R	Total A/R	
																					A
C	Keith Head	N	Star City Nursing Center	20	1	05/22/19	09/18/19	Oct-19	546,454	728,213	522,381	459,780	(62,601)	20,003		13,731		-	262,161	262,161	
C	Keith Head	N	KSJ LLC (Prescott Manor)	19	1	05/23/19	09/12/19	Sep-19	398,178	529,841	382,267	311,705	(70,562)	13,286		5,675		-	210,524	210,524	
C	Keith Head	N	Arlington Cove Healthcare	15	1	06/19/19	09/11/19	Oct-19	397,762	531,479	379,250	307,369	(71,882)	15,942	1	10,894		(0)	219,061	219,061	
C	Keith Head	N	Lexington Place Healthcare and Rehab	20	1	05/22/19	09/18/19	Oct-19	433,575	590,714	402,930	330,371	(72,559)	27,575		8,850		-	241,619	241,619	
C	Keith Head	N Total		74	4	05/22/19	09/18/19	Oct-19	1,775,970	2,380,247	1,686,829	1,409,224	(277,604)		1	39,150		(0)	933,366	933,366	
C	Keith Head Total			74	4	05/22/19	09/18/19	Oct-19	1,775,970	2,380,247	1,686,829	1,409,224	(277,604)		1	39,150		(0)	933,366	933,366	
C	Big Mikes Grill	N	Big Mikes Grill	26	3	06/01/18	10/29/18	Feb-19	85,068	116,372	85,068	68,951	11,211		2,942				23,105	23,105	
C	Big Mikes Grill	N Total		26	3	06/01/18	10/29/18	Feb-19	85,068	116,372	85,068	68,951	11,211		2,942		(0)	23,105	23,105		
C	Big Mikes Grill Total			26	3	06/01/18	10/29/18	Feb-19	85,068	116,372	85,068	68,951	11,211		2,942		(0)	23,105	23,105		
C	Canyon Hydroseedinc	N	Canyon Hydroseedinc	18	1	04/29/19	08/12/19	Aug-19	48,255	64,907	43,460	60,532	17,072	4,375				(0)		(0)	
C	Canyon Hydroseedinc	N Total		18	1	04/29/19	08/12/19	Aug-19	48,255	64,907	43,460	60,532	17,072	4,375			(0)	23,105	23,105		
C	Canyon Hydroseedinc Total			18	1	04/29/19	08/12/19	Aug-19	48,255	64,907	43,460	60,532	17,072	4,375			(0)	23,105	23,105		
C	Affordable Electrical Services	N	Affordable Electrical Services	17	1	05/30/19	12/03/19	Feb-20	57,502	75,978	55,917	72,157	16,240	1,550	2,621	350		(0)		(0)	
C	Affordable Electrical Services	N Total		17	1	05/30/19	12/03/19	Feb-20	57,502	75,978	55,917	72,157	16,240	1,550	2,621	350		(0)	23,105	23,105	
C	Affordable Electrical Services Total			17	1	05/30/19	12/03/19	Feb-20	57,502	75,978	55,917	72,157	16,240	1,550	2,621	350		(0)	23,105	23,105	
C	Jiani Staffing	N	Jiani Staffing	7	3	06/18/14	02/23/17	Jul-17	169,444	232,046	128,752	192,794	64,042			191		(0)		(0)	
C	Jiani Staffing	N Total		7	3	06/18/14	02/23/17	Jul-17	169,444	232,046	128,752	192,794	64,042			191		(0)	23,105	23,105	
C	Jiani Staffing Total			7	3	06/18/14	02/23/17	Jul-17	169,444	232,046	128,752	192,794	64,042			191		(0)	23,105	23,105	
C	Tow Chain Auto Storage	N	Tow Chain Auto Storage	5	3	11/14/16	05/30/17	Jun-17	77,629	101,425	57,101	76,839	19,738	18,729	7,457	1,600		(0)		(0)	
C	Tow Chain Auto Storage	N Total		5	3	11/14/16	05/30/17	Jun-17	77,629	101,425	57,101	76,839	19,738	18,729	7,457	1,600		(0)	23,105	23,105	
C	Tow Chain Auto Storage Total			5	3	11/14/16	05/30/17	Jun-17	77,629	101,425	57,101	76,839	19,738	18,729	7,457	1,600		(0)	23,105	23,105	
C	Vaz Logistics	N	Vaz Logistics	4	1	03/27/18	04/27/18	Apr-19	42,835	63,015	27,085	32,941	5,856	14,755		450		(0)	15,769	15,769	
C	Vaz Logistics	N Total		4	1	03/27/18	04/27/18	Apr-19	42,835	63,015	27,085	32,941	5,856	14,755		450		(0)	15,769	15,769	
C	Vaz Logistics Total			4	1	03/27/18	04/27/18	Apr-19	42,835	63,015	27,085	32,941	5,856	14,755		450		(0)	15,769	15,769	
C	San Dimas Pharmicare	N	San Dimas Pharmicare	2	1	05/09/14	08/06/14	Dec-14	31,920	44,689	22,664	37,769	15,105	6,920				(0)		(0)	
C	San Dimas Pharmicare	N Total		2	1	05/09/14	08/06/14	Dec-14	31,920	44,689	22,664	37,769	15,105	6,920				(0)	23,105	23,105	
C	San Dimas Pharmicare Total			2	1	05/09/14	08/06/14	Dec-14	31,920	44,689	22,664	37,769	15,105	6,920				(0)	23,105	23,105	
C	Pave Lock Plus	N	Pave Lock Plus	4	1	01/18/19	03/29/19	Jun-20	46,166	55,791	31,276	40,922	9,646	13,855	13,038	12,025	17,500		(0)	(0)	
C	Pave Lock Plus	N Total		4	1	01/18/19	03/29/19	Jun-20	46,166	55,791	31,276	40,922	9,646	13,855	13,038	12,025	17,500		(0)	(0)	
C	Pave Lock Plus Total			4	1	01/18/19	03/29/19	Jun-20	46,166	55,791	31,276	40,922	9,646	13,855	13,038	12,025	17,500		(0)	(0)	
C	Perrie LLC	N	Perrie LLC	16	1	06/14/19	09/13/19	Nov-19	157,000	208,650	147,116	204,800	57,684	8,850	5,000				(0)	(0)	
C	Perrie LLC	N Total		16	1	06/14/19	09/13/19	Nov-19	157,000	208,650	147,116	204,800	57,684	8,850	5,000				(0)	(0)	
C	Perrie LLC Total			16	1	06/14/19	09/13/19	Nov-19	157,000	208,650	147,116	204,800	57,684	8,850	5,000				(0)	(0)	
C	NW Installations (5th Street)	N	NW Installations (5th Street)	12	2	09/04/19	11/29/19	Jul-20	74,864	99,916	42,380	63,781	21,401	31,934	4,201	7,300		(0)		(0)	
C	NW Installations (5th Street)	N Total		12	2	09/04/19	11/29/19	Jul-20	74,864	99,916	42,380	63,781	21,401	31,934	4,201	7,300		(0)	23,105	23,105	
C	NW Installations (5th Street) Total			12	2	09/04/19	11/29/19	Jul-20	74,864	99,916	42,380	63,781	21,401	31,934	4,201	7,300		(0)	23,105	23,105	
C	Morning Star Party Store	N	Morning Star Party Store	6	4	08/15/17	08/01/18	Feb-19	148,198	209,652	95,148	161,446	66,297	51,056	2,850			(0)		(0)	
C	Morning Star Party Store	N Total		6	4	08/15/17	08/01/18	Feb-19	148,198	209,652	95,148	161,446	66,297	51,056	2,850			(0)	23,105	23,105	
C	Morning Star Party Store Total			6	4	08/15/17	08/01/18	Feb-19	148,198	209,652	95,148	161,446	66,297	51,056	2,850			(0)	23,105	23,105	
C	K and J Landscape (Halvorson)	N	K and J Landscape (Halvorson)	19	2	05/16/19	09/12/19	Feb-20	27,116	35,781	27,081	36,856	9,775	-	1,075			(0)		(0)	
C	K and J Landscape (Halvorson)	N Total		19	2	05/16/19	09/12/19	Feb-20	27,116	35,781	27,081	36,856	9,775	-	1,075			(0)	23,105	23,105	
C	K and J Landscape (Halvorson) Total			19	2	05/16/19	09/12/19	Feb-20	27,116	35,781	27,081	36,856	9,775	-	1,075			(0)	23,105	23,105	
C	Joes Muscle Car Garage	N	Joes Muscle Car Garage	2	1	03/19/14	04/04/14	Jun-14	77,928	119,200	42,759	80,087	37,328	32,928	6,184			(0)		(0)	
C	Joes Muscle Car Garage	N Total		2	1	03/19/14	04/04/14	Jun-14	77,928	119,200	42,759	80,087	37,328	32,928	6,184			(0)	23,105	23,105	
C	Joes Muscle Car Garage Total			2	1	03/19/14	04/04/14	Jun-14	77,928	119,200	42,759	80,087	37,328	32,928	6,184			(0)	23,105	23,105	
C	DRL Investments	N	DRL Investments	20	2	08/16/19	12/06/19	Dec-19	134,325	176,389	119,236	162,245	43,009	14,444	300			(0)		(0)	
C	DRL Investments	N Total		20	2	08/16/19	12/06/19	Dec-19	134,325	176,389	119,236</										

Securities and Exchange Commission, Plaintiff,
v.
Complete Business Solutions Group, Inc. d/b/a Par Funding et. al., Defendants.
CASE NO. 9:20-cv-81205
UNITED STATES DISTRICT COURT
SOUTHERN DISTRICT OF FLORIDA

Category C - Detail of CBSG MCA Suites Activity for the period from 2012 through July 27, 2020

Source: MCA Suites													Total Advances and Repayments per MCA Suites			Cash Advances and Repayments per MCA Suites			Transactional Data per MCA Suites				A/R Balance (Note 10)		
Category (Note 1)	Merchant Grouping (Note 11)	Funded After 01/01/20	Merchant Name (Note 8)	Total # of Deals (Note 2)	Deals with Reload (Note 3)	First Funding Date (Note 12)	Last Funding Date (Note 12)	Month of Last Payment (Note 13)	A	B	C	D	E=D-C	F	G	H	I	J	K	L=J+K					
									Advance Amount (Note 4)	Payback (Note 5)	Net Cash Advanced (Note 6)	Total Cash Repayments (Note 7)	Net Cash Surplus (Deficit)	Total Reload (Note 9)	Total Write-off (Note 8)	Total Fee (Note 8)	Total Collections 06/2020-07/27/2020 (Note 7)	Active A/R	Default A/R	Total A/R					
C	DRL Investments			20	2	08/16/19	12/06/19	Dec-19	134,325	176,389	119,236	162,245	43,009	14,444		300		(0)		(0)					
C	E Purchasing Solutions	N	E Purchasing Solutions	17	14	10/15/13	03/12/15	Apr-16	2,114,436	2,732,427	867,440	1,111,554	244,114	1,235,737		33,364		(0)	418,500	418,500					
C	E Purchasing Solutions	N Total		17	14	10/15/13	03/12/15	Apr-16	2,114,436	2,732,427	867,440	1,111,554	244,114	1,235,737		33,364		(0)	418,500	418,500					
C	E Purchasing Solutions Total			17	14	10/15/13	03/12/15	Apr-16	2,114,436	2,732,427	867,440	1,111,554	244,114	1,235,737		33,364		(0)	418,500	418,500					
C	1st Choice Home Remodeling	N	1st Choice Home Remodeling	11	1	06/12/17	08/21/18	Dec-18	133,623	196,934	124,546	178,526	53,980	6,983		675		(0)	12,100	12,100					
C	1st Choice Home Remodeling	N Total		11	1	06/12/17	08/21/18	Dec-18	133,623	196,934	124,546	178,526	53,980	6,983		675		(0)	12,100	12,100					
C	1st Choice Home Remodeling Total			11	1	06/12/17	08/21/18	Dec-18	133,623	196,934	124,546	178,526	53,980	6,983		675		(0)	12,100	12,100					
C	Araiza Company	N	Araiza Company	9	2	06/03/19	07/22/19	Nov-19	80,894	107,007	79,359	112,882	33,523	-		5,875		(0)		(0)					
C	Araiza Company	N Total		9	2	06/03/19	07/22/19	Nov-19	80,894	107,007	79,359	112,882	33,523	-		5,875		(0)		(0)					
C	Araiza Company Total			9	2	06/03/19	07/22/19	Nov-19	80,894	107,007	79,359	112,882	33,523	-		5,875		(0)		(0)					
C	Animal Lovers Pet Shop	N	Animal Lovers Pet Shop	37	2	02/14/19	12/03/19	Jun-20	222,289	297,090	172,942	243,726	70,783	7,080	47,734	1,450	26,697	(0)		(0)					
C	Animal Lovers Pet Shop	N Total		37	2	02/14/19	12/03/19	Jun-20	222,289	297,090	172,942	243,726	70,783	7,080	47,734	1,450	26,697	(0)		(0)					
C	Animal Lovers Pet Shop Total			37	2	02/14/19	12/03/19	Jun-20	222,289	297,090	172,942	243,726	70,783	7,080	47,734	1,450	26,697	(0)		(0)					
C	Kennedy Auto Recovery Solutions	N	Kennedy Auto Recovery Solutions	26	4	01/07/19	06/07/19	May-20	111,040	147,415	80,174	116,801	36,627	30,131	3,708	3,225		(0)		(0)					
C	Kennedy Auto Recovery Solutions	N Total		26	4	01/07/19	06/07/19	May-20	111,040	147,415	80,174	116,801	36,627	30,131	3,708	3,225		(0)		(0)					
C	Kennedy Auto Recovery Solutions Total			26	4	01/07/19	06/07/19	May-20	111,040	147,415	80,174	116,801	36,627	30,131	3,708	3,225		(0)		(0)					
C	TGJ Painting	N	TGJ Painting	34	3	03/06/19	09/18/19	Jan-20	760,801	981,121	568,621	801,010	232,389	185,111		5,000		(0)		(0)					
C	TGJ Painting	N Total		34	3	03/06/19	09/18/19	Jan-20	760,801	981,121	568,621	801,010	232,389	185,111		5,000		(0)		(0)					
C	TGJ Painting Total			34	3	03/06/19	09/18/19	Jan-20	760,801	981,121	568,621	801,010	232,389	185,111		5,000		(0)		(0)					
C	Margate School	N	Margate School	3	1	06/20/14	02/23/15	Dec-15	158,447	208,346	118,732	190,067	71,335	38,447		48,480		(0)	28,312	28,312					
C	Margate School	N Total		3	1	06/20/14	02/23/15	Dec-15	158,447	208,346	118,732	190,067	71,335	38,447		48,480		(0)	28,312	28,312					
C	Margate School Total			3	1	06/20/14	02/23/15	Dec-15	158,447	208,346	118,732	190,067	71,335	38,447		48,480		(0)	28,312	28,312					
C	Renew Therapeutic Massage	N	Renew Therapeutic Massage	2	1	09/16/16	01/31/17	Jul-17	40,454	60,680	34,151	55,617	21,466	5,454		390		(0)		(0)					
C	Renew Therapeutic Massage	N Total		2	1	09/16/16	01/31/17	Jul-17	40,454	60,680	34,151	55,617	21,466	5,454		390		(0)		(0)					
C	Renew Therapeutic Massage Total			2	1	09/16/16	01/31/17	Jul-17	40,454	60,680	34,151	55,617	21,466	5,454		390		(0)		(0)					
C	Climate Technologies	N	Climate Technologies	11	6	07/31/14	10/27/16	Dec-16	484,718	630,185	313,094	451,416	138,322	163,898	18,494	3,622		(0)		(0)					
C	Climate Technologies	N Total		11	6	07/31/14	10/27/16	Dec-16	484,718	630,185	313,094	451,416	138,322	163,898	18,494	3,622		(0)		(0)					
C	Climate Technologies Total			11	6	07/31/14	10/27/16	Dec-16	484,718	630,185	313,094	451,416	138,322	163,898	18,494	3,622		(0)		(0)					
C	BPN Management Services	N	BPN Management Services	15	5	09/20/18	06/26/19	Mar-20	65,555	83,017	49,102	70,719	21,617	7,927	8,120	3,750		(0)		(0)					
C	BPN Management Services	N Total		15	5	09/20/18	06/26/19	Mar-20	65,555	83,017	49,102	70,719	21,617	7,927	8,120	3,750		(0)		(0)					
C	BPN Management Services Total			15	5	09/20/18	06/26/19	Mar-20	65,555	83,017	49,102	70,719	21,617	7,927	8,120	3,750		(0)		(0)					
C	United American Builders	N	United American Builders	10	5	12/24/14	10/20/15	May-16	296,062	405,574	236,346	318,452	82,106	72,284	15,903	1,065		(0)		(0)					
C	United American Builders	N Total		10	5	12/24/14	10/20/15	May-16	296,062	405,574	236,346	318,452	82,106	72,284	15,903	1,065		(0)		(0)					
C	United American Builders Total			10	5	12/24/14	10/20/15	May-16	296,062	405,574	236,346	318,452	82,106	72,284	15,903	1,065		(0)		(0)					
C	Partly by Design	N	Partly by Design	3	1	07/14/16	02/08/17	Sep-17	850,000	1,150,000	710,768	1,041,229	330,461	125,828		17,057		(0)		(0)					
C	Partly by Design	N Total		3	1	07/14/16	02/08/17	Sep-17	850,000	1,150,000	710,768	1,041,229	330,461	125,828		17,057		(0)		(0)					
C	Partly by Design Total			3	1	07/14/16	02/08/17	Sep-17	850,000	1,150,000	710,768	1,041,229	330,461	125,828		17,057		(0)		(0)					
C	Rc Auto	N	Rc Auto	27	5	04/10/17	12/18/18	Jun-19	1,899,082	2,673,509	979,648	1,765,320	785,671	496,429	412,135	375		(0)		(0)					
C	Rc Auto	N Total		27	5	04/10/17	12/18/18	Jun-19	1,899,082	2,673,509	979,648	1,765,320	785,671	496,429	412,135	375		(0)		(0)					
C	Rc Auto Total			27	5	04/10/17	12/18/18	Jun-19	1,899,082	2,673,509	979,648	1,765,320	785,671	496,429	412,135	375		(0)		(0)					
C	Premium Home Services	N	Premium Home Services	2	1	08/07/19	12/18/19	Apr-20	100,000	133,500	76,192	108,412	32,220	22,273	2,815			(0)		(0)					
C	Premium Home Services	N Total		2	1	08/07/19	12/18/19	Apr-20	100,000	133,500	76,192	108,412	32,220	22,273	2,815			(0)		(0)					
C	Premium Home Services	Y	Premium Home Services	1	-	01/21/20	01/21/20	Apr-20	17,500	22,225	16,975	22,225	5,250	-	-			-		-					
C	Premium Home Services	Y Total		1	-	01/21/20	01/21/20	Apr-20	17,500	22,225	16,975	22,225	5,250	-	-			-		-					
C	Premium Home Services Total			3	1	08/07/19	01/21/20	Apr-20	117,500	155,725	93,167	130,637	37,470	22,273	2,815			(0)		(0)					
C	Park Pain and Rehab Center	N	Park Pain and Rehab Center	33	3	10/05/18	06/05/19	Sep-19	193,000	252,360	168,066	227,496	59,430	24,864				(0)		(0)					

Securities and Exchange Commission, Plaintiff,
v.
Complete Business Solutions Group, Inc. d/b/a Par Funding et. al., Defendants.
CASE NO. 9:20-cv-81205
UNITED STATES DISTRICT COURT
SOUTHERN DISTRICT OF FLORIDA

Category C - Detail of CBSG MCA Suites Activity for the period from 2012 through July 27, 2020

Source: MCA Suites										Total Advances and Repayments per MCA Suites		Cash Advances and Repayments per MCA Suites			Transactional Data per MCA Suites				A/R Balance (Note 10)		
Category (Note 1)	Merchant Grouping (Note 11)	Funded After 01/01/20	Merchant Name (Note 8)	Total # of Deals (Note 2)	Deals with Reioad (Note 3)	First Funding Date (Note 12)	Last Funding Date (Note 12)	Month of Last Payment (Note 13)	Advance Amount (Note 4)	Payback (Note 5)	Net Cash Advanced (Note 6)	Total Cash Repayments (Note 7)	Net Cash Surplus (Deficit)	Total Reload (Note 9)	Total Write-off (Note 8)	Total Fee (Note 8)	Total Collections 06/2020-07/27/2020 (Note 7)	Active A/R	Default A/R	Total A/R	
																					A
C	Park Pain and Rehab Center	N Total		33	3	10/05/18	06/05/19	Sep-19	193,000	252,360	168,066	227,496	59,430	24,864				(0)		(0)	
C	Park Pain and Rehab Center Total			33	3	10/05/18	06/05/19	Sep-19	193,000	252,360	168,066	227,496	59,430	24,864				(0)		(0)	
C	Jodison Prime Care	N	Jodison Prime Care	3	1	05/04/18	08/02/18	Jan-19	118,635	152,594	88,532	131,382	42,850	28,635	7,424			(0)		(0)	
C	Jodison Prime Care Total	N Total		3	1	05/04/18	08/02/18	Jan-19	118,635	152,594	88,532	131,382	42,850	28,635	7,424			(0)		(0)	
C	Farmers Insurance	N	Farmers Insurance	16	2	07/25/18	10/18/18	Feb-19	56,472	80,228	56,402	87,825	31,423	-	7,597			(0)		(0)	
C	Farmers Insurance Total	N Total		16	2	07/25/18	10/18/18	Feb-19	56,472	80,228	56,402	87,825	31,423	-	7,597			(0)		(0)	
C	MK Beauty Supply	N	MK Beauty Supply	18	4	06/05/17	07/20/18	Mar-19	182,415	253,005	95,765	168,830	73,065	84,675	500			(0)		(0)	
C	MK Beauty Supply Total	N Total		18	4	06/05/17	07/20/18	Mar-19	182,415	253,005	95,765	168,830	73,065	84,675	500			(0)		(0)	
C	Bwise Radon	N	Bwise Radon	23	2	12/27/18	05/09/19	Aug-19	114,000	151,960	101,888	141,083	39,195	10,912	35			(0)		(0)	
C	Bwise Radon Total	N Total		23	2	12/27/18	05/09/19	Aug-19	114,000	151,960	101,888	141,083	39,195	10,912	35			(0)		(0)	
C	Belltown Printing (Minuteman Press)	N	Belltown Printing (Minuteman Press)	21	2	11/15/18	04/24/19	May-19	223,265	289,421	193,715	263,016	69,301	26,480	75			(0)		(0)	
C	Belltown Printing (Minuteman Press) Total	N Total		21	2	11/15/18	04/24/19	May-19	223,265	289,421	193,715	263,016	69,301	26,480	75			(0)		(0)	
C	Team Jeweler	N	Team Jeweler	22	1	02/27/19	07/03/19	Sep-19	77,672	103,566	68,337	94,266	25,929	9,300				(0)		(0)	
C	Team Jeweler Total	N Total		22	1	02/27/19	07/03/19	Sep-19	77,672	103,566	68,337	94,266	25,929	9,300				(0)		(0)	
C	Moving Memories (DC Studios)	N	Moving Memories (DC Studios)	15	3	10/09/18	02/28/19	Mar-20	51,784	62,363	29,420	34,928	5,508	22,294	5,866	725			(0)	(0)	
C	Moving Memories (DC Studios) Total	N Total		15	3	10/09/18	02/28/19	Mar-20	51,784	62,363	29,420	34,928	5,508	22,294	5,866	725			(0)	(0)	
C	MD4U Inc	N	MD4U Inc	24	1	07/31/19	12/31/19	Feb-20	53,637	71,310	53,512	72,604	19,092	4,596				(5,890)		(5,890)	
C	MD4U Inc Total	N Total		24	1	07/31/19	12/31/19	Feb-20	53,637	71,310	53,512	72,604	19,092	4,596				(5,890)		(5,890)	
C	MD4U Inc	Y	MD4U Inc	5	-	01/08/20	03/02/20	Jul-20	19,363	26,740	18,963	21,000	2,037		150	6,330			5,890		
C	MD4U Inc Total	Y Total		5	-	01/08/20	03/02/20	Jul-20	19,363	26,740	18,963	21,000	2,037		150	6,330			5,890		
C	Albarede & Associates	N	Albarede & Associates	14	12	09/13/13	08/07/18	Dec-19	175,120	237,283	94,876	161,493	66,617	77,981	960	3,150			(0)	(0)	
C	Albarede & Associates Total	N Total		14	12	09/13/13	08/07/18	Dec-19	175,120	237,283	94,876	161,493	66,617	77,981	960	3,150			(0)	(0)	
C	Sven Pro Sound	Y	Sven Pro Sound	3	2	01/16/20	03/16/20	Jun-20	137,643	165,172	80,000	83,469	3,469	57,643	25,559	1,500	50,000			(0)	
C	Sven Pro Sound Total	Y Total		3	2	01/16/20	03/16/20	Jun-20	137,643	165,172	80,000	83,469	3,469	57,643	25,559	1,500	50,000			(0)	
C	Suitcase of Dreams	N	Suitcase of Dreams	14	2	08/17/18	11/02/18	Oct-19	56,746	76,145	53,258	67,411	14,153	11,900	6,676	9,842			(0)	(0)	
C	Suitcase of Dreams Total	N Total		14	2	08/17/18	11/02/18	Oct-19	56,746	76,145	53,258	67,411	14,153	11,900	6,676	9,842			(0)	(0)	
C	US Hardwood and Carpet	N	US Hardwood and Carpet	4	1	01/17/18	12/20/18	Dec-19	150,000	205,900	129,125	178,184	49,059	19,407	12,359	4,050			(0)	(0)	
C	US Hardwood and Carpet Total	N Total		4	1	01/17/18	12/20/18	Dec-19	150,000	205,900	129,125	178,184	49,059	19,407	12,359	4,050			(0)	(0)	
C	SRF and Company	N	SRF and Company	8	7	11/09/18	11/25/19	Jan-20	171,614	218,662	118,894	130,099	11,205	88,563					(0)	(0)	
C	SRF and Company Total	N Total		8	7	11/09/18	11/25/19	Jan-20	171,614	218,662	118,894	130,099	11,205	88,563					(0)	(0)	
C	Pro Line Pumping	N	Pro Line Pumping	7	3	09/13/17	09/11/19	Jun-20	407,103	539,838	355,750	485,898	130,148	46,485	9,931	2,475	9,600			(0)	
C	Pro Line Pumping Total	N Total		7	3	09/13/17	09/11/19	Jun-20	407,103	539,838	355,750	485,898	130,148	46,485	9,931	2,475	9,600			(0)	
C	Rigney Forrest Resources	N	Rigney Forrest Resources	3	1	01/31/13	11/29/13	Apr-14	40,887	57,976	39,742	58,802	19,060	346	10,364			(0)	9,192	9,192	
C	Rigney Forrest Resources Total	N Total		3	1	01/31/13	11/29/13	Apr-14	40,887	57,976	39,742	58,802	19,060	346	10,364			(0)	9,192	9,192	
C	New Dominion Capital Funding	N	New Dominion Capital Funding	22	2	11/21/18	03/27/19	Mar-20	89,630	119,762	82,445	113,507	31,062	7,080	825			(0)		(0)	

Securities and Exchange Commission, Plaintiff,
v.
Complete Business Solutions Group, Inc. d/b/a Par Funding et. al., Defendants.
CASE NO. 9:20-cv-81205
UNITED STATES DISTRICT COURT
SOUTHERN DISTRICT OF FLORIDA

Category C - Detail of CMSG MCA Suites Activity for the period from 2012 through July 27, 2020

Source: MCA Suites										Total Advances and Repayments per MCA Suites		Cash Advances and Repayments per MCA Suites			Transactional Data per MCA Suites				A/R Balance (Note 10)		
Category (Note 1)	Merchant Grouping (Note 11)	Funded After 01/01/20	Merchant Name (Note 8)	Total # of Deals (Note 2)	Deals with Reload (Note 3)	First Funding Date (Note 12)	Last Funding Date (Note 12)	Month of Last Payment (Note 13)	Advance Amount (Note 4)	Payback (Note 5)	Net Cash Advanced (Note 6)	Total Cash Repayments (Note 7)	E = D-C	Total Reload (Note 9)	Total Write-off (Note 8)	Total Fee (Note 8)	Total Collections 06/2020-07/27/2020 (Note 7)	Active A/R	Default A/R	Total A/R	
																					A
C	New Dominion Capital Fundinc	N Total		22	2	11/21/18	03/27/19	Mar-20	89,630	119,762	82,445	113,507	31,062	7,080		825		(0)		(0)	
C	New Dominion Capital Funding	Total		22	2	11/21/18	03/27/19	Mar-20	89,630	119,762	82,445	113,507	31,062	7,080		825		(0)		(0)	
C	Mukai and Co	N	Mukai and Cc	12	1	10/22/19	12/31/19	Mar-20	39,028	52,138	38,893	48,596	9,903	3,617		75		(0)		(0)	
C	Mukai and Co	N Total		12	1	10/22/19	12/31/19	Mar-20	39,028	52,138	38,893	48,596	9,903	3,617		75		(0)		(0)	
C	Mukai and Co	Y	Mukai and Cc	11	-	01/07/20	03/10/20	May-20	30,205	39,127	26,553	39,127	12,573					(0)		0	
C	Mukai and Co	Y Total		11	-	01/07/20	03/10/20	May-20	30,205	39,127	26,553	39,127	12,573					(0)		0	
C	Mukai and Co Total			23	1	10/22/19	03/10/20	May-20	69,233	91,265	65,446	87,723	22,477	3,617		75		(0)		(0)	
C	Laurel Fertility Care	N	Laurel Fertility Care	3	2	05/31/13	12/20/13	Apr-19	255,063	346,270	190,652	290,229	99,577	60,826		3,250		(0)	(1,536)	(1,536)	
C	Laurel Fertility Care	N Total		3	2	05/31/13	12/20/13	Apr-19	255,063	346,270	190,652	290,229	99,577	60,826		3,250		(0)	(1,536)	(1,536)	
C	Laurel Fertility Care Total			3	2	05/31/13	12/20/13	Apr-19	255,063	346,270	190,652	290,229	99,577	60,826		3,250		(0)	(1,536)	(1,536)	
C	Pais Auto Body	N	Pais Auto Body	13	1	12/15/17	04/12/18	May-18	133,907	195,668	87,006	73,981	(13,025)	44,907		225		(0)	77,005	77,005	
C	Pais Auto Body	N Total		13	1	12/15/17	04/12/18	May-18	133,907	195,668	87,006	73,981	(13,025)	44,907		225		(0)	77,005	77,005	
C	Pais Auto Body Total			13	1	12/15/17	04/12/18	May-18	133,907	195,668	87,006	73,981	(13,025)	44,907		225		(0)	77,005	77,005	
C	Paris Ballet and Dance	N	Paris Ballet and Dance	20	1	01/31/19	05/30/19	Aug-19	75,341	102,117	70,281	97,777	27,496	4,340				(0)		(0)	
C	Paris Ballet and Dance	N Total		20	1	01/31/19	05/30/19	Aug-19	75,341	102,117	70,281	97,777	27,496	4,340				(0)		(0)	
C	Paris Ballet and Dance Total			20	1	01/31/19	05/30/19	Aug-19	75,341	102,117	70,281	97,777	27,496	4,340				(0)		(0)	
C	Limo Service	N	Limo Service	13	1	06/14/17	09/27/17	May-18	68,504	99,156	41,155	73,152	31,997	26,004				(0)		(0)	
C	Limo Service	N Total		13	1	06/14/17	09/27/17	May-18	68,504	99,156	41,155	73,152	31,997	26,004				(0)		(0)	
C	Limo Service Total			13	1	06/14/17	09/27/17	May-18	68,504	99,156	41,155	73,152	31,997	26,004				(0)		(0)	
C	Network Salon Services	N	Network Salon Services	16	11	03/26/15	03/21/16	Apr-16	3,575,842	4,945,222	1,264,220	1,729,893	465,673	2,145,714		80,905		(0)	1,150,521	1,150,521	
C	Network Salon Services	N Total		16	11	03/26/15	03/21/16	Apr-16	3,575,842	4,945,222	1,264,220	1,729,893	465,673	2,145,714		80,905		(0)	1,150,521	1,150,521	
C	Network Salon Services Total			16	11	03/26/15	03/21/16	Apr-16	3,575,842	4,945,222	1,264,220	1,729,893	465,673	2,145,714		80,905		(0)	1,150,521	1,150,521	
C	Gigi Restaurant & Lounge (319 Bit Inc)	N	Gigi Restaurant & Lounge (319 Bit Inc)	3	2	11/02/12	06/11/13	Sep-14	118,083	147,889	57,500	103,463	45,963	53,316		8,890		(0)		(0)	
C	Gigi Restaurant & Lounge (319 Bit Inc)	N Total		3	2	11/02/12	06/11/13	Sep-14	118,083	147,889	57,500	103,463	45,963	53,316		8,890		(0)		(0)	
C	Gigi Restaurant & Lounge (319 Bit Inc) Total			3	2	11/02/12	06/11/13	Sep-14	118,083	147,889	57,500	103,463	45,963	53,316		8,890		(0)		(0)	
C	Jeffs Complete Pool Service	N	Jeffs Complete Pool Service	5	3	02/26/16	06/22/17	Jan-18	308,979	436,204	213,879	347,068	133,189	89,886		750		(0)		(0)	
C	Jeffs Complete Pool Service	N Total		5	3	02/26/16	06/22/17	Jan-18	308,979	436,204	213,879	347,068	133,189	89,886		750		(0)		(0)	
C	Jeffs Complete Pool Service Total			5	3	02/26/16	06/22/17	Jan-18	308,979	436,204	213,879	347,068	133,189	89,886		750		(0)		(0)	
C	Glendora Florist	N	Glendora Florist	34	4	01/23/18	05/21/19	Dec-19	314,809	416,091	170,827	274,890	104,062	29,543	113,234	1,575		(0)		(0)	
C	Glendora Florist	N Total		34	4	01/23/18	05/21/19	Dec-19	314,809	416,091	170,827	274,890	104,062	29,543	113,234	1,575		(0)		(0)	
C	Glendora Florist Total			34	4	01/23/18	05/21/19	Dec-19	314,809	416,091	170,827	274,890	104,062	29,543	113,234	1,575		(0)		(0)	
C	East Coast Truck	N	East Coast Truck	21	2	04/04/17	10/05/17	Sep-18	656,294	920,304	411,060	443,816	32,756	241,442		600		(0)	235,647	235,647	
C	East Coast Truck	N Total		21	2	04/04/17	10/05/17	Sep-18	656,294	920,304	411,060	443,816	32,756	241,442		600		(0)	235,647	235,647	
C	East Coast Truck Total			21	2	04/04/17	10/05/17	Sep-18	656,294	920,304	411,060	443,816	32,756	241,442		600		(0)	235,647	235,647	
C	Clubx	N	Clubx	3	2	10/26/18	03/29/19	Jan-19	66,953	81,946	27,683	16,945	(10,738)	39,271		100		(0)	25,831	25,831	
C	Clubx	N Total		3	2	10/26/18	03/29/19	Jan-19	66,953	81,946	27,683	16,945	(10,738)	39,271		100		(0)	25,831	25,831	
C	Clubx Total			3	2	10/26/18	03/29/19	Jan-19	66,953	81,946	27,683	16,945	(10,738)	39,271		100		(0)	25,831	25,831	
C	Christopher Brittain Signs	N	Christopher Brittain Signs	13	1	03/30/18	06/19/18	Dec-18	53,167	77,250	35,745	55,381	19,636	16,427		1,402		(0)	6,845	6,845	
C	Christopher Brittain Signs	N Total		13	1	03/30/18	06/19/18	Dec-18	53,167	77,250	35,745	55,381	19,636	16,427		1,402		(0)	6,845	6,845	
C	Christopher Brittain Signs Total			13	1	03/30/18	06/19/18	Dec-18	53,167	77,250	35,745	55,381	19,636	16,427		1,402		(0)	6,845	6,845	
C	Fantastic Sams Hair Salon	N	Fantastic Sams Hair Salon	3	2	01/11/18	05/25/18	Aug-18	69,145	97,403	35,700	45,239	9,539	31,645		4,875		(0)	25,394	25,394	
C	Fantastic Sams Hair Salon	N Total		3	2	01/11/18	05/25/18	Aug-18	69,145	97,403	35,700	45,239	9,539	31,645		4,875		(0)	25,394	25,394	
C	Fantastic Sams Hair Salon Total			3	2	01/11/18	05/25/18	Aug-18	69,145	97,403	35,700	45,239	9,539	31,645		4,875		(0)	25,394	25,394	
C	Danville Optometric Group	N	Danville Optometric Group	5	2	09/10/18	10/01/18	Dec-18	53,992	73,388	53,957	77,638	23,682	-		4,250		(0)		(0)	
C	Danville Optometric Group	N Total		5	2	09/10/18	10/01/18	Dec-18	53,992	73,388	53,957	77,638	23,682	-		4,250		(0)		(0)	
C	Danville Optometric Group Total			5	2	09/10/18	10/01/18	Dec-18	53,992	73,388	53,957	77,638	23,682	-		4,250		(0)		(0)	
C	Brand Name Distributors	N	Brand Name Distributors	3	2	04/13/18	08/14/18	Nov-18	175,000	241,250	129,583	114,378	(15,205)	41,046		4,325		(0)	90,151	90,151	

Securities and Exchange Commission, Plaintiff,
 v.
 Complete Business Solutions Group, Inc. d/b/a Par Funding et. al., Defendants.
 CASE NO. 9:20-cv-81205
 UNITED STATES DISTRICT COURT
 SOUTHERN DISTRICT OF FLORIDA

Category C - Detail of CBSG MCA Suites Activity for the period from 2012 through July 27, 2020

Source: MCA Suites										Total Advances and Repayments per MCA Suites		Cash Advances and Repayments per MCA Suites			Transactional Data per MCA Suites				A/R Balance (Note 10)		
Category (Note 1)	Merchant Grouping (Note 11)	Funded After 01/01/20	Merchant Name (Note 8)	Total # of Deals (Note 2)	Deals with Reioad (Note 3)	First Funding Date (Note 12)	Last Funding Date (Note 12)	Month of Last Payment (Note 13)	Advance Amount (Note 4)	Payback (Note 5)	Net Cash Advanced (Note 6)	Total Cash Repayments (Note 7)	E = D-C	Total Reload (Note 9)	Total Write-off (Note 8)	Total Fee (Note 8)	Total Collections 06/2020-07/27/2020 (Note 7)	Active A/R	Default A/R	Total A/R	
																					A
C	Brand Name Distributors	N Total		3	2	04/13/18	08/14/18	Nov-18	175,000	241,250	129,583	114,378	(15,205)	41,046		4,325		(0)	90,151	90,151	
C	Brand Name Distributors Total			3	2	04/13/18	08/14/18	Nov-18	175,000	241,250	129,583	114,378	(15,205)	41,046		4,325		(0)	90,151	90,151	
C	All Florida Title Company	N	All Florida Title Company	21	1	08/20/18	11/28/18	Aug-19	77,515	102,881	47,033	74,384	27,351	2,682	27,765	1,950		(0)		(0)	
C	All Florida Title Company Total			21	1	08/20/18	11/28/18	Aug-19	77,515	102,881	47,033	74,384	27,351	2,682	27,765	1,950		(0)		(0)	
C	All Brevard Electrical Service	N	All Brevard Electrical Service	19	1	10/23/18	02/13/19	Jul-20	155,265	213,721	138,463	160,631	22,168	13,767	41,723	2,400	50,100		(0)	(0)	
C	All Brevard Electrical Service Total			19	1	10/23/18	02/13/19	Jul-20	155,265	213,721	138,463	160,631	22,168	13,767	41,723	2,400	50,100		(0)	(0)	
C	101 Liquors	N	101 Liquors	31	13	01/18/13	08/17/17	Oct-19	781,339	950,953	709,950	856,312	146,362	69,327	46,628	21,314		(0)	(0)	(0)	
C	101 Liquors Total			31	13	01/18/13	08/17/17	Oct-19	781,339	950,953	709,950	856,312	146,362	69,327	46,628	21,314		(0)	(0)	(0)	
C	Branches of Hope	N	Branches of Hope	15	1	12/03/18	03/04/19	Jun-19	97,704	134,035	97,669	128,610	30,941	7,375	1,950		(0)	(0)	(0)		
C	Branches of Hope Total			15	1	12/03/18	03/04/19	Jun-19	97,704	134,035	97,669	128,610	30,941	7,375	1,950		(0)	(0)	(0)		
C	Builders Display	N	Builders Display	33	1	09/28/17	04/26/18	Oct-18	199,379	294,860	188,291	284,767	96,475	10,093			(0)	(0)	(0)		
C	Builders Display Total			33	1	09/28/17	04/26/18	Oct-18	199,379	294,860	188,291	284,767	96,475	10,093			(0)	(0)	(0)		
C	Bills Seafood Restaurant	N	Bills Seafood Restaurant	26	2	03/25/19	08/19/19	Jan-20	236,400	311,810	213,931	291,546	77,615	11,407	8,857		(0)	(0)	(0)		
C	Bills Seafood Restaurant Total			26	2	03/25/19	08/19/19	Jan-20	236,400	311,810	213,931	291,546	77,615	11,407	8,857		(0)	(0)	(0)		
C	CR Stelling	N	CR Stelling	18	3	09/17/14	06/09/17	Jul-17	1,138,857	1,531,202	1,057,137	1,216,459	159,321	70,379	343,582		(0)	587,946	587,946		
C	CR Stelling Total			18	3	09/17/14	06/09/17	Jul-17	1,138,857	1,531,202	1,057,137	1,216,459	159,321	70,379	343,582		(0)	587,946	587,946		
C	Ars Industries	N	Ars Industries	6	3	01/03/14	11/01/16	Jan-20	211,637	296,692	136,872	213,589	76,717	68,637	12,548		(0)	27,013	27,013		
C	Ars Industries Total			6	3	01/03/14	11/01/16	Jan-20	211,637	296,692	136,872	213,589	76,717	68,637	12,548		(0)	27,013	27,013		
C	Treasures Of Joy	N	Treasures Of Joy	4	3	08/17/17	12/18/17	Feb-19	103,138	150,443	61,011	94,172	33,161	40,137	300		(0)	16,434	16,434		
C	Treasures Of Joy Total			4	3	08/17/17	12/18/17	Feb-19	103,138	150,443	61,011	94,172	33,161	40,137	300		(0)	16,434	16,434		
C	Copperfield Goodyear	N	Copperfield Goodyear	7	5	12/18/15	05/16/17	Apr-18	277,167	367,751	190,518	287,203	96,684	84,703	4,155		(0)	(0)	(0)		
C	Copperfield Goodyear Total			7	5	12/18/15	05/16/17	Apr-18	277,167	367,751	190,518	287,203	96,684	84,703	4,155		(0)	(0)	(0)		
C	Specialty Concrete Services	N	Specialty Concrete Services	11	1	07/10/18	09/17/18	Dec-18	80,384	112,051	76,939	110,196	33,257	2,380	525		(0)	(0)	(0)		
C	Specialty Concrete Services Total			11	1	07/10/18	09/17/18	Dec-18	80,384	112,051	76,939	110,196	33,257	2,380	525		(0)	(0)	(0)		
C	Iredia O Enaiho (Iredia Marketing)	N	Iredia O Enaiho (Iredia Marketing)	23	2	07/19/19	11/22/19	Feb-20	54,265	72,148	53,758	63,962	10,204	8,185			(0)	(0)	(0)		
C	Iredia O Enaiho (Iredia Marketing) Total			23	2	07/19/19	11/22/19	Feb-20	54,265	72,148	53,758	63,962	10,204	8,185			(0)	(0)	(0)		
C	Iredia O Enaiho (Iredia Marketing)	Y	Iredia O Enaiho (Iredia Marketing)	1	-	01/17/20	01/17/20	Jun-20	20,000	22,000	12,176	19,325	7,149		2,675	4,600		-	-		
C	Iredia O Enaiho (Iredia Marketing) Total			1	-	01/17/20	01/17/20	Jun-20	20,000	22,000	12,176	19,325	7,149		2,675	4,600		-	-		
C	Terry Mooney Construction	N	Terry Mooney Construction	20	1	03/10/17	12/21/17	May-18	415,546	613,819	391,549	598,723	207,174	18,867	3,771		(0)	(0)	(0)		
C	Terry Mooney Construction Total			20	1	03/10/17	12/21/17	May-18	415,546	613,819	391,549	598,723	207,174	18,867	3,771		(0)	(0)	(0)		
C	Sugarcube	N	Sugarcube	19	8	12/07/17	11/15/19	Jan-20	380,956	495,526	159,196	246,968	87,772	123,727	124,981	150		0	0		
C	Sugarcube Total			19	8	12/07/17	11/15/19	Jan-20	380,956	495,526	159,196	246,968	87,772	123,727	124,981	150		0	0		
C	Vergennes Laundry By Ck	N	Vergennes Laundry By Ck	26	3	08/01/18	12/11/18	Jan-19	88,614	122,466	54,173	89,164	34,991	33,377	75		(0)	(0)	(0)		
C	Vergennes Laundry By Ck Total			26	3	08/01/18	12/11/18	Jan-19	88,614	122,466	54,173	89,164	34,991	33,377	75		(0)	(0)	(0)		

Securities and Exchange Commission, Plaintiff,
v.
Complete Business Solutions Group, Inc. d/b/a Par Funding et. al., Defendants.
CASE NO. 9:20-cv-81205
UNITED STATES DISTRICT COURT
SOUTHERN DISTRICT OF FLORIDA

Category C - Detail of CBSG MCA Suites Activity for the period from 2012 through July 27, 2020

Source: MCA Suites

Category (Note 1)	Merchant Grouping (Note 11)	Funded After 01/01/20	Merchant Name (Note 8)	Total # of Deals (Note 2)	Deals with Reload (Note 3)	First Funding Date (Note 12)	Last Funding Date (Note 12)	Month of Last Payment (Note 13)	Total Advances and Repayments per MCA Suites		Cash Advances and Repayments per MCA Suites			Transactional Data per MCA Suites				A/R Balance (Note 10)		
									A	B	C	D	E = D-C	F	G	H	I	J	K	L = J+K
									Advance Amount (Note 4)	Payback (Note 5)	Net Cash Advanced (Note 6)	Total Cash Repayments (Note 7)	Net Cash Surplus (Deficit)	Total Reload (Note 9)	Total Write-off (Note 8)	Total Fee (Note 8)	Total Collections 06/2020-07/27/2020 (Note 7)	Active A/R	Default A/R	Total A/R
C	Vergennes Laundry By Ck Total			26	3	08/01/18	12/11/18	Jan-19	88,614	122,466	54,173	89,164	34,991	33,377		75		(0)		(0)
C	SCT of Ohio (SCT Direct)	N	SCT of Ohio (SCT Direct)	12	2	02/25/19	08/28/19	Apr-20	285,630	377,101	197,138	234,734	37,597	86,723	56,769	1,125		(0)		(0)
C	SCT of Ohio (SCT Direct) N Total			12	2	02/25/19	08/28/19	Apr-20	285,630	377,101	197,138	234,734	37,597	86,723	56,769	1,125		(0)		(0)
C	SCT of Ohio (SCT Direct) Total			12	2	02/25/19	08/28/19	Apr-20	285,630	377,101	197,138	234,734	37,597	86,723	56,769	1,125		(0)		(0)
C	M Elliot Strong and Associates	N	M Elliot Strong and Associates	21	2	09/12/18	01/09/19	Feb-19	108,818	146,625	98,556	136,773	38,217	10,227		375		(0)		(0)
C	M Elliot Strong and Associates N Total			21	2	09/12/18	01/09/19	Feb-19	108,818	146,625	98,556	136,773	38,217	10,227		375		(0)		(0)
C	M Elliot Strong and Associates Total			21	2	09/12/18	01/09/19	Feb-19	108,818	146,625	98,556	136,773	38,217	10,227		375		(0)		(0)
C	Government Data Resources	N	Government Data Resources	4	3	10/21/13	10/07/14	Jan-16	225,238	317,165	111,092	184,444	73,352	110,238		13,589		(0)	36,072	36,072
C	Government Data Resources N Total			4	3	10/21/13	10/07/14	Jan-16	225,238	317,165	111,092	184,444	73,352	110,238		13,589		(0)	36,072	36,072
C	Government Data Resources Total			4	3	10/21/13	10/07/14	Jan-16	225,238	317,165	111,092	184,444	73,352	110,238		13,589		(0)	36,072	36,072
C	360 Express Collision and Detailing	N	360 Express Collision and Detailing	2	1	12/30/19	12/30/19	Feb-20	23,441	29,996	22,406	18,596	(3,810)	11,957				(557)		(557)
C	360 Express Collision and Detailing N Total			2	1	12/30/19	12/30/19	Feb-20	23,441	29,996	22,406	18,596	(3,810)	11,957				(557)		(557)
C	360 Express Collision and Detailing	Y	360 Express Collision and Detailing	4	1	01/06/20	01/27/20	Jun-20	33,766	45,584	33,766	48,217	14,451	(11,957)	11,867	3,100	20,100	557		557
C	360 Express Collision and Detailing Y Total			4	1	01/06/20	01/27/20	Jun-20	33,766	45,584	33,766	48,217	14,451	(11,957)	11,867	3,100	20,100	557		557
C	360 Express Collision and Detailing Total			6	2	12/30/19	01/27/20	Jun-20	57,207	75,579	56,172	66,813	10,641	-	11,867	3,100	20,100	(0)		(0)
C	Dougherty Sprague Environmental	N	Dougherty Sprague Environmental	11	7	04/26/13	06/27/18	Sep-18	559,280	755,710	396,202	607,205	211,003	154,299		5,794		(0)		(0)
C	Dougherty Sprague Environmental N Total			11	7	04/26/13	06/27/18	Sep-18	559,280	755,710	396,202	607,205	211,003	154,299		5,794		(0)		(0)
C	Dougherty Sprague Environmental Total			11	7	04/26/13	06/27/18	Sep-18	559,280	755,710	396,202	607,205	211,003	154,299		5,794		(0)		(0)
C	Corporate Management Consultants	N	Corporate Management Consultants	26	3	07/13/18	12/11/18	Jan-19	240,600	328,080	194,690	284,178	89,487	44,128		225		(0)		(0)
C	Corporate Management Consultants N Total			26	3	07/13/18	12/11/18	Jan-19	240,600	328,080	194,690	284,178	89,487	44,128		225		(0)		(0)
C	Corporate Management Consultants Total			26	3	07/13/18	12/11/18	Jan-19	240,600	328,080	194,690	284,178	89,487	44,128		225		(0)		(0)
C	Gofer Delivery Services	N	Gofer Delivery Services	17	1	09/12/18	02/28/19	Apr-20	129,362	164,719	81,538	84,266	2,728	47,789		950		(0)	33,615	33,615
C	Gofer Delivery Services N Total			17	1	09/12/18	02/28/19	Apr-20	129,362	164,719	81,538	84,266	2,728	47,789		950		(0)	33,615	33,615
C	Gofer Delivery Services Total			17	1	09/12/18	02/28/19	Apr-20	129,362	164,719	81,538	84,266	2,728	47,789		950		(0)	33,615	33,615
C	Lay Bare Waxing Salon	N	Lay Bare Waxing Salon	37	2	03/30/18	08/19/19	Dec-19	140,914	197,930	125,851	190,914	65,063	7,016				(0)		(0)
C	Lay Bare Waxing Salon N Total			37	2	03/30/18	08/19/19	Dec-19	140,914	197,930	125,851	190,914	65,063	7,016				(0)		(0)
C	Lay Bare Waxing Salon Total			37	2	03/30/18	08/19/19	Dec-19	140,914	197,930	125,851	190,914	65,063	7,016				(0)		(0)
C	Glass Doctor Cherrydade	N	Glass Doctor Cherrydade	24	1	03/20/18	11/15/19	Feb-20	203,900	277,723	155,885	230,703	74,818	1,700	45,320			(0)		(0)
C	Glass Doctor Cherrydade N Total			24	1	03/20/18	11/15/19	Feb-20	203,900	277,723	155,885	230,703	74,818	1,700	45,320			(0)		(0)
C	Glass Doctor Cherrydade Total			24	1	03/20/18	11/15/19	Feb-20	203,900	277,723	155,885	230,703	74,818	1,700	45,320			(0)		(0)
C	TW Systems	N	TW Systems	25	2	07/08/19	12/09/19	Jan-20	106,735	139,142	96,625	127,651	31,026	16,567		5,075		0		0
C	TW Systems N Total			25	2	07/08/19	12/09/19	Jan-20	106,735	139,142	96,625	127,651	31,026	16,567		5,075		0		0
C	TW Systems Y	Y	TW Systems	42	-	01/09/20	05/06/20	Jun-20	114,994	151,242	108,313	151,617	43,305				13,185		(0)	(0)
C	TW Systems Y Total			42	-	01/09/20	05/06/20	Jun-20	114,994	151,242	108,313	151,617	43,305				13,185		(0)	(0)
C	TW Systems Total			67	2	07/08/19	05/06/20	Jun-20	221,729	290,384	204,938	279,268	74,330	16,567		5,450		(0)		(0)
C	Prestige Auto Body	N	Prestige Auto Body	9	1	08/08/18	06/28/19	Jan-19	203,884	253,639	110,565	75,225	(35,340)	93,319		8,225		(0)	93,319	93,319
C	Prestige Auto Body N Total			9	1	08/08/18	06/28/19	Jan-19	203,884	253,639	110,565	75,225	(35,340)	93,319		8,225		(0)	93,319	93,319

Securities and Exchange Commission, Plaintiff,
v.
Complete Business Solutions Group, Inc. d/b/a Par Funding et. al., Defendants.
CASE NO. 9:20-cv-81205
UNITED STATES DISTRICT COURT
SOUTHERN DISTRICT OF FLORIDA

Category C - Detail of CBSG MCA Suites Activity for the period from 2012 through July 27, 2020

Source: MCA Suites										Total Advances and Repayments per MCA Suites		Cash Advances and Repayments per MCA Suites			Transactional Data per MCA Suites				A/R Balance (Note 10)		
Category (Note 1)	Merchant Grouping (Note 11)	Funded After 01/01/20	Merchant Name (Note 8)	Total # of Deals (Note 2)	Deals with Reload (Note 3)	First Funding Date (Note 12)	Last Funding Date (Note 12)	Month of Last Payment (Note 13)	Advance Amount (Note 4)	Payback (Note 5)	Net Cash Advanced (Note 6)	Total Cash Repayments (Note 7)	E = D-C	Total Reload (Note 9)	Total Write-off (Note 8)	Total Fee (Note 8)	Total Collections 06/2020-07/27/2020 (Note 7)	Active A/R	Default A/R	Total A/R	
																					A
C	Prestige Auto Body			9	1	08/08/18	06/28/19	Jan-19	203,884	253,639	110,565	75,225	(35,340)	93,319		8,225		(0)	93,319	93,319	
C	Recreation Usa	N	Recreation Usa	9	2	04/26/18	09/20/19	Oct-19	722,167	926,534	686,657	828,724	142,066	31,051	66,759		(0)	(0)	(0)	(0)	
C	Recreation Usa	N Total		9	2	04/26/18	09/20/19	Oct-19	722,167	926,534	686,657	828,724	142,066	31,051	66,759		(0)	(0)	(0)	(0)	
C	Recreation Usa			9	2	04/26/18	09/20/19	Oct-19	722,167	926,534	686,657	828,724	142,066	31,051	66,759		(0)	(0)	(0)	(0)	
C	KSC LLC	N	KSC LLC	12	1	12/20/18	03/29/19	Oct-19	164,052	200,779	98,793	84,588	(14,205)	8,850	53,157	725	(0)	54,909	54,909		
C	KSC LLC	N Total		12	1	12/20/18	03/29/19	Oct-19	164,052	200,779	98,793	84,588	(14,205)	8,850	53,157	725	(0)	54,909	54,909		
C	KSC LLC			12	1	12/20/18	03/29/19	Oct-19	164,052	200,779	98,793	84,588	(14,205)	8,850	53,157	725	(0)	54,909	54,909		
C	Give Back Auctions	N	Give Back Auctions	6	4	03/23/17	07/26/18	May-19	242,680	331,485	136,823	228,052	91,229	104,708	1,275		(0)	(0)	(0)		
C	Give Back Auctions	N Total		6	4	03/23/17	07/26/18	May-19	242,680	331,485	136,823	228,052	91,229	104,708	1,275		(0)	(0)	(0)		
C	Give Back Auctions			6	4	03/23/17	07/26/18	May-19	242,680	331,485	136,823	228,052	91,229	104,708	1,275		(0)	(0)	(0)		
C	Grand Traverse Allergy	N	Grand Traverse Allergy	1	1	03/06/19	07/10/19	Jul-19	90,962	123,662	88,559	126,779	38,220	1,033	4,150		(0)	(0)	(0)		
C	Grand Traverse Allergy	N Total		21	1	03/06/19	07/10/19	Jul-19	90,962	123,662	88,559	126,779	38,220	1,033	4,150		(0)	(0)	(0)		
C	Grand Traverse Allergy			21	1	03/06/19	07/10/19	Jul-19	90,962	123,662	88,559	126,779	38,220	1,033	4,150		(0)	(0)	(0)		
C	Francois Painting	N	Francois Painting	3	1	08/23/18	12/21/18	May-19	170,105	228,317	144,291	204,038	59,748	24,579	300		(0)	(0)	(0)		
C	Francois Painting	N Total		3	1	08/23/18	12/21/18	May-19	170,105	228,317	144,291	204,038	59,748	24,579	300		(0)	(0)	(0)		
C	Francois Painting			3	1	08/23/18	12/21/18	May-19	170,105	228,317	144,291	204,038	59,748	24,579	300		(0)	(0)	(0)		
C	Class A Precision	N	Class A Precision	21	2	01/08/19	11/21/19	Apr-20	326,000	431,550	313,507	423,807	110,300	7,968	225		(0)	(0)	(0)		
C	Class A Precision	N Total		21	2	01/08/19	11/21/19	Apr-20	326,000	431,550	313,507	423,807	110,300	7,968	225		(0)	(0)	(0)		
C	Class A Precision	Y	Class A Precision	1	-	01/15/20	01/15/20	Apr-20	50,000	62,000	49,965	62,000	12,035	-	-		(0)	(0)	(0)		
C	Class A Precision	Y Total		1	-	01/15/20	01/15/20	Apr-20	50,000	62,000	49,965	62,000	12,035	-	-		(0)	(0)	(0)		
C	Class A Precision			22	2	01/08/19	01/15/20	Apr-20	376,000	493,550	363,472	485,807	122,335	7,968	225		(0)	(0)	(0)		
C	Always Gentle Dentistry	N	Always Gentle Dentistry	10	1	09/28/16	04/05/17	Aug-17	317,785	447,899	254,114	389,197	135,083	59,677	975		(0)	(0)	(0)		
C	Always Gentle Dentistry	N Total		10	1	09/28/16	04/05/17	Aug-17	317,785	447,899	254,114	389,197	135,083	59,677	975		(0)	(0)	(0)		
C	Always Gentle Dentistry			10	1	09/28/16	04/05/17	Aug-17	317,785	447,899	254,114	389,197	135,083	59,677	975		(0)	(0)	(0)		
C	Z Mech LLC	N	Z Mech LLC	5	3	10/19/12	12/26/13	Jul-14	129,161	179,120	68,351	130,862	62,511	59,330	11,072		(0)	(0)	(0)		
C	Z Mech LLC	N Total		5	3	10/19/12	12/26/13	Jul-14	129,161	179,120	68,351	130,862	62,511	59,330	11,072		(0)	(0)	(0)		
C	Z Mech LLC			5	3	10/19/12	12/26/13	Jul-14	129,161	179,120	68,351	130,862	62,511	59,330	11,072		(0)	(0)	(0)		
C	Shepherd Impact Services	N	Shepherd Impact Services	24	2	06/18/19	11/05/19	Dec-19	152,426	199,075	139,556	184,075	44,519	12,000	3,000		(0)	(0)	(0)		
C	Shepherd Impact Services	N Total		24	2	06/18/19	11/05/19	Dec-19	152,426	199,075	139,556	184,075	44,519	12,000	3,000		(0)	(0)	(0)		
C	Shepherd Impact Services			24	2	06/18/19	11/05/19	Dec-19	152,426	199,075	139,556	184,075	44,519	12,000	3,000		(0)	(0)	(0)		
C	Ennovations Technologies	N	Ennovations Technologies	7	4	06/18/15	02/24/17	Aug-17	409,539	525,839	405,101	352,963	(52,138)	0	52,656		(0)	225,532	225,532		
C	Ennovations Technologies	N Total		7	4	06/18/15	02/24/17	Aug-17	409,539	525,839	405,101	352,963	(52,138)	0	52,656		(0)	225,532	225,532		
C	Ennovations Technologies			7	4	06/18/15	02/24/17	Aug-17	409,539	525,839	405,101	352,963	(52,138)	0	52,656		(0)	225,532	225,532		
C	JR Cosmetics	N	JR Cosmetics	9	8	02/17/15	05/12/16	Jan-19	575,270	783,322	384,172	603,811	219,639	179,886	375		(0)	(0)	(0)		
C	JR Cosmetics	N Total		9	8	02/17/15	05/12/16	Jan-19	575,270	783,322	384,172	603,811	219,639	179,886	375		(0)	(0)	(0)		
C	JR Cosmetics			9	8	02/17/15	05/12/16	Jan-19	575,270	783,322	384,172	603,811	219,639	179,886	375		(0)	(0)	(0)		
C	Marc D Rosenberg DDS	N	Marc D Rosenberg DDS	16	1	06/27/18	04/23/19	Apr-20	209,844	304,622	112,755	213,329	100,574	47,679	47,539	3,926		(0)	(0)		
C	Marc D Rosenberg DDS	N Total		16	1	06/27/18	04/23/19	Apr-20	209,844	304,622	112,755	213,329	100,574	47,679	47,539	3,926		(0)	(0)		
C	Marc D Rosenberg DDS			16	1	06/27/18	04/23/19	Apr-20	209,844	304,622	112,755	213,329	100,574	47,679	47,539	3,926		(0)	(0)		
C	Wabash Valley Wood Protection	N	Wabash Valley Wood Protection	20	7	04/02/18	09/20/18	Oct-18	484,101	645,011	237,249	227,228	(10,021)	244,273	4,400		(0)	177,909	177,909		
C	Wabash Valley Wood Protection	N Total		20	7	04/02/18	09/20/18	Oct-18	484,101	645,011	237,249	227,228	(10,021)	244,273	4,400		(0)	177,909	177,909		
C	Wabash Valley Wood Protection			20	7	04/02/18	09/20/18	Oct-18	484,101	645,011	237,249	227,228	(10,021)	244,273	4,400		(0)	177,909	177,909		
C	Strulowitz and Gargiulo Physical Therapy	N	Strulowitz and Gargiulo Physical Therapy	31	3	02/07/19	08/08/19	Sep-19	1,280,939	1,757,183	1,139,391	1,471,285	331,895	136,483	210,776	61,361		(0)	(0)		
C	Strulowitz and Gargiulo Physical Therapy	N Total		31	3	02/07/19	08/08/19	Sep-19	1,280,939	1,757,183	1,139,391	1,471,285	331,895	136,483	210,776	61,361		(0)	(0)		
C	Strulowitz and Gargiulo Physical Therapy			31	3	02/07/19	08/08/19	Sep-19	1,280,939	1,757,183	1,139,391	1,471,285	331,895	136,483	210,776	61,361		(0)	(0)		
C	Pacific Rim Defense	N	Pacific Rim Defense	5	2	12/20/16	05/24/17	Aug-18	243,282	327,529	191,197	304,613	113,416	47,782	24,866		(0)	(0)	(0)		
C	Pacific Rim Defense	N Total		5	2	12/20/16	05/24/17	Aug-18	243,282	327,529	191,197	304,613	113,416	47,782	24,866		(0)	(0)	(0)		
C	Pacific Rim Defense			5	2	12/20/16	05/24/17	Aug-18	243,282	327,529	191,197	304,613	113,416	47,782	24,866		(0)	(0)	(0)		

Securities and Exchange Commission, Plaintiff,
v.
Complete Business Solutions Group, Inc. d/b/a Par Funding et. al., Defendants.
CASE NO. 9:20-cv-81205
UNITED STATES DISTRICT COURT
SOUTHERN DISTRICT OF FLORIDA

Category C - Detail of CBSG MCA Suites Activity for the period from 2012 through July 27, 2020

Source: MCA Suites										Total Advances and Repayments per MCA Suites		Cash Advances and Repayments per MCA Suites			Transactional Data per MCA Suites				A/R Balance (Note 10)		
Category (Note 1)	Merchant Grouping (Note 11)	Funded After 01/01/20	Merchant Name (Note 8)	Total # of Deals (Note 2)	Deals with Reolod (Note 3)	First Funding Date (Note 12)	Last Funding Date (Note 12)	Month of Last Payment (Note 13)	Advance Amount (Note 4)	Payback (Note 5)	C	D	E = D-C	F	G	H	I	J	K	L = J+K	
																					Net Cash Advanced (Note 6)
C	Modern Living Supplies	N	Modern Living Supplies	27	2	06/14/17	12/10/19	Mar-20	691,689	923,565	517,754	732,872	215,117	23,334	143,411	5,225		(0)	29,174	29,174	
C	Modern Living Supplies	N Total		27	2	06/14/17	12/10/19	Mar-20	691,689	923,565	517,754	732,872	215,117	23,334	143,411	5,225		(0)	29,174	29,174	
C	Modern Living Supplies Total			27	2	06/14/17	12/10/19	Mar-20	691,689	923,565	517,754	732,872	215,117	23,334	143,411	5,225		(0)	29,174	29,174	
C	Pardue Holding	N	Pardue Holding	5	4	07/20/17	05/24/18	Jul-20	1,196,946	1,533,809	463,424	374,479	(88,945)	726,946	10,756	741		(0)	443,139	443,139	
C	Pardue Holding	N Total		5	4	07/20/17	05/24/18	Jul-20	1,196,946	1,533,809	463,424	374,479	(88,945)	726,946	10,756	741		(0)	443,139	443,139	
C	Pardue Holding Total			5	4	07/20/17	05/24/18	Jul-20	1,196,946	1,533,809	463,424	374,479	(88,945)	726,946	10,756	741		(0)	443,139	443,139	
C	Farrell Construction and Property	N	Farrell Construction and Property	23	4	10/09/18	06/05/19	Aug-19	350,072	476,623	185,767	302,499	116,732	161,335	12,790			(0)		(0)	
C	Farrell Construction and Property	N Total		23	4	10/09/18	06/05/19	Aug-19	350,072	476,623	185,767	302,499	116,732	161,335	12,790			(0)		(0)	
C	Farrell Construction and Property Total			23	4	10/09/18	06/05/19	Aug-19	350,072	476,623	185,767	302,499	116,732	161,335	12,790			(0)		(0)	
C	Pico De Gallo	N	Pico De Gallo	38	1	09/26/18	07/23/19	Feb-20	185,000	251,950	158,925	226,585	67,660	6,321	19,118	75		(0)		(0)	
C	Pico De Gallo	N Total		38	1	09/26/18	07/23/19	Feb-20	185,000	251,950	158,925	226,585	67,660	6,321	19,118	75		(0)		(0)	
C	Pico De Gallo Total			38	1	09/26/18	07/23/19	Feb-20	185,000	251,950	158,925	226,585	67,660	6,321	19,118	75		(0)		(0)	
C	Sonya Staffing	N	Sonya Staffing	26	1	07/31/18	12/18/18	Mar-19	147,353	204,312	142,558	199,627	57,069	4,760	75			(0)		(0)	
C	Sonya Staffing	N Total		26	1	07/31/18	12/18/18	Mar-19	147,353	204,312	142,558	199,627	57,069	4,760	75			(0)		(0)	
C	Sonya Staffing Total			26	1	07/31/18	12/18/18	Mar-19	147,353	204,312	142,558	199,627	57,069	4,760	75			(0)		(0)	
C	Envoy Aviator	N	Envoy Aviator	9	1	05/23/19	07/11/19	Oct-19	173,631	228,902	173,096	234,052	60,956	25,833	30,983			(0)		(0)	
C	Envoy Aviator	N Total		9	1	05/23/19	07/11/19	Oct-19	173,631	228,902	173,096	234,052	60,956	25,833	30,983			(0)		(0)	
C	Envoy Aviator Total			9	1	05/23/19	07/11/19	Oct-19	173,631	228,902	173,096	234,052	60,956	25,833	30,983			(0)		(0)	
C	Tex Con Services	N	Tex Con Services	30	10	06/01/17	07/18/18	Oct-18	1,618,330	2,212,698	1,058,520	862,068	(196,452)	545,280	21,350			(0)	826,700	826,700	
C	Tex Con Services	N Total		30	10	06/01/17	07/18/18	Oct-18	1,618,330	2,212,698	1,058,520	862,068	(196,452)	545,280	21,350			(0)	826,700	826,700	
C	Tex Con Services Total			30	10	06/01/17	07/18/18	Oct-18	1,618,330	2,212,698	1,058,520	862,068	(196,452)	545,280	21,350			(0)	826,700	826,700	
C	Pearce and Guy Builders	N	Pearce and Guy Builders	27	1	03/13/19	11/20/19	May-20	280,377	367,625	178,074	266,073	87,999	57,960	43,592			(0)		(0)	
C	Pearce and Guy Builders	N Total		27	1	03/13/19	11/20/19	May-20	280,377	367,625	178,074	266,073	87,999	57,960	43,592			(0)		(0)	
C	Pearce and Guy Builders	Y	Pearce and Guy Builders	3	-	01/17/20	03/02/20	Jul-20	47,000	55,630	47,000	55,630	8,630			14,921		-		-	
C	Pearce and Guy Builders	Y Total		3	-	01/17/20	03/02/20	Jul-20	47,000	55,630	47,000	55,630	8,630			14,921		-		-	
C	Pearce and Guy Builders Total			30	1	03/13/19	03/02/20	Jul-20	327,377	423,255	225,074	321,703	96,629	57,960	43,592	14,921		(0)		(0)	
C	Mountain View Family Denta	N	Mountain View Family Denta	21	1	03/21/19	07/18/19	Aug-19	453,000	622,600	436,600	589,234	152,634	12,400	20,966			(0)		(0)	
C	Mountain View Family Denta	N Total		21	1	03/21/19	07/18/19	Aug-19	453,000	622,600	436,600	589,234	152,634	12,400	20,966			(0)		(0)	
C	Mountain View Family Denta Total			21	1	03/21/19	07/18/19	Aug-19	453,000	622,600	436,600	589,234	152,634	12,400	20,966			(0)		(0)	
C	Ma Ga Ne	N	Ma Ga Ne	36	2	11/29/18	12/31/19	May-20	193,304	256,814	128,505	210,381	81,876	44,361	39,838	5,625		(32,240)		(32,240)	
C	Ma Ga Ne	N Total		36	2	11/29/18	12/31/19	May-20	193,304	256,814	128,505	210,381	81,876	44,361	39,838	5,625		(32,240)		(32,240)	
C	Ma Ga Ne	Y	Ma Ga Ne	7	-	01/02/20	02/11/20	May-20	43,215	57,680	43,215	25,540	(17,675)	100				32,240		32,240	
C	Ma Ga Ne	Y Total		7	-	01/02/20	02/11/20	May-20	43,215	57,680	43,215	25,540	(17,675)	100				32,240		32,240	
C	Ma Ga Ne Total			43	2	11/29/18	02/11/20	May-20	236,519	314,495	171,720	235,921	64,201	44,361	39,838	5,625		(0)		(0)	
C	Kaweah Anesthesia Medical Group	N	Kaweah Anesthesia Medical Group	19	4	03/26/18	09/28/18	Jun-20	245,996	343,735	176,356	275,424	99,069	68,611	300	3,429		(0)		(0)	
C	Kaweah Anesthesia Medical Group	N Total		19	4	03/26/18	09/28/18	Jun-20	245,996	343,735	176,356	275,424	99,069	68,611	300	3,429		(0)		(0)	
C	Kaweah Anesthesia Medical Group Total			19	4	03/26/18	09/28/18	Jun-20	245,996	343,735	176,356	275,424	99,069	68,611	300	3,429		(0)		(0)	
C	Goldstein and Freud DDS	N	Goldstein and Freud DDS	17	3	06/19/19	09/25/19	May-20	464,451	618,759	448,095	599,387	151,292	13,286	7,135	1,050		(0)		(0)	
C	Goldstein and Freud DDS	N Total		17	3	06/19/19	09/25/19	May-20	464,451	618,759	448,095	599,387	151,292	13,286	7,135	1,050		(0)		(0)	
C	Goldstein and Freud DDS Total			17	3	06/19/19	09/25/19	May-20	464,451	618,759	448,095	599,387	151,292	13,286	7,135	1,050		(0)		(0)	
C	HR Motorcars Inc	N	HR Motorcars Inc	8	6	07/25/17	10/29/18	Mar-19	442,080	603,949	287,502	460,554	173,052	143,545	150			(0)		(0)	
C	HR Motorcars Inc	N Total		8	6	07/25/17	10/29/18	Mar-19	442,080	603,949	287,502	460,554	173,052	143,545	150			(0)		(0)	
C	HR Motorcars Inc Total			8	6	07/25/17	10/29/18	Mar-19	442,080	603,949	287,502	460,554	173,052	143,545	150			(0)		(0)	
C	California Imports	N	California Imports	5	1	03/18/19	03/29/19	Mar-19	148,471	172,568	68,848	13,597	(55,251)	79,623	275			(0)	79,623	79,623	
C	California Imports	N Total		5	1	03/18/19	03/29/19	Mar-19	148,471	172,568	68,848	13,597	(55,251)	79,623	275			(0)	79,623	79,623	
C	California Imports Total			5	1	03/18/19	03/29/19	Mar-19	148,471	172,568	68,848	13,597	(55,251)	79,623	275			(0)	79,		

Securities and Exchange Commission, Plaintiff,
 v.
 Complete Business Solutions Group, Inc. d/b/a Par Funding et. al., Defendants.
 CASE NO. 9:20-cv-81205
 UNITED STATES DISTRICT COURT
 SOUTHERN DISTRICT OF FLORIDA

Category C - Detail of CBSG MCA Suites Activity for the period from 2012 through July 27, 2020

Source: MCA Suites										Total Advances and Repayments per MCA Suites		Cash Advances and Repayments per MCA Suites			Transactional Data per MCA Suites				A/R Balance (Note 10)		
Category (Note 1)	Merchant Grouping (Note 11)	Funded After 01/01/20	Merchant Name (Note 8)	Total # of Deals (Note 2)	Deals with Reload (Note 3)	First Funding Date (Note 12)	Last Funding Date (Note 12)	Month of Last Payment (Note 13)	Advance Amount (Note 4)	Payback (Note 5)	C	D	E = D-C	F	G	H	I	J	K	L = J+K	
																					Net Cash Advanced (Note 6)
C	Comprehensive Outpatient Services	N	Comprehensive Outpatient Services	9	7	05/15/14	07/09/15	Sep-15	844,657	1,179,013	505,488	606,263	100,775	327,638		600		(0)	245,711	245,711	
C	Comprehensive Outpatient Services	N Total		9	7	05/15/14	07/09/15	Sep-15	844,657	1,179,013	505,488	606,263	100,775	327,638		600		(0)	245,711	245,711	
C	Comprehensive Outpatient Services Total			9	7	05/15/14	07/09/15	Sep-15	844,657	1,179,013	505,488	606,263	100,775	327,638		600		(0)	245,711	245,711	
C	Crown Contractors	N	Crown Contractors	4	3	08/03/18	01/16/19	May-19	343,383	436,436	218,047	225,311	7,264	125,300		5,875		(0)	91,699	91,699	
C	Crown Contractors	N Total		4	3	08/03/18	01/16/19	May-19	343,383	436,436	218,047	225,311	7,264	125,300		5,875		(0)	91,699	91,699	
C	Crown Contractors Total			4	3	08/03/18	01/16/19	May-19	343,383	436,436	218,047	225,311	7,264	125,300		5,875		(0)	91,699	91,699	
C	DDS Tapestry (Deliver Dental)	N	DDS Tapestry (Deliver Dental)	17	8	01/12/18	05/17/18	Feb-19	1,645,990	2,444,266	1,433,578	1,297,080	(136,498)	199,250		2,775		(0)	950,710	950,710	
C	DDS Tapestry (Deliver Dental)	N Total		17	8	01/12/18	05/17/18	Feb-19	1,645,990	2,444,266	1,433,578	1,297,080	(136,498)	199,250		2,775		(0)	950,710	950,710	
C	DDS Tapestry (Deliver Dental) Total			17	8	01/12/18	05/17/18	Feb-19	1,645,990	2,444,266	1,433,578	1,297,080	(136,498)	199,250		2,775		(0)	950,710	950,710	
C	East Barre Auto Sales	N	East Barre Auto Sales	17	1	07/03/19	10/02/19	Jan-20	245,000	324,150	241,363	322,083	80,720	2,067				(0)		(0)	
C	East Barre Auto Sales	N Total		17	1	07/03/19	10/02/19	Jan-20	245,000	324,150	241,363	322,083	80,720	2,067				(0)		(0)	
C	East Barre Auto Sales Total			17	1	07/03/19	10/02/19	Jan-20	245,000	324,150	241,363	322,083	80,720	2,067				(0)		(0)	
C	BRW Beauty Salon	N	BRW Beauty Salon	7	6	08/12/15	06/28/16	Mar-18	555,928	694,280	290,843	362,414	71,571	260,953	72,213	1,300		(0)	0	(0)	
C	BRW Beauty Salon	N Total		7	6	08/12/15	06/28/16	Mar-18	555,928	694,280	290,843	362,414	71,571	260,953	72,213	1,300		(0)	0	(0)	
C	BRW Beauty Salon Total			7	6	08/12/15	06/28/16	Mar-18	555,928	694,280	290,843	362,414	71,571	260,953	72,213	1,300		(0)	0	(0)	
C	Carpet One of Fayetteville	N	Carpet One of Fayetteville	6	3	12/17/15	01/30/17	May-17	397,581	556,155	242,976	417,372	174,396	145,581		6,797		(0)		(0)	
C	Carpet One of Fayetteville	N Total		6	3	12/17/15	01/30/17	May-17	397,581	556,155	242,976	417,372	174,396	145,581		6,797		(0)		(0)	
C	Carpet One of Fayetteville Total			6	3	12/17/15	01/30/17	May-17	397,581	556,155	242,976	417,372	174,396	145,581		6,797		(0)		(0)	
C	Longmi Lashes	N	Longmi Lashes	18	1	12/11/18	03/26/19	Oct-19	305,063	420,488	293,118	414,488	121,370	7,375		1,375		(0)		(0)	
C	Longmi Lashes	N Total		18	1	12/11/18	03/26/19	Oct-19	305,063	420,488	293,118	414,488	121,370	7,375		1,375		(0)		(0)	
C	Longmi Lashes Total			18	1	12/11/18	03/26/19	Oct-19	305,063	420,488	293,118	414,488	121,370	7,375		1,375		(0)		(0)	
C	Civilarts Inc	N	Civilarts Inc	25	1	12/13/18	10/01/19	Jan-20	200,900	262,410	187,454	254,974	67,520	6,536	5,900	5,000		(0)		(0)	
C	Civilarts Inc	N Total		25	1	12/13/18	10/01/19	Jan-20	200,900	262,410	187,454	254,974	67,520	6,536	5,900	5,000		(0)		(0)	
C	Civilarts Inc Total			25	1	12/13/18	10/01/19	Jan-20	200,900	262,410	187,454	254,974	67,520	6,536	5,900	5,000		(0)		(0)	
C	US Power Savers	N	US Power Savers	26	1	05/11/18	10/26/18	Apr-19	330,000	479,500	319,450	471,630	152,180	9,520		1,650		(0)		(0)	
C	US Power Savers	N Total		26	1	05/11/18	10/26/18	Apr-19	330,000	479,500	319,450	471,630	152,180	9,520		1,650		(0)		(0)	
C	US Power Savers Total			26	1	05/11/18	10/26/18	Apr-19	330,000	479,500	319,450	471,630	152,180	9,520		1,650		(0)		(0)	
C	Carlson Auction Services	N	Carlson Auction Services	27	1	02/09/18	08/16/18	Nov-18	1,784,250	2,443,357	1,693,970	2,354,258	660,288	89,250		150		(0)		(0)	
C	Carlson Auction Services	N Total		27	1	02/09/18	08/16/18	Nov-18	1,784,250	2,443,357	1,693,970	2,354,258	660,288	89,250		150		(0)		(0)	
C	Carlson Auction Services Total			27	1	02/09/18	08/16/18	Nov-18	1,784,250	2,443,357	1,693,970	2,354,258	660,288	89,250		150		(0)		(0)	
C	Creative Outdoor Distributors	N	Creative Outdoor Distributors	35	35	09/06/13	10/10/14	Jun-16	1,551,399	2,014,162	687,466	1,188,744	501,278	834,043		8,625		(0)		(0)	
C	Creative Outdoor Distributors	N Total		35	35	09/06/13	10/10/14	Jun-16	1,551,399	2,014,162	687,466	1,188,744	501,278	834,043		8,625		(0)		(0)	
C	Creative Outdoor Distributors Total			35	35	09/06/13	10/10/14	Jun-16	1,551,399	2,014,162	687,466	1,188,744	501,278	834,043		8,625		(0)		(0)	
C	Sushi Roxx	N	Sushi Roxx	4	1	10/05/17	04/23/18	Jul-18	644,385	942,118	487,354	537,962	50,608	152,385		1,600		(0)	253,371	253,371	
C	Sushi Roxx	N Total		4	1	10/05/17	04/23/18	Jul-18	644,385	942,118	487,354	537,962	50,608	152,385		1,600		(0)	253,371	253,371	
C	Sushi Roxx Total			4	1	10/05/17	04/23/18	Jul-18	644,385	942,118	487,354	537,962	50,608	152,385		1,600		(0)	253,371	253,371	
C	Optimum Granite And Marble	N	Optimum Granite And Marble	17	1	07/20/17	11/02/17	Jan-20	544,640	769,636	334,837	526,558	191,721	206,640	46,317	9,879		(0)		(0)	
C	Optimum Granite And Marble	N Total		17	1	07/20/17	11/02/17	Jan-20	544,640	769,636	334,837	526,558	191,721	206,640	46,317	9,879		(0)		(0)	
C	Optimum Granite And Marble Total			17	1	07/20/17	11/02/17	Jan-20	544,640	769,636	334,837	526,558	191,721	206,640	46,317	9,879		(0)		(0)	
C	Medmeme	N	Medmeme	7	1	05/04/18	06/28/19	Oct-19	796,833	1,117,216	633,268	965,101	331,834	156,065		3,950		(0)		(0)	
C	Medmeme	N Total		7	1	05/04/18	06/28/19	Oct-19	796,833	1,117,216	633,268	965,101	331,834	156,065		3,950		(0)		(0)	
C	Medmeme Total			7	1	05/04/18	06/28/19	Oct-19	796,833	1,117,216	633,268	965,101	331,834	156,065		3,950		(0)		(0)	
C	N2N Secure	N	N2N Secure	7	1	04/22/16	02/13/17	Aug-19	1,067,239	1,510,891	715,160	806,826	91,666	51,412	285,827	19,975		(0)	386,801	386,801	
C	N2N Secure	N Total		7	1	04/22/16	02/13/17	Aug-19	1,067,239	1,510,891	715,160	806,826	91,666	51,412	285,827	19,975		(0)	386,801	386,801	
C	N2N Secure Total			7	1	04/22/16	02/13/17	Aug-19	1,067,239	1,510,891	715,160	806,826	91,666	51,412	285,827	19,975		(0)	386,801	386,801	
C	Extension Media	N	Extension Media	21	1	10/30/18	03/29/19	Mar-19	520,752	650,383	313,866	224,447	(89,419)	203,239		450		(0)	223,147	223,147	
C	Extension Media	N Total		21	1	10/30/18	03/29/19	Mar-19	520,752	650,383	313,866	224,447	(89,419)	203,239		450		(0)	223,147	223,147	
C	Extension Media Total			21	1	10/30/18	03/29/19	Mar-19	520,752	650,383	313,866	224,447	(89,419)	203,239		450		(0)	223,147	223,147	
C	Assurance Healthcare Services	N	Assurance Healthcare Services	21	3	07/02/18	11/26/18	Apr-19	168,300	239,280	155,136	245,776	90,640	13,129		19,625		(0)		(0)	
C	Assurance Healthcare Services	N Total		21	3	07/02/18	11/26/18	Apr-19	168,300	239,280	155,136	245,776	90,640	13,129		19,625		(0)		(0)	

Securities and Exchange Commission, Plaintiff,
 v.
 Complete Business Solutions Group, Inc. d/b/a Par Funding et. al., Defendants.
 CASE NO. 9:20-cv-81205
 UNITED STATES DISTRICT COURT
 SOUTHERN DISTRICT OF FLORIDA

Category C - Detail of CBSG MCA Suites Activity for the period from 2012 through July 27, 2020

Source: MCA Suites													Total Advances and Repayments per MCA Suites			Cash Advances and Repayments per MCA Suites			Transactional Data per MCA Suites				A/R Balance (Note 10)		
Category (Note 1)	Merchant Grouping (Note 11)	Funded After 01/01/20	Merchant Name (Note 8)	Total # of Deals (Note 2)	Deals with Reload (Note 3)	First Funding Date (Note 12)	Last Funding Date (Note 12)	Month of Last Payment (Note 13)	A	B	C	D	E = D-C	F	G	H	I	J	K	L = J+K					
									Advance Amount (Note 4)	Payback (Note 5)	Net Cash Advanced (Note 6)	Total Cash Repayments (Note 7)	Net Cash Surplus (Deficit)	Total Reload (Note 9)	Total Write-off (Note 8)	Total Fee (Note 8)	Total Collections 06/2020-07/27/2020 (Note 7)	Active A/R	Default A/R	Total A/R					
C	Assurance Healthcare Services Total			21	3	07/02/18	11/26/18	Apr-19	168,300	239,280	155,136	245,776	90,640	13,129		19,625			(0)	(0)					
C	Eastern Physical Medicine	N	Eastern Physical Medicine	13	2	02/12/18	07/05/18	Nov-18	269,333	378,694	201,817	312,174	110,356	66,521				(0)	(0)	(0)					
C	Eastern Physical Medicine	N Total		13	2	02/12/18	07/05/18	Nov-18	269,333	378,694	201,817	312,174	110,356	66,521				(0)	(0)	(0)					
C	Eastern Physical Medicine Total			13	2	02/12/18	07/05/18	Nov-18	269,333	378,694	201,817	312,174	110,356	66,521				(0)	(0)	(0)					
C	Daman Industria	N	Daman Industria	44	3	01/05/18	07/10/19	Aug-19	1,035,661	1,392,367	858,490	1,220,566	362,076	173,176		1,375		(0)	(0)	(0)					
C	Daman Industria	N Total		44	3	01/05/18	07/10/19	Aug-19	1,035,661	1,392,367	858,490	1,220,566	362,076	173,176		1,375		(0)	(0)	(0)					
C	Daman Industria Total			44	3	01/05/18	07/10/19	Aug-19	1,035,661	1,392,367	858,490	1,220,566	362,076	173,176		1,375		(0)	(0)	(0)					
C	Advanced Pharma	N	Advanced Pharma	9	7	11/06/13	07/06/15	Nov-15	1,522,841	1,950,265	672,196	1,124,049	451,853	841,229	0	15,013		(0)	(0)	(0)					
C	Advanced Pharma	N Total		9	7	11/06/13	07/06/15	Nov-15	1,522,841	1,950,265	672,196	1,124,049	451,853	841,229	0	15,013		(0)	(0)	(0)					
C	Advanced Pharma Total			9	7	11/06/13	07/06/15	Nov-15	1,522,841	1,950,265	672,196	1,124,049	451,853	841,229	0	15,013		(0)	(0)	(0)					
C	Peter Curlee General Contractor	N	Peter Curlee General Contractor	33	5	12/12/17	10/09/18	Dec-18	484,732	705,426	287,245	346,924	59,679	193,529	16,573			(0)	181,546	181,546					
C	Peter Curlee General Contractor	N Total		33	5	12/12/17	10/09/18	Dec-18	484,732	705,426	287,245	346,924	59,679	193,529	16,573			(0)	181,546	181,546					
C	Peter Curlee General Contractor Total			33	5	12/12/17	10/09/18	Dec-18	484,732	705,426	287,245	346,924	59,679	193,529	16,573			(0)	181,546	181,546					
C	Scott And From Co	N	Scott And From Co	18	1	06/28/18	04/15/19	Jun-19	622,245	842,443	601,382	828,283	226,901	14,160				(0)	(0)	(0)					
C	Scott And From Co	N Total		18	1	06/28/18	04/15/19	Jun-19	622,245	842,443	601,382	828,283	226,901	14,160				(0)	(0)	(0)					
C	Scott And From Co Total			18	1	06/28/18	04/15/19	Jun-19	622,245	842,443	601,382	828,283	226,901	14,160				(0)	(0)	(0)					
C	Cheetah Lounge (Matrix Meeting LLC)	N	Cheetah Lounge (Matrix Meeting LLC)	21	5	01/08/15	07/16/19	Dec-19	3,204,875	4,273,145	2,037,070	2,496,871	459,801	206,768	929,296	20,325		(0)	660,535	660,535					
C	Cheetah Lounge (Matrix Meeting LLC)	N Total		21	5	01/08/15	07/16/19	Dec-19	3,204,875	4,273,145	2,037,070	2,496,871	459,801	206,768	929,296	20,325		(0)	660,535	660,535					
C	Cheetah Lounge (Matrix Meeting LLC) Total			21	5	01/08/15	07/16/19	Dec-19	3,204,875	4,273,145	2,037,070	2,496,871	459,801	206,768	929,296	20,325		(0)	660,535	660,535					
C	Elite Denta	N	Elite Denta	7	1	12/14/17	08/13/19	Jan-20	995,856	1,391,882	768,156	1,135,630	367,473	60,647	196,206	600		(0)	(0)	(0)					
C	Elite Denta	N Total		7	1	12/14/17	08/13/19	Jan-20	995,856	1,391,882	768,156	1,135,630	367,473	60,647	196,206	600		(0)	(0)	(0)					
C	Elite Denta Total			7	1	12/14/17	08/13/19	Jan-20	995,856	1,391,882	768,156	1,135,630	367,473	60,647	196,206	600		(0)	(0)	(0)					
C	Animas Foot and Ankle	N	Animas Foot and Ankle	12	1	08/15/18	05/31/19	Nov-19	790,892	973,619	470,534	352,873	(117,660)	320,323	7,900			(0)	308,323	308,323					
C	Animas Foot and Ankle	N Total		12	1	08/15/18	05/31/19	Nov-19	790,892	973,619	470,534	352,873	(117,660)	320,323	7,900			(0)	308,323	308,323					
C	Animas Foot and Ankle Total			12	1	08/15/18	05/31/19	Nov-19	790,892	973,619	470,534	352,873	(117,660)	320,323	7,900			(0)	308,323	308,323					
C	Super Styles II (Brooke Engel)	N	Super Styles II (Brooke Engel)	28	17	11/06/12	03/02/16	Nov-17	1,130,343	1,615,388	554,336	397,111	(157,225)	805,079	22,925			(0)	436,123	436,123					
C	Super Styles II (Brooke Engel)	N Total		28	17	11/06/12	03/02/16	Nov-17	1,130,343	1,615,388	554,336	397,111	(157,225)	805,079	22,925			(0)	436,123	436,123					
C	Super Styles II (Brooke Engel) Total			28	17	11/06/12	03/02/16	Nov-17	1,130,343	1,615,388	554,336	397,111	(157,225)	805,079	22,925			(0)	436,123	436,123					
C	Big Ts Pizza Group	N	Big Ts Pizza Group	22	1	09/05/17	01/31/18	Sep-18	226,432	328,504	142,707	247,747	105,041	81,431	675			(0)	(0)	(0)					
C	Big Ts Pizza Group	N Total		22	1	09/05/17	01/31/18	Sep-18	226,432	328,504	142,707	247,747	105,041	81,431	675			(0)	(0)	(0)					
C	Big Ts Pizza Group Total			22	1	09/05/17	01/31/18	Sep-18	226,432	328,504	142,707	247,747	105,041	81,431	675			(0)	(0)	(0)					
C	Level 3 Homes and Design	N	Level 3 Homes and Design	19	1	10/05/18	02/28/19	Jul-19	632,991	787,810	499,088	582,301	83,212	133,867	73,117	1,475		(0)	(0)	(0)					
C	Level 3 Homes and Design	N Total		19	1	10/05/18	02/28/19	Jul-19	632,991	787,810	499,088	582,301	83,212	133,867	73,117	1,475		(0)	(0)	(0)					
C	Level 3 Homes and Design Total			19	1	10/05/18	02/28/19	Jul-19	632,991	787,810	499,088	582,301	83,212	133,867	73,117	1,475		(0)	(0)	(0)					
C	Applied Sciences Group	N	Applied Sciences Group	10	4	06/30/17	02/01/19	May-20	3,107,494	4,281,593	1,744,635	2,683,382	938,747	515,029	1,084,857	1,675		(0)	(0)	(0)					
C	Applied Sciences Group	N Total		10	4	06/30/17	02/01/19	May-20	3,107,494	4,281,593	1,744,635	2,683,382	938,747	515,029	1,084,857	1,675		(0)	(0)	(0)					
C	Applied Sciences Group Total			10	4	06/30/17	02/01/19	May-20	3,107,494	4,281,593	1,744,635	2,683,382	938,747	515,029	1,084,857	1,675		(0)	(0)	(0)					
C	Callis	N	Mid Atlantic Transport	15	5	07/21/16	09/11/17	Jan-20	7,096,706	8,518,596	754,342	903,543	149,201	3,045,795	2,879,201	22,849		(0)	1,712,906	1,712,906					
C	Callis	N	Callis Transportation	9	7	05/28/15	03/06/17	May-17	565,368	784,049	343,105	460,415	117,310	327,984	4,350			(0)	(0)	(0)					
C	Callis	N Total		24	12	05/28/15	09/11/17	Jan-20	7,662,074	9,302,645	1,097,447	1,363,958	266,511	3,373,779	2,879,201	27,199		(0)	1,712,906	1,712,906					
C	Callis Total			24	12	05/28/15	09/11/17	Jan-20	7,662,074	9,302,645	1,097,447	1,363,958	266,511	3,373,779	2,879,201	27,199		(0)	1,712,906	1,712,906					
C	Sebastopol Auto Body	N	Sebastopol Auto Body	27	26	02/03/16	06/26/18	Aug-18	4,510,585	6,104,202	1,761,212	2,094,110	332,897	2,705,420	325			(0)	1,304,997	1,304,997					
C	Sebastopol Auto Body	N Total		27	26	02/03/16	06/26/18	Aug-18	4,510,585	6,104,202	1,761,212	2,094,110	332,897	2,705,420	325			(0)	1,304,997	1,304,997					
C	Sebastopol Auto Body Total			27	26	02/03/16	06/26/18	Aug-18	4,510,585	6,104,202	1,761,212	2,094,110	332,897	2,705,420	325			(0)	1,304,997	1,304,997					
C	ABC Distribution	N	ABC Distribution	15	1	12/08/16	03/24/17	Apr-18	791,443	1,078,093	452,305	362,757	(89,548)	338,143	3,300			(0)	380,493	380,493					
C	ABC Distribution	N Total		15	1	12/08/16	03/24/17	Apr-18	791,443	1,078,093	452,305	362,757	(89,548)	338,143	3,300			(0)	380,493	380,493					
C	ABC Distribution Total			15	1	12/08/16	03/24/17	Apr-18	791,443	1,078,093	452,305	362,757	(89,548)	338,143	3,300			(0)	380,493	380,493					

Securities and Exchange Commission, Plaintiff,
v.
Complete Business Solutions Group, Inc. d/b/a Par Funding et. al., Defendants.
CASE NO. 9:20-cv-81205
UNITED STATES DISTRICT COURT
SOUTHERN DISTRICT OF FLORIDA

Category C - Detail of CBSG MCA Suites Activity for the period from 2012 through July 27, 2020

Source: MCA Suites		Total Advances and Repayments per MCA Suites							Cash Advances and Repayments per MCA Suites			Transactional Data per MCA Suites				A/R Balance (Note 10)				
Category (Note 1)	Merchant Grouping (Note 11)	Funded After 01/01/20	Merchant Name (Note 8)	Total # of Deals (Note 2)	Deals with Reload (Note 3)	First Funding Date (Note 12)	Last Funding Date (Note 12)	Month of Last Payment (Note 13)	A	B	C	D	E = D-C	F	G	H	I	J	K	L = J+K
									Advance Amount (Note 4)	Payback (Note 5)	Net Cash Advanced (Note 6)	Total Cash Repayments (Note 7)	Net Cash Surplus (Deficit)	Total Reload (Note 9)	Total Write-off (Note 8)	Total Fee (Note 8)	Total Collections 06/2020-07/27/2020 (Note 7)	Active A/R	Default A/R	Total A/R
C	Dream Castle Construction	N	Dream Castle Construction	37	1	01/19/18	11/01/18	Aug-19	645,632	907,295	465,430	702,729	237,299	177,177		4,125		(0)	31,514	31,514
C	Dream Castle Construction	N Total		37	1	01/19/18	11/01/18	Aug-19	645,632	907,295	465,430	702,729	237,299	177,177		4,125		(0)	31,514	31,514
C	Dream Castle Construction Total			37	1	01/19/18	11/01/18	Aug-19	645,632	907,295	465,430	702,729	237,299	177,177		4,125		(0)	31,514	31,514
C	Portland Development Group	N	Portland Development Group	31	6	01/19/17	06/03/19	Mar-20	10,559,654	14,262,649	7,263,251	6,817,202	(446,050)	3,094,016	148,637	113,602		(0)	4,316,398	4,316,398
C	Portland Development Group	N Total		31	6	01/19/17	06/03/19	Mar-20	10,559,654	14,262,649	7,263,251	6,817,202	(446,050)	3,094,016	148,637	113,602		(0)	4,316,398	4,316,398
C	Portland Development Group Total			31	6	01/19/17	06/03/19	Mar-20	10,559,654	14,262,649	7,263,251	6,817,202	(446,050)	3,094,016	148,637	113,602		(0)	4,316,398	4,316,398
C	Shiloh Management	N	Shiloh Management	18	12	09/24/14	01/27/17	Sep-17	3,584,502	4,980,576	3,089,499	3,398,706	309,207	468,179	11,200	1,500		(0)	1,103,992	1,103,992
C	Shiloh Management	N Total		18	12	09/24/14	01/27/17	Sep-17	3,584,502	4,980,576	3,089,499	3,398,706	309,207	468,179	11,200	1,500		(0)	1,103,992	1,103,992
C	Shiloh Management Total			18	12	09/24/14	01/27/17	Sep-17	3,584,502	4,980,576	3,089,499	3,398,706	309,207	468,179	11,200	1,500		(0)	1,103,992	1,103,992
C	Wilgro Services	N	Wilgro Services	40	33	09/12/13	06/07/17	Jan-20	7,114,379	9,130,653	3,699,157	4,197,709	498,551	3,317,043	1,633,947	18,046		(0)		(0)
C	Wilgro Services	N Total		40	33	09/12/13	06/07/17	Jan-20	7,114,379	9,130,653	3,699,157	4,197,709	498,551	3,317,043	1,633,947	18,046		(0)		(0)
C	Wilgro Services Total			40	33	09/12/13	06/07/17	Jan-20	7,114,379	9,130,653	3,699,157	4,197,709	498,551	3,317,043	1,633,947	18,046		(0)		(0)
C	Crossway Transport	N	Crossway Transport	21	9	06/19/17	06/28/19	Apr-19	4,699,709	5,988,003	2,151,798	2,017,863	(133,935)	2,534,656	20,950			(0)	1,456,433	1,456,433
C	Crossway Transport	N Total		21	9	06/19/17	06/28/19	Apr-19	4,699,709	5,988,003	2,151,798	2,017,863	(133,935)	2,534,656	20,950			(0)	1,456,433	1,456,433
C	Crossway Transport Total			21	9	06/19/17	06/28/19	Apr-19	4,699,709	5,988,003	2,151,798	2,017,863	(133,935)	2,534,656	20,950			(0)	1,456,433	1,456,433
C	Southeast Air	N	Southeast Air	40	2	12/14/17	02/07/19	Apr-19	858,789	1,175,337	722,614	869,509	146,895	135,145		8,829		(0)	179,512	179,512
C	Southeast Air	N Total		40	2	12/14/17	02/07/19	Apr-19	858,789	1,175,337	722,614	869,509	146,895	135,145		8,829		(0)	179,512	179,512
C	Southeast Air Total			40	2	12/14/17	02/07/19	Apr-19	858,789	1,175,337	722,614	869,509	146,895	135,145		8,829		(0)	179,512	179,512
C	AG Morgan Financial Advisors	N	AG Morgan Financial Advisors	21	2	12/29/16	07/13/17	Feb-18	1,110,415	1,616,042	706,657	1,218,591	511,934	400,595		3,145		(0)		(0)
C	AG Morgan Financial Advisors	N Total		21	2	12/29/16	07/13/17	Feb-18	1,110,415	1,616,042	706,657	1,218,591	511,934	400,595		3,145		(0)		(0)
C	AG Morgan Financial Advisors Total			21	2	12/29/16	07/13/17	Feb-18	1,110,415	1,616,042	706,657	1,218,591	511,934	400,595		3,145		(0)		(0)
C	EJK Enterprises (Alliance Contracting)	N	EJK Enterprises (Alliance Contracting)	55	7	03/26/14	12/11/18	Nov-18	11,322,381	14,277,287	2,389,489	2,547,682	158,194	248,223	8,603,134	22,601		(0)	2,900,850	2,900,850
C	EJK Enterprises (Alliance Contracting)	N Total		55	7	03/26/14	12/11/18	Nov-18	11,322,381	14,277,287	2,389,489	2,547,682	158,194	248,223	8,603,134	22,601		(0)	2,900,850	2,900,850
C	EJK Enterprises (Alliance Contracting) Total			55	7	03/26/14	12/11/18	Nov-18	11,322,381	14,277,287	2,389,489	2,547,682	158,194	248,223	8,603,134	22,601		(0)	2,900,850	2,900,850
C	Ontario Mills Tire Pros	N	Ontario Mills Tire Pros	21	2	11/23/18	03/22/19	Jun-19	107,000	142,360	92,150	128,935	36,785	13,685		110		(150)		(150)
C	Ontario Mills Tire Pros	N Total		21	2	11/23/18	03/22/19	Jun-19	107,000	142,360	92,150	128,935	36,785	13,685		110		(150)		(150)
C	Ontario Mills Tire Pros Total			21	2	11/23/18	03/22/19	Jun-19	107,000	142,360	92,150	128,935	36,785	13,685		110		(150)		(150)
C	Jessie Crawford Recovery Center	N	Jessie Crawford Recovery Center	3	2	05/12/16	01/24/17	Oct-19	144,890	202,847	106,652	169,683	63,032	34,722	542	1,650		(450)		(450)
C	Jessie Crawford Recovery Center	N Total		3	2	05/12/16	01/24/17	Oct-19	144,890	202,847	106,652	169,683	63,032	34,722	542	1,650		(450)		(450)
C	Jessie Crawford Recovery Center Total			3	2	05/12/16	01/24/17	Oct-19	144,890	202,847	106,652	169,683	63,032	34,722	542	1,650		(450)		(450)
C	Paul A Hemond (Hemond Construction)	Y	Paul A Hemond (Hemond Construction)	1	-	05/27/20	05/27/20	Jul-20	25,000	36,250	24,100	36,768	12,668					(518)		(518)
C	Paul A Hemond (Hemond Construction)	Y Total		1	-	05/27/20	05/27/20	Jul-20	25,000	36,250	24,100	36,768	12,668					(518)		(518)
C	Paul A Hemond (Hemond Construction) Total			1	-	05/27/20	05/27/20	Jul-20	25,000	36,250	24,100	36,768	12,668					(518)		(518)
C	Westchester Aquatic Club	N	Westchester Aquatic Club	27	6	10/19/18	07/26/19	May-20	385,935	486,706	207,612	432,768	225,157	71,904	41,128	3,400		(55,695)		(55,695)
C	Westchester Aquatic Club	N Total		27	6	10/19/18	07/26/19	May-20	385,935	486,706	207,612	432,768	225,157	71,904	41,128	3,400		(55,695)		(55,695)
C	Westchester Aquatic Club			27	6	10/19/18	07/26/19	May-20	385,935	486,706	207,612	432,768	225,157	71,904	41,128	3,400		(55,695)		(55,695)
C	Westchester Aquatic Club	Y	Westchester Aquatic Club	1	-	07/14/20	07/14/20	Jul-20	30,000	37,500	30,000	1,500	(28,500)			1,500		36,000		36,000
C	Westchester Aquatic Club	Y Total		1	-	07/14/20	07/14/20	Jul-20	30,000	37,500	30,000	1,500	(28,500)			1,500		36,000		36,000
C	Westchester Aquatic Club			1	-	07/14/20	07/14/20	Jul-20	30,000	37,500	30,000	1,500	(28,500)			1,500		36,000		36,000

Securities and Exchange Commission, Plaintiff,
 v.
 Complete Business Solutions Group, Inc. d/b/a Par Funding et. al., Defendants.
 CASE NO. 9:20-cv-81205
 UNITED STATES DISTRICT COURT
 SOUTHERN DISTRICT OF FLORIDA

Category C - Detail of CBSG MCA Suites Activity for the period from 2012 through July 27, 2020

Source: MCA Suites

Category (Note 1)	Merchant Grouping (Note 11)	Funded After 01/01/20	Merchant Name (Note 8)	Total # of Deals (Note 2)	Deals with Reload (Note 3)	First Funding Date (Note 12)	Last Funding Date (Note 12)	Month of Last Payment (Note 13)	Total Advances and Repayments per MCA Suites		Cash Advances and Repayments per MCA Suites			Transactional Data per MCA Suites				A/R Balance (Note 10)							
									A	B	C	D	E = D-C	F	G	H	I	J	K	L = J+K					
									Advance Amount (Note 4)	Payback (Note 5)	Net Cash Advanced (Note 6)	Total Cash Repayments (Note 7)	Net Cash Surplus (Deficit)	Total Reload (Note 9)	Total Write-off (Note 8)	Total Fee (Note 8)	Total Collections 06/2020-07/27/2020 (Note 7)	Active A/R	Default A/R	Total A/R					
C	Westchester Aquatic Club Total			28	6	10/19/18	07/14/20	Jul-20	415,935	524,206	237,612	434,268	196,657	71,904	41,128	3,400	1,500	(19,695)		(19,695)					
Total									20,942	4,779	07/06/12	07/27/20	Jul-20	\$ 1,382,006,843	\$ 1,810,812,003	\$ 752,437,708	\$ 800,493,555	\$ 48,055,847	\$ 368,445,068	\$ 260,331,576	\$ 15,272,741	\$ 34,881,643	\$ 319,125,978	\$ 77,501,916	\$ 396,627,894

Securities and Exchange Commission, Plaintiff,
v.
Complete Business Solutions Group, Inc. d/b/a Par Funding et. al., Defendants.
CASE NO. 9:20-cv-81205
UNITED STATES DISTRICT COURT
SOUTHERN DISTRICT OF FLORIDA

Summary of CBSG MCA Suites Activity for the period from 2012 through July 27, 2020

Notes:

1) MCAs were assigned to the following unique groupings:
•A - The Merchant had a singular deal with CBSG per MCA Suites.
•B - The Merchant had multiple deals with CBSG per MCA Suites. The transactional detail of such deals did not reflect any rollover activity.
•C - The Merchant had multiple deals with CBSG per MCA Suites. The transactional detail of such deals reflects rollover activity for at least 1 deal in the Merchant's group.

2) Total quantity of fundings by Merchant per MCA Suites

3) Total quantity of fundings that referenced reload or refinance payoff per the transactional detail of MCA Suites

4) Advance amount represents the original gross amount of cash the merchant was to receive.

5) Payback amount represents the original gross amount of cash the merchant must repay. This amount does not include any fees subsequently assessed which increase the amounts due to CBSG.

6) Net Cash Advanced represents the net cash a merchant received for each deal. This amount is calculated as Advance Amount as discussed in Note 4 less any administrative fees and amounts applied to previous deals (rollovers).

7) Total Cash Repayments is comprised of payments that were "Uploaded" to MCA Suites and "Manual" transactions that reflected a payment in the description.

8) Source: MCA Suites

9) Reloads were classified based on the descriptions of transactions classified as "Fees", "Manual", and "Discount" that reflect some variation of "Reload" or "Refinance to new deal" per MCA Suites' transactional detail.

10) Source: Active A/R: Par Funding - Customer Balance Summary by Funded Date 7/27/20 provided by DSI

11) For purposes of this analysis, MCA deals have been assigned individual groupings based one or some of the following characteristics: Ownership of the MCA (MCA data provided identifies the business Owner name and that Owner name appears on different merchant names), name of MCA (if one MCA had many deals under the same business name), or QuickBooks identified a rollover balance from one MCA to another per MCA Suites

12) Represents the first and last date a deal was funded for this merchant per MCA Suites.

13) Month of last payment derived from MCA Suites.

Exhibit P

Securities and Exchange Commission, Plaintiff,
v.
Complete Business Solutions Group, Inc. d/b/a Par Funding et. al., Defendants.
CASE NO. 1:20-cv-81205-RAR
UNITED STATES DISTRICT COURT
SOUTHERN DISTRICT OF FLORIDA

ABetterFinancialPlan Com LLC Transactions
For the Period from July 1, 2015 through July 27, 2020

Source: CBSG QuickBooks and Bank Records

Date	Source	QB / Bank Account	QB Payee	Bank Records Payee	Outgoing Funds
08/09/16	QuickBooks	Bancorp - Capital 6468	A Better Financial Plan	ABetterFinancialPlan Com LLC	\$ 7,000.00
08/15/16	QuickBooks	Bancorp - Capital 6468	A Better Financial Plan	ABetterFinancialPlan Com LLC	3,500.00
08/25/16	QuickBooks	TD Bank - Capital 9807	A Better Financial Plan	ABetterFinancialPlan Com LLC	21,861.00
08/31/16	QuickBooks	Republic Bank - Capital 4169	A Better Financial Plan	ABetterFinancialPlan Com LLC	31,500.00
09/08/16	QuickBooks	Republic Bank - Capital 4169	A Better Financial Plan	ABetterFinancialPlan Com LLC	7,000.00
09/16/16	QuickBooks	Republic Bank - Capital 4169	A Better Financial Plan	ABetterFinancialPlan Com LLC	24,500.00
09/23/16	QuickBooks	Republic Bank - Capital 4169	A Better Financial Plan	ABetterFinancialPlan Com LLC	34,650.00
09/29/16	QuickBooks	Republic Bank - Capital 4169	A Better Financial Plan	ABetterFinancialPlan Com LLC	17,500.00
10/05/16	QuickBooks	Republic Bank - Capital 4169	A Better Financial Plan	ABetterFinancialPlan Com LLC	49,000.00
10/13/16	QuickBooks	Republic Bank - Capital 4169	A Better Financial Plan	ABetterFinancialPlan Com LLC	9,800.00
10/19/16	QuickBooks	Republic Bank - Capital 4169	A Better Financial Plan	ABetterFinancialPlan Com LLC	38,500.00
10/28/16	QuickBooks	Republic Bank - Capital 4169	A Better Financial Plan	ABetterFinancialPlan Com LLC	7,000.00
11/04/16	QuickBooks	Republic Bank - Capital 4169	A Better Financial Plan	ABetterFinancialPlan Com LLC	11,200.00
11/17/16	QuickBooks	Republic Bank - Capital 4169	A Better Financial Plan	ABetterFinancialPlan Com LLC	24,780.00
11/25/16	QuickBooks	Republic Bank - Capital 4169	A Better Financial Plan	ABetterFinancialPlan Com LLC	37,800.00
12/02/16	QuickBooks	Republic Bank - Capital 4169	A Better Financial Plan	ABetterFinancialPlan Com LLC	10,500.00
12/09/16	QuickBooks	Republic Bank - Capital 4169	A Better Financial Plan	ABetterFinancialPlan Com LLC	21,000.00
12/16/16	QuickBooks	Republic Bank - Capital 4169	A Better Financial Plan	ABetterFinancialPlan Com LLC	28,000.00
12/23/16	QuickBooks	Republic Bank - Capital 4169	A Better Financial Plan	ABetterFinancialPlan Com LLC	32,200.00
12/30/16	QuickBooks	Republic Bank - Capital 4169	A Better Financial Plan	ABetterFinancialPlan Com LLC	10,500.00
01/06/17	QuickBooks	Republic Bank - Capital 4169	A Better Financial Plan	ABetterFinancialPlan Com LLC	53,200.00
01/20/17	QuickBooks	Republic Bank - Capital 4169	A Better Financial Plan	ABetterFinancialPlan Com LLC	53,725.00
01/27/17	QuickBooks	Republic Bank - Capital 4169	A Better Financial Plan	ABetterFinancialPlan Com LLC	10,500.00
02/03/17	QuickBooks	Republic Bank - Capital 4169	A Better Financial Plan	ABetterFinancialPlan Com LLC	40,250.00
02/10/17	QuickBooks	Republic Bank - Capital 4169	A Better Financial Plan	ABetterFinancialPlan Com LLC	33,250.00
02/24/17	QuickBooks	Republic Bank - Capital 4169	A Better Financial Plan	ABetterFinancialPlan Com LLC	7,500.00
03/03/17	QuickBooks	Republic Bank - Capital 4169	A Better Financial Plan	ABetterFinancialPlan Com LLC	14,000.00
03/10/17	QuickBooks	Republic Bank - Capital 4169	A Better Financial Plan	ABetterFinancialPlan Com LLC	78,820.00
03/17/17	QuickBooks	Republic Bank - Capital 4169	A Better Financial Plan	ABetterFinancialPlan Com LLC	35,000.00
03/24/17	QuickBooks	TD Bank - Capital 9807	A Better Financial Plan	ABetterFinancialPlan Com LLC	17,500.00
03/31/17	QuickBooks	Republic Bank - Capital 4169	A Better Financial Plan	ABetterFinancialPlan Com LLC	14,490.00
04/07/17	QuickBooks	Republic Bank - Capital 4169	A Better Financial Plan	ABetterFinancialPlan Com LLC	14,000.00
04/14/17	QuickBooks	Republic Bank - Capital 4169	A Better Financial Plan	ABetterFinancialPlan Com LLC	50,750.00
04/20/17	QuickBooks	Republic Bank - Capital 4169	A Better Financial Plan	ABetterFinancialPlan Com LLC	21,910.00
04/28/17	QuickBooks	Republic Bank - Capital 4169	A Better Financial Plan	ABetterFinancialPlan Com LLC	7,000.00
05/05/17	QuickBooks	Republic Bank - Capital 4169	A Better Financial Plan	ABetterFinancialPlan Com LLC	12,000.00
05/12/17	QuickBooks	Republic Bank - Capital 4169	A Better Financial Plan	ABetterFinancialPlan Com LLC	20,250.00
05/19/17	QuickBooks	Republic Bank - Capital 4169	A Better Financial Plan	ABetterFinancialPlan Com LLC	7,500.00
05/26/17	QuickBooks	Republic Bank - Capital 4169	A Better Financial Plan	ABetterFinancialPlan Com LLC	34,720.00
06/02/17	QuickBooks	Republic Bank - Capital 4169	A Better Financial Plan	ABetterFinancialPlan Com LLC	64,950.00
06/09/17	QuickBooks	Republic Bank - Capital 4169	A Better Financial Plan	ABetterFinancialPlan Com LLC	16,000.00
06/16/17	QuickBooks	Republic Bank - Capital 4169	A Better Financial Plan	ABetterFinancialPlan Com LLC	105,250.00
06/23/17	QuickBooks	Republic Bank - Capital 4169	A Better Financial Plan	ABetterFinancialPlan Com LLC	42,000.00
06/30/17	QuickBooks	Republic Bank - Capital 4169	A Better Financial Plan	ABetterFinancialPlan Com LLC	18,750.00
07/07/17	QuickBooks	Republic Bank - Capital 4169	A Better Financial Plan	ABetterFinancialPlan Com LLC	26,870.00
07/14/17	QuickBooks	Republic Bank - Capital 4169	A Better Financial Plan	ABetterFinancialPlan Com LLC	14,860.00
07/21/17	QuickBooks	Republic Bank - Capital 4169	A Better Financial Plan	ABetterFinancialPlan Com LLC	15,000.00
07/28/17	QuickBooks	Republic Bank - Capital 4169	A Better Financial Plan	ABetterFinancialPlan Com LLC	19,830.00

Securities and Exchange Commission, Plaintiff,
v.
Complete Business Solutions Group, Inc. d/b/a Par Funding et. al., Defendants.
CASE NO. 1:20-cv-81205-RAR
UNITED STATES DISTRICT COURT
SOUTHERN DISTRICT OF FLORIDA

ABetterFinancialPlan Com LLC Transactions
For the Period from July 1, 2015 through July 27, 2020

Source: CBSG QuickBooks and Bank Records

Date	Source	QB / Bank Account	QB Payee	Bank Records Payee	Outgoing Funds
08/04/17	QuickBooks	Republic Bank - Capital 4169	A Better Financial Plan	ABetterFinancialPlan Com LLC	16,900.00
08/11/17	QuickBooks	TD Bank - Capital 9807	A Better Financial Plan	ABetterFinancialPlan Com LLC	7,500.00
08/18/17	QuickBooks	Republic Bank - Capital 4169	A Better Financial Plan	ABetterFinancialPlan Com LLC	18,750.00
08/25/17	QuickBooks	Republic Bank - Capital 4169	A Better Financial Plan	ABetterFinancialPlan Com LLC	67,500.00
09/01/17	QuickBooks	Republic Bank - Capital 4169	A Better Financial Plan	ABetterFinancialPlan Com LLC	16,750.00
09/08/17	QuickBooks	Republic Bank - Capital 4169	A Better Financial Plan	ABetterFinancialPlan Com LLC	9,000.00
09/15/17	QuickBooks	Republic Bank - Capital 4169	A Better Financial Plan	ABetterFinancialPlan Com LLC	9,000.00
09/22/17	QuickBooks	Republic Bank - Capital 4169	A Better Financial Plan	ABetterFinancialPlan Com LLC	38,325.00
09/29/17	QuickBooks	Republic Bank - Capital 4169	A Better Financial Plan	ABetterFinancialPlan Com LLC	21,075.00
10/06/17	QuickBooks	Republic Bank - Capital 4169	A Better Financial Plan	ABetterFinancialPlan Com LLC	68,018.75
10/16/17	QuickBooks	Republic Bank - Capital 4169	A Better Financial Plan	ABetterFinancialPlan Com LLC	26,880.00
10/26/17	QuickBooks	Republic Bank - Capital 4169	A Better Financial Plan	ABetterFinancialPlan Com LLC	5,253.75
10/30/17	QuickBooks	Republic Bank - Capital 4169	A Better Financial Plan	ABetterFinancialPlan Com LLC	24,000.00
11/07/17	QuickBooks	Republic Bank - Capital 4169	A Better Financial Plan	ABetterFinancialPlan Com LLC	31,237.50
11/15/17	QuickBooks	Republic Bank - Capital 4169	A Better Financial Plan	ABetterFinancialPlan Com LLC	15,000.00
11/24/17	QuickBooks	Republic Bank - Capital 4169	A Better Financial Plan	ABetterFinancialPlan Com LLC	28,060.00
12/11/17	QuickBooks	Republic Bank - Capital 4169	A Better Financial Plan	ABetterFinancialPlan Com LLC	59,722.50
12/26/17	QuickBooks	Republic Bank - Capital 4169	A Better Financial Plan	ABetterFinancialPlan Com LLC	66,825.00
01/03/18	QuickBooks	Republic Bank - Capital 4169	A Better Financial Plan	ABetterFinancialPlan Com LLC	106,581.25
Total					\$1,914,044.75

See Accompanying Report Dated August 13, 2020.

Securities and Exchange Commission, Plaintiff,
v.
Complete Business Solutions Group, Inc. d/b/a Par Funding et. al., Defendants.
CASE NO. 1:20-cv-81205-RAR
UNITED STATES DISTRICT COURT
SOUTHERN DISTRICT OF FLORIDA

ABFP Income Fund Transactions
For the Period from July 1, 2015 through July 27, 2020

Source: CBSG QuickBooks and Bank Records

Date	Source	QB / Bank Account	QB Payee	Bank Records Payee	Outgoing Funds
03/23/18	QuickBooks	Republic Bank - Capital 4169	ABFP Income Fund	ABFP Income Fund, LLC	\$ 50,700.00
04/10/18	QuickBooks	Republic Bank - Capital 4169	ABFP Income Fund	ABFP Income Fund, LLC	23,350.00
04/25/18	QuickBooks	Republic Bank - Capital 4169	ABFP Income Fund	ABFP Income Fund, LLC	72,683.33
05/10/18	QuickBooks	Republic Bank - Capital 4169	ABFP Income Fund	ABFP Income Fund, LLC	61,375.00
05/25/18	QuickBooks	Republic Bank - Capital 4169	ABFP Income Fund	ABFP Income Fund, LLC	90,919.99
06/11/18	QuickBooks	Republic Bank - Capital 4169	ABFP Income Fund	ABFP Income Fund, LLC	99,785.00
06/25/18	QuickBooks	Republic Bank - Capital 4169	ABFP Income Fund	ABFP Income Fund, LLC	162,424.99
07/10/18	QuickBooks	Republic Bank - Capital 4169	ABFP Income Fund	The Victory Bank (Note 1)	155,235.00
07/25/18	QuickBooks	Republic Bank - Capital 4169	ABFP Income Fund	The Victory Bank (Note 1)	190,548.32
08/10/18	QuickBooks	Republic Bank - Capital 4169	ABFP Income Fund	The Victory Bank (Note 1)	166,268.33
08/24/18	QuickBooks	Republic Bank - Capital 4169	ABFP Income Fund	The Victory Bank (Note 1)	190,548.32
09/10/18	QuickBooks	Republic Bank - Capital 4169	ABFP Income Fund	The Victory Bank (Note 1)	181,268.33
09/25/18	QuickBooks	Republic Bank - Capital 4169	ABFP Income Fund	The Victory Bank (Note 1)	190,548.32
10/10/18	QuickBooks	Republic Bank - Capital 4169	ABFP Income Fund	The Victory Bank (Note 1)	181,268.33
10/25/18	QuickBooks	Republic Bank - Capital 4169	ABFP Income Fund	The Victory Bank (Note 1)	190,548.32
11/09/18	QuickBooks	Republic Bank - Capital 4169	ABFP Income Fund	The Victory Bank (Note 1)	181,268.33
11/26/18	QuickBooks	Republic Bank - Capital 4169	ABFP Income Fund	The Victory Bank (Note 1)	190,548.32
12/07/18	QuickBooks	Republic Bank - Capital 4169	ABFP Income Fund	The Victory Bank (Note 1)	181,268.33
12/21/18	QuickBooks	Republic Bank - Capital 4169	ABFP Income Fund	The Victory Bank (Note 1)	190,548.32
01/10/19	QuickBooks	Republic Bank - Capital 4169	ABFP Income Fund	The Victory Bank (Note 1)	181,268.33
01/25/19	QuickBooks	Republic Bank - Capital 4169	ABFP Income Fund	The Victory Bank (Note 1)	190,548.32
02/11/19	QuickBooks	TD Bank - Capital 9807	ABFP Income Fund	ABFP Income Fund, LLC	181,268.33
02/25/19	QuickBooks	Bancorp - Capital 6468	ABFP Income Fund	ABFP Income Fund, LLC	3,042,000.00
02/25/19	QuickBooks	Bancorp - Capital 6468	ABFP Income Fund	ABFP Income Fund, LLC	190,548.32
03/11/19	QuickBooks	Bancorp - Capital 6468	ABFP Income Fund	ABFP Income Fund, LLC	1,401,000.00
03/11/19	QuickBooks	Bancorp - Capital 6468	ABFP Income Fund	ABFP Income Fund, LLC	181,268.33
03/25/19	QuickBooks	Bancorp - Capital 6468	ABFP Income Fund	ABFP Income Fund, LLC	1,319,000.00
03/25/19	QuickBooks	Bancorp - Capital 6468	ABFP Income Fund	ABFP Income Fund, LLC	139,848.32
04/10/19	QuickBooks	Bancorp - Capital 6468	ABFP Income Fund	ABFP Income Fund, LLC	2,281,500.00
04/10/19	QuickBooks	Bancorp - Capital 6468	ABFP Income Fund	ABFP Income Fund, LLC	195,684.99
04/25/19	QuickBooks	Bancorp - Capital 6468	ABFP Income Fund	ABFP Income Fund, LLC	1,094,200.00
04/26/19	QuickBooks	Bancorp - Capital 6468	ABFP Income Fund	ABFP Income Fund, LLC	18,236.66
05/10/19	QuickBooks	Bancorp - Capital 6468	ABFP Income Fund	ABFP Income Fund, LLC	2,304,600.00
05/10/19	QuickBooks	Bancorp - Capital 6468	ABFP Income Fund	ABFP Income Fund, LLC	170,209.99
05/23/19	QuickBooks	Bancorp - Capital 6468	ABFP Income Fund	ABFP Income Fund, LLC	4,290,300.00
05/24/19	QuickBooks	Bancorp - Capital 6468	ABFP Income Fund	ABFP Income Fund, LLC	141,269.99
06/10/19	QuickBooks	Bancorp - Capital 6468	ABFP Income Fund	ABFP Income Fund, LLC	3,327,000.00
06/10/19	QuickBooks	Bancorp - Capital 6468	ABFP Income Fund	ABFP Income Fund, LLC	148,949.99
06/25/19	QuickBooks	Bancorp - Capital 6468	ABFP Income Fund	ABFP Income Fund, LLC	1,687,400.00
06/25/19	QuickBooks	Bancorp - Capital 6468	ABFP Income Fund	ABFP Income Fund, LLC	106,956.49
07/10/19	QuickBooks	Bancorp - Capital 6468	ABFP Income Fund	ABFP Income Fund, LLC	662,000.00
07/10/19	QuickBooks	Bancorp - Capital 6468	ABFP Income Fund	ABFP Income Fund, LLC	223,894.99
07/25/19	QuickBooks	Bancorp - Capital 6468	ABFP Income Fund	ABFP Income Fund, LLC	121,566.49
08/09/19	QuickBooks	Bancorp - Capital 6468	ABFP Income Fund	ABFP Income Fund, LLC	900,000.00
08/09/19	QuickBooks	Bancorp - Capital 6468	ABFP Income Fund	ABFP Income Fund, LLC	222,194.99
08/23/19	QuickBooks	Bancorp - Capital 6468	ABFP Income Fund	ABFP Income Fund, LLC	121,566.49
09/10/19	QuickBooks	Bancorp - Capital 6468	ABFP Income Fund	ABFP Income Fund, LLC	207,194.99
09/25/19	QuickBooks	Bancorp - Capital 6468	ABFP Income Fund	ABFP Income Fund, LLC	121,566.49
10/10/19	QuickBooks	Bancorp - Capital 6468	ABFP Income Fund	ABFP Income Fund, LLC	207,194.99
10/25/19	QuickBooks	Bancorp - Capital 6468	ABFP Income Fund	ABFP Income Fund, LLC	121,566.49
11/12/19	QuickBooks	Bancorp - Capital 6468	ABFP Income Fund	ABFP Income Fund, LLC	207,194.99
11/25/19	QuickBooks	Bancorp - Capital 6468	ABFP Income Fund	ABFP Income Fund, LLC	121,566.49
12/10/19	QuickBooks	TD Bank - Capital 9807	ABFP Income Fund	ABFP Income Fund LLC	207,194.99
12/23/19	QuickBooks	Actum ACH Prefund	ABFP Income Fund		121,566.49
12/27/19	QuickBooks	Priority Payment System Prefund	ABFP Income Fund		121,566.49
01/09/20	QuickBooks	Priority Payment System Prefund	ABFP Income Fund		207,194.99
01/23/20	QuickBooks	Actum ACH Prefund	ABFP Income Fund		68,499.98

Securities and Exchange Commission, Plaintiff,
 v.
 Complete Business Solutions Group, Inc. d/b/a Par Funding et. al., Defendants.
 CASE NO. 1:20-cv-81205-RAR
 UNITED STATES DISTRICT COURT
 SOUTHERN DISTRICT OF FLORIDA

ABFP Income Fund Transactions
For the Period from July 1, 2015 through July 27, 2020

Source: CBSG QuickBooks and Bank Records

Date	Source	QB / Bank Account	QB Payee	Bank Records Payee	Outgoing Funds
01/23/20	QuickBooks	Priority Payment System Prefund	ABFP Income Fund		121,566.49
01/24/20	QuickBooks	Actum ACH Prefund	ABFP Income Fund		400,000.00
02/07/20	QuickBooks	Actum ACH Prefund	ABFP Income Fund		207,194.99
02/24/20	QuickBooks	Priority Payment System Prefund	ABFP Income Fund		121,566.49
03/09/20	QuickBooks	Actum ACH Prefund	ABFP Income Fund		207,194.99
03/10/20	QuickBooks	Priority Payment System Prefund	ABFP Income Fund		2,266,000.00
06/01/20	QuickBooks	BOSJ - Operating 2091 (Note 2)	ABFP Income Fund	ABFP Income Fund, LLC	2,504.17
Total					\$ 32,633,720.41

Note 1) The support provided indicates that the funds went to an account at Victory Bank, but does not include the account holder.

Note 2) In February 2020, CBSG closed the BOSJ (Glacier Bank) account ending in 2091 and opened the BOSJ (Glacier Bank) account ending in 3352, but they did not open a separate QuickBooks account and continued to account for the activity in the 3352 account in the BOSJ 2091 QuickBooks account.

See Accompanying Report Dated August 13, 2020.

Securities and Exchange Commission, Plaintiff,
v.
Complete Business Solutions Group, Inc. d/b/a Par Funding et. al., Defendants.
CASE NO. 1:20-cv-81205-RAR
UNITED STATES DISTRICT COURT
SOUTHERN DISTRICT OF FLORIDA

ABFP Income Fund 2 Transactions
For the Period from July 1, 2015 through July 27, 2020

Source: CBSG QuickBooks and Bank Records

Date	Source	QB / Bank Account	QB Payee	Bank Records Payee	Outgoing Funds
09/25/18	QuickBooks	Republic Bank - Capital 4169	ABFP Income Fund 2	The Victory Bank (Note 1)	32,073.33
10/25/18	QuickBooks	Republic Bank - Capital 4169	ABFP Income Fund 2	The Victory Bank (Note 1)	61,619.99
11/26/18	QuickBooks	Republic Bank - Capital 4169	ABFP Income Fund 2	The Victory Bank (Note 1)	81,633.32
12/21/18	QuickBooks	Republic Bank - Capital 4169	ABFP Income Fund 2	The Victory Bank (Note 1)	90,566.65
01/25/19	QuickBooks	Republic Bank - Capital 4169	ABFP Income Fund 2	The Victory Bank (Note 1)	112,109.98
02/25/19	QuickBooks	Bancorp - Capital 6468	ABFP Income Fund 2	ABFP Income Fund 2, LP	131,523.31
03/25/19	QuickBooks	Bancorp - Capital 6468	ABFP Income Fund 2	ABFP Income Fund 2, LP	154,103.31
04/25/19	QuickBooks	Bancorp - Capital 6468	ABFP Income Fund 2	ABFP Income Fund 2, LP	158,769.97
04/25/19	Bank Records	Bancorp - Capital 6468	ABFP Income Fund	ABFP Income Fund 2, LP	115,461.66
05/24/19	QuickBooks	Bancorp - Capital 6468	ABFP Income Fund 2	ABFP Income Fund 2, LP	164,209.97
06/25/19	QuickBooks	Bancorp - Capital 6468	ABFP Income Fund 2	ABFP Income Fund 2, LP	164,209.97
07/25/19	QuickBooks	Bancorp - Capital 6468	ABFP Income Fund 2	ABFP Income Fund 2, LP	164,209.97
08/23/19	QuickBooks	Bancorp - Capital 6468	ABFP Income Fund 2	ABFP Income Fund 2, LP	1,924,400.00
08/23/19	QuickBooks	Bancorp - Capital 6468	ABFP Income Fund 2	ABFP Income Fund 2, LP	164,209.97
09/25/19	QuickBooks	Bancorp - Capital 6468	ABFP Income Fund 2	ABFP Income Fund 2, LP	1,772,800.00
09/25/19	QuickBooks	Bancorp - Capital 6468	ABFP Income Fund 2	ABFP Income Fund 2, LP	132,136.64
09/26/19	QuickBooks	Bancorp - Capital 6468	ABFP Income Fund 2	ABFP Income Fund 2, LP	16,733.33
10/25/19	QuickBooks	Bancorp - Capital 6468	ABFP Income Fund 2	ABFP Income Fund 2, LP	141,576.64
10/25/19	QuickBooks	Bancorp - Capital 6468	ABFP Income Fund 2	ABFP Income Fund 2, LP	1,200,800.00
11/25/19	QuickBooks	Bancorp - Capital 6468	ABFP Income Fund 2	ABFP Income Fund 2, LP	132,643.31
12/23/19	QuickBooks	Actum ACH Prefund	ABFP Income Fund 2		130,309.98
12/23/19	QuickBooks	Priority Payment System Prefund	ABFP Income Fund 2		328,000.00
12/27/19	QuickBooks	Priority Payment System Prefund	ABFP Income Fund 2		130,309.98
12/27/19	QuickBooks	Priority Payment System Prefund	ABFP Income Fund 2		328,000.00
01/23/20	QuickBooks	Actum ACH Prefund	ABFP Income Fund 2		15,833.32
01/23/20	QuickBooks	Priority Payment System Prefund	ABFP Income Fund 2		124,843.31
01/24/20	QuickBooks	Priority Payment System Prefund	ABFP Income Fund 2		1,164,800.00
02/24/20	QuickBooks	Priority Payment System Prefund	ABFP Income Fund 2		123,509.98
02/25/20	QuickBooks	Priority Payment System Prefund	ABFP Income Fund 2		1,354,800.00
06/01/20	QuickBooks	BOSJ - Operating 2091 (Note 2)	ABFP Income Fund 2	ABFP Income Fund 2, LP	27,674.17
07/01/20	QuickBooks	Priority Payment System Prefund	ABFP Income Fund 2		27,674.17
Total					\$10,671,546.23

Note 1) The support provided indicates that the funds went to an account at Victory Bank, but does not include the account holder.

Note 2) In February 2020, CBSG closed the BOSJ (Glacier Bank) account ending in 2091 and opened the BOSJ (Glacier Bank) account ending in 3352, but they did not open a separate QuickBooks account and continued to account for the activity in the 3352 account in the BOSJ 2091 QuickBooks account.

See Accompanying Report Dated August 13, 2020.

Exhibit P.5

Securities and Exchange Commission, Plaintiff,
 v.
Complete Business Solutions Group, Inc. d/b/a Par Funding et. al., Defendants.
CASE NO. 1:20-cv-81205-RAR
UNITED STATES DISTRICT COURT
SOUTHERN DISTRICT OF FLORIDA

ABFP Income Fund 3 Parallel Transactions
For the Period from July 1, 2015 through July 27, 2020

Source: CBSG QuickBooks and Bank Records

Date	Source	QB / Bank Account	QB Payee	Bank Records Payee	Outgoing Funds
06/01/20	QuickBooks	BOSJ - Operating 2091 (Note 1)	ABFP Income Fund 3 Parallel LLC	ABFP Income Fund 3 Parallel	117,725.00
07/02/20	QuickBooks	BOSJ - Operating 2091 (Note 1)	ABFP Income Fund 3 Parallel LLC	ABFP Income Fund 3 Parallel	113,883.33
07/03/20	QuickBooks	Priority Payment System Prefund	ABFP Income Fund 3 Parallel LLC		2,383.34
Total					\$ 233,991.67

Note 1) In February 2020, CBSG closed the BOSJ (Glacier Bank) account ending in 2091 and opened the BOSJ (Glacier Bank) account ending in 3352, but they did not open a separate QuickBooks account and continued to account for the activity in the 3352 account in the BOSJ 2091 QuickBooks account.

See Accompanying Report Dated August 13, 2020.

Securities and Exchange Commission, Plaintiff,
v.
Complete Business Solutions Group, Inc. d/b/a Par Funding et. al., Defendants.
CASE NO. 1:20-cv-81205-RAR
UNITED STATES DISTRICT COURT
SOUTHERN DISTRICT OF FLORIDA

ABFP Income Fund 4 Transactions
For the Period from July 1, 2015 through July 27, 2020

Source: CBSG QuickBooks and Bank Records

Date	Source	QB / Bank Account	QB Payee	Bank Records Payee	Outgoing Funds
09/26/19	QuickBooks	Bancorp - Capital 6468	ABFP Income Fund 4	ABFP Income Fund 4, LLC	\$ 49,981.99
10/10/19	QuickBooks	Bancorp - Capital 6468	ABFP Income Fund 4	ABFP Income Fund 4, LLC	120,291.66
10/25/19	QuickBooks	Bancorp - Capital 6468	ABFP Income Fund 4	ABFP Income Fund 4, LLC	125,081.75
11/12/19	QuickBooks	Bancorp - Capital 6468	ABFP Income Fund 4	ABFP Income Fund 4, LLC	179,599.99
11/25/19	QuickBooks	Bancorp - Capital 6468	ABFP Income Fund 4	ABFP Income Fund 4, LLC	155,581.75
12/10/19	QuickBooks	TD Bank - Capital 9807	ABFP Income Fund 4	ABFP Income Fund 4, LLC	198,191.65
12/23/19	QuickBooks	Priority Payment System Prefund	ABFP Income Fund 4		155,581.75
12/27/19	QuickBooks	Priority Payment System Prefund	ABFP Income Fund 4		155,581.75
01/09/20	QuickBooks	Priority Payment System Prefund	ABFP Income Fund 4		198,191.65
01/23/20	QuickBooks	Priority Payment System Prefund	ABFP Income Fund 4		156,415.08
02/07/20	QuickBooks	Actum ACH Prefund	ABFP Income Fund 4		198,191.65
02/24/20	QuickBooks	Priority Payment System Prefund	ABFP Income Fund 4		156,415.08
03/09/20	QuickBooks	Actum ACH Prefund	ABFP Income Fund 4		198,191.65
06/01/20	QuickBooks	BOSJ - Operating 2091 (Note 1)	ABFP Income Fund 4	ABFP Income Fund 4, LLC	2,142.86
Total					\$2,049,440.26

Note 1 In February 2020, CBSG closed the BOSJ (Glacier Bank) account ending in 2091 and opened the BOSJ (Glacier Bank) account ending in 3352, but they did not open a separate QuickBooks account and continued to account for the activity in the 3352 account in the BOSJ 2091 QuickBooks account.

See Accompanying Report Dated August 13, 2020.

Securities and Exchange Commission, Plaintiff,
v.
Complete Business Solutions Group, Inc. d/b/a Par Funding et. al., Defendants.
CASE NO. 1:20-cv-81205-RAR
UNITED STATES DISTRICT COURT
SOUTHERN DISTRICT OF FLORIDA

ABFP Income Fund 4 Parallel Transactions
For the Period from July 1, 2015 through July 27, 2020

Source: CBSG QuickBooks and Bank Records

Date	Source	QB / Bank Account	QB Payee	Bank Records Payee	Outgoing Funds
06/01/20	Bank Records	BOSJ - Operating 2091 (Note 1)	ABFP Income Fund Parallel LLC	ABFP Income Fund 4 Parallel LLC	\$ 86,508.96
07/02/20	QuickBooks	BOSJ - Operating 2091 (Note 1)	ABFP Income Fund 4 Parallel LLC	ABFP Income Fund 4 Parallel LLC	83,824.43
07/03/20	QuickBooks	Priority Payment System Prefund	ABFP Income Fund 4 Parallel LLC		2,138.70
Total					\$ 172,472.09

Note 1) In February 2020, CBSG closed the BOSJ (Glacier Bank) account ending in 2091 and opened the BOSJ (Glacier Bank) account ending in 3352, but they did not open a separate QuickBooks account and continued to account for the activity in the 3352 account in the BOSJ 2091 QuickBooks account.

See Accompanying Report Dated August 13, 2020.

Securities and Exchange Commission, Plaintiff,
 v.
 Complete Business Solutions Group, Inc. d/b/a Par Funding et. al., Defendants.
 CASE NO. 1:20-cv-81205-RAR
 UNITED STATES DISTRICT COURT
 SOUTHERN DISTRICT OF FLORIDA

ABFP Income Fund 6 Transactions
For the Period from July 1, 2015 through July 27, 2020

Source: CBSG QuickBooks and Bank Records

Date	Source	QB / Bank Account	QB Payee	Bank Records Payee	Outgoing Funds
01/23/20	QuickBooks	Priority Payment System Prefund	ABFP Income Fund 6		\$ 61,849.57
02/07/20	QuickBooks	Actum ACH Prefund	ABFP Income Fund 6		56,899.99
02/24/20	QuickBooks	Priority Payment System Prefund	ABFP Income Fund 6		90,266.23
03/09/20	QuickBooks	Actum ACH Prefund	ABFP Income Fund 6		143,341.65
06/01/20	Bank Records	BOSJ - Operating 2091 (Note 1)	ABFP Income Fund Parallel LLC	ABFP Income Fund 6 LLC	4,587.50
Total					\$ 356,944.94

Note 1) In February 2020, CBSG closed the BOSJ (Glacier Bank) account ending in 2091 and opened the BOSJ (Glacier Bank) account ending in 3352, but they did not open a separate QuickBooks account and continued to account for the activity in the 3352 account in the BOSJ 2091 QuickBooks account.

See Accompanying Report Dated August 13, 2020.

Exhibit P.9

Securities and Exchange Commission, Plaintiff,
 v.
 Complete Business Solutions Group, Inc. d/b/a Par Funding et. al., Defendants.
 CASE NO. 1:20-cv-81205-RAR
 UNITED STATES DISTRICT COURT
 SOUTHERN DISTRICT OF FLORIDA

ABFP Income Fund 6 Parallel Transactions
For the Period from July 1, 2015 through July 27, 2020

Source: CBSG QuickBooks and Bank Records

Date	Source	QB / Bank Account	QB Payee	Bank Records Payee	Outgoing Funds
06/01/20	QuickBooks	BOSJ - Operating 2091 (Note 1)	ABFP Income Fund 6 Parallel LLC	ABFP Income Fund 6 Parallel LLC	\$ 71,979.48
07/02/20	QuickBooks	BOSJ - Operating 2091 (Note 1)	ABFP Income Fund 6 Parallel LLC	ABFP Income Fund 6 Parallel LLC	66,766.98
07/03/20	QuickBooks	Priority Payment System Prefund	ABFP Income Fund 6 Parallel LLC		4,591.67
Total					\$ 143,338.13

Note 1 In February 2020, CBSG closed the BOSJ (Glacier Bank) account ending in 2091 and opened the BOSJ (Glacier Bank) account ending in 3352, but they did not open a separate QuickBooks account and continued to account for the activity in the 3352 account in the BOSJ 2091 QuickBooks account.

See Accompanying Report Dated August 13, 2020.

Securities and Exchange Commission, Plaintiff,
 v.
 Complete Business Solutions Group, Inc. d/b/a Par Funding et. al., Defendants.
 CASE NO. 1:20-cv-81205-RAR
 UNITED STATES DISTRICT COURT
 SOUTHERN DISTRICT OF FLORIDA

ABFP Income Fund Parallel Transactions
For the Period from July 1, 2015 through July 27, 2020

Source: CBSG QuickBooks and Bank Records

Date	Source	QB / Bank Account	QB Payee	Bank Records Payee	Outgoing Funds
06/01/20	QuickBooks	BOSJ - Operating 2091 (Note 1)	ABFP Income Fund Parallel LLC	ABFP Income Fund Parallel	76,852.88
07/01/20	QuickBooks	Priority Payment System Prefund	ABFP Income Fund Parallel LLC		76,352.88
Total					\$ 153,205.76

Note 1 In February 2020, CBSG closed the BOSJ (Glacier Bank) account ending in 2091 and opened the BOSJ (Glacier Bank) account ending in 3352, but they did not open a separate QuickBooks account and continued to account for the activity in the 3352 account in the BOSJ 2091 QuickBooks account.

See Accompanying Report Dated August 13, 2020.

Securities and Exchange Commission, Plaintiff,
v.
Complete Business Solutions Group, Inc. d/b/a Par Funding et. al., Defendants.
CASE NO. 1:20-cv-81205-RAR
UNITED STATES DISTRICT COURT
SOUTHERN DISTRICT OF FLORIDA

Beta Abigail Inc Transactions
For the Period from July 1, 2015 through July 27, 2020

Source: CBSG QuickBooks and Bank Records

Date	Source	QB / Bank Account	QB Payee	Bank Records Payee	Outgoing Funds
06/24/16	QuickBooks	TD Bank - Operating 9790	Beta Abigail Inc	Beta Abigail Inc	\$ 1,343.56
07/01/16	QuickBooks	TD Bank - Capital 9807	Beta Abigail Inc	Beta Abigail Inc	139,932.63
10/07/16	QuickBooks	TD Bank - Capital 9807	Beta Abigail Inc	Beta Abigail Inc	161,803.71
01/13/17	QuickBooks	TD Bank - Capital 9807	Beta Abigail Inc	Beta Abigail Inc	111,394.69
01/19/17	QuickBooks	Republic Bank - Capital 4169	Beta Abigail Inc	Beta Abigail Inc	111,394.69
04/03/17	QuickBooks	Republic Bank - Capital 4169	Beta Abigail Inc	Beta Abigail Inc	339,153.27
07/03/17	QuickBooks	Republic Bank - Capital 4169	Beta Abigail Inc	Beta Abigail Inc	366,903.50
10/03/17	QuickBooks	TD Bank - Capital 9807	Beta Abigail Inc	Beta Abigail Inc	455,641.50
01/02/18	QuickBooks	Republic Bank - Capital 4169	Beta Abigail Inc	Beta Abigail Inc	531,553.68
04/03/18	QuickBooks	Republic Bank - Capital 4169	Beta Abigail Inc	Beta Abigail Inc	237,332.66
05/08/18	QuickBooks	Republic Bank - Capital 4169	Beta Abigail Inc	Beta Abigail Inc	237,332.66
06/11/18	QuickBooks	Republic Bank - Capital 4169	Beta Abigail Inc	Beta Abigail Inc	237,332.66
07/05/18	QuickBooks	Republic Bank - Capital 4169	Beta Abigail Inc	Beta Abigail Inc	232,514.80
08/03/18	QuickBooks	Republic Bank - Capital 4169	Beta Abigail Inc	Beta Abigail Inc	232,514.80
09/07/18	QuickBooks	Republic Bank - Capital 4169	Beta Abigail Inc	Beta Abigail Inc	232,514.80
10/05/18	QuickBooks	Republic Bank - Capital 4169	Beta Abigail Inc	Beta Abigail Inc	157,859.50
01/04/19	QuickBooks	Republic Bank - Capital 4169	Beta Abigail Inc	Beta Abigail Inc	299,719.97
02/05/19	QuickBooks	Republic Bank - Capital 4169	Beta Abigail Inc	Beta Abigail Inc	299,719.97
03/15/19	QuickBooks	TD Bank - Capital 9807	Beta Abigail Inc	Beta Abigail Inc	299,719.97
04/05/19	QuickBooks	Bancorp - Capital 6468	Beta Abigail Inc	Beta Abigail Inc	192,667.44
Total					\$ 4,878,350.46

See Accompanying Report Dated August 13, 2020.

Securities and Exchange Commission, Plaintiff,
v.
Complete Business Solutions Group, Inc. d/b/a Par Funding et. al., Defendants.
CASE NO. 1:20-cv-81205-RAR
UNITED STATES DISTRICT COURT
SOUTHERN DISTRICT OF FLORIDA

Dean Vagnozzi Transactions
For the Period from July 1, 2015 through July 27, 2020

Source: CBSG QuickBooks and Bank Records

Date	Source	QB / Bank Account	QB Payee	Bank Records Payee	Outgoing Funds
09/23/16	QuickBooks	Republic Bank - Capital 4169	Dean J. Vagnozzi	Dean J. Vagnozzi	\$ 1,562.50
10/25/16	QuickBooks	Republic Bank - Capital 4169	Dean J. Vagnozzi	Dean J. Vagnozzi	1,562.50
11/25/16	QuickBooks	Republic Bank - Capital 4169	Dean J. Vagnozzi	Dean J. Vagnozzi	1,562.50
12/23/16	QuickBooks	Republic Bank - Capital 4169	Dean J. Vagnozzi	Dean J. Vagnozzi	1,562.50
01/25/17	QuickBooks	Republic Bank - Capital 4169	Dean J. Vagnozzi	Dean J. Vagnozzi	1,562.50
02/24/17	QuickBooks	Republic Bank - Capital 4169	Dean J. Vagnozzi	Dean J. Vagnozzi	1,562.50
03/24/17	QuickBooks	Republic Bank - Capital 4169	Dean J. Vagnozzi	Dean J. Vagnozzi	1,562.50
04/25/17	QuickBooks	Republic Bank - Capital 4169	Dean J. Vagnozzi	Dean J. Vagnozzi	1,562.50
05/25/17	QuickBooks	Republic Bank - Capital 4169	Dean J. Vagnozzi	Dean J. Vagnozzi	1,562.50
06/26/17	QuickBooks	Republic Bank - Capital 4169	Dean J. Vagnozzi	Dean J. Vagnozzi	1,562.50
07/25/17	QuickBooks	Republic Bank - Capital 4169	Dean J. Vagnozzi	Dean J. Vagnozzi	1,562.50
08/25/17	QuickBooks	Republic Bank - Capital 4169	Dean J. Vagnozzi	Dean J. Vagnozzi	151,562.50
09/25/17	QuickBooks	Republic Bank - Capital 4169	Dean J. Vagnozzi	Dean J. Vagnozzi	2,083.33
10/25/17	QuickBooks	Republic Bank - Capital 4169	Dean J. Vagnozzi	Dean J. Vagnozzi	2,083.33
11/24/17	QuickBooks	Republic Bank - Capital 4169	Dean J. Vagnozzi	Dean J. Vagnozzi	2,083.33
12/26/17	QuickBooks	Republic Bank - Capital 4169	Dean J. Vagnozzi	Dean J. Vagnozzi	2,083.33
01/25/18	QuickBooks	Republic Bank - Capital 4169	Dean J. Vagnozzi	Dean J. Vagnozzi	2,083.33
02/26/18	QuickBooks	Republic Bank - Capital 4169	Dean J. Vagnozzi	Dean J. Vagnozzi	2,083.33
03/23/18	QuickBooks	Republic Bank - Capital 4169	Dean J. Vagnozzi	Dean J. Vagnozzi	2,083.33
04/25/18	QuickBooks	Republic Bank - Capital 4169	Dean J. Vagnozzi	Dean J. Vagnozzi	2,083.33
05/25/18	QuickBooks	Republic Bank - Capital 4169	Dean J. Vagnozzi	Dean J. Vagnozzi	2,083.33
06/25/18	QuickBooks	Republic Bank - Capital 4169	Dean J. Vagnozzi	Dean J. Vagnozzi	2,083.33
07/25/18	QuickBooks	Republic Bank - Capital 4169	Dean J. Vagnozzi	Dean J. Vagnozzi	2,083.33
08/24/18	QuickBooks	Republic Bank - Capital 4169	Dean J. Vagnozzi	The Victory Bank (Note 1)	202,083.33
12/28/18	QuickBooks	TD Bank - Capital 9807	Dean J. Vagnozzi	Dean J. Vagnozzi	349,387.50
Total					\$ 743,137.46

Note 1) The support provided indicates that the funds went to an account at Victory Bank, but does not include the account holder.

See Accompanying Report Dated August 13, 2020.

Securities and Exchange Commission, Plaintiff,
v.
Complete Business Solutions Group, Inc. d/b/a Par Funding et. al., Defendants.
CASE NO. 1:20-cv-81205-RAR
UNITED STATES DISTRICT COURT
SOUTHERN DISTRICT OF FLORIDA

Eagle Six Transactions
For the Period from July 1, 2015 through July 27, 2020

Source: CBSG QuickBooks and Bank Records

Date	Source	QB / Bank Account	QB Payee	Bank Records Payee	Outgoing Funds
07/20/18	QuickBooks	Republic Bank - Capital 4169	Eagle Six Consultants	Eagle Six Consultants, Inc.	\$ 46,000.00
07/23/18	QuickBooks	Republic Bank - Capital 4169	Eagle Six Consultants	Eagle Six Consultants, Inc.	58,000.00
07/25/18	QuickBooks	Republic Bank - Capital 4169	Eagle Six Consultants	Eagle Six Consultants, Inc.	49,000.00
07/25/18	QuickBooks	Republic Bank - Capital 4169	Eagle Six Consultants	Eagle Six Consultants, Inc.	47,000.00
07/27/18	QuickBooks	Republic Bank - Capital 4169	Eagle Six Consultants	Eagle Six Consultants, Inc.	75,000.00
07/27/18	QuickBooks	Republic Bank - Capital 4169	Eagle Six Consultants	Eagle Six Consultants, Inc.	49,000.00
07/30/18	QuickBooks	Republic Bank - Capital 4169	Eagle Six Consultants	Eagle Six Consultants, Inc.	42,000.00
07/31/18	QuickBooks	Republic Bank - Capital 4169	Eagle Six Consultants	Eagle Six Consultants, Inc.	47,500.00
08/02/18	QuickBooks	TD Bank - Capital 9807	Eagle Six Consultants	Eagle Six Consultants, Inc.	42,000.00
08/03/18	QuickBooks	Republic Bank - Capital 4169	Eagle Six Consultants	Eagle Six Consultants, Inc.	47,000.00
08/03/18	QuickBooks	TD Bank - Capital 9807	Eagle Six Consultants	Eagle Six Consultants, Inc.	38,000.00
08/07/18	QuickBooks	Republic Bank - Capital 4169	Eagle Six Consultants	Eagle Six Consultants, Inc.	350,000.00
08/08/18	QuickBooks	Republic Bank - Capital 4169	Eagle Six Consultants	Eagle Six Consultants, Inc.	60,000.00
08/09/18	QuickBooks	Republic Bank - Capital 4169	Eagle Six Consultants	Eagle Six Consultants, Inc.	43,000.00
08/13/18	QuickBooks	Republic Bank - Capital 4169	Eagle Six Consultants	Eagle Six Consultants, Inc.	46,500.00
08/14/18	QuickBooks	Republic Bank - Capital 4169	Eagle Six Consultants	Eagle Six Consultants, Inc.	41,000.00
08/15/18	QuickBooks	Republic Bank - Capital 4169	Eagle Six Consultants	Eagle Six Consultants, Inc.	96,000.00
08/16/18	QuickBooks	Republic Bank - Capital 4169	Eagle Six Consultants	Eagle Six Consultants, Inc.	49,500.00
08/17/18	QuickBooks	Republic Bank - Capital 4169	Eagle Six Consultants	Eagle Six Consultants, Inc.	38,000.00
08/21/18	QuickBooks	Republic Bank - Capital 4169	Eagle Six Consultants	Eagle Six Consultants, Inc.	125,000.00
08/22/18	QuickBooks	Republic Bank - Capital 4169	Eagle Six Consultants	Eagle Six Consultants, Inc.	29,500.00
08/23/18	QuickBooks	Republic Bank - Capital 4169	Eagle Six Consultants	Eagle Six Consultants, Inc.	46,000.00
08/27/18	QuickBooks	Republic Bank - Capital 4169	Eagle Six Consultants	Eagle Six Consultants, Inc.	65,000.00
08/30/18	QuickBooks	Republic Bank - Capital 4169	Eagle Six Consultants	Eagle Six Consultants, Inc.	165,000.00
08/31/18	QuickBooks	Republic Bank - Capital 4169	Eagle Six Consultants	Eagle Six Consultants, Inc.	129,000.00
09/05/18	QuickBooks	Republic Bank - Capital 4169	Eagle Six Consultants	Eagle Six Consultants, Inc.	145,000.00
09/06/18	QuickBooks	Republic Bank - Capital 4169	Eagle Six Consultants	Eagle Six Consultants, Inc.	176,000.00
09/12/18	QuickBooks	TD Bank - Capital 9807	Eagle Six Consultants	Eagle Six Consultants, Inc.	190,000.00
09/17/18	QuickBooks	Republic Bank - Capital 4169	Eagle Six Consultants	Eagle Six Consultants, Inc.	195,500.00
09/18/18	QuickBooks	Republic Bank - Capital 4169	Eagle Six Consultants	Eagle Six Consultants, Inc.	175,000.00
09/27/18	QuickBooks	Republic Bank - Capital 4169	Eagle Six Consultants	Eagle Six Consultants, Inc.	86,000.00
10/03/18	QuickBooks	Republic Bank - Capital 4169	Eagle Six Consultants	Eagle Six Consultants, Inc.	375,000.00
10/04/18	QuickBooks	Republic Bank - Capital 4169	Eagle Six Consultants	Eagle Six Consultants, Inc.	90,000.00
10/05/18	QuickBooks	Republic Bank - Capital 4169	Eagle Six Consultants	Eagle Six Consultants, Inc.	76,000.00
10/09/18	QuickBooks	Republic Bank - Capital 4169	Eagle Six Consultants	Eagle Six Consultants, Inc.	96,000.00
10/12/18	QuickBooks	Republic Bank - Capital 4169	Eagle Six Consultants	Eagle Six Consultants, Inc.	97,000.00
10/16/18	QuickBooks	TD Bank - Capital 9807	Eagle Six Consultants	Eagle Six Consultants, Inc.	2,500,000.00
10/23/18	QuickBooks	Republic Bank - Capital 4169	Eagle Six Consultants	Eagle Six Consultants, Inc.	68,500.00
10/24/18	QuickBooks	Republic Bank - Capital 4169	Eagle Six Consultants	Eagle Six Consultants, Inc.	58,500.00
10/26/18	QuickBooks	Republic Bank - Capital 4169	Eagle Six Consultants	Eagle Six Consultants, Inc.	96,000.00
11/05/18	QuickBooks	Republic Bank - Capital 4169	Eagle Six Consultants	Eagle Six Consultants, Inc.	175,000.00
11/09/18	QuickBooks	TD Bank - Operating 9790	Eagle Six Consultants	Eagle Six Consultants, Inc.	30,000.00
11/19/18	QuickBooks	Republic Bank - Capital 4169	Eagle Six Consultants	Eagle Six Consultants, Inc.	1,500,000.00
12/03/18	QuickBooks	Republic Bank - Capital 4169	Eagle Six Consultants	Eagle Six Consultants, Inc.	175,000.00
12/04/18	QuickBooks	TD Bank - Capital 9807	Eagle Six Consultants	Eagle Six Consultants, Inc.	125,000.00
12/12/18	QuickBooks	TD Bank - Operating 9790	Eagle Six Consultants	Eagle Six Consultants, Inc.	3,103.08
01/16/19	QuickBooks	Republic Bank - Capital 4169	Eagle Six Consultants	Eagle Six Consultants, Inc.	150,000.00
01/18/19	QuickBooks	Republic Bank - Capital 4169	Eagle Six Consultants	Eagle Six Consultants, Inc.	155,700.00
01/22/19	QuickBooks	Republic Bank - Capital 4169	Eagle Six Consultants	Eagle Six Consultants, Inc.	175,000.00
01/24/19	QuickBooks	Republic Bank - Capital 4169	Eagle Six Consultants	Eagle Six Consultants, Inc.	175,000.00
01/29/19	QuickBooks	Republic Bank - Capital 4169	Eagle Six Consultants	Eagle Six Consultants, Inc.	165,000.00
01/31/19	QuickBooks	Republic Bank - Capital 4169	Eagle Six Consultants	Eagle Six Consultants, Inc.	100,000.00
02/07/19	QuickBooks	Bancorp - Capital 6468	Eagle Six Consultants	Eagle Six Consultants, Inc.	265,000.00
02/15/19	QuickBooks	TD Bank - Operating 9790	Eagle Six Consultants	Eagle Six Consultants, Inc.	60,000.00
02/28/19	QuickBooks	Bancorp - Capital 6468	Eagle Six Consultants	Eagle Six Consultants, Inc.	550,000.00
03/01/19	QuickBooks	TD Bank - Operating 9790	Eagle Six Consultants	Eagle Six Consultants, Inc.	30,000.00

Securities and Exchange Commission, Plaintiff,
v.
Complete Business Solutions Group, Inc. d/b/a Par Funding et. al., Defendants.
CASE NO. 1:20-cv-81205-RAR
UNITED STATES DISTRICT COURT
SOUTHERN DISTRICT OF FLORIDA

Eagle Six Transactions
For the Period from July 1, 2015 through July 27, 2020

Source: CBSG QuickBooks and Bank Records

Date	Source	QB / Bank Account	QB Payee	Bank Records Payee	Outgoing Funds
03/25/19	QuickBooks	Bancorp - Capital 6468	Eagle Six Consultants	Eagle Six Consultants, Inc.	233,933.41
03/29/19	QuickBooks	TD Bank - Operating 9790	Eagle Six Consultants	Eagle Six Consultants, Inc.	37,500.00
04/12/19	QuickBooks	Bancorp - Capital 6468	Eagle Six Consultants	Eagle Six Consultants, Inc.	750,000.00
04/12/19	QuickBooks	TD Bank - Operating 9790	Eagle Six Consultants	Eagle Six Consultants, Inc.	30,000.00
04/24/19	QuickBooks	Bancorp - Capital 6468	Eagle Six Consultants	Eagle Six Consultants, Inc.	483,061.00
04/29/19	QuickBooks	Bancorp - Capital 6468	Eagle Six Consultants	Eagle Six Consultants, Inc.	1,752,164.08
05/21/19	Bank Records	TD Bank:TD Bank - Capital 9807	ROCF002:19004	Eagle Six Consultants, Inc.	400,000.00
06/19/19	QuickBooks	TD Bank - Capital 9807	Eagle Six Consultants	Eagle Six Consultants, Inc.	960,421.00
06/26/19	Bank Records	TD Bank:TD Bank - Capital 9807	LME 2017 FAM TR	Eagle Six Consultants, Inc.	906,375.00
06/28/19	Bank Records	TD Bank:TD Bank - Capital 9807	LME 2017 FAM TR	Eagle Six Consultants, Inc.	1,000,000.00
07/16/19	Bank Records	TD Bank:TD Bank - Capital 9807	COLO002:19005	Eagle Six Consultants, Inc.	100,000.00
07/17/19	QuickBooks	TD Bank - Payroll 9782	Eagle Six Consultants	Eagle Six Consultants, Inc.	30,000.00
08/28/19	QuickBooks	TD Bank - Payroll 9782	Eagle Six Consultants	Eagle Six Consultants, Inc.	1,000.00
08/28/19	Bank Records	TD Bank:TD Bank - Capital 9807	LME 2017 FAM TR	Eagle Six Consultants, Inc.	1,186,442.40
09/25/19	QuickBooks	Bancorp - Capital 6468	Eagle Six Consultants	Eagle Six Consultants, Inc.	500,000.00
10/04/19	QuickBooks	TD Bank - Payroll 9782	Eagle Six Consultants	Eagle Six Consultants, Inc.	1,000.00
10/07/19	QuickBooks	TD Bank - Capital 9807	Eagle Six Consultants	Eagle Six Consultants, Inc.	750,000.00
10/15/19	QuickBooks	Bancorp - Capital 6468	Eagle Six Consultants	Eagle Six Consultants, Inc.	2,000,000.00
12/09/19	Bank Records	TD Bank:TD Bank - Capital 9807	LME 2017 FAM TR	Eagle Six Consultants, Inc.	1,635,000.00
12/12/19	Bank Records	TD Bank:TD Bank - Capital 9807	LME 2017 FAM TR	Eagle Six Consultants, Inc.	1,564,332.65
12/16/19	Bank Records	TD Bank:TD Bank - Capital 9807	LME 2017 FAM TR	Eagle Six Consultants, Inc.	750,000.00
12/26/19	QuickBooks	BOSJ - Operating 2091	Eagle Six Consultants	Eagle Six Consultants, Inc.	50,000.00
12/26/19	Bank Records	TD Bank:TD Bank - Capital 9807	LME 2017 FAM TR	Eagle Six Consultants, Inc.	650,000.00
12/30/19	QuickBooks	BOSJ - Operating 2091	Eagle Six Consultants	Eagle Six Consultants, Inc.	19,000.00
01/17/20	QuickBooks	BOSJ - Operating 2091	Eagle Six Consultants	Eagle Six Consultants, Inc.	1,250,000.00
01/21/20	QuickBooks	BOSJ - Operating 2091	Eagle Six Consultants	Eagle Six Consultants, Inc.	1,492,891.00
01/24/20	QuickBooks	Actum ACH Prefund	Eagle Six Consultants		698,000.00
01/28/20	QuickBooks	Priority Payment System Prefund	Eagle Six Consultants		628,837.24
01/31/20	QuickBooks	BOSJ - Operating 2091	Eagle Six Consultants	Eagle Six Consultants, Inc.	19,000.00
01/31/20	QuickBooks	TD Bank - Capital 9807	Eagle Six Consultants	Eagle Six Consultants, Inc.	1,195,761.00
02/11/20	QuickBooks	BOSJ - Operating 2091	Eagle Six Consultants	Eagle Six Consultants, Inc.	804,239.00
02/14/20	QuickBooks	BOSJ - Operating 2091	Eagle Six Consultants	Eagle Six Consultants, Inc.	475,000.00
02/19/20	QuickBooks	BOSJ - Operating 2091	Eagle Six Consultants	Eagle Six Consultants, Inc.	75,000.00
02/24/20	QuickBooks	BOSJ - Operating 2091 (Note 1)	Eagle Six Consultants	Eagle Six Consultants, Inc.	800,000.00
02/27/20	QuickBooks	BOSJ - Operating 2091 (Note 1)	Eagle Six Consultants	Eagle Six Consultants, Inc.	950,000.00
03/02/20	QuickBooks	BOSJ - Operating 2091 (Note 1)	Eagle Six Consultants	Eagle Six Consultants, Inc.	500,000.00
03/04/20	QuickBooks	BOSJ - Operating 2091 (Note 1)	Eagle Six Consultants	Eagle Six Consultants, Inc.	850,000.00
03/09/20	QuickBooks	BOSJ - Operating 2091 (Note 1)	Eagle Six Consultants	Eagle Six Consultants, Inc.	500,000.00
03/09/20	QuickBooks	BOSJ - Operating 2091 (Note 1)	Eagle Six Consultants	Eagle Six Consultants, Inc.	500,000.00
03/12/20	QuickBooks	BOSJ - Operating 2091 (Note 1)	Eagle Six Consultants	Eagle Six Consultants, Inc.	1,600,000.00
03/16/20	QuickBooks	BOSJ - Operating 2091 (Note 1)	Eagle Six Consultants	Eagle Six Consultants, Inc.	475,000.00
03/20/20	QuickBooks	BOSJ - Operating 2091 (Note 1)	Eagle Six Consultants	Eagle Six Consultants, Inc.	750,000.00
04/06/20	QuickBooks	BOSJ - Operating 2091 (Note 1)	Eagle Six Consultants	Eagle Six Consultants, Inc.	10,875.00
04/06/20	QuickBooks	BOSJ - Operating 2091 (Note 1)	Eagle Six Consultants	Eagle Six Consultants, Inc.	6,000.00
04/27/20	QuickBooks	BOSJ - Operating 2091 (Note 1)	Eagle Six Consultants	Eagle Six Consultants, Inc.	4,500,000.00
05/07/20	QuickBooks	BOSJ - Operating 2091 (Note 1)	Eagle Six Consultants	Eagle Six Consultants, Inc.	16,875.00
06/11/20	QuickBooks	BOSJ - Operating 2091 (Note 1)	Eagle Six Consultants	Eagle Six Consultants, Inc.	600.00
06/26/20	QuickBooks	First Bank Operating - 7807	Eagle Six Consultants		38,428.07
07/03/20	QuickBooks	BOSJ - Operating 2091 (Note 1)	Eagle Six Consultants	Eagle Six Consultants, Inc.	580,089.57
07/10/20	QuickBooks	BOSJ - Operating 2091 (Note 1)	Eagle Six Consultants	Eagle Six Consultants, Inc.	580,089.57
07/16/20	QuickBooks	BOSJ - Operating 2091 (Note 1)	Eagle Six Consultants	Eagle Six Consultants, Inc.	1,974,290.63
Total					\$47,143,508.70

Securities and Exchange Commission, Plaintiff,
v.
Complete Business Solutions Group, Inc. d/b/a Par Funding et. al., Defendants.
CASE NO. 1:20-cv-81205-RAR
UNITED STATES DISTRICT COURT
SOUTHERN DISTRICT OF FLORIDA

Eagle Six Transactions
For the Period from July 1, 2015 through July 27, 2020

Source: CBSG QuickBooks and Bank Records

Date	Source	QB / Bank Account	QB Payee	Bank Records Payee	Outgoing Funds
------	--------	-------------------	----------	--------------------	----------------

Note 1) In February 2020, CBSG closed the BOSJ (Glacier Bank) account ending in 2091 and opened the BOSJ (Glacier Bank) account ending in 3352, but they did not open a separate QuickBooks account and continued to account for the activity in the 3352 account in the BOSJ 2091 QuickBooks account.

See Accompanying Report Dated August 13, 2020.

Securities and Exchange Commission, Plaintiff,
v.
Complete Business Solutions Group, Inc. d/b/a Par Funding et. al., Defendants.
CASE NO. 1:20-cv-81205-RAR
UNITED STATES DISTRICT COURT
SOUTHERN DISTRICT OF FLORIDA

Fidelis Financial Planning Transactions
For the Period from July 1, 2015 through July 27, 2020

Source: CBSG QuickBooks and Bank Records

Date	Source	QB / Bank Account	QB Payee	Bank Records Payee	Outgoing Funds
06/25/18	QuickBooks	Republic Bank - Capital 4169	Fidelis Financial Planning LLC	Fidelis Financial Planning, LLC	3,466.66
07/10/18	QuickBooks	Republic Bank - Capital 4169	Fidelis Financial Planning LLC	Fidelis Financial Planning, LLC	4,583.33
07/25/18	QuickBooks	Republic Bank - Capital 4169	Fidelis Financial Planning LLC	Fidelis Financial Planning, LLC	6,799.99
08/10/18	QuickBooks	Republic Bank - Capital 4169	Fidelis Financial Planning LLC	Fidelis Financial Planning, LLC	4,583.33
08/24/18	QuickBooks	Republic Bank - Capital 4169	Fidelis Financial Planning LLC	Fidelis Financial Planning, LLC	10,133.32
09/10/18	QuickBooks	Republic Bank - Capital 4169	Fidelis Financial Planning LLC	Fidelis Financial Planning, LLC	11,449.99
09/25/18	QuickBooks	Republic Bank - Capital 4169	Fidelis Financial Planning LLC	Fidelis Financial Planning, LLC	18,466.65
10/10/18	QuickBooks	Republic Bank - Capital 4169	Fidelis Financial Planning LLC	Fidelis Financial Planning, LLC	11,449.99
10/25/18	QuickBooks	Republic Bank - Capital 4169	Fidelis Financial Planning LLC	Fidelis Financial Planning, LLC	18,466.65
11/09/18	QuickBooks	Republic Bank - Capital 4169	Fidelis Financial Planning LLC	Fidelis Financial Planning, LLC	14,783.32
11/26/18	QuickBooks	Republic Bank - Capital 4169	Fidelis Financial Planning LLC	Fidelis Financial Planning, LLC	21,799.98
12/07/18	QuickBooks	Republic Bank - Capital 4169	Fidelis Financial Planning LLC	Fidelis Financial Planning, LLC	18,949.99
12/24/18	QuickBooks	TD Bank - Capital 9807	Fidelis Financial Planning LLC	Fidelis Financial Planning, LLC	25,133.31
01/10/19	QuickBooks	Republic Bank - Capital 4169	Fidelis Financial Planning LLC	Fidelis Financial Planning, LLC	18,949.99
01/25/19	QuickBooks	Republic Bank - Capital 4169	Fidelis Financial Planning LLC	Fidelis Financial Planning, LLC	25,133.31
02/11/19	QuickBooks	TD Bank - Capital 9807	Fidelis Financial Planning LLC	Fidelis Financial Planning, LLC	18,949.99
02/25/19	QuickBooks	Bancorp - Capital 6468	Fidelis Financial Planning LLC	Fidelis Financial Planning, LLC	25,133.31
03/11/19	QuickBooks	Bancorp - Capital 6468	Fidelis Financial Planning LLC	Fidelis Financial Planning, LLC	18,949.99
03/25/19	QuickBooks	Bancorp - Capital 6468	Fidelis Financial Planning LLC	Fidelis Financial Planning, LLC	36,049.97
04/10/19	QuickBooks	Bancorp - Capital 6468	Fidelis Financial Planning LLC	Fidelis Financial Planning, LLC	38,083.31
04/25/19	QuickBooks	Bancorp - Capital 6468	Fidelis Financial Planning LLC	Fidelis Financial Planning, LLC	36,049.97
05/10/19	QuickBooks	Bancorp - Capital 6468	Fidelis Financial Planning LLC	Fidelis Financial Planning, LLC	52,916.64
05/24/19	QuickBooks	TD Bank - Capital 9807	Fidelis Financial Planning LLC	Fidelis Financial Planning, LLC	208,000.00
05/24/19	QuickBooks	TD Bank - Capital 9807	Fidelis Financial Planning LLC	Fidelis Financial Planning, LLC	36,049.97
06/10/19	QuickBooks	Bancorp - Capital 6468	Fidelis Financial Planning LLC	Fidelis Financial Planning, LLC	66,283.30
06/10/19	QuickBooks	Bancorp - Capital 6468	Fidelis Financial Planning LLC	Fidelis Financial Planning, LLC	275,000.00
06/25/19	QuickBooks	Bancorp - Capital 6468	Fidelis Financial Planning LLC	Fidelis Financial Planning, LLC	200,000.00
06/25/19	QuickBooks	Bancorp - Capital 6468	Fidelis Financial Planning LLC	Fidelis Financial Planning, LLC	32,583.31
07/10/19	QuickBooks	Bancorp - Capital 6468	Fidelis Financial Planning LLC	Fidelis Financial Planning, LLC	70,999.97
07/25/19	QuickBooks	Bancorp - Capital 6468	Fidelis Financial Planning LLC	Fidelis Financial Planning, LLC	35,966.64
07/25/19	QuickBooks	Bancorp - Capital 6468	Fidelis Financial Planning LLC	Fidelis Financial Planning, LLC	200,000.00
08/09/19	QuickBooks	Bancorp - Capital 6468	Fidelis Financial Planning LLC	Fidelis Financial Planning, LLC	412,000.00
08/09/19	QuickBooks	Bancorp - Capital 6468	Fidelis Financial Planning LLC	Fidelis Financial Planning, LLC	78,499.97
08/23/19	QuickBooks	Bancorp - Capital 6468	Fidelis Financial Planning LLC	Fidelis Financial Planning, LLC	500,000.00
08/23/19	QuickBooks	Bancorp - Capital 6468	Fidelis Financial Planning LLC	Fidelis Financial Planning, LLC	32,633.31
09/10/19	QuickBooks	Bancorp - Capital 6468	Fidelis Financial Planning LLC	Fidelis Financial Planning, LLC	74,966.64
09/25/19	QuickBooks	Bancorp - Capital 6468	Fidelis Financial Planning LLC	Fidelis Financial Planning, LLC	24,299.98
09/26/19	QuickBooks	Bancorp - Capital 6468	Fidelis Financial Planning LLC	Fidelis Financial Planning, LLC	11,700.00
10/10/19	QuickBooks	Bancorp - Capital 6468	Fidelis Financial Planning LLC	Fidelis Financial Planning, LLC	200,000.00
10/10/19	QuickBooks	Bancorp - Capital 6468	Fidelis Financial Planning LLC	Fidelis Financial Planning, LLC	84,166.64
10/15/19	QuickBooks	Bancorp - Capital 6468	Fidelis Financial Planning LLC	Fidelis Financial Planning, LLC	6,333.33
10/25/19	QuickBooks	Bancorp - Capital 6468	Fidelis Financial Planning LLC	Fidelis Financial Planning, LLC	200,000.00
10/25/19	QuickBooks	Bancorp - Capital 6468	Fidelis Financial Planning LLC	Fidelis Financial Planning, LLC	45,999.98
11/12/19	QuickBooks	Bancorp - Capital 6468	Fidelis Financial Planning LLC	Fidelis Financial Planning, LLC	87,466.64
11/12/19	QuickBooks	Bancorp - Capital 6468	Fidelis Financial Planning LLC	Fidelis Financial Planning, LLC	250,000.00
11/25/19	QuickBooks	Bancorp - Capital 6468	Fidelis Financial Planning LLC	Fidelis Financial Planning, LLC	51,833.31
11/25/19	QuickBooks	Bancorp - Capital 6468	Fidelis Financial Planning LLC	Fidelis Financial Planning, LLC	200,000.00
12/10/19	QuickBooks	TD Bank - Capital 9807	Fidelis Financial Planning LLC	Fidelis Financial Planning, LLC	87,466.63
12/23/19	QuickBooks	Actum ACH Prefund	Fidelis Financial Planning LLC	Fidelis Financial Planning, LLC	51,833.31
12/27/19	QuickBooks	Priority Payment System Prefund	Fidelis Financial Planning LLC	Fidelis Financial Planning, LLC	51,833.31
01/09/20	QuickBooks	Priority Payment System Prefund	Fidelis Financial Planning LLC	Fidelis Financial Planning, LLC	97,466.62
01/23/20	QuickBooks	Actum ACH Prefund	Fidelis Financial Planning LLC	Fidelis Financial Planning, LLC	51,833.31
02/07/20	QuickBooks	Priority Payment System Prefund	Fidelis Financial Planning LLC	Fidelis Financial Planning, LLC	97,466.62
02/24/20	QuickBooks	Priority Payment System Prefund	Fidelis Financial Planning LLC	Fidelis Financial Planning, LLC	55,999.97
03/09/20	QuickBooks	Priority Payment System Prefund	Fidelis Financial Planning LLC	Fidelis Financial Planning, LLC	97,466.62
03/10/20	QuickBooks	Priority Payment System Prefund	Fidelis Financial Planning LLC	Fidelis Financial Planning, LLC	1,148,000.00
05/20/20	QuickBooks	BOSJ - Operating 2091 (Note 1)	Fidelis Financial Planning LLC	Fidelis Financial Planning, LLC	850,000.00
05/29/20	QuickBooks	Priority Payment System Prefund	Fidelis Financial Planning LLC	Fidelis Financial Planning, LLC	31,062.50
07/01/20	QuickBooks	Priority Payment System Prefund	Fidelis Financial Planning LLC	Fidelis Financial Planning, LLC	31,062.50
Total					\$ 6,476,557.37

Securities and Exchange Commission, Plaintiff,
v.
Complete Business Solutions Group, Inc. d/b/a Par Funding et. al., Defendants.
CASE NO. 1:20-cv-81205-RAR
UNITED STATES DISTRICT COURT
SOUTHERN DISTRICT OF FLORIDA

Fidelis Financial Planning Transactions
For the Period from July 1, 2015 through July 27, 2020

Source: CBSG QuickBooks and Bank Records

Date	Source	QB / Bank Account	QB Payee	Bank Records Payee	Outgoing Funds
------	--------	-------------------	----------	--------------------	----------------

Note 1) In February 2020, CBSG closed the BOSJ (Glacier Bank) account ending in 2091 and opened the BOSJ (Glacier Bank) account ending in 3352, but they did not open a separate QuickBooks account and continued to account for the activity in the 3352 account in the BOSJ 2091 QuickBooks account.

See Accompanying Report Dated August 13, 2020.

Securities and Exchange Commission, Plaintiff,
v.
Complete Business Solutions Group, Inc. d/b/a Par Funding et. al., Defendants.
CASE NO. 1:20-cv-81205-RAR
UNITED STATES DISTRICT COURT
SOUTHERN DISTRICT OF FLORIDA

Full Spectrum Processing Transactions
For the Period from July 1, 2015 through July 27, 2020

Source: CBSG QuickBooks and Bank Records

Date	Source	QB / Bank Account	QB Payee	Bank Records Payee	Outgoing Funds
01/11/17	QuickBooks	Republic Bank - Operating 4126	Full Spectrum Processing	Transfer to/from FSP Operating	\$ 30,000.00
01/26/17	QuickBooks	Republic Bank - Operating 4126	Full Spectrum Processing	Transfer to/from FSP Payroll	25,000.00
02/09/17	QuickBooks	Republic Bank - Capital 4169	Full Spectrum Processing	Transfer to/from FSP Payroll	20,000.00
02/23/17	QuickBooks	Republic Bank - Capital 4169	Full Spectrum Processing	Transfer to/from FSP Payroll	25,000.00
03/09/17	QuickBooks	Republic Bank - Capital 4169	Full Spectrum Processing	Transfer to/from FSP Payroll	30,000.00
03/23/17	QuickBooks	Republic Bank - Capital 4169	Full Spectrum Processing	Transfer to/from FSP Operating	20,000.00
04/06/17	QuickBooks	Republic Bank - Capital 4169	Full Spectrum Processing	Transfer to/from FSP Payroll	25,000.00
04/20/17	QuickBooks	Republic Bank - Capital 4169	Full Spectrum Processing	Transfer to/from FSP Payroll	30,000.00
05/04/17	QuickBooks	Republic Bank - Capital 4169	Full Spectrum Processing	Transfer to/from FSP Payroll	20,000.00
05/18/17	QuickBooks	Republic Bank - Capital 4169	Full Spectrum Processing	Transfer to/from FSP Payroll	30,000.00
06/01/17	QuickBooks	Republic Bank - Capital 4169	Full Spectrum Processing	Transfer to/from FSP Payroll	30,000.00
06/15/17	QuickBooks	Republic Bank - Capital 4169	Full Spectrum Processing	Transfer to/from FSP Payroll	30,000.00
06/29/17	QuickBooks	Republic Bank - Capital 4169	Full Spectrum Processing	Transfer to/from FSP Payroll	30,000.00
06/30/17	QuickBooks	Republic Bank - Capital 4169	Full Spectrum Processing	Transfer to/from FSP Operating	5,000.00
07/13/17	QuickBooks	Republic Bank - Capital 4169	Full Spectrum Processing	Transfer to/from FSP Operating	35,000.00
07/27/17	QuickBooks	Republic Bank - Capital 4169	Full Spectrum Processing	Transfer to/from FSP Operating	40,000.00
08/10/17	QuickBooks	Republic Bank - Operating 4126	Full Spectrum Processing	Transfer to/from FSP Payroll	40,000.00
08/24/17	QuickBooks	Republic Bank - Capital 4169	Full Spectrum Processing	Transfer to/from FSP Payroll	40,000.00
09/07/17	QuickBooks	Republic Bank - Capital 4169	Full Spectrum Processing	Transfer to/from FSP Payroll	40,000.00
09/21/17	QuickBooks	Republic Bank - Operating 4126	Full Spectrum Processing	Transfer to/from FSP Payroll	40,000.00
10/05/17	QuickBooks	Republic Bank - Operating 4126	Full Spectrum Processing	Transfer to/from FSP Payroll	40,000.00
10/19/17	QuickBooks	Republic Bank - Capital 4169	Full Spectrum Processing	Transfer to/from FSP Payroll	50,000.00
11/02/17	QuickBooks	Republic Bank - Operating 4126	Full Spectrum Processing	Transfer to/from FSP Payroll	40,000.00
11/16/17	QuickBooks	Republic Bank - Capital 4169	Full Spectrum Processing	Transfer to/from FSP Payroll	50,000.00
11/30/17	QuickBooks	Republic Bank - Capital 4169	Full Spectrum Processing	Transfer to/from FSP Payroll	40,000.00
12/14/17	QuickBooks	Republic Bank - Capital 4169	Full Spectrum Processing	Transfer to/from FSP Payroll	100,000.00
12/28/17	QuickBooks	Republic Bank - Capital 4169	Full Spectrum Processing	Transfer to/from FSP Operating	60,000.00
01/08/18	QuickBooks	Republic Bank - Capital 4169	Full Spectrum Processing	Transfer to/from FSP Operating	15,000.00
01/11/18	QuickBooks	Republic Bank - Capital 4169	Full Spectrum Processing	Transfer to/from FSP Operating	70,000.00
01/22/18	QuickBooks	Republic Bank - Capital 4169	Full Spectrum Processing	Transfer to/from FSP Operating	30,000.00
01/25/18	QuickBooks	Republic Bank - Capital 4169	Full Spectrum Processing	Transfer to/from FSP Operating	50,000.00
02/01/18	QuickBooks	Republic Bank - Capital 4169	Full Spectrum Processing	Transfer to/from FSP Operating	30,000.00
02/06/18	QuickBooks	Republic Bank - Capital 4169	Full Spectrum Processing	Transfer to/from FSP Operating	15,000.00
02/08/18	QuickBooks	Republic Bank - Capital 4169	Full Spectrum Processing	Transfer to/from FSP Operating	80,000.00
02/21/18	QuickBooks	Republic Bank - Capital 4169	Full Spectrum Processing	Transfer to/from FSP Operating	50,000.00
02/22/18	QuickBooks	Republic Bank - Capital 4169	Full Spectrum Processing	Transfer to/from FSP Operating	20,000.00
03/01/18	QuickBooks	Republic Bank - Capital 4169	Full Spectrum Processing	Transfer to/from FSP Operating	30,000.00
03/08/18	QuickBooks	Republic Bank - Capital 4169	Full Spectrum Processing	Transfer to/from FSP Operating	80,000.00
03/19/18	QuickBooks	Republic Bank - Capital 4169	Full Spectrum Processing	Transfer to/from FSP Operating	10,000.00
03/22/18	QuickBooks	Republic Bank - Capital 4169	Full Spectrum Processing	Transfer to/from FSP Operating	80,000.00
03/29/18	QuickBooks	Republic Bank - Capital 4169	Full Spectrum Processing	Transfer to/from FSP Operating	25,000.00
04/05/18	QuickBooks	Republic Bank - Operating 4126	Full Spectrum Processing	Transfer to/from FSP Operating	80,000.00
04/19/18	QuickBooks	Republic Bank - Capital 4169	Full Spectrum Processing	Transfer to/from FSP Operating	58,792.00
04/25/18	QuickBooks	Republic Bank - Capital 4169	Full Spectrum Processing	Transfer to/from FSP Operating	50,000.00
05/03/18	QuickBooks	Republic Bank - Capital 4169	Full Spectrum Processing	Transfer to/from FSP Operating	100,000.00
05/17/18	QuickBooks	Republic Bank - Capital 4169	Full Spectrum Processing	Transfer to/from FSP Operating	73,691.43
05/31/18	QuickBooks	Republic Bank - Capital 4169	Full Spectrum Processing	Transfer to/from FSP Operating	100,000.00
06/14/18	QuickBooks	Republic Bank - Capital 4169	Full Spectrum Processing	Transfer to/from FSP Operating	100,000.00
06/28/18	QuickBooks	Republic Bank - Capital 4169	Full Spectrum Processing	Transfer to/from FSP Operating	60,000.00
07/03/18	QuickBooks	Republic Bank - Capital 4169	Full Spectrum Processing	Transfer to/from FSP Operating	20,000.00
07/11/18	QuickBooks	Republic Bank - Capital 4169	Full Spectrum Processing	Transfer to/from FSP Operating	100,000.00
07/26/18	QuickBooks	Republic Bank - Capital 4169	Full Spectrum Processing	Transfer to/from FSP Operating	100,000.00
07/26/18	QuickBooks	Republic Bank - Capital 4169	Full Spectrum Processing	Transfer to/from FSP Payroll	79,149.06
07/30/18	QuickBooks	Republic Bank - Capital 4169	Full Spectrum Processing	Transfer to/from FSP Operating	20,000.00
08/09/18	QuickBooks	Republic Bank - Capital 4169	Full Spectrum Processing	Transfer to/from FSP Operating	100,000.00
08/23/18	QuickBooks	Republic Bank - Capital 4169	Full Spectrum Processing	Transfer to/from FSP Operating	90,000.00
08/30/18	QuickBooks	Republic Bank - Capital 4169	Full Spectrum Processing	Transfer to/from FSP Operating	20,000.00
09/06/18	QuickBooks	Republic Bank - Capital 4169	Full Spectrum Processing	Transfer to/from FSP Operating	100,000.00
09/19/18	QuickBooks	Republic Bank - Capital 4169	Full Spectrum Processing	Transfer to/from FSP Operating	120,000.00
10/01/18	QuickBooks	Republic Bank - Capital 4169	Full Spectrum Processing	Transfer to/from FSP Operating	100,000.00
10/04/18	QuickBooks	Republic Bank - Capital 4169	Full Spectrum Processing	Transfer to/from FSP Operating	50,000.00
10/04/18	QuickBooks	Republic Bank - Capital 4169	Full Spectrum Processing	Transfer to/from FSP Operating	50,000.00
10/18/18	QuickBooks	Republic Bank - Capital 4169	Full Spectrum Processing	Transfer to/from FSP Operating	100,000.00
11/01/18	QuickBooks	Republic Bank - Capital 4169	Full Spectrum Processing	Transfer to/from FSP Operating	100,000.00

Securities and Exchange Commission, Plaintiff,
v.
Complete Business Solutions Group, Inc. d/b/a Par Funding et. al., Defendants.
CASE NO. 1:20-cv-81205-RAR
UNITED STATES DISTRICT COURT
SOUTHERN DISTRICT OF FLORIDA

Full Spectrum Processing Transactions
For the Period from July 1, 2015 through July 27, 2020

Source: CBSG QuickBooks and Bank Records

Date	Source	QB / Bank Account	QB Payee	Bank Records Payee	Outgoing Funds
11/15/18	QuickBooks	Republic Bank - Capital 4169	Full Spectrum Processing	Transfer to/from FSP Operating	150,000.00
11/29/18	QuickBooks	Republic Bank - Capital 4169	Full Spectrum Processing	Transfer to/from FSP Operating	150,000.00
12/13/18	QuickBooks	Republic Bank - Capital 4169	Full Spectrum Processing	Transfer to/from FSP Operating	226,668.74
12/20/18	QuickBooks	Republic Bank - Capital 4169	Full Spectrum Processing	Transfer to/from FSP Operating	50,000.00
12/27/18	QuickBooks	Republic Bank - Capital 4169	Full Spectrum Processing	Transfer to/from FSP Operating	120,000.00
01/10/19	QuickBooks	Republic Bank - Capital 4169	Full Spectrum Processing	Transfer to/from FSP Operating	150,000.00
01/18/19	QuickBooks	Republic Bank - Capital 4169	Full Spectrum Processing	Transfer to/from FSP Operating	50,000.00
01/24/19	QuickBooks	Republic Bank - Capital 4169	Full Spectrum Processing	Transfer to/from FSP Operating	100,000.00
02/07/19	QuickBooks	Republic Bank - Capital 4169	Full Spectrum Processing	Transfer to/from FSP Operating	140,000.00
02/15/19	QuickBooks	TD Bank - Operating 9790	Full Spectrum Processing	Full Spectrum Processing Inc	626.84
02/20/19	QuickBooks	TD Bank - Operating 9790	Full Spectrum Processing	Full Spectrum Processing Inc	140,000.00
02/21/19	QuickBooks	Republic Bank - Capital 4169	Full Spectrum Processing	Transfer to/from FSP Operating	748.73
02/22/19	QuickBooks	Republic Bank - Operating 4126	Full Spectrum Processing	Transfer to/from FSP Operating	8,000.27
02/22/19	QuickBooks	Republic Bank - Operating 4126	Full Spectrum Processing	Transfer to/from FSP Operating	3,068.68
02/27/19	QuickBooks	Republic Bank - Operating 4126	Full Spectrum Processing	Transfer to/from FSP Operating	5,046.60
03/07/19	QuickBooks	Bancorp - Capital 6468	Full Spectrum Processing	Full Spectrum Processing Inc	150,000.00
03/15/19	QuickBooks	TD Bank - Operating 9790	Full Spectrum Processing	Full Spectrum Processing Inc	20,000.00
03/20/19	QuickBooks	Bancorp - Capital 6468	Full Spectrum Processing	Full Spectrum Processing Inc	130,000.00
03/28/19	QuickBooks	Bancorp - Capital 6468	Full Spectrum Processing	Full Spectrum Processing Inc	40,000.00
04/04/19	QuickBooks	Bancorp - Capital 6468	Full Spectrum Processing	Full Spectrum Processing Inc	110,000.00
04/17/19	QuickBooks	Bancorp - Capital 6468	Full Spectrum Processing	Full Spectrum Processing Inc	210,000.00
05/02/19	QuickBooks	Bancorp - Capital 6468	Full Spectrum Processing	Full Spectrum Processing Inc	150,000.00
05/10/19	QuickBooks	Bancorp - Capital 6468	Full Spectrum Processing	Full Spectrum Processing Inc	40,000.00
05/16/19	QuickBooks	Bancorp - Capital 6468	Full Spectrum Processing	Full Spectrum Processing Inc	160,000.00
05/22/19	QuickBooks	Bancorp - Capital 6468	Full Spectrum Processing	Full Spectrum Processing Inc	20,000.00
05/30/19	QuickBooks	Bancorp - Capital 6468	Full Spectrum Processing	Full Spectrum Processing Inc	130,000.00
06/04/19	QuickBooks	Bancorp - Capital 6468	Full Spectrum Processing	Full Spectrum Processing Inc	30,000.00
06/10/19	QuickBooks	Bancorp - Capital 6468	Full Spectrum Processing	Full Spectrum Processing Inc	20,000.00
06/13/19	QuickBooks	Bancorp - Capital 6468	Full Spectrum Processing	Full Spectrum Processing Inc	120,000.00
06/14/19	QuickBooks	Bancorp - Operating 6442	Full Spectrum Processing	Full Spectrum Processing Inc	30,000.00
06/20/19	QuickBooks	Bancorp - Capital 6468	Full Spectrum Processing	Full Spectrum Processing Inc	25,000.00
06/26/19	QuickBooks	Bancorp - Capital 6468	Full Spectrum Processing	Full Spectrum Processing Inc	150,000.00
07/01/19	QuickBooks	Bancorp - Capital 6468	Full Spectrum Processing	Full Spectrum Processing Inc	130,000.00
07/09/19	QuickBooks	Bancorp - Capital 6468	Full Spectrum Processing	Full Spectrum Processing Inc	50,000.00
07/11/19	QuickBooks	TD Bank - Capital 9807	Full Spectrum Processing	Full Spectrum Processing Inc	130,000.00
07/16/19	QuickBooks	Bancorp - Capital 6468	Full Spectrum Processing	Full Spectrum Processing Inc	20,000.00
07/24/19	QuickBooks	Bancorp - Capital 6468	Full Spectrum Processing	Full Spectrum Processing Inc	190,000.00
08/01/19	QuickBooks	Bancorp - Capital 6468	Full Spectrum Processing	Full Spectrum Processing Inc	50,000.00
08/08/19	QuickBooks	Bancorp - Capital 6468	Full Spectrum Processing	Full Spectrum Processing Inc	160,000.00
08/16/19	QuickBooks	Bancorp - Capital 6468	Full Spectrum Processing	Full Spectrum Processing Inc	20,000.00
08/22/19	QuickBooks	Bancorp - Capital 6468	Full Spectrum Processing	Full Spectrum Processing Inc	170,000.00
08/30/19	QuickBooks	Bancorp - Capital 6468	Full Spectrum Processing	Full Spectrum Processing Inc	40,000.00
09/05/19	QuickBooks	Bancorp - Capital 6468	Full Spectrum Processing	Full Spectrum Processing Inc	160,000.00
09/13/19	QuickBooks	Bancorp - Capital 6468	Full Spectrum Processing	Full Spectrum Processing Inc	30,000.00
09/19/19	QuickBooks	Bancorp - Capital 6468	Full Spectrum Processing	Full Spectrum Processing Inc	160,000.00
09/20/19	QuickBooks	Bancorp - Capital 6468	Full Spectrum Processing	Full Spectrum Processing Inc	50,000.00
09/30/19	QuickBooks	TD Bank - Capital 9807	Full Spectrum Processing	Full Spectrum Processing Inc	30,000.00
10/03/19	QuickBooks	Bancorp - Capital 6468	Full Spectrum Processing	Full Spectrum Processing Inc	190,000.00
10/17/19	QuickBooks	Bancorp - Capital 6468	Full Spectrum Processing	Full Spectrum Processing Inc	200,000.00
10/24/19	QuickBooks	Bancorp - Capital 6468	Full Spectrum Processing	Full Spectrum Processing Inc	30,000.00
10/30/19	QuickBooks	Bancorp - Capital 6468	Full Spectrum Processing	Full Spectrum Processing Inc	240,000.00
11/06/19	QuickBooks	TD Bank - Payroll 9782	Full Spectrum Processing	Full Spectrum Processing Inc	53,535.05
11/14/19	QuickBooks	Bancorp - Capital 6468	Full Spectrum Processing	Full Spectrum Processing Inc	190,000.00
11/21/19	QuickBooks	Bancorp - Capital 6468	Full Spectrum Processing	Full Spectrum Processing Inc	130,000.00
11/29/19	QuickBooks	TD Bank - Capital 9807	Full Spectrum Processing	Full Spectrum Processing Inc	300,000.00
12/24/19	QuickBooks	Priority Payment System Prefund	Full Spectrum Processing		125,000.00
12/27/19	QuickBooks	Priority Payment System Prefund	Full Spectrum Processing		50,000.00
02/14/20	QuickBooks	Chase - Operating 9100	Full Spectrum Processing		295,070.00
03/05/20	QuickBooks	Actum ACH Prefund	Full Spectrum Processing		25,000.00
03/05/20	QuickBooks	Priority Payment System Prefund	Full Spectrum Processing		25,000.00
03/05/20	QuickBooks	Priority Payment System Prefund	Full Spectrum Processing		443,575.00
05/26/20	QuickBooks	Priority Payment System Prefund	Full Spectrum Processing		150,000.00
06/10/20	QuickBooks	Priority Payment System Prefund	Full Spectrum Processing		100,000.00

Securities and Exchange Commission, Plaintiff,
v.
Complete Business Solutions Group, Inc. d/b/a Par Funding et. al., Defendants.
CASE NO. 1:20-cv-81205-RAR
UNITED STATES DISTRICT COURT
SOUTHERN DISTRICT OF FLORIDA

Full Spectrum Processing Transactions
For the Period from July 1, 2015 through July 27, 2020

Source: CBSG QuickBooks and Bank Records

Date	Source	QB / Bank Account	QB Payee	Bank Records Payee	Outgoing Funds
06/10/20	QuickBooks	Priority Payment System Prefund	Full Spectrum Processing		100,000.00
06/22/20	QuickBooks	Priority Payment System Prefund	Full Spectrum Processing		200,000.00
07/01/20	QuickBooks	First Bank Operating - 7807	Full Spectrum Processing		1,500.00
07/08/20	QuickBooks	Priority Payment System Prefund	Full Spectrum Processing		300,000.00
Total					\$ 10,689,472.40

See Accompanying Report Dated August 13, 2020.

Securities and Exchange Commission, Plaintiff,
v.
Complete Business Solutions Group, Inc. d/b/a Par Funding et. al., Defendants.
CASE NO. 1:20-cv-81205-RAR
UNITED STATES DISTRICT COURT
SOUTHERN DISTRICT OF FLORIDA

Heritage Business Consulting Transactions
For the Period from July 1, 2015 through July 27, 2020

Source: CBSG QuickBooks and Bank Records

Date	Source	QB / Bank Account	QB Payee	Bank Records Payee	Outgoing Funds
07/13/15	Bank	TD Bank:TD Bank - Capital 9807		Heritage Business Consulting, Inc.	\$ 12,500.00
10/05/15	QuickBooks	TD Bank - Capital 9807	Heritage Business Consulting Inc	Heritage Business Consulting, Inc.	12,500.00
11/04/15	QuickBooks	TD Bank - Capital 9807	Heritage Business Consulting Inc	Heritage Business Consulting, Inc.	12,500.00
11/13/15	QuickBooks	TD Bank - Capital 9807	Heritage Business Consulting Inc	Heritage Business Consulting, Inc.	25,000.00
11/17/15	QuickBooks	TD Bank - Capital 9807	Heritage Business Consulting Inc	Heritage Business Consulting, Inc.	25,000.00
11/19/15	QuickBooks	TD Bank - Capital 9807	Heritage Business Consulting Inc	Heritage Business Consulting, Inc.	25,000.00
03/18/16	QuickBooks	TD Bank - Capital 9807	Heritage Business Consulting Inc	Heritage Business Consulting, Inc.	16,187.50
04/11/16	QuickBooks	TD Bank - Capital 9807	Heritage Business Consulting Inc	Heritage Business Consulting, Inc.	10,208.33
04/19/16	QuickBooks	TD Bank - Capital 9807	Heritage Business Consulting Inc	Heritage Business Consulting, Inc.	16,187.50
05/12/16	QuickBooks	TD Bank - Capital 9807	Heritage Business Consulting Inc	Heritage Business Consulting, Inc.	10,208.33
05/18/16	QuickBooks	TD Bank - Capital 9807	Heritage Business Consulting Inc	Heritage Business Consulting, Inc.	16,187.50
06/01/16	QuickBooks	TD Bank - Capital 9807	Heritage Business Consulting Inc	Heritage Business Consulting, Inc.	20,000.00
06/03/16	QuickBooks	TD Bank - Capital 9807	Heritage Business Consulting Inc	Heritage Business Consulting, Inc.	40,000.00
06/06/16	QuickBooks	TD Bank - Capital 9807	Heritage Business Consulting Inc	Heritage Business Consulting, Inc.	20,000.00
06/07/16	QuickBooks	TD Bank - Capital 9807	Heritage Business Consulting Inc	Heritage Business Consulting, Inc.	20,000.00
06/08/16	QuickBooks	TD Bank - Capital 9807	Heritage Business Consulting Inc	Heritage Business Consulting, Inc.	20,000.00
06/10/16	QuickBooks	TD Bank - Capital 9807	Heritage Business Consulting Inc	Heritage Business Consulting, Inc.	40,000.00
06/10/16	QuickBooks	TD Bank - Capital 9807	Heritage Business Consulting Inc	Heritage Business Consulting, Inc.	10,208.33
06/20/16	QuickBooks	TD Bank - Capital 9807	Heritage Business Consulting Inc	Heritage Business Consulting, Inc.	16,187.50
06/22/16	QuickBooks	TD Bank - Capital 9807	Heritage Business Consulting Inc	Heritage Business Consulting, Inc.	25,000.00
06/23/16	QuickBooks	TD Bank - Capital 9807	Heritage Business Consulting Inc	Heritage Business Consulting, Inc.	25,000.00
06/27/16	QuickBooks	TD Bank - Capital 9807	Heritage Business Consulting Inc	Heritage Business Consulting, Inc.	40,000.00
06/28/16	QuickBooks	TD Bank - Capital 9807	Heritage Business Consulting Inc	Heritage Business Consulting, Inc.	58,000.00
06/29/16	QuickBooks	TD Bank - Capital 9807	Heritage Business Consulting Inc	Heritage Business Consulting, Inc.	58,300.00
06/30/16	QuickBooks	TD Bank - Capital 9807	Heritage Business Consulting Inc	Heritage Business Consulting, Inc.	58,700.00
07/01/16	QuickBooks	TD Bank - Capital 9807	Heritage Business Consulting Inc	Heritage Business Consulting, Inc.	300,000.00
07/01/16	QuickBooks	TD Bank - Capital 9807	Heritage Business Consulting Inc	Heritage Business Consulting, Inc.	57,000.00
07/05/16	QuickBooks	TD Bank - Capital 9807	Heritage Business Consulting Inc	Heritage Business Consulting, Inc.	48,950.00
07/06/16	QuickBooks	TD Bank - Capital 9807	Heritage Business Consulting Inc	Heritage Business Consulting, Inc.	30,000.00
07/07/16	QuickBooks	TD Bank - Capital 9807	Heritage Business Consulting Inc	Heritage Business Consulting, Inc.	40,000.00
07/08/16	QuickBooks	TD Bank - Capital 9807	Heritage Business Consulting Inc	Heritage Business Consulting, Inc.	46,000.00
07/11/16	QuickBooks	TD Bank - Capital 9807	Heritage Business Consulting Inc	Heritage Business Consulting, Inc.	40,000.00
07/11/16	QuickBooks	TD Bank - Capital 9807	Heritage Business Consulting Inc	Heritage Business Consulting, Inc.	10,208.33
07/12/16	QuickBooks	TD Bank - Capital 9807	Heritage Business Consulting Inc	Heritage Business Consulting, Inc.	52,000.00
07/13/16	QuickBooks	TD Bank - Capital 9807	Heritage Business Consulting Inc	Heritage Business Consulting, Inc.	47,000.00
07/14/16	QuickBooks	TD Bank - Capital 9807	Heritage Business Consulting Inc	Heritage Business Consulting, Inc.	49,000.00
07/15/16	QuickBooks	TD Bank - Capital 9807	Heritage Business Consulting Inc	Heritage Business Consulting, Inc.	7,291.67
07/19/16	QuickBooks	TD Bank - Capital 9807	Heritage Business Consulting Inc	Heritage Business Consulting, Inc.	53,000.00
07/19/16	QuickBooks	TD Bank - Capital 9807	Heritage Business Consulting Inc	Heritage Business Consulting, Inc.	16,187.50
07/20/16	QuickBooks	TD Bank - Capital 9807	Heritage Business Consulting Inc	Heritage Business Consulting, Inc.	52,625.00
07/22/16	QuickBooks	TD Bank - Capital 9807	Heritage Business Consulting Inc	Heritage Business Consulting, Inc.	60,000.00
07/25/16	QuickBooks	TD Bank - Capital 9807	Heritage Business Consulting Inc	Heritage Business Consulting, Inc.	50,000.00
08/03/16	QuickBooks	TD Bank - Capital 9807	Heritage Business Consulting Inc	Heritage Business Consulting, Inc.	28,658.00
08/04/16	QuickBooks	TD Bank - Capital 9807	Heritage Business Consulting Inc	Heritage Business Consulting, Inc.	48,000.00
08/08/16	QuickBooks	TD Bank - Capital 9807	Heritage Business Consulting Inc	Heritage Business Consulting, Inc.	40,000.00
08/09/16	QuickBooks	TD Bank - Capital 9807	Heritage Business Consulting Inc	Heritage Business Consulting, Inc.	40,000.00
08/11/16	QuickBooks	TD Bank - Capital 9807	Heritage Business Consulting Inc	Heritage Business Consulting, Inc.	10,208.33
08/15/16	QuickBooks	TD Bank - Capital 9807	Heritage Business Consulting Inc	Heritage Business Consulting, Inc.	50,000.00
08/16/16	QuickBooks	Bancorp - Capital 6468	Heritage Business Consulting Inc	Heritage Business Consulting, Inc.	7,291.67
08/17/16	QuickBooks	TD Bank - Capital 9807	Heritage Business Consulting Inc	Heritage Business Consulting, Inc.	50,000.00
08/19/16	QuickBooks	TD Bank - Capital 9807	Heritage Business Consulting Inc	Heritage Business Consulting, Inc.	22,020.83
09/02/16	QuickBooks	TD Bank - Capital 9807	Heritage Business Consulting Inc	Heritage Business Consulting, Inc.	50,000.00
09/12/16	QuickBooks	TD Bank - Capital 9807	Heritage Business Consulting Inc	Heritage Business Consulting, Inc.	50,000.00
09/12/16	QuickBooks	TD Bank - Capital 9807	Heritage Business Consulting Inc	Heritage Business Consulting, Inc.	10,208.33
09/16/16	QuickBooks	Republic Bank - Capital 4169	Heritage Business Consulting Inc	Heritage Business Consulting, Inc.	7,291.67
09/19/16	QuickBooks	Republic Bank - Capital 4169	Heritage Business Consulting Inc	Heritage Business Consulting, Inc.	22,020.83
09/19/16	QuickBooks	TD Bank - Capital 9807	Heritage Business Consulting Inc	Heritage Business Consulting, Inc.	150,515.62
10/07/16	QuickBooks	TD Bank - Capital 9807	Heritage Business Consulting Inc	Heritage Business Consulting, Inc.	161,803.71
10/17/16	QuickBooks	Republic Bank - Capital 4169	Heritage Business Consulting Inc	Heritage Business Consulting, Inc.	7,291.67
10/19/16	QuickBooks	Republic Bank - Capital 4169	Heritage Business Consulting Inc	Heritage Business Consulting, Inc.	22,020.83
10/21/16	QuickBooks	Republic Bank - Capital 4169	Heritage Business Consulting Inc	Heritage Business Consulting, Inc.	50,000.00
10/24/16	QuickBooks	TD Bank - Capital 9807	Heritage Business Consulting Inc	Heritage Business Consulting, Inc.	50,000.00

Securities and Exchange Commission, Plaintiff,
v.
Complete Business Solutions Group, Inc. d/b/a Par Funding et. al., Defendants.
CASE NO. 1:20-cv-81205-RAR
UNITED STATES DISTRICT COURT
SOUTHERN DISTRICT OF FLORIDA

Heritage Business Consulting Transactions
For the Period from July 1, 2015 through July 27, 2020

Source: CBSG QuickBooks and Bank Records

Date	Source	QB / Bank Account	QB Payee	Bank Records Payee	Outgoing Funds
10/25/16	QuickBooks	TD Bank - Capital 9807	Heritage Business Consulting Inc	Heritage Business Consulting, Inc.	50,000.00
10/26/16	QuickBooks	TD Bank - Capital 9807	Heritage Business Consulting Inc	Heritage Business Consulting, Inc.	50,000.00
10/27/16	QuickBooks	TD Bank - Capital 9807	Heritage Business Consulting Inc	Heritage Business Consulting, Inc.	50,000.00
10/28/16	QuickBooks	TD Bank - Capital 9807	Heritage Business Consulting Inc	Heritage Business Consulting, Inc.	50,000.00
11/01/16	QuickBooks	TD Bank - Capital 9807	Heritage Business Consulting Inc	Heritage Business Consulting, Inc.	50,000.00
11/08/16	QuickBooks	Republic Bank - Capital 4169	Heritage Business Consulting Inc	Heritage Business Consulting, Inc.	50,000.00
11/09/16	QuickBooks	Republic Bank - Capital 4169	Heritage Business Consulting Inc	Heritage Business Consulting, Inc.	50,000.00
11/10/16	QuickBooks	TD Bank - Capital 9807	Heritage Business Consulting Inc	Heritage Business Consulting, Inc.	50,000.00
11/14/16	QuickBooks	Republic Bank - Capital 4169	Heritage Business Consulting Inc	Heritage Business Consulting, Inc.	10,208.33
11/14/16	QuickBooks	TD Bank - Capital 9807	Heritage Business Consulting Inc	Heritage Business Consulting, Inc.	50,000.00
11/15/16	QuickBooks	TD Bank - Capital 9807	Heritage Business Consulting Inc	Heritage Business Consulting, Inc.	50,000.00
11/16/16	QuickBooks	Republic Bank - Capital 4169	Heritage Business Consulting Inc	Heritage Business Consulting, Inc.	50,000.00
11/16/16	QuickBooks	Republic Bank - Capital 4169	Heritage Business Consulting Inc	Heritage Business Consulting, Inc.	7,291.67
11/17/16	QuickBooks	TD Bank - Capital 9807	Heritage Business Consulting Inc	Heritage Business Consulting, Inc.	50,000.00
11/18/16	QuickBooks	Republic Bank - Capital 4169	Heritage Business Consulting Inc	Heritage Business Consulting, Inc.	22,020.83
11/18/16	QuickBooks	TD Bank - Capital 9807	Heritage Business Consulting Inc	Heritage Business Consulting, Inc.	50,000.00
11/21/16	QuickBooks	TD Bank - Capital 9807	Heritage Business Consulting Inc	Heritage Business Consulting, Inc.	50,000.00
11/22/16	QuickBooks	TD Bank - Capital 9807	Heritage Business Consulting Inc	Heritage Business Consulting, Inc.	50,000.00
11/23/16	QuickBooks	Republic Bank - Capital 4169	Heritage Business Consulting Inc	Heritage Business Consulting, Inc.	60,000.00
11/28/16	QuickBooks	TD Bank - Capital 9807	Heritage Business Consulting Inc	Heritage Business Consulting, Inc.	50,000.00
12/05/16	QuickBooks	TD Bank - Capital 9807	Heritage Business Consulting Inc	Heritage Business Consulting, Inc.	75,000.00
12/09/16	QuickBooks	TD Bank - Capital 9807	Heritage Business Consulting Inc	Heritage Business Consulting, Inc.	86,000.00
12/12/16	QuickBooks	Republic Bank - Capital 4169	Heritage Business Consulting Inc	Heritage Business Consulting, Inc.	64,750.00
12/12/16	QuickBooks	Republic Bank - Capital 4169	Heritage Business Consulting Inc	Heritage Business Consulting, Inc.	10,208.33
12/13/16	QuickBooks	Republic Bank - Capital 4169	Heritage Business Consulting Inc	Heritage Business Consulting, Inc.	86,000.00
12/14/16	QuickBooks	Republic Bank - Capital 4169	Heritage Business Consulting Inc	Heritage Business Consulting, Inc.	62,500.00
12/16/16	QuickBooks	Republic Bank - Capital 4169	Heritage Business Consulting Inc	Heritage Business Consulting, Inc.	60,000.00
12/16/16	QuickBooks	Republic Bank - Capital 4169	Heritage Business Consulting Inc	Heritage Business Consulting, Inc.	7,291.67
12/19/16	QuickBooks	Republic Bank - Capital 4169	Heritage Business Consulting Inc	Heritage Business Consulting, Inc.	60,000.00
12/19/16	QuickBooks	Republic Bank - Capital 4169	Heritage Business Consulting Inc	Heritage Business Consulting, Inc.	22,020.83
12/20/16	QuickBooks	Republic Bank - Capital 4169	Heritage Business Consulting Inc	Heritage Business Consulting, Inc.	60,000.00
12/21/16	QuickBooks	Republic Bank - Capital 4169	Heritage Business Consulting Inc	Heritage Business Consulting, Inc.	60,000.00
12/23/16	QuickBooks	Republic Bank - Capital 4169	Heritage Business Consulting Inc	Heritage Business Consulting, Inc.	75,000.00
12/27/16	QuickBooks	Republic Bank - Capital 4169	Heritage Business Consulting Inc	Heritage Business Consulting, Inc.	76,000.00
12/29/16	QuickBooks	Republic Bank - Capital 4169	Heritage Business Consulting Inc	Heritage Business Consulting, Inc.	106,650.00
01/03/17	QuickBooks	Republic Bank - Capital 4169	Heritage Business Consulting Inc	Heritage Business Consulting, Inc.	106,551.50
01/11/17	QuickBooks	Republic Bank - Capital 4169	Heritage Business Consulting Inc	Heritage Business Consulting, Inc.	10,208.33
01/17/17	QuickBooks	Republic Bank - Capital 4169	Heritage Business Consulting Inc	Heritage Business Consulting, Inc.	68,000.00
01/19/17	QuickBooks	Republic Bank - Capital 4169	Heritage Business Consulting Inc	Heritage Business Consulting, Inc.	300,000.00
01/19/17	QuickBooks	Republic Bank - Capital 4169	Heritage Business Consulting Inc	Heritage Business Consulting, Inc.	29,312.50
01/24/17	QuickBooks	Republic Bank - Capital 4169	Heritage Business Consulting Inc	Heritage Business Consulting, Inc.	48,000.00
01/27/17	QuickBooks	Republic Bank - Capital 4169	Heritage Business Consulting Inc	Heritage Business Consulting, Inc.	65,000.00
01/30/17	QuickBooks	Republic Bank - Capital 4169	Heritage Business Consulting Inc	Heritage Business Consulting, Inc.	62,500.00
01/31/17	QuickBooks	Republic Bank - Capital 4169	Heritage Business Consulting Inc	Heritage Business Consulting, Inc.	49,800.00
02/01/17	QuickBooks	Republic Bank - Capital 4169	Heritage Business Consulting Inc	Heritage Business Consulting, Inc.	46,500.00
02/03/17	QuickBooks	Republic Bank - Capital 4169	Heritage Business Consulting Inc	Heritage Business Consulting, Inc.	52,000.00
02/06/17	QuickBooks	Republic Bank - Capital 4169	Heritage Business Consulting Inc	Heritage Business Consulting, Inc.	85,000.00
02/07/17	QuickBooks	Republic Bank - Capital 4169	Heritage Business Consulting Inc	Heritage Business Consulting, Inc.	68,750.00
02/08/17	QuickBooks	Republic Bank - Capital 4169	Heritage Business Consulting Inc	Heritage Business Consulting, Inc.	52,841.00
02/09/17	QuickBooks	Republic Bank - Capital 4169	Heritage Business Consulting Inc	Heritage Business Consulting, Inc.	76,500.00
02/10/17	QuickBooks	Republic Bank - Capital 4169	Heritage Business Consulting Inc	Heritage Business Consulting, Inc.	39,520.83
02/13/17	QuickBooks	Republic Bank - Capital 4169	Heritage Business Consulting Inc	Heritage Business Consulting, Inc.	91,000.00
02/14/17	QuickBooks	Republic Bank - Capital 4169	Heritage Business Consulting Inc	Heritage Business Consulting, Inc.	91,000.00
02/15/17	QuickBooks	Republic Bank - Capital 4169	Heritage Business Consulting Inc	Heritage Business Consulting, Inc.	68,000.00
02/16/17	QuickBooks	Republic Bank - Capital 4169	Heritage Business Consulting Inc	Heritage Business Consulting, Inc.	93,000.00
02/21/17	QuickBooks	Republic Bank - Capital 4169	Heritage Business Consulting Inc	Heritage Business Consulting, Inc.	86,500.00
02/22/17	QuickBooks	Republic Bank - Capital 4169	Heritage Business Consulting Inc	Heritage Business Consulting, Inc.	46,050.00
02/27/17	QuickBooks	Republic Bank - Capital 4169	Heritage Business Consulting Inc	Heritage Business Consulting, Inc.	86,000.00
02/28/17	QuickBooks	Republic Bank - Capital 4169	Heritage Business Consulting Inc	Heritage Business Consulting, Inc.	53,000.00
03/01/17	QuickBooks	Republic Bank - Capital 4169	Heritage Business Consulting Inc	Heritage Business Consulting, Inc.	53,000.00
03/02/17	QuickBooks	Republic Bank - Capital 4169	Heritage Business Consulting Inc	Heritage Business Consulting, Inc.	56,000.00
03/03/17	QuickBooks	Republic Bank - Capital 4169	Heritage Business Consulting Inc	Heritage Business Consulting, Inc.	68,000.00

Securities and Exchange Commission, Plaintiff,
v.
Complete Business Solutions Group, Inc. d/b/a Par Funding et. al., Defendants.
CASE NO. 1:20-cv-81205-RAR
UNITED STATES DISTRICT COURT
SOUTHERN DISTRICT OF FLORIDA

Heritage Business Consulting Transactions
For the Period from July 1, 2015 through July 27, 2020

Source: CBSG QuickBooks and Bank Records

Date	Source	QB / Bank Account	QB Payee	Bank Records Payee	Outgoing Funds
03/06/17	QuickBooks	Republic Bank - Capital 4169	Heritage Business Consulting Inc	Heritage Business Consulting, Inc.	85,000.00
03/07/17	QuickBooks	Republic Bank - Capital 4169	Heritage Business Consulting Inc	Heritage Business Consulting, Inc.	66,500.00
03/08/17	QuickBooks	Republic Bank - Capital 4169	Heritage Business Consulting Inc	Heritage Business Consulting, Inc.	75,000.00
03/10/17	QuickBooks	Republic Bank - Capital 4169	Heritage Business Consulting Inc	Heritage Business Consulting, Inc.	39,520.83
03/13/17	QuickBooks	Republic Bank - Capital 4169	Heritage Business Consulting Inc	Heritage Business Consulting, Inc.	190,000.00
03/17/17	QuickBooks	Republic Bank - Capital 4169	Heritage Business Consulting Inc	Heritage Business Consulting, Inc.	61,500.00
03/20/17	QuickBooks	Republic Bank - Capital 4169	Heritage Business Consulting Inc	Heritage Business Consulting, Inc.	63,000.00
03/22/17	QuickBooks	Republic Bank - Capital 4169	Heritage Business Consulting Inc	Heritage Business Consulting, Inc.	70,000.00
03/23/17	QuickBooks	Republic Bank - Capital 4169	Heritage Business Consulting Inc	Heritage Business Consulting, Inc.	29,000.00
03/24/17	QuickBooks	Republic Bank - Capital 4169	Heritage Business Consulting Inc	Heritage Business Consulting, Inc.	78,000.00
03/28/17	QuickBooks	Republic Bank - Capital 4169	Heritage Business Consulting Inc	Heritage Business Consulting, Inc.	80,000.00
03/30/17	QuickBooks	Republic Bank - Capital 4169	Heritage Business Consulting Inc	Heritage Business Consulting, Inc.	117,100.00
03/31/17	QuickBooks	Republic Bank - Capital 4169	Heritage Business Consulting Inc	Heritage Business Consulting, Inc.	117,100.78
04/03/17	QuickBooks	Republic Bank - Capital 4169	Heritage Business Consulting Inc	Heritage Business Consulting, Inc.	296,005.88
04/11/17	QuickBooks	Republic Bank - Capital 4169	Heritage Business Consulting Inc	Heritage Business Consulting, Inc.	39,520.83
04/21/17	QuickBooks	Republic Bank - Capital 4169	Heritage Business Consulting Inc	Heritage Business Consulting, Inc.	1,261,000.00
05/03/17	QuickBooks	Republic Bank - Capital 4169	Heritage Business Consulting Inc	Heritage Business Consulting, Inc.	250,000.00
05/05/17	QuickBooks	Republic Bank - Capital 4169	Heritage Business Consulting Inc	Heritage Business Consulting, Inc.	56,116.00
05/09/17	QuickBooks	Republic Bank - Capital 4169	Heritage Business Consulting Inc	Heritage Business Consulting, Inc.	117,000.00
05/10/17	QuickBooks	Republic Bank - Capital 4169	Heritage Business Consulting Inc	Heritage Business Consulting, Inc.	105,000.00
05/11/17	QuickBooks	Republic Bank - Capital 4169	Heritage Business Consulting Inc	Heritage Business Consulting, Inc.	50,000.00
05/11/17	QuickBooks	Republic Bank - Capital 4169	Heritage Business Consulting Inc	Heritage Business Consulting, Inc.	39,520.83
05/15/17	QuickBooks	Republic Bank - Capital 4169	Heritage Business Consulting Inc	Heritage Business Consulting, Inc.	146,000.00
05/16/17	QuickBooks	Republic Bank - Capital 4169	Heritage Business Consulting Inc	Heritage Business Consulting, Inc.	100,000.00
05/19/17	QuickBooks	Republic Bank - Capital 4169	Heritage Business Consulting Inc	Heritage Business Consulting, Inc.	87,000.00
05/22/17	QuickBooks	Republic Bank - Capital 4169	Heritage Business Consulting Inc	Heritage Business Consulting, Inc.	400,000.00
05/25/17	QuickBooks	Republic Bank - Capital 4169	Heritage Business Consulting Inc	Heritage Business Consulting, Inc.	623,000.00
06/02/17	QuickBooks	TD Bank - Capital 9807	Heritage Business Consulting Inc	Heritage Business Consulting, Inc.	392,183.00
06/12/17	QuickBooks	Republic Bank - Capital 4169	Heritage Business Consulting Inc	Heritage Business Consulting, Inc.	39,520.83
06/21/17	QuickBooks	Republic Bank - Capital 4169	Heritage Business Consulting Inc	Heritage Business Consulting, Inc.	41,216.94
07/03/17	QuickBooks	Republic Bank - Capital 4169	Heritage Business Consulting Inc	Heritage Business Consulting, Inc.	348,182.38
07/10/17	QuickBooks	TD Bank - Capital 9807	Heritage Business Consulting Inc	Heritage Business Consulting, Inc.	500,000.00
07/11/17	QuickBooks	Republic Bank - Capital 4169	Heritage Business Consulting Inc	Heritage Business Consulting, Inc.	39,520.83
08/07/17	QuickBooks	Republic Bank - Capital 4169	Heritage Business Consulting Inc	Heritage Business Consulting, Inc.	200,000.00
08/08/17	QuickBooks	Republic Bank - Capital 4169	Heritage Business Consulting Inc	Heritage Business Consulting, Inc.	200,000.00
08/09/17	QuickBooks	TD Bank - Capital 9807	Heritage Business Consulting Inc	Heritage Business Consulting, Inc.	200,000.00
08/11/17	QuickBooks	TD Bank - Capital 9807	Heritage Business Consulting Inc	Heritage Business Consulting, Inc.	39,520.83
08/14/17	QuickBooks	TD Bank - Capital 9807	Heritage Business Consulting Inc	Heritage Business Consulting, Inc.	1,070,000.00
08/21/17	QuickBooks	TD Bank - Capital 9807	Heritage Business Consulting Inc	Heritage Business Consulting, Inc.	280,000.00
08/24/17	QuickBooks	Republic Bank - Capital 4169	Heritage Business Consulting Inc	Heritage Business Consulting, Inc.	100,000.00
08/25/17	QuickBooks	Republic Bank - Capital 4169	Heritage Business Consulting Inc	Heritage Business Consulting, Inc.	100,000.00
08/30/17	QuickBooks	Republic Bank - Capital 4169	Heritage Business Consulting Inc	Heritage Business Consulting, Inc.	300,000.00
08/31/17	QuickBooks	Republic Bank - Capital 4169	Heritage Business Consulting Inc	Heritage Business Consulting, Inc.	500,000.00
09/08/17	QuickBooks	Republic Bank - Capital 4169	Heritage Business Consulting Inc	Heritage Business Consulting, Inc.	200,000.00
09/11/17	QuickBooks	Republic Bank - Capital 4169	Heritage Business Consulting Inc	Heritage Business Consulting, Inc.	200,000.00
09/11/17	QuickBooks	Republic Bank - Capital 4169	Heritage Business Consulting Inc	Heritage Business Consulting, Inc.	39,520.83
09/22/17	QuickBooks	Republic Bank - Capital 4169	Heritage Business Consulting Inc	Heritage Business Consulting, Inc.	500,000.00
09/25/17	QuickBooks	Republic Bank - Capital 4169	Heritage Business Consulting Inc	Heritage Business Consulting, Inc.	300,000.00
09/26/17	QuickBooks	Republic Bank - Capital 4169	Heritage Business Consulting Inc	Heritage Business Consulting, Inc.	300,000.00
09/28/17	QuickBooks	Republic Bank - Capital 4169	Heritage Business Consulting Inc	Heritage Business Consulting, Inc.	300,000.00
09/29/17	QuickBooks	Republic Bank - Capital 4169	Heritage Business Consulting Inc	Heritage Business Consulting, Inc.	419,035.35
10/06/17	QuickBooks	Republic Bank - Capital 4169	Heritage Business Consulting Inc	Heritage Business Consulting, Inc.	194,313.13
10/11/17	QuickBooks	TD Bank - Capital 9807	Heritage Business Consulting Inc	Heritage Business Consulting, Inc.	39,520.83
10/17/17	QuickBooks	Republic Bank - Capital 4169	Heritage Business Consulting Inc	Heritage Business Consulting, Inc.	100,000.00
10/18/17	QuickBooks	Republic Bank - Capital 4169	Heritage Business Consulting Inc	Heritage Business Consulting, Inc.	300,000.00
10/20/17	QuickBooks	Republic Bank - Capital 4169	Heritage Business Consulting Inc	Heritage Business Consulting, Inc.	8,333.33
10/27/17	QuickBooks	TD Bank - Capital 9807	Heritage Business Consulting Inc	Heritage Business Consulting, Inc.	150,000.00
11/06/17	QuickBooks	Republic Bank - Capital 4169	Heritage Business Consulting Inc	Heritage Business Consulting, Inc.	172,512.82
11/07/17	QuickBooks	Republic Bank - Capital 4169	Heritage Business Consulting Inc	Heritage Business Consulting, Inc.	172,512.82
11/08/17	QuickBooks	Republic Bank - Capital 4169	Heritage Business Consulting Inc	Heritage Business Consulting, Inc.	172,512.82
11/09/17	QuickBooks	Republic Bank - Capital 4169	Heritage Business Consulting Inc	Heritage Business Consulting, Inc.	172,512.82
11/10/17	QuickBooks	Republic Bank - Capital 4169	Heritage Business Consulting Inc	Heritage Business Consulting, Inc.	39,520.83

Securities and Exchange Commission, Plaintiff,
v.
Complete Business Solutions Group, Inc. d/b/a Par Funding et. al., Defendants.
CASE NO. 1:20-cv-81205-RAR
UNITED STATES DISTRICT COURT
SOUTHERN DISTRICT OF FLORIDA

Heritage Business Consulting Transactions
For the Period from July 1, 2015 through July 27, 2020

Source: CBSG QuickBooks and Bank Records

Date	Source	QB / Bank Account	QB Payee	Bank Records Payee	Outgoing Funds
11/13/17	QuickBooks	Republic Bank - Capital 4169	Heritage Business Consulting Inc	Heritage Business Consulting, Inc.	172,512.82
11/14/17	QuickBooks	Republic Bank - Capital 4169	Heritage Business Consulting Inc	Heritage Business Consulting, Inc.	172,512.82
11/15/17	QuickBooks	Republic Bank - Capital 4169	Heritage Business Consulting Inc	Heritage Business Consulting, Inc.	172,512.82
11/16/17	QuickBooks	Republic Bank - Capital 4169	Heritage Business Consulting Inc	Heritage Business Consulting, Inc.	172,512.82
11/17/17	QuickBooks	Republic Bank - Capital 4169	Heritage Business Consulting Inc	Heritage Business Consulting, Inc.	172,512.82
11/20/17	QuickBooks	Republic Bank - Capital 4169	Heritage Business Consulting Inc	Heritage Business Consulting, Inc.	172,512.82
11/21/17	QuickBooks	Republic Bank - Capital 4169	Heritage Business Consulting Inc	Heritage Business Consulting, Inc.	199,058.22
11/22/17	QuickBooks	Republic Bank - Capital 4169	Heritage Business Consulting Inc	Heritage Business Consulting, Inc.	199,058.22
11/24/17	Bank	TD Bank:TD Bank - Capital 9807	PATE002	Heritage Business Consulting, Inc.	20,000.00
11/24/17	QuickBooks	Republic Bank - Capital 4169	Heritage Business Consulting Inc	Heritage Business Consulting, Inc.	199,058.22
11/27/17	QuickBooks	Republic Bank - Capital 4169	Heritage Business Consulting Inc	Heritage Business Consulting, Inc.	199,058.22
11/28/17	QuickBooks	Republic Bank - Capital 4169	Heritage Business Consulting Inc	Heritage Business Consulting, Inc.	199,058.22
11/29/17	QuickBooks	Republic Bank - Capital 4169	Heritage Business Consulting Inc	Heritage Business Consulting, Inc.	199,058.22
11/30/17	QuickBooks	Republic Bank - Capital 4169	Heritage Business Consulting Inc	Heritage Business Consulting, Inc.	199,058.22
12/01/17	QuickBooks	Republic Bank - Capital 4169	Heritage Business Consulting Inc	Heritage Business Consulting, Inc.	199,058.22
12/04/17	QuickBooks	Republic Bank - Capital 4169	Heritage Business Consulting Inc	Heritage Business Consulting, Inc.	199,058.22
12/05/17	Bank	TD Bank:TD Bank - Capital 9807	HAWK001	Heritage Business Consulting, Inc.	55,000.00
12/05/17	QuickBooks	Republic Bank - Capital 4169	Heritage Business Consulting Inc	Heritage Business Consulting, Inc.	188,003.77
12/06/17	QuickBooks	Republic Bank - Capital 4169	Heritage Business Consulting Inc	Heritage Business Consulting, Inc.	188,003.77
12/07/17	QuickBooks	Republic Bank - Capital 4169	Heritage Business Consulting Inc	Heritage Business Consulting, Inc.	188,003.77
12/08/17	QuickBooks	Republic Bank - Capital 4169	Heritage Business Consulting Inc	Heritage Business Consulting, Inc.	188,003.77
12/11/17	QuickBooks	Republic Bank - Capital 4169	Heritage Business Consulting Inc	Heritage Business Consulting, Inc.	188,003.77
12/11/17	QuickBooks	Republic Bank - Capital 4169	Heritage Business Consulting Inc	Heritage Business Consulting, Inc.	39,520.83
12/12/17	QuickBooks	Republic Bank - Capital 4169	Heritage Business Consulting Inc	Heritage Business Consulting, Inc.	188,003.77
12/13/17	QuickBooks	Republic Bank - Capital 4169	Heritage Business Consulting Inc	Heritage Business Consulting, Inc.	203,670.75
12/14/17	QuickBooks	Republic Bank - Capital 4169	Heritage Business Consulting Inc	Heritage Business Consulting, Inc.	203,670.75
12/15/17	QuickBooks	TD Bank - Capital 9807	Heritage Business Consulting Inc	Heritage Business Consulting, Inc.	203,670.75
12/18/17	QuickBooks	Republic Bank - Capital 4169	Heritage Business Consulting Inc	Heritage Business Consulting, Inc.	203,670.75
12/19/17	QuickBooks	Republic Bank - Capital 4169	Heritage Business Consulting Inc	Heritage Business Consulting, Inc.	203,670.75
12/20/17	QuickBooks	Republic Bank - Capital 4169	Heritage Business Consulting Inc	Heritage Business Consulting, Inc.	203,670.75
12/21/17	QuickBooks	Republic Bank - Capital 4169	Heritage Business Consulting Inc	Heritage Business Consulting, Inc.	203,670.75
12/22/17	QuickBooks	Republic Bank - Capital 4169	Heritage Business Consulting Inc	Heritage Business Consulting, Inc.	203,670.75
12/26/17	QuickBooks	Republic Bank - Capital 4169	Heritage Business Consulting Inc	Heritage Business Consulting, Inc.	203,670.75
12/27/17	QuickBooks	Republic Bank - Capital 4169	Heritage Business Consulting Inc	Heritage Business Consulting, Inc.	203,670.75
12/28/17	QuickBooks	Republic Bank - Capital 4169	Heritage Business Consulting Inc	Heritage Business Consulting, Inc.	219,338.00
01/10/18	QuickBooks	Republic Bank - Capital 4169	Heritage Business Consulting Inc	Heritage Business Consulting, Inc.	39,520.83
01/17/18	QuickBooks	Republic Bank - Capital 4169	Heritage Business Consulting Inc	Heritage Business Consulting, Inc.	110,000.00
01/18/18	QuickBooks	Republic Bank - Capital 4169	Heritage Business Consulting Inc	Heritage Business Consulting, Inc.	175,000.00
01/19/18	QuickBooks	Republic Bank - Capital 4169	Heritage Business Consulting Inc	Heritage Business Consulting, Inc.	116,000.00
01/22/18	QuickBooks	Republic Bank - Capital 4169	Heritage Business Consulting Inc	Heritage Business Consulting, Inc.	198,000.00
01/23/18	QuickBooks	Republic Bank - Capital 4169	Heritage Business Consulting Inc	Heritage Business Consulting, Inc.	85,000.00
01/24/18	QuickBooks	Republic Bank - Capital 4169	Heritage Business Consulting Inc	Heritage Business Consulting, Inc.	112,000.00
01/25/18	QuickBooks	Republic Bank - Capital 4169	Heritage Business Consulting Inc	Heritage Business Consulting, Inc.	176,000.00
01/29/18	QuickBooks	Republic Bank - Capital 4169	Heritage Business Consulting Inc	Heritage Business Consulting, Inc.	95,000.00
01/30/18	QuickBooks	Republic Bank - Capital 4169	Heritage Business Consulting Inc	Heritage Business Consulting, Inc.	198,000.00
01/31/18	QuickBooks	Republic Bank - Capital 4169	Heritage Business Consulting Inc	Heritage Business Consulting, Inc.	100,000.00
02/05/18	QuickBooks	Republic Bank - Capital 4169	Heritage Business Consulting Inc	Heritage Business Consulting, Inc.	98,000.00
02/08/18	QuickBooks	Republic Bank - Capital 4169	Heritage Business Consulting Inc	Heritage Business Consulting, Inc.	147,000.00
02/09/18	QuickBooks	Republic Bank - Capital 4169	Heritage Business Consulting Inc	Heritage Business Consulting, Inc.	39,520.83
02/20/18	QuickBooks	Republic Bank - Capital 4169	Heritage Business Consulting Inc	Heritage Business Consulting, Inc.	275,000.00
02/21/18	QuickBooks	Republic Bank - Capital 4169	Heritage Business Consulting Inc	Heritage Business Consulting, Inc.	325,000.00
02/26/18	QuickBooks	Republic Bank - Capital 4169	Heritage Business Consulting Inc	Heritage Business Consulting, Inc.	165,000.00
02/27/18	QuickBooks	Republic Bank - Capital 4169	Heritage Business Consulting Inc	Heritage Business Consulting, Inc.	175,000.00
02/28/18	QuickBooks	Republic Bank - Capital 4169	Heritage Business Consulting Inc	Heritage Business Consulting, Inc.	175,000.00
03/01/18	QuickBooks	Republic Bank - Capital 4169	Heritage Business Consulting Inc	Heritage Business Consulting, Inc.	180,000.00
03/02/18	QuickBooks	Republic Bank - Capital 4169	Heritage Business Consulting Inc	Heritage Business Consulting, Inc.	112,000.00
03/05/18	QuickBooks	Republic Bank - Capital 4169	Heritage Business Consulting Inc	Heritage Business Consulting, Inc.	135,000.00
03/06/18	QuickBooks	Republic Bank - Capital 4169	Heritage Business Consulting Inc	Heritage Business Consulting, Inc.	117,000.00
03/07/18	QuickBooks	Republic Bank - Capital 4169	Heritage Business Consulting Inc	Heritage Business Consulting, Inc.	120,000.00
03/09/18	QuickBooks	Republic Bank - Capital 4169	Heritage Business Consulting Inc	Heritage Business Consulting, Inc.	39,520.83
03/12/18	QuickBooks	Republic Bank - Capital 4169	Heritage Business Consulting Inc	Heritage Business Consulting, Inc.	201,199.00
03/13/18	QuickBooks	Republic Bank - Capital 4169	Heritage Business Consulting Inc	Heritage Business Consulting, Inc.	206,000.00

Securities and Exchange Commission, Plaintiff,
v.
Complete Business Solutions Group, Inc. d/b/a Par Funding et. al., Defendants.
CASE NO. 1:20-cv-81205-RAR
UNITED STATES DISTRICT COURT
SOUTHERN DISTRICT OF FLORIDA

Heritage Business Consulting Transactions
For the Period from July 1, 2015 through July 27, 2020

Source: CBSG QuickBooks and Bank Records

Date	Source	QB / Bank Account	QB Payee	Bank Records Payee	Outgoing Funds
03/14/18	QuickBooks	Republic Bank - Capital 4169	Heritage Business Consulting Inc	Heritage Business Consulting, Inc.	135,000.00
03/15/18	QuickBooks	Republic Bank - Capital 4169	Heritage Business Consulting Inc	Heritage Business Consulting, Inc.	160,000.00
03/16/18	QuickBooks	Republic Bank - Capital 4169	Heritage Business Consulting Inc	Heritage Business Consulting, Inc.	116,000.00
03/19/18	QuickBooks	Republic Bank - Capital 4169	Heritage Business Consulting Inc	Heritage Business Consulting, Inc.	166,172.00
03/20/18	QuickBooks	Republic Bank - Capital 4169	Heritage Business Consulting Inc	Heritage Business Consulting, Inc.	96,000.00
03/21/18	QuickBooks	Republic Bank - Capital 4169	Heritage Business Consulting Inc	Heritage Business Consulting, Inc.	117,000.00
03/22/18	QuickBooks	Republic Bank - Capital 4169	Heritage Business Consulting Inc	Heritage Business Consulting, Inc.	176,000.00
03/23/18	QuickBooks	Republic Bank - Capital 4169	Heritage Business Consulting Inc	Heritage Business Consulting, Inc.	90,000.00
03/27/18	QuickBooks	Republic Bank - Capital 4169	Heritage Business Consulting Inc	Heritage Business Consulting, Inc.	145,000.00
04/10/18	QuickBooks	Republic Bank - Capital 4169	Heritage Business Consulting Inc	Heritage Business Consulting, Inc.	39,520.83
04/23/18	QuickBooks	Republic Bank - Capital 4169	Heritage Business Consulting Inc	Heritage Business Consulting, Inc.	495,000.00
04/25/18	QuickBooks	Republic Bank - Capital 4169	Heritage Business Consulting Inc	Heritage Business Consulting, Inc.	396,400.00
04/26/18	QuickBooks	Republic Bank - Capital 4169	Heritage Business Consulting Inc	Heritage Business Consulting, Inc.	350,000.00
04/27/18	QuickBooks	Republic Bank - Capital 4169	Heritage Business Consulting Inc	Heritage Business Consulting, Inc.	340,000.00
05/01/18	QuickBooks	Republic Bank - Capital 4169	Heritage Business Consulting Inc	Heritage Business Consulting, Inc.	345,000.00
05/03/18	QuickBooks	Republic Bank - Capital 4169	Heritage Business Consulting Inc	Heritage Business Consulting, Inc.	250,000.00
05/08/18	QuickBooks	Republic Bank - Capital 4169	Heritage Business Consulting Inc	Heritage Business Consulting, Inc.	296,000.00
05/10/18	QuickBooks	Republic Bank - Capital 4169	Heritage Business Consulting Inc	Heritage Business Consulting, Inc.	39,520.83
05/14/18	QuickBooks	Republic Bank - Capital 4169	Heritage Business Consulting Inc	Heritage Business Consulting, Inc.	97,000.00
05/29/18	QuickBooks	Republic Bank - Capital 4169	Heritage Business Consulting Inc	Heritage Business Consulting, Inc.	195,000.00
05/31/18	QuickBooks	Republic Bank - Capital 4169	Heritage Business Consulting Inc	Heritage Business Consulting, Inc.	1,400,000.00
06/04/18	QuickBooks	Republic Bank - Capital 4169	Heritage Business Consulting Inc	Heritage Business Consulting, Inc.	85,000.00
06/05/18	QuickBooks	Republic Bank - Capital 4169	Heritage Business Consulting Inc	Heritage Business Consulting, Inc.	130,000.00
06/06/18	QuickBooks	Republic Bank - Capital 4169	Heritage Business Consulting Inc	Heritage Business Consulting, Inc.	135,000.00
06/07/18	QuickBooks	Republic Bank - Capital 4169	Heritage Business Consulting Inc	Heritage Business Consulting, Inc.	160,000.00
06/11/18	QuickBooks	Republic Bank - Capital 4169	Heritage Business Consulting Inc	Heritage Business Consulting, Inc.	242,000.00
06/11/18	QuickBooks	Republic Bank - Capital 4169	Heritage Business Consulting Inc	Heritage Business Consulting, Inc.	39,520.83
06/12/18	QuickBooks	Republic Bank - Capital 4169	Heritage Business Consulting Inc	Heritage Business Consulting, Inc.	190,000.00
06/14/18	QuickBooks	Republic Bank - Capital 4169	Heritage Business Consulting Inc	Heritage Business Consulting, Inc.	250,000.00
06/15/18	QuickBooks	Republic Bank - Capital 4169	Heritage Business Consulting Inc	Heritage Business Consulting, Inc.	196,000.00
06/27/18	QuickBooks	Republic Bank - Capital 4169	Heritage Business Consulting Inc	Heritage Business Consulting, Inc.	195,000.00
06/28/18	QuickBooks	Republic Bank - Capital 4169	Heritage Business Consulting Inc	Heritage Business Consulting, Inc.	275,000.00
07/02/18	QuickBooks	Republic Bank - Capital 4169	Heritage Business Consulting Inc	Heritage Business Consulting, Inc.	190,000.00
07/03/18	QuickBooks	Republic Bank - Capital 4169	Heritage Business Consulting Inc	Heritage Business Consulting, Inc.	355,000.00
07/10/18	QuickBooks	Republic Bank - Capital 4169	Heritage Business Consulting Inc	Heritage Business Consulting, Inc.	39,520.83
08/10/18	QuickBooks	Republic Bank - Capital 4169	Heritage Business Consulting Inc	Heritage Business Consulting, Inc.	39,520.83
09/10/18	QuickBooks	Republic Bank - Capital 4169	Heritage Business Consulting Inc	Heritage Business Consulting, Inc.	39,520.83
10/10/18	QuickBooks	Republic Bank - Capital 4169	Heritage Business Consulting Inc	Heritage Business Consulting, Inc.	39,520.83
11/09/18	QuickBooks	Republic Bank - Capital 4169	Heritage Business Consulting Inc	Heritage Business Consulting, Inc.	39,520.83
12/07/18	QuickBooks	Republic Bank - Capital 4169	Heritage Business Consulting Inc	Heritage Business Consulting, Inc.	39,520.83
01/10/19	QuickBooks	Republic Bank - Capital 4169	Heritage Business Consulting Inc	Heritage Business Consulting, Inc.	39,520.83
02/11/19	QuickBooks	TD Bank - Capital 9807	Heritage Business Consulting Inc	Heritage Business Consulting, Inc.	39,520.83
03/11/19	QuickBooks	Bancorp - Capital 6468	Heritage Business Consulting Inc	Heritage Business Consulting, Inc.	39,520.83
04/10/19	QuickBooks	Bancorp - Capital 6468	Heritage Business Consulting Inc	Heritage Business Consulting, Inc.	39,520.83
05/01/19	Bank	Bancorp Bank:Bancorp - Capital	LME 2017 FAM TR	Heritage Business Consulting, Inc.	581,635.88
05/10/19	QuickBooks	Bancorp - Capital 6468	Heritage Business Consulting Inc	Heritage Business Consulting, Inc.	39,520.83
05/21/19	Bank	TD Bank:TD Bank - Capital 9807	ROCF002:19004	Heritage Business Consulting, Inc.	2,300,000.00
06/10/19	QuickBooks	Bancorp - Capital 6468	Heritage Business Consulting Inc	Heritage Business Consulting, Inc.	39,520.83
07/10/19	QuickBooks	Bancorp - Capital 6468	Heritage Business Consulting Inc	Heritage Business Consulting, Inc.	39,520.83
08/09/19	QuickBooks	Bancorp - Capital 6468	Heritage Business Consulting Inc	Heritage Business Consulting, Inc.	39,520.83
09/10/19	QuickBooks	Bancorp - Capital 6468	Heritage Business Consulting Inc	Heritage Business Consulting, Inc.	39,520.83
09/11/19	QuickBooks	TD Bank - Payroll 9782	Heritage Business Consulting Inc	Heritage Business Consulting, Inc.	1,000.00
10/10/19	QuickBooks	Bancorp - Capital 6468	Heritage Business Consulting Inc	Heritage Business Consulting, Inc.	39,520.83
10/23/19	QuickBooks	TD Bank - Payroll 9782	Heritage Business Consulting Inc	Heritage Business Consulting, Inc.	882.00
11/12/19	QuickBooks	Bancorp - Capital 6468	Heritage Business Consulting Inc	Heritage Business Consulting, Inc.	39,520.83
12/10/19	QuickBooks	TD Bank - Capital 9807	Heritage Business Consulting Inc	Heritage Business Consulting, Inc.	39,520.83
12/11/19	QuickBooks	TD Bank - Payroll 9782	Heritage Business Consulting Inc	Heritage Business Consulting, Inc.	1,355,000.00
12/31/19	QuickBooks	BOSJ - Operating 2091	Heritage Business Consulting Inc	Heritage Business Consulting, Inc.	360,000.00
04/07/20	QuickBooks	BOSJ - Operating 2091 (Note 1)	Heritage Business Consulting Inc	Heritage Business Consulting, Inc.	2,500.00
05/11/20	QuickBooks	BOSJ - Operating 2091 (Note 1)	Heritage Business Consulting Inc	Heritage Business Consulting, Inc.	2,500.00
06/07/20	QuickBooks	BOSJ - Operating 2091 (Note 1)	Heritage Business Consulting Inc	Heritage Business Consulting, Inc.	2,000.00

Securities and Exchange Commission, Plaintiff,
 v.
Complete Business Solutions Group, Inc. d/b/a Par Funding et. al. , Defendants.
CASE NO. 1:20-cv-81205-RAR
UNITED STATES DISTRICT COURT
SOUTHERN DISTRICT OF FLORIDA

Heritage Business Consulting Transactions
For the Period from July 1, 2015 through July 27, 2020

Source: CBSG QuickBooks and Bank Records

Date	Source	QB / Bank Account	QB Payee	Bank Records Payee	Outgoing Funds
07/15/20	QuickBooks	BOSJ - Operating 2091 (Note 1)	Heritage Business Consulting Inc	Heritage Business Consulting, Inc.	2,500.00
Total					\$42,451,248.99

Note 1) In February 2020, CBSG closed the BOSJ (Glacier Bank) account ending in 2091 and opened the BOSJ (Glacier Bank) account ending in 3352, but they did not open a separate QuickBooks account and continued to account for the activity in the 3352 account in the BOSJ 2091 QuickBooks account.

See Accompanying Report Dated August 13, 2020.

Securities and Exchange Commission, Plaintiff,
v.
Complete Business Solutions Group, Inc. d/b/a Par Funding et. al., Defendants.
CASE NO. 1:20-cv-81205-RAR
UNITED STATES DISTRICT COURT
SOUTHERN DISTRICT OF FLORIDA

Joseph Cole Barleta Transactions
For the Period from July 1, 2015 through July 27, 2020

Source: CBSG QuickBooks and Bank Records

Date	Source	QB / Bank Account	QB Payee	Outgoing Funds
07/03/15	QuickBooks	TD Bank - Payroll 9782	Joseph C Barleta	\$ 2,362.51
07/17/15	QuickBooks	TD Bank - Payroll 9782	Joseph C Barleta	2,362.87
07/31/15	QuickBooks	TD Bank - Payroll 9782	Joseph C Barleta	2,362.85
08/14/15	QuickBooks	TD Bank - Payroll 9782	Joseph C Barleta	2,362.87
08/28/15	QuickBooks	TD Bank - Payroll 9782	Joseph C Barleta	2,362.87
09/11/15	QuickBooks	TD Bank - Payroll 9782	Joseph C Barleta	2,362.85
09/24/15	QuickBooks	TD Bank - Payroll 9782	Joseph C Barleta	2,362.86
10/09/15	QuickBooks	TD Bank - Payroll 9782	Joseph C Barleta	2,362.87
10/23/15	QuickBooks	TD Bank - Payroll 9782	Joseph C Barleta	2,362.85
11/06/15	QuickBooks	TD Bank - Payroll 9782	Joseph C Barleta	2,362.87
11/20/15	QuickBooks	TD Bank - Payroll 9782	Joseph C Barleta	2,362.87
12/04/15	QuickBooks	TD Bank - Payroll 9782	Joseph C Barleta	2,362.86
12/18/15	QuickBooks	TD Bank - Payroll 9782	Joseph C Barleta	32,715.82
12/18/15	QuickBooks	TD Bank - Payroll 9782	Joseph C Barleta	2,362.86
12/31/15	QuickBooks	TD Bank - Payroll 9782	Joseph C Barleta	2,587.01
01/15/16	QuickBooks	TD Bank - Payroll 9782	Joseph C Barleta	2,363.66
01/29/16	QuickBooks	TD Bank - Payroll 9782	Joseph C Barleta	2,363.64
02/12/16	QuickBooks	TD Bank - Payroll 9782	Joseph C Barleta	2,363.66
02/26/16	QuickBooks	TD Bank - Payroll 9782	Joseph C Barleta	2,363.66
03/11/16	QuickBooks	TD Bank - Payroll 9782	Joseph C Barleta	2,363.64
03/25/16	QuickBooks	TD Bank - Payroll 9782	Joseph C Barleta	2,363.66
04/08/16	QuickBooks	TD Bank - Payroll 9782	Joseph C Barleta	2,363.66
04/22/16	QuickBooks	TD Bank - Payroll 9782	Joseph C Barleta	2,363.65
05/06/16	QuickBooks	TD Bank - Payroll 9782	Joseph C Barleta	2,363.65
05/20/16	QuickBooks	TD Bank - Payroll 9782	Joseph C Barleta	2,363.65
06/03/16	QuickBooks	TD Bank - Payroll 9782	Joseph C Barleta	2,363.66
06/17/16	QuickBooks	TD Bank - Payroll 9782	Joseph C Barleta	2,363.65
07/01/16	QuickBooks	TD Bank - Payroll 9782	Joseph C Barleta	2,363.65
07/15/16	QuickBooks	TD Bank - Payroll 9782	Joseph C Barleta	2,364.02
07/29/16	QuickBooks	TD Bank - Payroll 9782	Joseph C Barleta	2,364.01
08/12/16	QuickBooks	TD Bank - Payroll 9782	Joseph C Barleta	2,364.01
08/26/16	QuickBooks	TD Bank - Payroll 9782	Joseph C Barleta	2,364.02
09/09/16	QuickBooks	TD Bank - Payroll 9782	Joseph C Barleta	2,364.02
09/23/16	QuickBooks	TD Bank - Payroll 9782	Joseph C Barleta	2,363.99
10/07/16	QuickBooks	TD Bank - Payroll 9782	Joseph C Barleta	2,364.02
10/21/16	QuickBooks	TD Bank - Payroll 9782	Joseph C Barleta	2,364.02

Exhibit P.17

Securities and Exchange Commission, Plaintiff,
v.
Complete Business Solutions Group, Inc. d/b/a Par Funding et. al., Defendants.
CASE NO. 1:20-cv-81205-RAR
UNITED STATES DISTRICT COURT
SOUTHERN DISTRICT OF FLORIDA

Joseph Cole Barleta Transactions
For the Period from July 1, 2015 through July 27, 2020

Source: CBSG QuickBooks and Bank Records

Date	Source	QB / Bank Account	QB Payee	Outgoing Funds
11/04/16	QuickBooks	TD Bank - Payroll 9782	Joseph C Barleta	2,364.00
11/18/16	QuickBooks	TD Bank - Payroll 9782	Joseph C Barleta	2,364.02
12/02/16	QuickBooks	TD Bank - Payroll 9782	Joseph C Barleta	2,364.01
12/16/16	QuickBooks	TD Bank - Payroll 9782	Joseph C Barleta	2,588.16
12/16/16	QuickBooks	TD Bank - Payroll 9782	Joseph C Barleta	32,787.49
12/30/16	QuickBooks	TD Bank - Payroll 9782	Joseph C Barleta	2,588.16
Total				\$ 160,715.13

See Accompanying Report Dated August 13, 2020.

Securities and Exchange Commission, Plaintiff,
v.
Complete Business Solutions Group, Inc. d/b/a Par Funding et. al., Defendants.
CASE NO. 1:20-cv-81205-RAR
UNITED STATES DISTRICT COURT
SOUTHERN DISTRICT OF FLORIDA

Lisa McElhone Transactions
For the Period from July 1, 2015 through July 27, 2020

Source: CBSG QuickBooks and Bank Records

Date	Source	QB / Bank Account	QB Payee	QB Split	Bank Records Payee	Outgoing Funds
07/21/15	Bank Records	Bancorp - Capital 6468		Officer Note Receivable	Lisa Mcelhone (Note 1)	2,000.00
04/03/17	Quickbooks	Republic Bank - Capital 4169	Lisa Mcelhone	Officer Note Receivable	Lisa Mcelhone	31,000.00
07/19/19	Quickbooks	TD Bank - Payroll 9782	Lisa Mcelhone	Employee Wages	Lisa Mcelhone	6,923.08
09/16/19	Bank Records	Bancorp - Capital 6468	Eagle Six Consultants	Consulting	Lisa Mcelhone	1,550,000.00
09/19/19	Bank Records	Bancorp - Capital 6468	Eagle Six Consultants	Consulting	Lisa Mcelhone	2,220,675.00
09/20/19	Bank Records	Bancorp - Capital 6468	Eagle Six Consultants	Consulting	Lisa Mcelhone	500,000.00
10/03/19	Bank Records	Bancorp - Capital 6468	Eagle Six Consultants	HBC Note Payable	Lisa Mcelhone	850,000.00
10/04/19	Bank Records	Bancorp - Capital 6468	Eagle Six Consultants	HBC Note Payable	Lisa Mcelhone	926,750.00
10/07/19	Bank Records	Bancorp - Capital 6468	Eagle Six Consultants	HBC Note Payable	Lisa Mcelhone	1,225,000.00
10/08/19	Bank Records	Bancorp - Capital 6468	Eagle Six Consultants	HBC Note Payable	Lisa Mcelhone	1,272,899.00
10/09/19	Bank Records	Bancorp - Capital 6468	LME 2017 FAM TR	Retained Earnings	Lisa Mcelhone	2,725,351.00
Total						\$11,310,598.08

Note 1) Quickbooks did not have a payee for this transaction, but KM has bank record support which shows that Lisa Mcelhone received these funds.

Note 2) KM has bank record support which shows that Lisa Mcelhone received these funds, as such KM included the transactions even though Quickbooks said the funds went to a different payee.

See Accompanying Report Dated August 13, 2020.

Securities and Exchange Commission, Plaintiff,
 v.
 Complete Business Solutions Group, Inc. d/b/a Par Funding *et. al.*, Defendants.
 CASE NO. 1:20-cv-81205-RAR
 UNITED STATES DISTRICT COURT
 SOUTHERN DISTRICT OF FLORIDA

LME Family Trust 2017 Transactions
For the Period from July 1, 2015 through July 27, 2020

Source: CBSG QuickBooks and Bank Records

Date	Source	QB / Bank Account	QB Payee	Bank Records Payee	Outgoing Funds
07/17/18	Quickbooks	Republic Bank - Operating 4126	LME 2017 FAM TR	Lme 2017 Family Trust	\$ 5,000,000.00
07/30/18	Quickbooks	Republic Bank - Operating 4126	LME 2017 FAM TR	Lme 2017 Family Trust	5,500,000.00
08/08/18	Quickbooks	Republic Bank - Capital 4169	LME 2017 FAM TR	Lme 2017 Family Trust	1,380,000.00
08/09/18	Quickbooks	Republic Bank - Capital 4169	LME 2017 FAM TR	Lme 2017 Family Trust	1,620,000.00
09/20/18	Quickbooks	Republic Bank - Capital 4169	LME 2017 FAM TR	Lme 2017 Family Trust	800,000.00
Total					\$ 14,300,000.00

See Accompanying Report Dated August 13, 2020.

Securities and Exchange Commission, Plaintiff,
v.
Complete Business Solutions Group, Inc. d/b/a Par Funding et. al., Defendants.
CASE NO. 1:20-cv-81205-RAR
UNITED STATES DISTRICT COURT
SOUTHERN DISTRICT OF FLORIDA

New Field Ventures, LLC Transactions
For the Period from July 1, 2015 through July 27, 2020

Source: CBSG QuickBooks and Bank Records

Date	Source	QB / Bank Account	QB Payee	Bank Records Payee	Outgoing Funds
02/24/17	QuickBooks	Republic Bank - Capital 4169	New Field Ventures,LLC	New Field Ventures, LLC	\$ 25,000.00
03/24/17	QuickBooks	Republic Bank - Capital 4169	New Field Ventures,LLC	New Field Ventures, LLC	25,000.00
04/03/17	QuickBooks	Republic Bank - Capital 4169	New Field Ventures,LLC	New Field Ventures, LLC	508,729.91
04/26/17	QuickBooks	Republic Bank - Capital 4169	New Field Ventures,LLC	New Field Ventures, LLC	25,000.00
05/25/17	QuickBooks	Republic Bank - Capital 4169	New Field Ventures,LLC	New Field Ventures, LLC	25,000.00
06/23/17	QuickBooks	Republic Bank - Capital 4169	New Field Ventures,LLC	New Field Ventures, LLC	25,000.00
07/03/17	QuickBooks	Republic Bank - Capital 4169	New Field Ventures,LLC	New Field Ventures, LLC	550,355.25
07/24/17	QuickBooks	Republic Bank - Capital 4169	New Field Ventures,LLC	New Field Ventures, LLC	25,000.00
08/24/17	QuickBooks	Republic Bank - Capital 4169	New Field Ventures,LLC	New Field Ventures, LLC	25,000.00
09/25/17	QuickBooks	Republic Bank - Capital 4169	New Field Ventures,LLC	New Field Ventures, LLC	25,000.00
10/03/17	QuickBooks	TD Bank - Capital 9807	New Field Ventures,LLC	New Field Ventures, LLC	683,462.25
10/24/17	QuickBooks	Republic Bank - Capital 4169	New Field Ventures,LLC	New Field Ventures, LLC	25,000.00
11/24/17	QuickBooks	Republic Bank - Capital 4169	New Field Ventures,LLC	New Field Ventures, LLC	25,000.00
12/26/17	QuickBooks	Republic Bank - Capital 4169	New Field Ventures,LLC	New Field Ventures, LLC	25,000.00
01/02/18	QuickBooks	Republic Bank - Capital 4169	New Field Ventures,LLC	New Field Ventures, LLC	279,065.68
01/24/18	QuickBooks	Republic Bank - Capital 4169	New Field Ventures,LLC	New Field Ventures, LLC	25,000.00
02/23/18	QuickBooks	Republic Bank - Capital 4169	New Field Ventures,LLC	New Field Ventures, LLC	25,000.00
03/23/18	QuickBooks	Republic Bank - Capital 4169	New Field Ventures,LLC	New Field Ventures, LLC	25,000.00
04/03/18	QuickBooks	Republic Bank - Capital 4169	New Field Ventures,LLC	New Field Ventures, LLC	355,998.98
04/25/18	QuickBooks	Republic Bank - Capital 4169	New Field Ventures,LLC	New Field Ventures, LLC	25,000.00
05/08/18	QuickBooks	Republic Bank - Capital 4169	New Field Ventures,LLC	New Field Ventures, LLC	355,998.98
05/25/18	QuickBooks	Republic Bank - Capital 4169	New Field Ventures,LLC	New Field Ventures, LLC	25,000.00
06/11/18	QuickBooks	Republic Bank - Capital 4169	New Field Ventures,LLC	New Field Ventures, LLC	355,998.98
06/25/18	QuickBooks	Republic Bank - Capital 4169	New Field Ventures,LLC	New Field Ventures, LLC	25,000.00
07/05/18	QuickBooks	Republic Bank - Capital 4169	New Field Ventures,LLC	New Field Ventures, LLC	348,772.20
07/25/18	QuickBooks	Republic Bank - Capital 4169	New Field Ventures,LLC	New Field Ventures, LLC	25,000.00
08/03/18	QuickBooks	Republic Bank - Capital 4169	New Field Ventures,LLC	New Field Ventures, LLC	348,772.20
08/24/18	QuickBooks	Republic Bank - Capital 4169	New Field Ventures,LLC	New Field Ventures, LLC	25,000.00
09/07/18	QuickBooks	Republic Bank - Capital 4169	New Field Ventures,LLC	New Field Ventures, LLC	348,772.20
09/25/18	QuickBooks	Republic Bank - Capital 4169	New Field Ventures,LLC	New Field Ventures, LLC	25,000.00
10/05/18	QuickBooks	Republic Bank - Capital 4169	New Field Ventures,LLC	New Field Ventures, LLC	236,789.25
10/25/18	QuickBooks	Republic Bank - Capital 4169	New Field Ventures,LLC	New Field Ventures, LLC	25,000.00
11/26/18	QuickBooks	Republic Bank - Capital 4169	New Field Ventures,LLC	New Field Ventures, LLC	25,000.00
12/24/18	QuickBooks	TD Bank - Capital 9807	New Field Ventures,LLC	New Field Ventures, LLC	25,000.00
01/04/19	QuickBooks	Republic Bank - Capital 4169	New Field Ventures,LLC	New Field Ventures, LLC	449,579.95
01/25/19	QuickBooks	Republic Bank - Capital 4169	New Field Ventures,LLC	New Field Ventures, LLC	25,000.00
02/05/19	QuickBooks	Republic Bank - Capital 4169	New Field Ventures,LLC	New Field Ventures, LLC	449,579.95
02/25/19	QuickBooks	Bancorp - Capital 6468	New Field Ventures,LLC	New Field Ventures, LLC	25,000.00
03/15/19	QuickBooks	TD Bank - Capital 9807	New Field Ventures,LLC	New Field Ventures, LLC	449,579.95
03/25/19	QuickBooks	Bancorp - Capital 6468	New Field Ventures,LLC	New Field Ventures, LLC	25,000.00
04/05/19	QuickBooks	Bancorp - Capital 6468	New Field Ventures,LLC	New Field Ventures, LLC	289,001.16
04/25/19	QuickBooks	Bancorp - Capital 6468	New Field Ventures,LLC	New Field Ventures, LLC	25,000.00
05/24/19	QuickBooks	TD Bank - Capital 9807	New Field Ventures,LLC	New Field Ventures, LLC	25,000.00
06/26/19	QuickBooks	Bancorp - Capital 6468	New Field Ventures,LLC	New Field Ventures, LLC	25,000.00
07/08/19	QuickBooks	TD Bank - Capital 9807	New Field Ventures,LLC	New Field Ventures, LLC	1,165,002.08
07/30/19	QuickBooks	Bancorp - Capital 6468	New Field Ventures,LLC	New Field Ventures, LLC	25,000.00
08/28/19	QuickBooks	Bancorp - Capital 6468	New Field Ventures,LLC	New Field Ventures, LLC	25,000.00
09/27/19	QuickBooks	Bancorp - Operating 6442	New Field Ventures,LLC	New Field Ventures, LLC	25,000.00
10/03/19	QuickBooks	Bancorp - Capital 6468	New Field Ventures,LLC	New Field Ventures, LLC	1,473,702.55
10/25/19	QuickBooks	Bancorp - Capital 6468	New Field Ventures,LLC	New Field Ventures, LLC	25,000.00
11/25/19	QuickBooks	Bancorp - Capital 6468	New Field Ventures,LLC	New Field Ventures, LLC	25,000.00
12/23/19	QuickBooks	Priority Payment System Prefund	New Field Ventures,LLC		25,000.00
12/26/19	QuickBooks	Priority Payment System Prefund	New Field Ventures,LLC		25,000.00

Securities and Exchange Commission, Plaintiff,
v.
Complete Business Solutions Group, Inc. d/b/a Par Funding et. al., Defendants.
CASE NO. 1:20-cv-81205-RAR
UNITED STATES DISTRICT COURT
SOUTHERN DISTRICT OF FLORIDA

New Field Ventures, LLC Transactions
For the Period from July 1, 2015 through July 27, 2020

Source: CBSG QuickBooks and Bank Records

Date	Source	QB / Bank Account	QB Payee	Bank Records Payee	Outgoing Funds
01/03/20	QuickBooks	Priority Payment System Prefund	New Field Ventures,LLC		1,483,159.70
01/23/20	QuickBooks	Actum ACH Prefund	New Field Ventures,LLC		25,000.00
02/26/20	QuickBooks	Priority Payment System Prefund	New Field Ventures,LLC		25,000.00
07/02/20	QuickBooks	Priority Payment System Prefund	New Field Ventures,LLC		657,581.07
Total					\$ 11,739,902.29

See Accompanying Report Dated August 13, 2020.

Securities and Exchange Commission, Plaintiff,
 v.
 Complete Business Solutions Group, Inc. d/b/a Par Funding et. al., Defendants.
 CASE NO. 1:20-cv-81205-RAR
 UNITED STATES DISTRICT COURT
 SOUTHERN DISTRICT OF FLORIDA

Recruiting & Marketing Resources, Inc. Transactions
 For the Period from July 1, 2015 through July 27, 2020

Source: CBSG QuickBooks and Bank Records

Date	Source	QB / Bank Account	QB Payee	Bank Records Payee	Outgoing Funds
11/20/15	QuickBooks	TD Bank - Capital 9807	RECR002	Recruiting & Marketing Resources	\$ 25,000.00
11/24/15	QuickBooks	TD Bank - Capital 9807	RECR002	Recruiting & Marketing Resources	25,000.00
11/25/15	QuickBooks	TD Bank - Capital 9807	RECR002	Recruiting & Marketing Resources	25,000.00
11/27/15	QuickBooks	TD Bank - Capital 9807	RECR002	Recruiting & Marketing Resources	25,000.00
12/01/15	QuickBooks	TD Bank - Capital 9807	RECR002	Recruiting & Marketing Resources	25,000.00
12/02/15	QuickBooks	TD Bank - Capital 9807	RECR002	Recruiting & Marketing Resources	40,000.00
12/11/15	QuickBooks	TD Bank - Capital 9807	RECR002	Recruiting & Marketing Resources	25,000.00
12/14/15	QuickBooks	TD Bank - Capital 9807	RECR002	Recruiting & Marketing Resources	25,000.00
12/15/15	QuickBooks	Bancorp - Capital 6468	RECR002	Recruiting & Marketing Resources	15,000.00
12/23/15	QuickBooks	TD Bank - Capital 9807	RECR002	Recruiting & Marketing Resources	20,000.00
12/24/15	QuickBooks	TD Bank - Capital 9807	RECR002	Recruiting & Marketing Resources	20,000.00
12/28/15	QuickBooks	TD Bank - Capital 9807	RECR002	Recruiting & Marketing Resources	25,000.00
12/30/15	QuickBooks	TD Bank - Capital 9807	RECR002	Recruiting & Marketing Resources	25,000.00
01/04/16	QuickBooks	TD Bank - Capital 9807	RECR002	Recruiting & Marketing Resources	25,000.00
01/11/16	QuickBooks	TD Bank - Capital 9807	RECR002	Recruiting & Marketing Resources	25,000.00
01/13/16	QuickBooks	TD Bank - Capital 9807	RECR002	Recruiting & Marketing Resources	25,000.00
01/20/16	QuickBooks	TD Bank - Capital 9807	RECR002	Recruiting & Marketing Resources	25,000.00
01/29/16	QuickBooks	TD Bank - Capital 9807	RECR002	Recruiting & Marketing Resources	25,000.00
02/02/16	QuickBooks	TD Bank - Capital 9807	RECR002	Recruiting & Marketing Resources	50,000.00
02/03/16	QuickBooks	TD Bank - Capital 9807	RECR002	Recruiting & Marketing Resources	25,000.00
02/04/16	QuickBooks	TD Bank - Capital 9807	RECR002	Recruiting & Marketing Resources	25,000.00
02/05/16	QuickBooks	TD Bank - Capital 9807	RECR002	Recruiting & Marketing Resources	25,000.00
02/08/16	QuickBooks	TD Bank - Capital 9807	RECR002	Recruiting & Marketing Resources	25,000.00
02/22/16	QuickBooks	TD Bank - Capital 9807	RECR002	Recruiting & Marketing Resources	100,000.00
03/03/16	QuickBooks	TD Bank - Capital 9807	RECR002	Recruiting & Marketing Resources	100,000.00
03/07/16	QuickBooks	TD Bank - Capital 9807	RECR002	Recruiting & Marketing Resources	100,000.00
03/16/16	QuickBooks	TD Bank - Capital 9807	RECR002	Recruiting & Marketing Resources	100,000.00
03/17/16	QuickBooks	TD Bank - Capital 9807	RECR002	Recruiting & Marketing Resources	50,000.00
03/21/16	QuickBooks	TD Bank - Capital 9807	RECR002	Recruiting & Marketing Resources	50,000.00
03/23/16	QuickBooks	TD Bank - Capital 9807	RECR002	Recruiting & Marketing Resources	100,000.00
04/18/16	QuickBooks	TD Bank - Capital 9807	RECR002	Recruiting & Marketing Resources	20,000.00
04/19/16	QuickBooks	TD Bank - Capital 9807	RECR002	Recruiting & Marketing Resources	20,000.00
04/20/16	QuickBooks	TD Bank - Capital 9807	RECR002	Recruiting & Marketing Resources	20,000.00
04/22/16	QuickBooks	TD Bank - Capital 9807	RECR002	Recruiting & Marketing Resources	40,000.00
04/26/16	QuickBooks	TD Bank - Capital 9807	RECR002	Recruiting & Marketing Resources	40,000.00
04/27/16	QuickBooks	TD Bank - Capital 9807	RECR002	Recruiting & Marketing Resources	20,000.00
04/28/16	QuickBooks	TD Bank - Capital 9807	RECR002	Recruiting & Marketing Resources	20,000.00
05/02/16	QuickBooks	TD Bank - Capital 9807	RECR002	Recruiting & Marketing Resources	20,000.00
05/03/16	QuickBooks	TD Bank - Capital 9807	RECR002	Recruiting & Marketing Resources	20,000.00
05/10/16	QuickBooks	TD Bank - Capital 9807	RECR002	Recruiting & Marketing Resources	20,000.00
05/25/16	QuickBooks	TD Bank - Capital 9807	RECR002	Recruiting & Marketing Resources	20,000.00
05/27/16	QuickBooks	TD Bank - Capital 9807	RECR002	Recruiting & Marketing Resources	35,000.00
05/31/16	QuickBooks	TD Bank - Capital 9807	RECR002	Recruiting & Marketing Resources	35,000.00
06/13/16	QuickBooks	TD Bank - Capital 9807	RECR002	Recruiting & Marketing Resources	20,000.00
06/20/16	QuickBooks	TD Bank - Capital 9807	RECR002	Recruiting & Marketing Resources	20,000.00
08/03/16	QuickBooks	TD Bank - Capital 9807	RECR002	Recruiting & Marketing Resources	162,614.00
09/02/16	QuickBooks	TD Bank - Capital 9807	RECR002	Recruiting & Marketing Resources	20,000.00
09/09/16	QuickBooks	Republic Bank - Capital 4169	RECR002	Recruiting & Marketing Resources	10,000.00
09/14/16	QuickBooks	TD Bank - Operating 9790	RECR002	Recruiting & Marketing Resources	698.00
09/16/16	QuickBooks	Republic Bank - Capital 4169	RECR002	Recruiting & Marketing Resources	10,000.00
09/30/16	QuickBooks	TD Bank - Capital 9807	RECR002	Recruiting & Marketing Resources	20,000.00
10/07/16	QuickBooks	Republic Bank - Capital 4169	RECR002	Recruiting & Marketing Resources	10,000.00
10/11/16	QuickBooks	Republic Bank - Capital 4169	RECR002	Recruiting & Marketing Resources	10,000.00
10/14/16	QuickBooks	TD Bank - Capital 9807	RECR002	Recruiting & Marketing Resources	20,000.00
10/21/16	QuickBooks	Republic Bank - Capital 4169	RECR002	Recruiting & Marketing Resources	15,000.00
10/28/16	QuickBooks	Republic Bank - Capital 4169	RECR002	Recruiting & Marketing Resources	10,000.00
11/04/16	QuickBooks	Republic Bank - Capital 4169	RECR002	Recruiting & Marketing Resources	20,000.00
11/10/16	QuickBooks	Republic Bank - Capital 4169	RECR002	Recruiting & Marketing Resources	10,000.00
11/18/16	QuickBooks	Republic Bank - Capital 4169	RECR002	Recruiting & Marketing Resources	10,000.00
11/25/16	QuickBooks	Republic Bank - Capital 4169	RECR002	Recruiting & Marketing Resources	10,000.00
12/02/16	QuickBooks	Republic Bank - Capital 4169	RECR002	Recruiting & Marketing Resources	10,000.00

Securities and Exchange Commission, Plaintiff,
v.
Complete Business Solutions Group, Inc. d/b/a Par Funding et. al., Defendants.
CASE NO. 1:20-cv-81205-RAR
UNITED STATES DISTRICT COURT
SOUTHERN DISTRICT OF FLORIDA

Recruiting & Marketing Resources, Inc. Transactions
For the Period from July 1, 2015 through July 27, 2020

Source: CBSG QuickBooks and Bank Records

Date	Source	QB / Bank Account	QB Payee	Bank Records Payee	Outgoing Funds
12/23/16	QuickBooks	TD Bank - Capital 9807	RECR002	Recruiting & Marketing Resources	20,000.00
12/30/16	QuickBooks	Republic Bank - Capital 4169	RECR002	Recruiting & Marketing Resources	20,000.00
01/06/17	QuickBooks	Republic Bank - Capital 4169	RECR002	Recruiting & Marketing Resources	20,000.00
01/13/17	QuickBooks	Republic Bank - Capital 4169	RECR002	Recruiting & Marketing Resources	10,000.00
01/20/17	QuickBooks	Republic Bank - Capital 4169	RECR002	Recruiting & Marketing Resources	10,000.00
01/27/17	QuickBooks	Republic Bank - Capital 4169	RECR002	Recruiting & Marketing Resources	10,000.00
02/03/17	QuickBooks	Republic Bank - Capital 4169	RECR002	Recruiting & Marketing Resources	20,000.00
02/07/17	QuickBooks	TD Bank - Capital 9807	RECR002	Recruiting & Marketing Resources	350,000.00
02/24/17	QuickBooks	Republic Bank - Capital 4169	RECR002	Recruiting & Marketing Resources	10,000.00
03/03/17	QuickBooks	Republic Bank - Capital 4169	RECR002	Recruiting & Marketing Resources	281,136.85
03/10/17	QuickBooks	TD Bank - Capital 9807	RECR002	Recruiting & Marketing Resources	30,000.00
03/17/17	QuickBooks	Republic Bank - Capital 4169	RECR002	Recruiting & Marketing Resources	30,000.00
03/24/17	QuickBooks	Republic Bank - Capital 4169	RECR002	Recruiting & Marketing Resources	21,000.00
03/31/17	QuickBooks	Republic Bank - Capital 4169	RECR002	Recruiting & Marketing Resources	20,000.00
04/07/17	QuickBooks	Republic Bank - Capital 4169	RECR002	Recruiting & Marketing Resources	20,000.00
04/14/17	QuickBooks	Republic Bank - Capital 4169	RECR002	Recruiting & Marketing Resources	10,000.00
04/17/17	QuickBooks	TD Bank - Operating 9790	RECR002	Recruiting & Marketing Resources	5,000.00
04/21/17	QuickBooks	Republic Bank - Capital 4169	RECR002	Recruiting & Marketing Resources	30,000.00
04/28/17	QuickBooks	Republic Bank - Capital 4169	RECR002	Recruiting & Marketing Resources	10,000.00
05/05/17	QuickBooks	Republic Bank - Capital 4169	RECR002	Recruiting & Marketing Resources	15,000.00
05/05/17	QuickBooks	Republic Bank - Capital 4169	RECR002	Recruiting & Marketing Resources	30,000.00
05/09/17	QuickBooks	Republic Bank - Capital 4169	RECR002	Recruiting & Marketing Resources	5,000.00
05/25/17	QuickBooks	Republic Bank - Capital 4169	RECR002	Recruiting & Marketing Resources	252,236.03
06/06/17	QuickBooks	TD Bank - Capital 9807	RECR002	Recruiting & Marketing Resources	285,000.00
07/14/17	QuickBooks	Republic Bank - Capital 4169	RECR002	Recruiting & Marketing Resources	30,000.00
07/21/17	QuickBooks	Republic Bank - Capital 4169	RECR002	Recruiting & Marketing Resources	30,000.00
07/28/17	QuickBooks	TD Bank - Capital 9807	RECR002	Recruiting & Marketing Resources	30,000.00
08/04/17	QuickBooks	Republic Bank - Capital 4169	RECR002	Recruiting & Marketing Resources	30,000.00
08/11/17	QuickBooks	TD Bank - Capital 9807	RECR002	Recruiting & Marketing Resources	30,000.00
08/18/17	QuickBooks	Republic Bank - Capital 4169	RECR002	Recruiting & Marketing Resources	10,000.00
08/25/17	QuickBooks	Republic Bank - Capital 4169	RECR002	Recruiting & Marketing Resources	20,000.00
09/22/17	QuickBooks	Republic Bank - Capital 4169	RECR002	Recruiting & Marketing Resources	30,000.00
10/06/17	QuickBooks	Republic Bank - Capital 4169	RECR002	Recruiting & Marketing Resources	20,000.00
10/13/17	QuickBooks	TD Bank - Operating 9790	RECR002	Recruiting & Marketing Resources	15,000.00
10/13/17	QuickBooks	Republic Bank - Capital 4169	RECR002	Recruiting & Marketing Resources	20,000.00
10/20/17	QuickBooks	Republic Bank - Capital 4169	RECR002	Recruiting & Marketing Resources	40,000.00
10/27/17	QuickBooks	Republic Bank - Capital 4169	RECR002	Recruiting & Marketing Resources	50,000.00
11/03/17	QuickBooks	TD Bank - Operating 9790	RECR002	Recruiting & Marketing Resources	20,000.00
11/03/17	QuickBooks	Republic Bank - Capital 4169	RECR002	Recruiting & Marketing Resources	30,000.00
11/10/17	QuickBooks	Republic Bank - Capital 4169	RECR002	Recruiting & Marketing Resources	20,000.00
11/17/17	QuickBooks	Republic Bank - Capital 4169	RECR002	Recruiting & Marketing Resources	20,000.00
12/08/17	QuickBooks	Republic Bank - Capital 4169	RECR002	Recruiting & Marketing Resources	40,000.00
12/15/17	QuickBooks	TD Bank - Operating 9790	RECR002	Recruiting & Marketing Resources	15,000.00
12/15/17	QuickBooks	Republic Bank - Capital 4169	RECR002	Recruiting & Marketing Resources	25,000.00
12/22/17	QuickBooks	Republic Bank - Capital 4169	RECR002	Recruiting & Marketing Resources	30,000.00
12/29/17	QuickBooks	Republic Bank - Capital 4169	RECR002	Recruiting & Marketing Resources	20,000.00
02/02/18	QuickBooks	Republic Bank - Capital 4169	RECR002	Recruiting & Marketing Resources	20,000.00
04/10/18	QuickBooks	TD Bank - Operating 9790	RECR002	Recruiting & Marketing Resources	15,000.00
04/18/18	QuickBooks	TD Bank - Operating 9790	RECR002	Recruiting & Marketing Resources	4,140.00
05/02/18	QuickBooks	Republic Bank - Capital 4169	RECR002	Recruiting & Marketing Resources	30,000.00
05/30/18	QuickBooks	TD Bank - Operating 9790	RECR002	Recruiting & Marketing Resources	80,000.00
07/16/18	QuickBooks	TD Bank - Operating 9790	RECR002	Recruiting & Marketing Resources	77,641.81
08/15/18	QuickBooks	TD Bank - Operating 9790	RECR002	Recruiting & Marketing Resources	150,000.00
10/26/18	QuickBooks	TD Bank - Operating 9790	RECR002	Recruiting & Marketing Resources	157,471.07
12/03/18	QuickBooks	TD Bank - Operating 9790	Recruiting & Marketing Resources	Recruiting & Marketing Resources	101,670.52
02/27/19	QuickBooks	TD Bank - Operating 9790	Recruiting & Marketing Resources	Recruiting & Marketing Resources	140,000.00
03/22/19	QuickBooks	TD Bank - Operating 9790	Recruiting & Marketing Resources	Recruiting & Marketing Resources	150,000.00
03/29/19	QuickBooks	TD Bank - Operating 9790	Recruiting & Marketing Resources	Recruiting & Marketing Resources	150,000.00
05/15/19	QuickBooks	TD Bank - Operating 9790	Recruiting & Marketing Resources	Recruiting & Marketing Resources	250,000.00
05/17/19	QuickBooks	TD Bank - Operating 9790	Recruiting & Marketing Resources	Recruiting & Marketing Resources	2,938.32
06/12/19	QuickBooks	TD Bank - Operating 9790	Recruiting & Marketing Resources	Recruiting & Marketing Resources	221,120.61
06/19/19	QuickBooks	Bancorp - Operating 6442	Recruiting & Marketing Resources	Recruiting & Marketing Resources	300,000.00

Securities and Exchange Commission, Plaintiff,
v.
Complete Business Solutions Group, Inc. d/b/a Par Funding et. al., Defendants.
CASE NO. 1:20-cv-81205-RAR
UNITED STATES DISTRICT COURT
SOUTHERN DISTRICT OF FLORIDA

Recruiting & Marketing Resources, Inc. Transactions
For the Period from July 1, 2015 through July 27, 2020

Source: CBSG QuickBooks and Bank Records

Date	Source	QB / Bank Account	QB Payee	Bank Records Payee	Outgoing Funds
09/06/19	QuickBooks	TD Bank - Payroll 9782	Recruiting & Marketing Resources	Recruiting & Marketing Resources	230,051.21
09/25/19	QuickBooks	TD Bank - Payroll 9782	Recruiting & Marketing Resources	Recruiting & Marketing Resources	200,000.00
10/03/19	QuickBooks	TD Bank - Payroll 9782	Recruiting & Marketing Resources	Recruiting & Marketing Resources	150,000.00
10/24/19	QuickBooks	Bancorp - Capital 6468	Recruiting & Marketing Resources	Recruiting & Marketing Resources	150,000.00
11/06/19	QuickBooks	TD Bank - Payroll 9782	Recruiting & Marketing Resources	Recruiting & Marketing Resources	84,775.75
11/20/19	QuickBooks	TD Bank - Payroll 9782	Recruiting & Marketing Resources	Recruiting & Marketing Resources	320,000.00
12/11/19	QuickBooks	TD Bank - Payroll 9782	Recruiting & Marketing Resources	Recruiting & Marketing Resources	27,250.00
12/24/19	QuickBooks	TD Bank - Payroll 9782	Recruiting & Marketing Resources	Recruiting & Marketing Resources	191,284.82
02/14/20	QuickBooks	Chase - Operating 9100	Recruiting & Marketing Resources	Recruiting & Marketing Resources	130,665.00
03/06/20	QuickBooks	Priority Payment System Prefund	Recruiting & Marketing Resources		172,299.40
03/13/20	QuickBooks	Chase - Operating 9100	Recruiting & Marketing Resources	Recruiting & Marketing Resources	124,234.20
06/12/20	QuickBooks	Priority Payment System Prefund	Recruiting & Marketing Resources		100,000.00
06/30/20	QuickBooks	Priority Payment System Prefund	Recruiting & Marketing Resources		100,000.00
07/20/20	QuickBooks	Priority Payment System Prefund	Recruiting & Marketing Resources		100,000.00
Total					\$7,933,227.59

See Accompanying Report Dated August 13, 2020.

Exhibit Q

Securities and Exchange Commission, Plaintiff,
v.
Complete Business Solutions Group, Inc. d/b/a Par Funding et. al. , Defendants.
CASE NO. 1:20-cv-81205-RAR
UNITED STATES DISTRICT COURT
SOUTHERN DISTRICT OF FLORIDA

Equity Distribution Transactions
For the Period from July 1, 2015 through July 27, 2020

Source: CBSG QuickBooks and Bank Records

Date	Source	QB / Bank Account	QB Payee	Bank Records Payee	Outgoing Funds
07/17/18	Quickbooks	Republic Bank - Operating 4126	LME 2017 FAM TR	Lme 2017 Family Trust	\$ 5,000,000.00
07/30/18	Quickbooks	Republic Bank - Operating 4126	LME 2017 FAM TR	Lme 2017 Family Trust	5,500,000.00
08/08/18	Quickbooks	Republic Bank - Capital 4169	LME 2017 FAM TR	Lme 2017 Family Trust	1,380,000.00
08/09/18	Quickbooks	Republic Bank - Capital 4169	LME 2017 FAM TR	Lme 2017 Family Trust	1,620,000.00
09/20/18	Quickbooks	Republic Bank - Capital 4169	LME 2017 FAM TR	Lme 2017 Family Trust	800,000.00
02/11/19	Quickbooks	Bancorp - Capital 6468	LME 2017 FAM TR	First Platinum Abstract LLC	1,067,898.58
03/14/19	Quickbooks	Bancorp Bank:Bancorp - Capital 6468	LMEO Holding	First Platinum Abstract LLC	2,194,213.15
03/29/19	Quickbooks	Bancorp - Capital 6468	LME 2017 FAM TR	First Platinum Abstract LLC	180,290.67
05/01/19	Quickbooks	Bancorp - Capital 6468	LME 2017 FAM TR	Acacia Investment II LLC	1,500,012.00
05/01/19	Quickbooks	Bancorp - Capital 6468	LME 2017 FAM TR	Heritage Business Consulting,	581,635.88
06/26/19	Quickbooks	TD Bank - Capital 9807	LME 2017 FAM TR	Eagle Six Consultants, Inc.	906,375.00
06/28/19	Quickbooks	TD Bank - Capital 9807	LME 2017 FAM TR	Eagle Six Consultants, Inc.	1,000,000.00
07/30/19	Quickbooks	Bancorp - Capital 6468	LME 2017 FAM TR	First Platinum Abstract LLC	3,350,000.00
07/31/19	Quickbooks	Bancorp - Capital 6468	LME 2017 FAM TR	First Platinum Abstract LLC	3,230,239.00
08/28/19	Quickbooks	TD Bank - Capital 9807	LME 2017 FAM TR	Eagle Six Consultants, Inc.	1,186,442.40
10/09/19	Quickbooks	Bancorp - Capital 6468	LME 2017 FAM TR	Lisa Mcelhone	2,725,351.00
11/07/19	Quickbooks	Bancorp - Capital 6468	LME 2017 FAM TR	Chessler Holdings LLC	2,500,000.00
12/09/19	Quickbooks	TD Bank - Capital 9807	LME 2017 FAM TR	Eagle Six Consultants, Inc.	1,635,000.00
12/12/19	Quickbooks	TD Bank - Capital 9807	LME 2017 FAM TR	Eagle Six Consultants, Inc.	1,564,332.65
12/16/19	Quickbooks	TD Bank - Capital 9807	LME 2017 FAM TR	Eagle Six Consultants, Inc.	750,000.00
12/26/19	Quickbooks	TD Bank - Capital 9807	LME 2017 FAM TR	Eagle Six Consultants, Inc.	650,000.00
02/10/20	Quickbooks	BOSJ - Operating 2091	Oshine And Associates	Oshins & Associates LLC	25,000.00
02/27/20	Quickbooks	BOSJ - Operating 2091	Eagle Six Consultants	Eagle Six Consultants, Inc.	950,000.00
03/02/20	Quickbooks	BOSJ - Operating 2091	Eagle Six Consultants	Eagle Six Consultants, Inc.	500,000.00
03/04/20	Quickbooks	BOSJ - Operating 2091	Eagle Six Consultants	Eagle Six Consultants, Inc.	850,000.00
03/09/20	Quickbooks	BOSJ - Operating 2091	Eagle Six Consultants	Eagle Six Consultants, Inc.	500,000.00
03/09/20	Quickbooks	BOSJ - Operating 2091	Eagle Six Consultants	Eagle Six Consultants, Inc.	500,000.00
03/12/20	Quickbooks	BOSJ - Operating 2091	Eagle Six Consultants	Eagle Six Consultants, Inc.	1,600,000.00
03/16/20	Quickbooks	BOSJ - Operating 2091	Eagle Six Consultants	Eagle Six Consultants, Inc.	475,000.00
03/20/20	Quickbooks	BOSJ - Operating 2091	Eagle Six Consultants	Eagle Six Consultants, Inc.	750,000.00
04/27/20	Quickbooks	BOSJ - Operating 2091	Eagle Six Consultants	Eagle Six Consultants, Inc.	4,500,000.00
Total					\$ 49,971,790.33

See Accompanying Report Dated August 13, 2020.

Exhibit R

DECLARATION OF MELISSA DAVIS

Pursuant to 28 U.S.C. Section 1746, the undersigned states as follows:

1. My name is Melissa Davis. I am over twenty-one years of age and have personal knowledge of the matters set forth herein.

2. I am Partner at KapilaMukamal, LLP (“KM”), a forensic and insolvency advisory CPA firm. I am a Certified Public Accountant, Certified Insolvency Restructuring Advisor and a Certified Fraud Examiner and a practitioner addressing forensic accounting issues for more than 15 years. KM was retained by the Securities and Exchange Commission to analyze the baking activity of Complete Business Solutions Group, Inc. d/b/a Par Funding (“Par Funding”).¹

3. On July 23, 2020 and August 4, 2020, I issued Declarations regarding the activity and bank account balances based on my analysis of the Par Funding bank records (*Exhibit A*).

4. As discussed in ¶ 3(a) of the July 23, 2020 Declaration, I reviewed and analyzed the activity in 14 different Par Funding Accounts² for the period from July 2015 to June 2020. Lisa McElhone is an authorized signatory on each Par Funding Account.

5. I prepared a reconstruction of the bank account activity to determine the sources and uses of cash during this period. Based on my analysis and the bank reconstruction I prepared, I determined that approximately \$1.6 billion was deposited into the Par Funding Accounts.³ Of this amount, \$492 million was received from Investors and Agent Funds, approximately \$25 million was received from related parties and approximately \$30 million was received from other sources to be further investigated.⁴ Approximately 1 billion flowed in and out of Par Funding accounts for what appears to be merchant cash advance activity.

6. The Commission requested I provide specific examples demonstrating that payments made to the LME 2017 Family Trust, Lisa McElhone and other related parties from the Par Funding Accounts were derived from commingled funds that include Investor Funds. The following analysis is based on my review of the Par Funding Accounts and the bank reconstruction I prepared.

\$14.3 Transfers to LME Family Trust

7. As discussed in ¶16 of the July 23, 2020 Declaration, Par Funding transferred approximately \$14.3 million to the LME Family Trust (“Trust”) from Par

¹ I was assisted Rachel Weiss CPA, CFE and other professionals at KM working under my direct supervision. Any references to “I”, “me”, or “KM” would include the analysis performed collectively by myself and my professionals.

² As defined in the July 23, 2020 Declaration.

³ This amount is net of interbank transfers which totaled approximately \$1.7 billion.

⁴ See ¶ 8-10 of the July 23, 2020 Declaration for discussion regarding the Investor and Agent Funds.

Funding Accounts containing commingled Investor Funds. **Table 1** is a list of the transfers to the Trust:

Table 1
Transfers to LME Family Trust from Par Funding Accounts

Bank Account	Date	Amount
RB-4126	July 19, 2018	\$ 5,000,000
RB-4126	August 1, 2018	5,500,000
RB-4169	August 8, 2018	1,380,000
RB-4169	August 9, 2018	1,620,000
RB-4169	September 20, 2018	800,000
Total		\$ 14,300,000

8. **Exhibit B** is an illustration of the sources of the \$5 million transfer to the LME Family Trust on July 19, 2018 and the \$5.5 million transfer made on August 1, 2018. The transfers were made from the Par funding Republic Bank Commercial Checking Account No. 4126 (“RB 4126”). A copy of the RB 4126 July 2018 and August 2018 bank statement are at **Exhibit C** and the transfers are notated on the statements.

9. Par Funding used RB 4126 to receive funds from Investors, Agent Funds, and merchant cash advance activity.

10. Par Funding also maintained a Republic Bank Commercial Checking Account no. 4169 (“RB 4169”) and on a regular basis Par Funding transferred funds from RB 4126 to RB 4169. These funds were used to make payments to Investors, merchant cash advance activity, related parties and others. A copy of the RB 4169 July 2018 and August 2018 bank statement are at **Exhibit D**.

11. On July 1, 2018, the beginning balance in the RB 4126 account was \$5,000. During the month of July 2018, Par Funding received \$240,000 of Investor Funds, \$1.3 million of Agent Funds, \$6.7 million from ACH payment processors related the merchant cash advances and \$6.3 million from other sources.

12. On July 1, 2018, the beginning balance in the RB 4169 account was \$12.9 million dollars that was comprised of commingled funds. Par Funding transferred \$13.8 million of the funds it received from the aforementioned sources in RB 4126 to RB 4169.

13. On July 18, 2018, the opening balance in RB 4126 was \$305,000 of commingled funds (**Exhibit C**). Par Funding received \$240,000 of funds from Investors, \$299,656 from merchant cash activity and Par Funding transferred \$4.4 million back to RB 4126 from RB 4169 leaving a total balance in the account of \$5,245,000. On July 19, 2018 Par Funding received \$307,981 from merchant cash advance activity leaving a balance of \$5,552,981 in the account. On July 19, 2018 Par Funding transferred \$5 million to the Trust and transferred \$547,981 back to RB 4169 leaving the account with a

balance of \$5,000. A snapshot of this activity from the banks statement (**Exhibit D**) is in **Illustration 1**:

Illustration 1
Snapshot of Activity in RB 4126
July 17 to July 19, 2018

COMMERCIAL CHECKING		1504126 (Continued)	
Date	Description	Credits	Debits
7/17	ActumPayot Actum Payout CCD 79558808	333,041.90	638,041.90
7/17	Transf to Par Capital Confirmation number 717180289	333,041.90-	305,000.00
7/18	WIRE-IN 20181990020900 NASHI I COMPLETE BUSINESS SOLUTIONS GR	240,000.00	545,000.00
7/18	ActumPayot Actum Payout CCD 79569382	299,565.71	844,565.71
7/18	Trsf from Par Capital Confirmation number 718180296	4,400,434.29	5,245,000.00
7/19	ActumPayot Actum Payout CCD 79581791	307,981.32	5,552,981.32
7/19	Transf to Par Capital Confirmation number 719180306	547,981.32-	5,005,000.00
7/19	Check 1016	5,000,000.00-	5,000.00

14. The \$5 million payment to the Trust on July 18, 2018 was comprised of commingled funds sourced from Investors, Agent Funds, merchant cash advance activity and other sources. Notably, only one day prior to making the \$5 million payment to the Trust on July 19, 2018, Par Funding received \$240,000 from Investor Nashi, Inc. The promissory note for this investment is attached as **Exhibit E**. Investor Nashi’s funds were part of the commingled funds used to make the payment to the Trust.

15. On July 31, 2018 Par Funding transferred \$5.5 million from RB 4169 to RB 4126. A snapshot of the ending balance in RB 4126 as of July 31, 2018 is in **Illustration 2**:

Illustration 2
Snapshot of Activity in RB 4126
July 30 to July 31, 2018

7/30	Transf to Par Capital Confirmation number 730181363	323,984.20-	5,000.00
7/31	ActumPayot Actum Payout CCD 79719620	222,209.55	227,209.55
7/31	Trsf from Par Capital Confirmation number 731180349	5,500,000.00	5,727,209.55
7/31	Transf to Par Capital Confirmation number 731180345	222,209.55-	5,505,000.00

16. On August 1, 2018 Par Funding received \$237,405 from merchant related activity and \$250,000 of funds from another source into the RB 4126 account. Also, on

August 1, 2018 Par Funding paid the Trust \$5.5 million. A snapshot of this activity in **Illustration 3**:

**Illustration 3
Snapshot of Activity in RB 4126
July 30 to July 31, 2018**

Activity in Date Order		Credits	Debits
8/01 ActumPayot Actum Payout		237,404.99	5,742,404.99
	CCD 79733445		
8/01 WIRE-IN 20182130032600 DANIEL		250,000.00	5,992,404.99
	COMPLETE BUSINESS SOLUTIONS GR		
	OUP		
8/01 Transf to Par Capital		237,404.99-	5,755,000.00
	Confirmation number 801180308		
8/01 Check 1017		5,500,000.00-	255,000.00

17. As illustrated in **Exhibit B** and further documented with the bank account statements in **Exhibit C** and **Exhibit D** and discussion in ¶ 7 to ¶ 16, Par Funding paid the Trust \$10.5 million which was comprised of a payment of \$5 million made on July 18, 2018 and a second payment made on August 1, 2018 in the amount of \$5.5 million. The payments were made from RB 4126 which received Investor Funds, Agent Funds, merchant cash advance activity and other sources. These funds were all commingled in RB 4126 and were the source of the funds for the \$10.5 million in payments to the Trust.

18. The additional payments made to the Trust in the amount of \$1,380,000 on August 8, 2018, \$1,620,000 on August 9, 2018 and \$800,000 on September 20, 2018 were made from RB 4169 and were derived from commingled funds including Investor Funds, Agents Funds, merchant cash advance activity and other sources.

\$4.3 million Selected Payment to Lisa McElhone

19. As discussed in ¶13 of the July 23, 2020 Declaration, Par Funding paid Lisa McElhone \$11.3 million. In September 2019 Par Funding made the following payments to Lisa McElhone from its Bancorp Bank account No. 6468 (“BCB 6468”):

**Table 2
Selected payments to Lisa McElhone**

Bank Account	Date	Amount
BCB-6468	September 16, 2019	\$ 1,550,000
BCB-6468	September 19, 2019	2,220,675
BCB-6468	September 20, 2019	500,000
	Total	\$ 4,270,675

20. An illustration of the source of funds used to make three payments totaling \$4.3 million is attached as **Exhibit F**. A copy of the BCB 6468 September 2019 bank statement is attached as **Exhibit G**.

21. The beginning balance in BCB 6468 was commingled funds of \$32.1 million on September 1, 2019. During the month of September, BCB 6468 was funded only with transfers from Par Funding BCB Account No. 6442 ("BCB 6442"). Par Funding transferred \$36 million from BCB 6442 to BCB 6468 during September 2019.

22. As demonstrated in **Exhibit F** the source of the funds to BCB 6442 during this period was \$601,000 from Investors, \$21.5 million from Agent Funds, \$9.9 million from merchant cash advance activity and \$4.3 million from other sources.

23. From BCB 6468, Par Funding paid Lisa McElhone \$4.3 million and also paid related parties including \$500,000 to Eagle Six Consultants, \$66,170 to Fast Advance Funding, LLC, \$400,000 to Full Spectrum Processing and \$39,521 to Heritage Business Consulting.


24. The funds used to make the payments to Lisa McElhone and the related parties were derived from commingled funds which included Investor Funds, Agent Funds, merchant cash advance activity and other sources.

25. The examples described in ¶¶7-¶24 demonstrate that payments made to the LME 2017 Family Trust, Lisa McElhone and other related parties were derived from commingled funds that include Investor Funds, Agent Funds, merchant cash advance activity and other sources. These examples demonstrate the flow of funds and commingling that occurred in the Par Funding Accounts throughout the period of my analysis.

26. I reserve the opportunity to revise this Declaration based on additional information that may become available.

I declare under penalty of perjury that the foregoing is true, correct, and made in good faith.

Executed on this 26th day of August 2020.



Melissa Davis

EXHIBIT A

DECLARATION OF MELISSA DAVIS

Pursuant to 28 U.S.C. Section 1746, the undersigned states as follows:

1. My name is Melissa Davis. I am over twenty-one years of age and have personal knowledge of the matters set forth herein.

2. I am Partner at KapilaMukamal, LLP (“KM”), a forensic and insolvency advisory CPA firm. I am a Certified Public Accountant, Certified Insolvency Restructuring Advisor and a Certified Fraud Examiner and a practitioner addressing forensic accounting issues for more than 15 years.

3. KM was retained by the Securities and Exchange Commission (“the Commission”), which asked me to review the following financial materials for purposes of issuing this Declaration:

- a. Bank records, signature cards and accounting opening documents for Complete Business Solutions Group d/b/a Par Funding “Par Funding” (“Par Funding or CBSG”) bank accounts (“Par Funding Accounts”) listed in **Table 1**:

<u>Table 1 - Par Funding Accounts</u>		
Bank Name	Account Number	Date Range Analyzed
The Bancorp Bank	6442	August 14, 2014 - November 30, 2019
The Bancorp Bank	6468	August 14, 2014 - November 30, 2019
TD Bank	9782	January 1, 2016 - February 29, 2020
TD Bank	9790	January 1, 2016 - February 29, 2020
TD Bank	9807	January 1, 2016 - February 29, 2020
Republic Bank	4126	February 18, 2016 - February 28, 2019
Republic Bank	4169	February 18, 2016 - February 28, 2019
TD Bank	9496	June 21, 2019 - February 29, 2020
TD Bank	6895	October 4, 2019 - February 12, 2020
Glacier Bank	2091	December 4, 2019 - March 1, 2020
Glacier Bank	3352	February 13, 2020 - May 29, 2020
JP Morgan Chase	9100	February 29, 2020 - June 30, 2020
JP Morgan Chase	9118	February 29, 2020 - June 30, 2020
JP Morgan Chase	9126	February 29, 2020 - June 30, 2020

- b. Bank Records for Fidelis Financial Planning, LLC (“Fidelis”) for the period July 2015 to June 2020 (“Fidelis Accounts”) listed in **Table 2**:

<u>Table 2 - Fidelis Accounts</u>		
Bank Name	Account Number	Date Range Analyzed
Wells Fargo	2432	April 23, 2019 - November 29, 2019
Synovus	9934	May 1, 2020 - June 30, 2020

- c. Par Funding investor Promissory Notes and Security Agreements, and
- d. CamaPlan Self Directed IRA ("CamaPlan") transaction schedules.

4. The information contained in paragraphs 5 to 20 are based on my review and analysis of the documents identified in paragraph 3.

5. The signature cards and account opening documents for the Par Funding bank accounts identified in **Table 1** above reflect that Lisa McElhone is an authorized signatory on each Par Funding bank account.

6. From July 2015 until June 2020, the Par Funding Accounts show a total of \$119,836,389 in incoming funds from individuals or IRA self-directed accounts who have executed security agreements or promissory note with CBSG.

7. From July 2015 until June 2020, the Par Funding Accounts show a total of \$4,678,425 in incoming funds from individuals or IRA self-directed accounts or entities who have similar names as the investors referred to in ¶6 or, the activity appears to be investor activity.

8. Collectively these incoming funds, totaling \$124,514,814, are referred to in this Declaration as "Investor Funds". The Investor Funds were commingled in the Par Funding Accounts with funds from other sources including the Par Funding business operations. I determined the following as it relates to the Investor Funds:

- a. \$92,460,225 of these Investor Funds were received by Par Funding between July 2015 and December 2017.
- b. \$32,054,589 of these Investor Funds were received by Par Funding between January 2018 and June 2020.
- c. \$15,374,950 of these Investor Funds were received by Par Funding from CamaPlan accounts between July 2015 and June 2020.

9. The Commission identified certain entities that are referred to as Agent Funds. I determined that there were incoming funds in the form of wire transfers and deposits to the Par Funding Accounts from the Agent Funds totaling \$367,884,080 during the period July 2015 to June 2020 and there were incoming funds in the form of wire transfers and deposits to the Par Funding Accounts from the Agent Funds totaling \$357,104,247 during the period from January 2018 to June 2020.

10. The total incoming Investor Funds and Agent Funds Par Funding received during the period July 2015 to June 2020 totals \$492,398,894.

11. The Par Funding bank accounts reflect the following information with respect to the entities wiring or otherwise sending funds to Par Funding beginning in January 2018:

Table 3

Time Period	Entity Name	Total Amount Entity Transferred to Par Funding Accounts
February 2018 – July 2019	ABFP Income Fund ¹	\$25,487,690
August 2018 – November 2019	ABFP Income Fund 2	\$13,252,600
May 2018 – December 2019	Fidelis Financial Planning	\$11,603,000
April 2019 – January 2020	Retirement Evolution Group	\$6,500,000
June 2018 – July 2019	Retirement Evolution Income Fund	\$1,825,000

12. Between July 2015 and October 2019, Par Funding transferred approximately \$11.3 million to McElhone directly from Par Funding Accounts containing commingled Investor Funds.

13. Between July 2019 and October 2019, Par Funding transferred approximately \$1.8 million to ALB Management from Par Funding Accounts containing commingled Investor Funds.

14. Between July 2016 and April 2019, Par Funding transferred approximately \$4.9 million to Beta Abigail from Par Funding Accounts containing commingled Investor Funds.

15. Between February 2017 and November 2019, Par Funding transferred approximately \$9.5 million to New Field Ventures, LLC from Par Funding Accounts containing commingled Investor Funds.

¹ This amount includes all incoming funds with the payor description “ABFP Income Fund, LLC” in the transaction support. There are additional incoming funds where the transaction support payor name is “ABFP Income Fund”. Since there are multiple entities that begin with the name “ABFP Income Fund” I did not include those amounts which total \$16,547,000 within **Table 3**.

16. Between July 2018 and September 2018, Par Funding transferred about \$14.3 million to the LME 2017 Family Trust from Par Funding Accounts containing commingled Investor Funds.

17. The Par Funding Accounts reflect the following information with respect to money Par Funding transferred to the entities set forth below:

Table 4

Time Period	Entity Name	Total Amount Transferred From Par Funding Accounts
August 2016 – January 2018	Abetterfinancialplan.com	\$1,914,045
February 2019 – October 2019	ABFP Income Fund	\$12,735,528
February 2019 – November 2019	ABFP Income Fund 2	\$6,537,788
June 2018 – May 2020	Fidelis Financial Planning	\$4,675,066
July 2018 – December 2019	Retirement Evolution Income Fund	\$2,099,583

18. The Par Funding Accounts reflect that from July 2015 to June 2020 Par Funding paid \$5,909,322 to law firms.

19. As of May 29, 2020, the balance in the Par Funding Glacier Bank account was \$6,763,578.² As of June 30, 2020 the balance in the Par Funding JP Morgan Chase accounts total \$82,319 after transfers labeled “Par Fund Pref” totaling \$20,865,953 were made out of the JP Morgan accounts during the month of June 2020.


20. Based on my review of the Fidelis Bank Account records identified in **Table 2**, I determined that Fidelis received \$8,726,200 from parties who appear to be investors during the period April 2018 through June 2020.

21. I reserve the opportunity to revise this Declaration based on additional information that may become available.

² The June 2020 bank statement for Glacier Bank account was not available as of the date of this Declaration.

I declare under penalty of perjury that the foregoing is true, correct, and made in good faith.

Executed on this 23rd day of July 2020.



Melissa Davis

SUPPLEMENTAL DECLARATION OF MELISSA DAVIS

Pursuant to 28 U.S.C. Section 1746, the undersigned states as follows:

1. My name is Melissa Davis. I am over twenty-one years of age and have personal knowledge of the matters set forth herein.

2. I am Partner at KapilaMukamal, LLP ("KM"), a forensic and insolvency advisory CPA firm. I am a Certified Public Accountant, Certified Insolvency Restructuring Advisor and a Certified Fraud Examiner and a practitioner addressing forensic accounting issues for more than 15 years. KM was retained by the Securities and Exchange Commission to analyze the baking activity of Complete Business Solutions Group, Inc. d/b/a Par Funding ("Par Funding").

3. On July 23, 2020 I issued a Declaration summarizing certain transfers and activity based on my analysis of the Par Funding bank records ("July 23, 2020 Declaration"). A copy of the July 23, 2020 Declaration is attached as **Exhibit A**. The information in this Declaration is based on my review and analysis of the documents identified in the July 23, 2020 Declaration.¹

4. In addition to the activity I identified in the July 23, 2020 Declaration, I determined that from July 2015 to June 2020, Par Funding transferred \$42,334,600 to Heritage Business Consulting and transferred \$42,643,174 to Eagle Six Consulting, Inc. from Par Funding Accounts containing commingled Investor Funds.

5. During the period July 2015 to June 2020, Par Funding transferred \$1,097,725 to Broadway Advance, LLC from Par Funding Accounts containing commingled Investor Funds.

6. Beginning in December 2019 through February 21, 2020, Par Funding made a series of transfers to Priority Payment Systems totaling \$63,650,827 from the Par Funding Accounts containing commingled Investor Funds.

7. On February 21, 2020 Par Funding began to make transfers out of the Par Funding Accounts which were labeled as "Par Funding Pref." During the period from February 21, 2020 to June 30, 2020, these transfers totaled \$45,990,953, of which \$20,865,953 occurred during the month of June 2020 from the JP Morgan Chase accounts. Based on my discussions with the SEC, although labeled as Par Funding Pref, these transfers were also payments to Priority Payment Systems from the Par Funding Accounts.

¹ In addition to the documents identified in Exhibit A, I also reviewed the June 2020 bank statements for Par Funding Glacier bank accounts to determine the inflows, outflows and ending balance. I also reviewed correspondence from JP Morgan and Glacier bank regarding the Par Funding bank account balances in July 2020.

8. **Table 1** summarizes the beginning balances, inflows, outflows and ending balances in the Par Funding Accounts for 2020:

Table 1 - 2020 Monthly Bank Activity and Ending Balances			
<i>Source: Bank Records for TD Bank (#9496, #9782, #9790, #9807 & #6895), Glacier Bank (#3352 & #2091) and JP Morgan Chase (#9100, #9118 and #9126)</i>			
Month	Total Inflows	Total Outflows	Month End Balance
December-19			\$ 30,746,359
January-20	120,175,997	(133,235,254)	17,687,102
February-20	42,775,593	(51,321,735)	9,140,959
March-20	55,759,149	(50,317,857)	14,582,251
April-20	46,430,143	(40,748,952)	20,263,442
May-20	50,269,808	(46,636,269)	23,896,981
June-20	\$ 45,914,532	\$ (60,956,068)	8,855,445

9. **Table 2** summarizes the ending bank account balances in the Par Funding Accounts by bank for each month in 2020. The ending balances in July 2020 were less than the ending balances as compared to prior months in 2020.

Table 2 - Monthly Ending Balance by Bank				
<i>Source: Bank Records for TD Bank (#9496, #9782, #9790, #9807 & #6895), Glacier Bank (#3352 & #2091) and JP Morgan Chase (#9100, #9118 and #9126)</i>				
Month	TD Bank Ending Balance	Glacier Bank Ending Balance	JP Morgan Chase Ending Balance	Total Ending Balance
January-20	\$ 7,659,231	\$ 10,027,871	\$ -	\$ 17,687,102
February-20	-	3,642,870	5,498,088	9,140,959
March-20	-	6,890,580	7,691,671	14,582,251
April-20	-	6,653,378	13,610,064	20,263,442
May-20	-	6,763,578	17,133,403	23,896,981
June-20	-	8,772,926	82,519	8,855,445
July-20	\$ -	\$ 2,484,020	\$ -	\$ 2,484,020

10. On July 7, 2020 Par Funding closed the JP Morgan Chase account numbers ending in 9118 and 9126. On July 20, 2020 Par Funding closed the JP Morgan Chase bank account ending in 9100.²

² Based on correspondence dated July 31, 2020 from JP Morgan Chase. The balances in the JP Morgan accounts at the time they were closed was \$323,115 and this amount is not included within the totals in Table 2. Only the Glacier accounts remained opened as of July 31, 2020.

11. I reserve the opportunity to revise this Supplemental Declaration based on additional information that may become available.

I declare under penalty of perjury that the foregoing is true, correct, and made in good faith.

Executed on this 4th day of August 2020.

A handwritten signature in blue ink, appearing to read "Melissa Davis", written over a horizontal line.

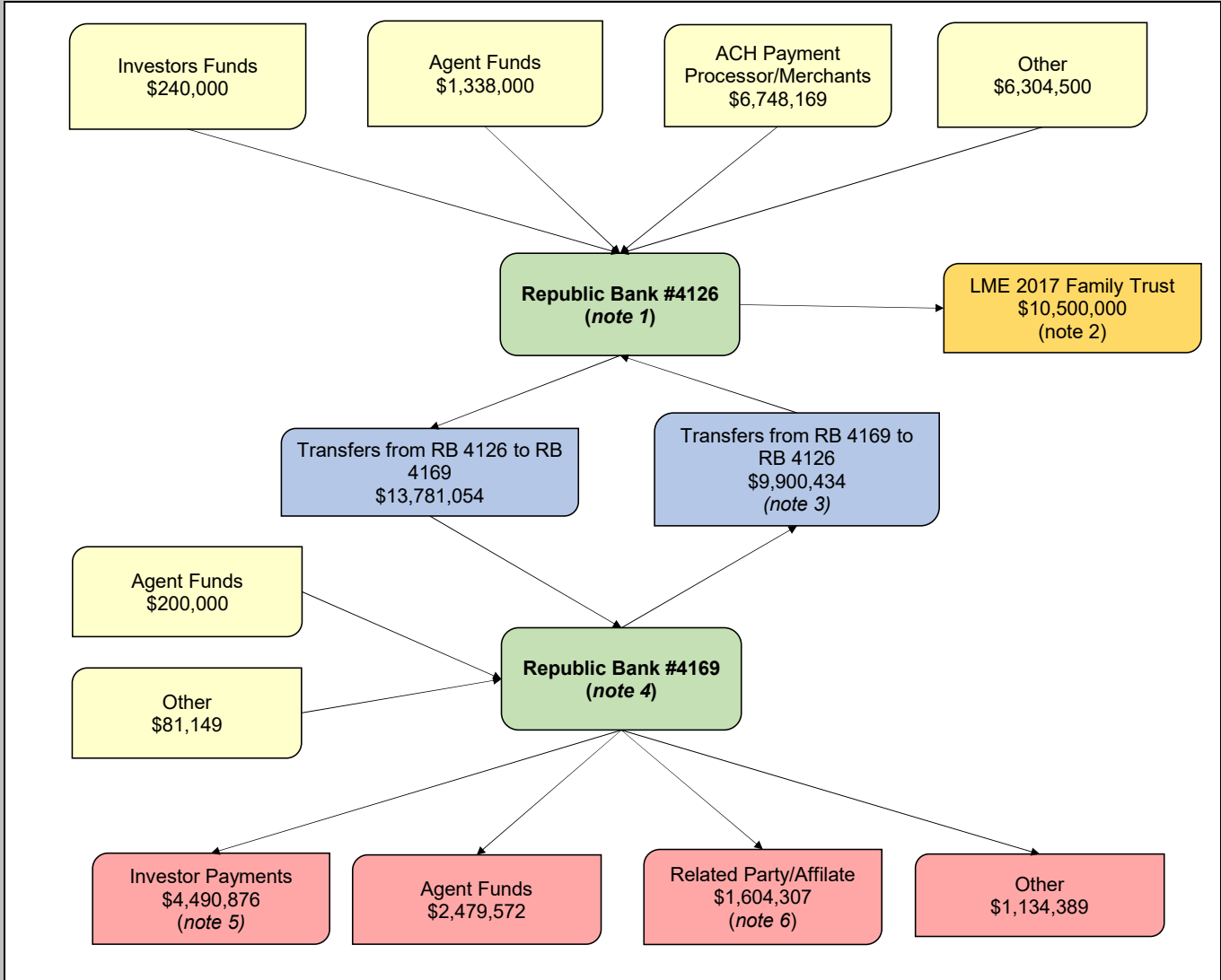
Melissa Davis

Complete Business Solutions Group

Republic Bank Flow of Funds
For the Period July 1, 2018 - August 1, 2018

Source: Bank Records

Legend: Inflows Outflows Intracompany Transfers



Notes:

- 1) The balance in RB 4126 as of July 1, 2018 was \$5,000 and the balance as of August 1, 2018 was \$255,000.
- 2) On July 19, 2018 \$5,000,000 was transferred to LME 2017 Family Trust and on August 1, 2018, \$5,500,000 was transferred to LME 2017 Family Trust.
- 3) The \$9,990,434 intracompany transfers from RB 4169 to RB 4126 is made up of 2 transfers. \$4,400,434 was transferred on July 18, 2018 and \$5,500,000 was transferred on July 31, 2018.
- 4) The balance in RB 4169 as of July 1, 2018 was 12,904,262 and the balance as of August 1, 2018 was \$7,356,886.
- 5) Investor Payments includes \$4,488,376 to Investors and \$2,500 to Potential Investors.
- 6) Outgoing funds to Related Parted and Affiliated includes \$232,515 to Beta Abigail, \$413,500 to Eagle Six Consultants, \$584,521 to Heritage Business Consulting and \$373,772 to New Field Ventures, LLC.

Date 7/31/18 Page 1
 Account Number █ 4126
 Enclosures 1

COMPLETE BUSINESS SOLUTIONS GROUP INC
 DBA PAR FUNDING
 OPERATING
 20-22 N 3RD STREET
 PHILADELPHIA PA 19106

CHECKING ACCOUNT

COMMERCIAL CHECKING		Number of Enclosures	1
Account Number	█ 4126	Statement Dates	7/02/18 thru 7/31/18
Previous Balance	5,000.00	Days in the statement period	30
38 Deposits/Credits	24,043,698.67	Average Ledger	584,866.66
24 Checks/Debits	18,543,698.67	Average Collected	584,866.66
Service Charge	.00		
Interest Paid	.00		
Current Balance	5,505,000.00		

Activity in Date Order		Credits	Debits
7/02 ActumPayot Actum Payout	303,285.00		308,285.00
CCD 79309482			
7/02 Transf to Par Capital		303,285.00-	5,000.00
Confirmation number 702181482			
7/03 ActumPayot Actum Payout	288,240.87		293,240.87
CCD 79326111			
7/03 Transf to Par Capital		288,215.87-	5,025.00
Confirmation number 703180332			
7/03 Actum Fees Actum Processing		25.00-	5,000.00
CCD 79335549			
7/05 ActumPayot Actum Payout	299,184.27		304,184.27
CCD 79347453			
7/05 Transf to Par Capital		299,184.27-	5,000.00
Confirmation number 705180803			
7/06 ActumPayot Actum Payout	297,238.95		302,238.95
CCD 79362968			
7/06 PAYMENTS 906 CAPRICORN IN	1,686,500.00		1,988,738.95
CCD			
7/06 Transf to Par Capital		1,983,738.95-	5,000.00
Confirmation number 706180358			
7/09 ActumPayot Actum Payout	307,423.39		312,423.39
CCD 79397023			

Date 7/31/18
 Account Number [REDACTED] 4126
 Enclosures 1

COMPLETE BUSINESS SOLUTIONS GROUP INC
 DBA PAR FUNDING
 OPERATING
 20-22 N 3RD STREET
 PHILADELPHIA PA 19106

COMMERCIAL CHECKING [REDACTED] 4126 (Continued)

Activity in Date Order	Description	Credits	Debits
7/09	Transf to Par Capital Confirmation number 709181312	307,423.39-	5,000.00
7/10	ActumPayot Actum Payout CCD 79431213	311,204.45	316,204.45
7/10	WI RE-IN 20181910012000 LWM INC COMPLETE BUSINESS SOLUTIONS GR	476,000.00	792,204.45
7/10	WI RE-IN 20181910020000 WELLEN COMPLETE BUSINESS SOLUTIONS GR	651,000.00	1,443,204.45
7/10	WI RE-IN 20181910017600 ABFP IN COMPLETE BUSINESS SOLUTIONS GR	662,000.00	2,105,204.45
7/10	WI RE-IN 20181910017900 MARINER COMPLETE BUSINESS SOLUTIONS GR	873,000.00	2,978,204.45
7/10	Transf to Par Capital Confirmation number 710180268	311,204.45-	2,667,000.00
7/11	ActumPayot Actum Payout CCD 79458108	293,283.48	2,960,283.48
7/11	Transf to Par Capital Confirmation number 711180269	2,955,283.48-	5,000.00
7/12	ActumPayot Actum Payout CCD 79474948	367,004.08	372,004.08
7/12	Transf to Par Capital Confirmation number 712180304	367,004.08-	5,000.00
7/13	WI RE-IN 20181940021400 DS ENGI COMPLETE BUSINESS SOLUTIONS GR	200,000.00	205,000.00
7/13	WI RE-IN 20181940035100 MCA NAT COMPLETE BUSINESS SOLUTIONS GR	275,000.00	480,000.00
7/13	ActumPayot Actum Payout CCD 79487373	398,006.12	878,006.12
7/13	Transf to Par Capital Confirmation number 713180446	398,006.12-	480,000.00
7/16	ActumPayot Actum Payout CCD 79507669	302,885.13	782,885.13
7/16	Transf to Par Capital Confirmation number 716181416	10,000.00-	772,885.13
7/16	Transf to Par Capital Confirmation number 716181415	767,885.13-	5,000.00
7/17	WI RE-IN 20181980011200 MEDE II COMPLETE BUSINESS SOLUTIONS GR	300,000.00	305,000.00

Date 7/31/18 Page 3
 Account Number █ 4126
 Enclosures 1

COMPLETE BUSINESS SOLUTIONS GROUP INC
 DBA PAR FUNDING
 OPERATING
 20-22 N 3RD STREET
 PHILADELPHIA PA 19106

COMMERCIAL CHECKING █ 4126 (Continued)

Activity in Date Order		Credits	Debits
7/17 ActumPayot Actum Payout	333,041.90		638,041.90
CCD 79558808			
7/17 Transf to Par Capital		333,041.90-	305,000.00
Confirmation number 717180289			
7/18 WIRE-IN 20181990020900 NASHI I	240,000.00		545,000.00
COMPLETE BUSINESS SOLUTIONS GR			
7/18 ActumPayot Actum Payout	299,565.71		844,565.71
CCD 79569382			
7/18 Trsf from Par Capital	4,400,434.29		5,245,000.00
Confirmation number 718180296			
7/19 ActumPayot Actum Payout	307,981.32		5,552,981.32
CCD 79581791			
7/19 Transf to Par Capital		547,981.32-	5,005,000.00
Confirmation number 719180306			
7/19 Check 1016		5,000,000.00-	5,000.00
7/20 ActumPayot Actum Payout	344,911.05		349,911.05
CCD 79592764			
7/20 Transf to Par Capital		344,911.05-	5,000.00
Confirmation number 720180371			
7/23 ActumPayot Actum Payout	293,975.13		298,975.13
CCD 79617282			
7/23 PAYMENTS 906 CAPRI CORN IN	549,000.00		847,975.13
CCD			
7/23 Transf to Par Capital		293,975.13-	554,000.00
Confirmation number 723181033			
7/24 ActumPayot Actum Payout	290,626.88		844,626.88
CCD 79648062			
7/24 Transf to Par Capital		839,626.88-	5,000.00
Confirmation number 724180258			
7/25 WIRE-IN 20182060012000 FIDELIS	200,000.00		205,000.00
COMPLETE BUSINESS SOLUTIONS GR			
OUP			
7/25 WIRE-IN 20182060030100 BLUE DI	200,000.00		405,000.00
COMPLETE BUSINESS SOLUTIONS GR			
OUP			
7/25 WIRE-IN 20182060027300 MID-ATL	250,000.00		655,000.00
COMPLETE BUSINESS SOLUTION GRO			
UP			

Date 7/31/18
 Account Number
 Encl osures Page 4
 4126
 1

COMPLETE BUSINESS SOLUTIONS GROUP INC
 DBA PAR FUNDING
 OPERATING
 20-22 N 3RD STREET
 PHILADELPHIA PA 19106

COMMERCIAL CHECKING 4126 (Continued)

Activity in Date Order	Description	Credits	Debits
7/25 ActumPayot	Actum Payout CCD 79659034	306,028.25	961,028.25
7/25 WIRE-IN	20182060016700 MERCHAN COMPLETE BUSINESS SOLUTIONS GR OUP	503,000.00	1,464,028.25
7/25 WIRE-IN	20182060030300 CAPE CO COMPLETE BUSINESS SOLUTIONS GR OUP	567,000.00	2,031,028.25
7/25 Transf to Par Capital	Confirmation number 725180245	306,028.25-	1,725,000.00
7/26 ActumPayot	Actum Payout CCD 79671765	306,127.73	2,031,127.73
7/26 Transf to Par Capital	Confirmation number 726180258	2,026,127.73-	5,000.00
7/27 ActumPayot	Actum Payout CCD 79683216	314,556.92	319,556.92
7/27 Transf to Par Capital	Confirmation number 727180406	314,531.92-	5,025.00
7/27 Actum Fees	Actum Processing CCD 79683199	25.00-	5,000.00
7/30 ActumPayot	Actum Payout CCD 79693318	323,984.20	328,984.20
7/30 Transf to Par Capital	Confirmation number 730181363	323,984.20-	5,000.00
7/31 ActumPayot	Actum Payout CCD 79719620	222,209.55	227,209.55
7/31 Trsf from Par Capital	Confirmation number 731180349	5,500,000.00	5,727,209.55
7/31 Transf to Par Capital	Confirmation number 731180345	222,209.55-	5,505,000.00

--- CHECKS IN NUMBER ORDER ---

Date Check No Amount
 7/19 1016 5,000,000.00
 * Denotes missing check numbers

Date 7/31/18
 Account Number
 Enclosures

Page 5
 4126
 1

COMPLETE BUSINESS SOLUTIONS GROUP INC
 DBA PAR FUNDING
 OPERATING
 20-22 N 3RD STREET
 PHILADELPHIA PA 19106

COMMERCIAL CHECKING 4126 (Continued)

Daily Balance Information					
Date	Balance	Date	Balance	Date	Balance
7/02	5,000.00	7/12	5,000.00	7/23	554,000.00
7/03	5,000.00	7/13	480,000.00	7/24	5,000.00
7/05	5,000.00	7/16	5,000.00	7/25	1,725,000.00
7/06	5,000.00	7/17	305,000.00	7/26	5,000.00
7/09	5,000.00	7/18	5,245,000.00	7/27	5,000.00
7/10	2,667,000.00	7/19	5,000.00	7/30	5,000.00
7/11	5,000.00	7/20	5,000.00	7/31	5,505,000.00

Date 8/31/18 Page 1
 Account Number [REDACTED] 4126
 Enclosures 2

COMPLETE BUSINESS SOLUTIONS GROUP INC
 DBA PAR FUNDING
 OPERATING
 20-22 N 3RD STREET
 PHILADELPHIA PA 19106

CHECKING ACCOUNT

COMMERCIAL CHECKING		Number of Enclosures	2
Account Number	[REDACTED] 4126	Statement Dates	8/01/18 thru 9/03/18
Previous Balance	5,505,000.00	Days in the statement period	34
45 Deposits/Credits	16,821,121.04	Average Ledger	496,116.17
25 Checks/Debits	21,821,121.04	Average Collected	472,586.76
Service Charge	.00		
Interest Paid	.00		
Current Balance	505,000.00		

Activity in Date Order		Credits	Debits
8/01 ActumPayot Actum Payout	237,404.99		5,742,404.99
CCD 79733445			
8/01 WIRE-IN 20182130032600 DANIEL	250,000.00		5,992,404.99
COMPLETE BUSINESS SOLUTIONS GR			
OUP			
8/01 Transf to Par Capital		237,404.99-	5,755,000.00
Confirmation number 801180308			
8/01 Check 1017		5,500,000.00-	255,000.00
8/02 WIRE-IN 20182140010500 MCA NAT	200,000.00		455,000.00
COMPLETE BUSINESS SOLUTIONS GRO			
UP			
8/02 ActumPayot Actum Payout	279,160.92		734,160.92
CCD 79746626			
8/02 Transf to Par Capital		529,160.92-	205,000.00
Confirmation number 802180415			
8/03 ActumPayot Actum Payout	268,079.83		473,079.83
CCD 79762308			
8/03 Transf to Par Capital		468,054.83-	5,025.00
Confirmation number 803180413			
8/03 Actum Fees Actum Processing		25.00-	5,000.00
CCD 79761820			

Date 8/31/18 Page 2
 Account Number █ 4126
 Enclosures 2

COMPLETE BUSINESS SOLUTIONS GROUP INC
 DBA PAR FUNDING
 OPERATING
 20-22 N 3RD STREET
 PHILADELPHIA PA 19106

COMMERCIAL CHECKING █ 4126 (Continued)

Activity in Date Order		Credits	Debits
8/06 ActumPayot Actum Payout	246,279.16		251,279.16
CCD 79797295			
8/06 Transf to Par Capital		246,279.16-	5,000.00
Confirmation number 806181398			
8/07 ActumPayot Actum Payout	215,400.37		220,400.37
CCD 79818712			
8/07 Transf to Par Capital		215,400.37-	5,000.00
Confirmation number 807180310			
8/08 ActumPayot Actum Payout	252,816.34		257,816.34
CCD 79835576			
8/08 Transf to Par Capital		252,816.34-	5,000.00
Confirmation number 808180272			
8/09 ActumPayot Actum Payout	256,095.84		261,095.84
CCD 79850663			
8/09 PAYMENTS 906 CAPRI CORN IN	1,056,000.00		1,317,095.84
CCD			
8/09 Transf to Par Capital		1,312,095.84-	5,000.00
Confirmation number 809180300			
8/10 ActumPayot Actum Payout	259,885.87		264,885.87
CCD 79880970			
8/10 WI RE-IN 20182220023900 CAPE CO	327,000.00		591,885.87
CBSG			
8/10 WI RE-IN 20182220032400 LWM INC	348,000.00		939,885.87
COMPLETE BUSINESS SOLUTIONS GR			
OUP			
8/10 WI RE-IN 20182220016000 FIDELIS	412,000.00		1,351,885.87
COMPLETE BUSINESS SOLUTIONS GR			
OUP			
8/10 WI RE-IN 20182220024300 MERCHAN	687,000.00		2,038,885.87
CBSG			
8/10 WI RE-IN 20182220014000 ABFP IN	900,000.00		2,938,885.87
COMPLETE BUSINESS SOLUTIONS GR			
OUP			
8/10 Transf to Par Capital		259,885.87-	2,679,000.00
Confirmation number 810180478			
8/13 WI RE-IN 20182250000100 SHERPA	201,000.00		2,880,000.00
COMPLETE BUSINESS SOLUTIONS GR			
OUP			

Date 8/31/18 Page 3
 Account Number [REDACTED] 4126
 Enclosures 2

COMPLETE BUSINESS SOLUTIONS GROUP INC
 DBA PAR FUNDING
 OPERATING
 20-22 N 3RD STREET
 PHILADELPHIA PA 19106

COMMERCIAL CHECKING [REDACTED] 4126 (Continued)

Activity in Date Order		Credits	Debits
8/13 ActumPayot Actum Payout		295,442.21	3,175,442.21
CCD 79914725			
8/13 Transf to Par Capital		3,170,442.21-	5,000.00
Confirmation number 813181368			
8/14 ActumPayot Actum Payout		224,868.97	229,868.97
CCD 79958335			
8/14 Transf to Par Capital		224,868.97-	5,000.00
Confirmation number 814180283			
8/15 ActumPayot Actum Payout		257,132.89	262,132.89
CCD 79972677			
8/15 Transf to Par Capital		257,132.89-	5,000.00
Confirmation number 815180448			
8/16 ActumPayot Actum Payout		270,151.27	275,151.27
CCD 79989254			
8/16 Transf to Par Capital		270,151.27-	5,000.00
Confirmation number 816180344			
8/17 WIRE-IN 20182290000200 NASHI I		20,000.00	25,000.00
COMPLETE BUSINESS SOLUTIONS GR OUP			
8/17 ActumPayot Actum Payout		259,380.70	284,380.70
CCD 80007349			
8/17 Transf to Par Capital		279,380.70-	5,000.00
Confirmation number 817180491			
8/20 WIRE-IN 20182320021300 CAMA SD		58,500.00	63,500.00
COMPLETE BUSINESS SOLUTIONS GR			
8/20 ActumPayot Actum Payout		283,018.35	346,518.35
CCD 80042189			
8/20 Transf to Par Capital		283,018.35-	63,500.00
Confirmation number 820181494			
8/21 ActumPayot Actum Payout		255,017.85	318,517.85
CCD 80078473			
8/21 Transf to Par Capital		313,517.85-	5,000.00
Confirmation number 821180272			
8/22 ActumPayot Actum Payout		241,540.77	246,540.77
CCD 80091646			
8/22 Transf to Par Capital		241,540.77-	5,000.00
Confirmation number 822180307			
8/23 ActumPayot Actum Payout		271,983.53	276,983.53
CCD 80105151			

Date 8/31/18
 Account Number
 Enclosures

Page 4
 4126
 2

COMPLETE BUSINESS SOLUTIONS GROUP INC
 DBA PAR FUNDING
 OPERATING
 20-22 N 3RD STREET
 PHILADELPHIA PA 19106

COMMERCIAL CHECKING 4126 (Continued)

Activity in Date Order		Credits	Debits
8/23 Transf to Par Capital		271,983.53-	5,000.00
	Confirmation number 823180330		
8/24 WIRE-IN 20182360017900 VICTORY	200,000.00		205,000.00
	COMPLETE BUSINESS SOLUTIONS GR OUP		
8/24 WIRE-IN 20182360024600 MID-ATL	200,000.00		405,000.00
	COMPLETE BUSINESS SOLUTIONS GR OUP		
8/24 ActumPayot Actum Payout	271,514.53		676,514.53
	CCD 80119362		
8/24 Transf to Par Capital		271,514.53-	405,000.00
	Confirmation number 824180413		
8/27 WIRE-IN 20182390017400 BLUE DI	200,000.00		605,000.00
	COMPLETE BUSINESS SOLUTIONS GR OUP		
8/27 ActumPayot Actum Payout	285,882.90		890,882.90
	CCD 80133460		
8/27 WIRE-IN 20182390014400 LWM INC	401,600.00		1,292,482.90
	COMPLETE BUSINESS SOLUTIONS GR OUP		
8/27 WIRE-IN 20182390017200 FIDELIS	500,000.00		1,792,482.90
	COMPLETE BUSINESS SOLUTIONS GR OUP		
8/27 WIRE-IN 20182390012100 MERCHAN	1,441,450.00		3,233,932.90
	COMPLETE BUSINESS SOLUTIONS GR OUP		
8/27 Transf to Par Capital		685,882.90-	2,548,050.00
	Confirmation number 827181387		
8/28 ActumPayot Actum Payout	277,343.37		2,825,393.37
	CCD 80156860		
8/28 WIRE-IN 20182400000400 RICHARD	500,000.00		3,325,393.37
	COMPLETE BUSINESS SOLUTIONS GR OUP		
8/28 WIRE-IN 20182400026800 ISAAC B	500,000.00		3,825,393.37
	COMPLETE BUSINESS SOLUTIONS GR OUP		
8/28 Transf to Par Capital		3,320,393.37-	505,000.00
	Confirmation number 828180300		

Date 8/31/18 Page 5
 Account Number █ 4126
 Enclosures 2

COMPLETE BUSINESS SOLUTIONS GROUP INC
 DBA PAR FUNDING
 OPERATING
 20-22 N 3RD STREET
 PHILADELPHIA PA 19106

COMMERCIAL CHECKING █ 4126 (Continued)

Activity in Date Order		Credits	Debits
8/29 ActumPayot Actum Payout	247,413.07		752,413.07
CCD 80166972			
8/29 Transf to Par Capital		747,413.07-	5,000.00
Confirmation number 829180321			
8/30 ActumPayot Actum Payout	265,640.21		270,640.21
CCD 80181726			
8/30 WIRE-IN 20182420025800 ABFP IN 1,924,400.00			2,195,040.21
COMPLETE BUSINESS SOLUTIONS GR OUP			
8/30 Transf to Par Capital		265,640.21-	1,929,400.00
Confirmation number 830180385			
8/31 ActumPayot Actum Payout	272,717.10		2,202,117.10
CCD 80193306			
8/31 WIRE-IN 20182430040500 MCA CAP 300,000.00			2,502,117.10
COMPLETE BUSINESS SOLUTIONS GR OUP			
8/31 Regular Deposit	200,000.00		2,702,117.10
8/31 Transf to Par Capital		2,197,117.10-	505,000.00
Confirmation number 831180494			

--- CHECKS IN NUMBER ORDER ---

Date	Check No	Amount
8/01	1017	5,500,000.00

* Denotes missing check numbers

Daily Balance Information

Date	Balance	Date	Balance	Date	Balance
8/01	255,000.00	8/13	5,000.00	8/23	5,000.00
8/02	205,000.00	8/14	5,000.00	8/24	405,000.00
8/03	5,000.00	8/15	5,000.00	8/27	2,548,050.00
8/06	5,000.00	8/16	5,000.00	8/28	505,000.00
8/07	5,000.00	8/17	5,000.00	8/29	5,000.00
8/08	5,000.00	8/20	63,500.00	8/30	1,929,400.00
8/09	5,000.00	8/21	5,000.00	8/31	505,000.00
8/10	2,679,000.00	8/22	5,000.00		

Exhibit B

REPUBLIC BANK 1015
 3274360
 12
 COMPLETE BUSINESS SOLUTIONS GROUP INC
 DBA PAR FUNDING
 6/6/2018

PAY TO THE ORDER OF Complete Business Solutions Group \$ **2,000,000.00
 Two Million and 00/100 DOLLARS

Complete Business Solutions Group

MEMO

1001015 036002247 150 412 6

Check: 1015 Amount: \$2,000,000.00 Date: 6/7/2018
Run: 1000, Batch: 13, Seq: 248, Source: C21-Fed

357602485516 164508 20180606 000000000001504126
 TRN_DEBIT ADANIELS 200000000
 Old City 3576 94004 3576 4 0089

CSG

Check: 1015 Amount: \$2,000,000.00 Date: 6/7/2018
Run: 1000, Batch: 13, Seq: 248, Source: C21-Fed

REPUBLIC BANK 1016
 3274360
 12
 COMPLETE BUSINESS SOLUTIONS GROUP INC
 DBA PAR FUNDING
 7/17/2018

PAY TO THE ORDER OF LME 2017 FAM TR \$ **5,000,000.00
 Five Million and 00/100 DOLLARS

LME 2017 FAM TR

MEMO

1001016 036002247 150 412 6

Check: 1016 Amount: \$5,000,000.00 Date: 7/19/2018
Run: 1000, Batch: 4, Seq: 373, Source: C21-Fed

Seq: 12
 Batch: 730239
 Date: 07/18/18

Seq: 88912 07/18/18
 BAT: 730239 CC: 4941000355
 WT: 01 LTFS: Jacksonville
 BC: South Street BC PA7-248

LME

Check: 1016 Amount: \$5,000,000.00 Date: 7/19/2018
Run: 1000, Batch: 4, Seq: 373, Source: C21-Fed

REPUBLIC BANK 1017
 3274360
 12
 COMPLETE BUSINESS SOLUTIONS GROUP INC
 DBA PAR FUNDING
 7/30/2018

PAY TO THE ORDER OF LME 2017 FAM TR \$ **5,500,000.00
 Five Million Five Hundred Thousand and 00/100 DOLLARS

LME 2017 FAM TR

MEMO

1001017 036002247 150 412 6

Check: 1017 Amount: \$5,500,000.00 Date: 8/1/2018
Run: 1000, Batch: 6, Seq: 80, Source: C21-Fed

Seq: 14
 Batch: 450325
 Date: 07/31/18

Seq: 88914 07/31/18
 BAT: 450325 CC: 4940944889
 WT: 01 LTFS: Jacksonville
 BC: Wynnewood BC PA7-153

Check: 1017 Amount: \$5,500,000.00 Date: 8/1/2018
Run: 1000, Batch: 6, Seq: 80, Source: C21-Fed

REPUBLIC BANK 1018
 3274360
 12
 COMPLETE BUSINESS SOLUTIONS GROUP INC
 DBA PAR FUNDING
 9/5/2018

PAY TO THE ORDER OF Complete Business Solutions Group \$ **2,000,000.00
 Two Million and 00/100 DOLLARS

Complete Business Solutions Group

MEMO
 cash transfer

1001018 036002247 150 412 6

Check: 1018 Amount: \$2,000,000.00 Date: 9/6/2018
Run: 1001, Batch: 1, Seq: 237, Source: C21-Fed

357619019301 171407 20180905 000000000001504126
 TRN_DEBIT JLANE5 200000000
 Old City 3576 94004 3576 7 0122

CSG

Check: 1018 Amount: \$2,000,000.00 Date: 9/6/2018
Run: 1001, Batch: 1, Seq: 237, Source: C21-Fed

Date 7/31/18
 Account Number [REDACTED]
 Enclosures Page 1

COMPLETE BUSINESS SOLUTIONS GROUP INC
 DBA PAR FUNDING
 CAPITAL
 141 N 2ND ST
 PHILADELPHIA PA 19106

CHECKING ACCOUNT

COMMERCIAL CHECKING		Number of Enclosures	0
Account Number	[REDACTED] 4169	Statement Dates	7/02/18 thru 7/31/18
Previous Balance	12,904,262.01	Days in the statement period	30
24 Deposits/Credits	13,824,797.73	Average Ledger	12,431,126.00
240 Checks/Debits	19,343,152.62	Average Collected	12,431,126.00
Service Charge	.00		
Interest Paid	.00		
Current Balance	7,385,907.12		

Activity in Date Order		Credits	Debits
7/02 WIRE-IN 20181830033300 RUTH FI		2,000.00	12,906,262.01
COMPLETE BUSINESS SOLUTIONS GR			
7/02 Trsf from Par Operating	702181482	303,285.00	13,209,547.01
7/02 WIRE-OUT 20181830025100 CAMA S		1,820.00-	13,207,727.01
CAMA SDIRA CUSTODIAL			
7/02 WIRE-OUT 20181830025200 GARY M		2,000.00-	13,205,727.01
GARY MINIMAN			
7/02 WIRE-OUT 20181830025400 RUTH F		2,000.00-	13,203,727.01
RUTH FINNEY			
7/02 WIRE-OUT 20181830025000 CAMA S		2,083.33-	13,201,643.68
CAMA SDIRA CUSTODIAL			
7/02 WIRE-OUT 20181830025500 CAMA S		2,166.67-	13,199,477.01
CAMA SDIRA CUSTODIAL			
7/02 WIRE-OUT 20181830025300 VALERI		3,333.33-	13,196,143.68
VALERIE HUGHES			
7/02 WIRE-OUT 20181830024900 HOWARD		5,208.23-	13,190,935.45
HOWARD GREENBERG			
7/02 WIRE-OUT 20181830036900 RAINER		6,157.00-	13,184,778.45
RAINER & LLOYD ASSOCIATES			
7/02 WIRE-OUT 20181830025700 FOUNDA		10,897.50-	13,173,880.95
FOUNDATION SETTLEMENT MANAGEMEN			

Date 7/31/18 Page 2
 Account Number [REDACTED] 4169
 Enclosures

COMPLETE BUSINESS SOLUTIONS GROUP INC
 DBA PAR FUNDING
 CAPITAL
 141 N 2ND ST
 PHILADELPHIA PA 19106

COMMERCIAL CHECKING [REDACTED] 4169 (Continued)

Activity in Date Order		Credits	Debits
Date	Description		
7/02	WI RE-OUT 20181830025800 TITAN TITAN HOLDINGS LLC	33,333.33-	13,140,547.62
7/02	WI RE-OUT 20181830036800 HERITA HERITAGE BUSINESS CONSULTING	190,000.00-	12,950,547.62
7/02	WI RE-OUT 20181830025600 MARINE MARINER INCOME FUNDING	517,500.00-	12,433,047.62
7/03	Trsf from Par Operating 288,215.87 Confirmation number 703180332		12,721,263.49
7/03	WI RE-OUT 20181840022300 PATLOL PATLOLA RATHNAKER	1,041.66-	12,720,221.83
7/03	WI RE-OUT 20181840022200 CAMA S CAMA SDIRA CUSTODIAL	2,000.00-	12,718,221.83
7/03	WI RE-OUT 20181840022400 CAMA S CAMA SDIRA CUSTODIAL	2,455.00-	12,715,766.83
7/03	WI RE-OUT 20181840022000 DANIEL DANIEL AND JOANN CI STONE	13,333.33-	12,702,433.50
7/03	WI RE-OUT 20181840022100 MICHAEL MICHAEL CHEHEBAR LLC	20,833.33-	12,681,600.17
7/03	WI RE-OUT 20181840022700 ISAAC ISAAC SHEHEBAR	91,552.70-	12,590,047.47
7/03	WI RE-OUT 20181840022600 GEMJ C GEMJ CHEHEBAR	152,587.83-	12,437,459.64
7/03	WI RE-OUT 20181840021900 HOWARD HOWARD GREENBERG	200,000.00-	12,237,459.64
7/03	WI RE-OUT 20181840022800 HERITA HERITAGE BUSINESS CONSULTING	355,000.00-	11,882,459.64
7/03	WI RE-OUT 20181840022500 LINDSA LINDSAY BLAKE INC	523,158.26-	11,359,301.38
7/03	Transf to FSP Operating Confirmation number 703180375	20,000.00-	11,339,301.38
7/05	Trsf from Par Operating 299,184.27 Confirmation number 705180803		11,638,485.65
7/05	WI RE-OUT 20181860014900 EAGLE EAGLE & TRUST, LLC	480.00-	11,638,005.65
7/05	WI RE-OUT 20181860014600 ONPOIN ONPOINT SOLUTIONS LLC	2,000.00-	11,636,005.65
7/05	WI RE-OUT 20181860022700 SERGIO SERGIO RABACA	2,083.33-	11,633,922.32

Date 7/31/18
 Account Number
 Enclosures

Page 3
██████████ 4169

COMPLETE BUSINESS SOLUTIONS GROUP INC
 DBA PAR FUNDING
 CAPITAL
 141 N 2ND ST
 PHILADELPHIA PA 19106

COMMERCIAL CHECKING

██████████ 4169 (Continued)

Activity in Date Order		Credits	Debits
Date	Description		
7/05	WI RE-OUT 20181860022800 CAMA S CAMA SDIRA CUSTODIAL	2,083.33-	11,631,838.99
7/05	WI RE-OUT 20181860015000 ASSURE ASSURE GLOBAL, LLC	2,500.00-	11,629,338.99
7/05	WI RE-OUT 20181860022600 CAMA S CAMA SDIRA CUSTODIAL	2,821.25-	11,626,517.74
7/05	WI RE-OUT 20181860014700 JB MER JB MERCHANT CAPITAL LLC	4,149.08-	11,622,368.66
7/05	WI RE-OUT 20181860022400 BARATE BARATECH LLC	4,250.00-	11,618,118.66
7/05	WI RE-OUT 20181860014800 BENTLE BENTLEY MARKETING AND SALES CO	4,422.57-	11,613,696.09
7/05	WI RE-OUT 20181860022900 ELLEN ELLEN AND STEPHEN STRAUSS	11,833.33-	11,601,862.76
7/05	WI RE-OUT 20181860022300 MARINE MARINER INCOME FUNDING	44,030.00-	11,557,832.76
7/05	WI RE-OUT 20181860022500 MAINST MAINSTAR TRUST	102,916.67-	11,454,916.09
7/05	WI RE-OUT 20181860022200 BETA A BETA ABIGAIL INC	232,514.80-	11,222,401.29
7/05	WI RE-OUT 20181860022100 NEW FI NEW FIELD VENTURES	348,772.20-	10,873,629.09
7/06	Trsf from Par Operating Confirmation number 706180358	1,983,738.95	12,857,368.04
7/06	WI RE-OUT 20181870022200 FUNDRI FUNDRITE	423.62-	12,856,944.42
7/06	WI RE-OUT 20181870022800 JOHN S JOHN SOMPLASKY	810.42-	12,856,134.00
7/06	WI RE-OUT 20181870023200 AYN CA AYN CAPITAL FUNDING LLC	960.00-	12,855,174.00
7/06	WI RE-OUT 20181870022100 EAGLE EAGLE FUNDING PARTNERS	1,725.71-	12,853,448.29
7/06	WI RE-OUT 20181870023000 ALLEN ALLEN METZGER	2,000.00-	12,851,448.29
7/06	WI RE-OUT 20181870022000 BG SKY BG SKY TRADE LLC	2,226.27-	12,849,222.02
7/06	WI RE-OUT 20181870022900 ELEFTH ELEFTHERIOS VITALIS	2,250.00-	12,846,972.02

Date 7/31/18
 Account Number
 Encl osures Page 4
 ■■■4169

COMPLETE BUSINESS SOLUTIONS GROUP INC
 DBA PAR FUNDING
 CAPITAL
 141 N 2ND ST
 PHILADELPHIA PA 19106

COMMERCIAL CHECKING ■■■4169 (Conti nued)

Activity in Date Order	Date	Description	Credi ts	Debi ts
7/06 WIRE-OUT	20181870022700	MARIEL MARI ELLEN DOIG	2,333.33-	12,844,638.69
7/06 WIRE-OUT	20181870022400	PAMELA PAMELA SMITH	3,000.00-	12,841,638.69
7/06 WIRE-OUT	20181870023100	JOSE A JOSE ALVES	4,520.83-	12,837,117.86
7/06 WIRE-OUT	20181870022500	KMT CA KMT CAPITAL PARTNERS	5,203.33-	12,831,914.53
7/06 WIRE-OUT	20181870022300	RAINER RAINER & LLOYD ASSOCIATES	5,596.64-	12,826,317.89
7/06 WIRE-OUT	20181870023300	RAINER RAINER & LLOYD ASSOCIATES	55,052.00-	12,771,265.89
7/06 WIRE-OUT	20181870022600	PAR EQ PAR EQUITY FUND LENDERS	130,750.00-	12,640,515.89
7/06 WIRE-OUT	20181870021900	CS2000 CS2000	505,713.27-	12,134,802.62
7/09 Trsf from Par Operating		Confirmation number 709181312	307,423.39	12,442,226.01
7/09 WIRE-OUT	20181900020000	FRANK FRANK GREENE	1,000.00-	12,441,226.01
7/09 WIRE-OUT	20181900020100	CAMA S CAMA SDIRA CUSTODIAL	1,000.00-	12,440,226.01
7/09 WIRE-OUT	20181900019900	FRONT FRONT & THURLOW	1,666.67-	12,438,559.34
7/09 WIRE-OUT	20181900020700	ANTHON ANTHONY GUSTAITIS	2,083.33-	12,436,476.01
7/09 WIRE-OUT	20181900020200	CAMA S CAMA SDIRA CUSTODIAL	2,918.75-	12,433,557.26
7/09 WIRE-OUT	20181900020400	RALPH RALPH MULDOON	4,500.00-	12,429,057.26
7/09 WIRE-OUT	20181900020300	DAVID DAVID WIGGINS	7,083.33-	12,421,973.93
7/09 WIRE-OUT	20181900020600	TIMOTH TIMOTHY HUGHES	11,250.00-	12,410,723.93
7/09 WIRE-OUT	20181900020500	CAMA S CAMA SDIRA CUSTODIAL	16,977.18-	12,393,746.75
7/10 Trsf from Par Operating		Confirmation number 710180268	311,204.45	12,704,951.20

Date 7/31/18
 Account Number
 Enclosures

Page 5
██████████ 4169

COMPLETE BUSINESS SOLUTIONS GROUP INC
 DBA PAR FUNDING
 CAPITAL
 141 N 2ND ST
 PHILADELPHIA PA 19106

COMMERCIAL CHECKING

██████████ 4169 (Continued)

Activity in Date Order		Credits	Debits
7/10 WIRE-OUT 20181910024400 RETAIL RETAIL CAPITAL LLC		1,500.00-	12,703,451.20
7/10 WIRE-OUT 20181910021100 CAMA S CAMA SDIRA CUSTODIAL		2,270.00-	12,701,181.20
7/10 WIRE-OUT 20181910020800 RENEE RENEE ROMAGNOLE		2,500.00-	12,698,681.20
7/10 WIRE-OUT 20181910020900 ED HUR ED HURD		2,500.00-	12,696,181.20
7/10 WIRE-OUT 20181910021200 JOSEPH JOSEPH DI LORENZO		3,125.00-	12,693,056.20
7/10 WIRE-OUT 20181910021300 SHERPA SHERPA 1 INCOME FUND LLC		3,516.66-	12,689,539.54
7/10 WIRE-OUT 20181910021600 MID AT MID ATLANTIC MCA FUND		3,525.00-	12,686,014.54
7/10 WIRE-OUT 20181910024500 SYNERG SYNERGY CAPITAL		4,200.00-	12,681,814.54
7/10 WIRE-OUT 20181910021500 FIDELI FIDELIS FINANCIAL FINANCING		4,583.33-	12,677,231.21
7/10 WIRE-OUT 20181910021400 CAPI CO CAPICORN INCOME FUND		7,545.00-	12,669,686.21
7/10 WIRE-OUT 20181910024700 RAINER RAINER & LLOYD ASSOCIATES		9,314.00-	12,660,372.21
7/10 WIRE-OUT 20181910021000 HERITA HERITAGE BUSINESS CONSULTING		39,520.83-	12,620,851.38
7/10 WIRE-OUT 20181910024600 THE VI THE VICTORY BANK		155,235.00-	12,465,616.38
7/11 Trsf from Par Operating Confirmation number 711180269	2,955,283.48		15,420,899.86
7/11 WIRE-OUT 20181920022000 FAST C FAST CASH GROUP LLC		982.52-	15,419,917.34
7/11 WIRE-OUT 20181920022100 HAMILT HAMILTON ADVANCE INC		3,300.00-	15,416,617.34
7/11 WIRE-OUT 20181920022300 CONSOL CONSOLIDATED BSA LLC		4,200.00-	15,412,417.34
7/11 WIRE-OUT 20181920021900 AQUINA AQUINAS CAPITAL		4,230.72-	15,408,186.62
7/11 WIRE-OUT 20181920015000 JOSEF JOSEF CHEHEBAR		12,500.00-	15,395,686.62

Date 7/31/18
 Account Number
 Enclosures

Page 6
██████████ 4169

COMPLETE BUSINESS SOLUTIONS GROUP INC
 DBA PAR FUNDING
 CAPITAL
 141 N 2ND ST
 PHILADELPHIA PA 19106

COMMERCIAL CHECKING ██████████ 4169 (Continued)

Activity in Date Order		Credits	Debits
7/11 WIRE-OUT	20181920022200 SADDLE SADDLEBACK RESOLUTION GROUP	16,420.00-	15,379,266.62
7/11 WIRE-OUT	20181920014700 ISAAC ISAAC SHEHEBAR	37,500.00-	15,341,766.62
7/11 WIRE-OUT	20181920014900 GEMJ C GEMJ CHEHEBAR	71,666.66-	15,270,099.96
7/11 WIRE-OUT	20181920014800 ISAAC ISAAC SHEHEBAR 2008 AIJJ GRANT	86,666.67-	15,183,433.29
7/11 WIRE-OUT	20181920014600 ISAAC ISAAC SHEHEBAR	208,833.33-	14,974,599.96
7/11 WIRE-OUT	20181920014500 ALBERT ALBERT CHEHEBAR	274,166.66-	14,700,433.30
7/11 Transf to FSP Operating	Confirmation number 711180305	100,000.00-	14,600,433.30
7/12 Trsf from Par Operating	367,004.08 Confirmation number 712180304		14,967,437.38
7/12 WIRE-OUT	20181930016000 EVOLUT EVOLUTION CAPITAL GROUP INC	1,200.00-	14,966,237.38
7/12 WIRE-OUT	20181930015900 GAMED GAMED LLC	41,666.67-	14,924,570.71
7/13 WIRE-IN	20181940035200 MCA CAP 200,000.00 COMPLETE BUSINESS SOLUTIONS GR		15,124,570.71
7/13 Trsf from Par Operating	398,006.12 Confirmation number 713180446		15,522,576.83
7/13 WIRE-OUT	20181940026800 FUNDRI FUNDRITE	501.40-	15,522,075.43
7/13 WIRE-OUT	20181940028200 CRAIG CRAIG MCFOY	750.00-	15,521,325.43
7/13 WIRE-OUT	20181940027000 NATION NATIONAL FINANCIAL SERVICES LL	1,250.00-	15,520,075.43
7/13 WIRE-OUT	20181940028300 CAMA S CAMA SDIRA CUSTODIAL	1,250.00-	15,518,825.43
7/13 WIRE-OUT	20181940027900 STEVEN STEVEN CHEHEBAR	1,458.33-	15,517,367.10
7/13 WIRE-OUT	20181940028000 RONALD RONALD ANDERSON	2,000.00-	15,515,367.10
7/13 WIRE-OUT	20181940028100 STEPHE STEPHEN ANDERSON	2,000.00-	15,513,367.10

Date 7/31/18
 Account Number
 Encl osures Page 7
 ■■■4169

COMPLETE BUSINESS SOLUTIONS GROUP INC
 DBA PAR FUNDING
 CAPITAL
 141 N 2ND ST
 PHILADELPHIA PA 19106

COMMERCIAL CHECKING ■■■4169 (Continued)

Activity in Date Order		Credi ts	Debi ts
Date	Descri ption		
7/13	WI RE-OUT 20181940026700 EAGLE EAGLE FUNDING PARTNERS	2, 120. 05-	15, 511, 247. 05
7/13	WI RE-OUT 20181940027300 CAMA S CAMA SDIRA CUSTODIAL	2, 166. 67-	15, 509, 080. 38
7/13	WI RE-OUT 20181940028400 BI Z BU BI Z BUY SOLUTI ONS	2, 333. 33-	15, 506, 747. 05
7/13	WI RE-OUT 20181940028700 LAW OF LAW OFFICES JACQUELINE A. SALC	2, 500. 00-	15, 504, 247. 05
7/13	WI RE-OUT 20181940027600 CHERI E CHERI E CHEHEBAR	3, 125. 00-	15, 501, 122. 05
7/13	WI RE-OUT 20181940026600 BG SKY BG SKY TRADE LLC	3, 180. 24-	15, 497, 941. 81
7/13	WI RE-OUT 20181940027700 ALBERT ALBERT E CHEHEBAR	3, 645. 83-	15, 494, 295. 98
7/13	WI RE-OUT 20181940027400 CAMA S CAMA SDIRA CUSTODIAL	3, 937. 50-	15, 490, 358. 48
7/13	WI RE-OUT 20181940027100 HOWARD HOWARD GREENBERG	4, 375. 00-	15, 485, 983. 48
7/13	WI RE-OUT 20181940027800 JOYCE JOYCE CHEHEBAR	4, 687. 50-	15, 481, 295. 98
7/13	WI RE-OUT 20181940027500 MI CHAE MI CHAEL COPSKEY	6, 250. 00-	15, 475, 045. 98
7/13	WI RE-OUT 20181940028600 YM VEN YM VENTURES LLC	6, 821. 12-	15, 468, 224. 86
7/13	WI RE-OUT 20181940026900 RAI NER RAI NER & LLOYD ASSOCIATES	6, 995. 80-	15, 461, 229. 06
7/13	WI RE-OUT 20181940027200 CHARLE CHARLES SCHWAB	8, 700. 00-	15, 452, 529. 06
7/13	WI RE-OUT 20181940028500 JB MER JB MERCHANT CAPITAL LLC	11, 714. 68-	15, 440, 814. 38
7/13	WI RE-OUT 20181940026500 CS2000 CS2000	638, 291. 96-	14, 802, 522. 42
7/16	Trsf from Par Operating Confirmation number 716181416	10, 000. 00	14, 812, 522. 42
7/16	Trsf from Par Operating Confirmation number 716181415	767, 885. 13	15, 580, 407. 55
7/16	WI RE-OUT 20181970026700 WI LLIA WI LLIA M FLEI SHER	1, 302. 08-	15, 579, 105. 47

Date 7/31/18
 Account Number
 Enclosures

Page 8
██████████ 4169

COMPLETE BUSINESS SOLUTIONS GROUP INC
 DBA PAR FUNDING
 CAPITAL
 141 N 2ND ST
 PHILADELPHIA PA 19106

COMMERCIAL CHECKING

██████████ 4169 (Continued)

Activity in Date Order		Credits	Debits
Date	Description		
7/16	WI RE-OUT 20181970026100 FRANK FRANK RINAUDO	2,500.00-	15,576,605.47
7/16	WI RE-OUT 20181970026900 CATHER CATHERINE PALMER	2,604.16-	15,574,001.31
7/16	WI RE-OUT 20181970026600 CAMA S CAMA SDIRA CUSTODIAL	3,750.00-	15,570,251.31
7/16	WI RE-OUT 20181970026000 CAMA S CAMA SDIRA CUSTODIAL	4,500.00-	15,565,751.31
7/16	WI RE-OUT 20181970027100 MCA CA MCA CAPITAL FUND	5,250.00-	15,560,501.31
7/16	WI RE-OUT 20181970026300 PERRY PERRY AND CARLA ABBONIZIO	6,250.00-	15,554,251.31
7/16	WI RE-OUT 20181970026500 FOUNDA FOUNDATION SETTLEMENT MANAGEME	6,450.00-	15,547,801.31
7/16	WI RE-OUT 20181970025900 TEMBER TEMBER C. EATON TRUST	10,000.00-	15,537,801.31
7/16	WI RE-OUT 20181970026200 STEPHE STEPHEN FARBER	10,416.67-	15,527,384.64
7/16	WI RE-OUT 20181970027000 DANIEL DANIELLE HALABI	10,416.67-	15,516,967.97
7/16	WI RE-OUT 20181970025800 PATRIC PATRICK GIBBONS	12,000.00-	15,504,967.97
7/16	WI RE-OUT 20181970026400 JTRE L JTRE LLC	45,833.33-	15,459,134.64
7/16	WI RE-OUT 20181970025700 EQUITY EQUITY TRUST	46,750.00-	15,412,384.64
7/16	WI RE-OUT 20181970026800 NASHI NASHI INC	57,954.17-	15,354,430.47
7/17	Trsf from Par Operating Confirmation number 717180289	333,041.90	15,687,472.37
7/17	WI RE-OUT 20181980013800 RETAIL RETAIL CAPITAL LLC	80.00-	15,687,392.37
7/17	WI RE-OUT 20181980013600 CAMA S CAMA SDIRA CUSTODIAL	270.00-	15,687,122.37
7/17	WI RE-OUT 20181980013700 CHAMPI CHAMPION FUNDING GROUP	790.00-	15,686,332.37
7/17	WI RE-OUT 20181980013400 AQUETO AQUETONG	2,083.33-	15,684,249.04

Date 7/31/18
 Account Number
 Encl osures Page 9
 4169

COMPLETE BUSINESS SOLUTIONS GROUP INC
 DBA PAR FUNDING
 CAPITAL
 141 N 2ND ST
 PHILADELPHIA PA 19106

COMMERCIAL CHECKING 4169 (Continued)

Activity in Date Order	Date	Description	Credits	Debits
WI RE-OUT	7/17	20181980013500 ANTONI ANTONIO RABACA	2,083.33-	15,682,165.71
WI RE-OUT	7/17	20181980013900 SYNERG SYNERGY CAPITAL	8,396.01-	15,673,769.70
WI RE-OUT	7/18	20181990009900 NEW LE NEW LEAF FUNDING LLC	8,657.36-	15,665,112.34
WI RE-OUT	7/18	20181990009800 RAINER RAINER & LLOYD ASSOCIATES	13,840.00-	15,651,272.34
WI RE-OUT	7/18	20181990009700 RAINER RAINER & LLOYD ASSOCIATES	28,022.00-	15,623,250.34
Transf to Par Operating	7/18	Confirmation number 718180296	4,400,434.29-	11,222,816.05
Trsf from Par Operating	7/19	Confirmation number 719180306	547,981.32	11,770,797.37
WI RE-OUT	7/19	20182000018200 LINDA LINDA AND MICHAEL BERKOWITZ	1,666.67-	11,769,130.70
WI RE-OUT	7/19	20182000018600 IADVANCE I ADVANCE NOW INC	1,945.28-	11,767,185.42
WI RE-OUT	7/19	20182000018400 PATRIC PATRICIA RODRIGUEZ	2,000.00-	11,765,185.42
WI RE-OUT	7/19	20182000018500 DANIEL DANIEL SIEGEL	3,125.00-	11,762,060.42
WI RE-OUT	7/19	20182000018000 ROBERT ROBERT FREI	10,416.67-	11,751,643.75
WI RE-OUT	7/19	20182000018300 EZRA S EZRA SHEHEBAR LLC	20,833.34-	11,730,810.41
WI RE-OUT	7/19	20182000018100 SHE' ER SHE' ERIT EZRA INC	25,000.00-	11,705,810.41
WI RE-OUT	7/19	20182000017800 FRONT FRONT & THURLOW	100,000.00-	11,605,810.41
WI RE-OUT	7/19	20182000017900 PETER PETER HOLMES	202,083.33-	11,403,727.08
Trsf from Par Operating	7/20	Confirmation number 720180371	344,911.05	11,748,638.13
WI RE-OUT	7/20	20182010027200 CAMA S CAMA SDIRA CUSTODIAL	520.83-	11,748,117.30
WI RE-OUT	7/20	20182010026700 FUNDRI FUNDRI TE	614.65-	11,747,502.65

Date 7/31/18
 Account Number
 Enclosures

Page 10
██████████ 4169

COMPLETE BUSINESS SOLUTIONS GROUP INC
 DBA PAR FUNDING
 CAPITAL
 141 N 2ND ST
 PHILADELPHIA PA 19106

COMMERCIAL CHECKING

██████████ 4169 (Continued)

Activity in Date Order		Credits	Debits
Date	Description		
7/20	WI RE-OUT 20182010027300 CAMA S CAMA SDIRA CUSTODIAL	1,031.25-	11,746,471.40
7/20	WI RE-OUT 20182010026500 BG SKY BG SKY TRADE LLC	1,853.26-	11,744,618.14
7/20	WI RE-OUT 20182010028200 TYRIAN TYRIAN BULL FUNDING	2,000.00-	11,742,618.14
7/20	WI RE-OUT 20182010027100 CAMA S CAMA SDIRA CUSTODIAL	2,083.33-	11,740,534.81
7/20	WI RE-OUT 20182010027700 EDWARD EDWARD CALLAN JR	2,083.33-	11,738,451.48
7/20	WI RE-OUT 20182010026600 EAGLE EAGLE FUNDING PARTNERS	2,411.30-	11,736,040.18
7/20	WI RE-OUT 20182010027000 DANIEL DANIEL KANE	2,739.58-	11,733,300.60
7/20	WI RE-OUT 20182010027900 ZHONG ZHONG JU GUO	3,000.00-	11,730,300.60
7/20	WI RE-OUT 20182010027400 FAI SAL FAI SAL JAMEEL	3,125.00-	11,727,175.60
7/20	WI RE-OUT 20182010027600 CAMA S CAMA SDIRA CUSTODIAL	3,125.00-	11,724,050.60
7/20	WI RE-OUT 20182010027800 ENERGY ENERGY INDUSTRIES	3,400.00-	11,720,650.60
7/20	WI RE-OUT 20182010028100 BERKMA BERKMAN FUNDING	3,840.00-	11,716,810.60
7/20	WI RE-OUT 20182010026800 RAINER RAINER & LLOYD ASSOCIATES	6,995.80-	11,709,814.80
7/20	WI RE-OUT 20182010026900 KAREN KAREN SMITH	10,541.67-	11,699,273.13
7/20	WI RE-OUT 20182010021200 ISAAC ISAAC BENNET SALES AGENCIES	25,000.00-	11,674,273.13
7/20	WI RE-OUT 20182010027500 GARY N GARY NITSCHE	30,000.00-	11,644,273.13
7/20	WI RE-OUT 20182010028000 EAGLE EAGLE SIX CONSULTANTS	46,000.00-	11,598,273.13
7/20	WI RE-OUT 20182010026400 CS2000 CS2000	622,925.01-	10,975,348.12
7/23	Trsf from Par Operating Confirmation number 723181033	293,975.13	11,269,323.25

Date 7/31/18
 Account Number
 Enclosures

Page 11
██████████ 4169

COMPLETE BUSINESS SOLUTIONS GROUP INC
 DBA PAR FUNDING
 CAPITAL
 141 N 2ND ST
 PHILADELPHIA PA 19106

COMMERCIAL CHECKING ██████████ 4169 (Continued)

Activity in Date Order	Description	Credits	Debits
7/23 WIRE-OUT	20182040021100 CHRIST CHRISTOPHER PANARO	1,562.50-	11,267,760.75
7/23 WIRE-OUT	20182040021200 CRAIG CRAIG SCOTT JR AND MELISSA SCOTT	4,500.00-	11,263,260.75
7/23 WIRE-OUT	20182040020900 CAMA S CAMA SDIRA CUSTODIAL	5,412.50-	11,257,848.25
7/23 WIRE-OUT	20182040021000 PHOENI PHOENIX RISING PRODUCTIONS	8,333.33-	11,249,514.92
7/23 WIRE-OUT	20182040021300 EAGLE EAGLE SIX CONSULTANTS	58,000.00-	11,191,514.92
7/23 WIRE-OUT	20182040020800 JEFFRE JEFFREY TRAVER	303,125.00-	10,888,389.92
7/24 Trsf from Par Operating	Confirmation number 724180258	839,626.88	11,728,016.80
7/24 WIRE-OUT	20182050022500 AQUINA AQUINAS CAPITAL	200.00-	11,727,816.80
7/24 WIRE-OUT	20182050022100 OSAGIE OSAGIE IMASOGIE	1,250.00-	11,726,566.80
7/24 WIRE-OUT	20182050022400 THE VI THE VICTORY BANK	2,083.33-	11,724,483.47
7/24 WIRE-OUT	20182050022600 SYNERG SYNERGY CAPITAL	3,000.00-	11,721,483.47
7/24 WIRE-OUT	20182050022700 GM FUN GM FUNDING LLC	3,247.88-	11,718,235.59
7/24 WIRE-OUT	20182050022300 RI CHAR RICHARD GAWARZEWSKI	4,083.83-	11,714,151.76
7/24 WIRE-OUT	20182050022200 CAMA S CAMA SDIRA CUSTODIAL	5,140.00-	11,709,011.76
7/24 WIRE-OUT	20182050022000 CARL A CARL ABBONIZIO	101,666.67-	11,607,345.09
7/25 Trsf from Par Operating	Confirmation number 725180245	306,028.25	11,913,373.34
7/25 WIRE-OUT	20182060020000 PRIORI PRIORITY FUNDING SOLUTIONS, INC	1,500.00-	11,911,873.34
7/25 WIRE-OUT	20182060019200 GLEN C GLEN COLE	2,083.33-	11,909,790.01

Date 7/31/18
 Account Number
 Enclosures

Page 12
██████████ 4169

COMPLETE BUSINESS SOLUTIONS GROUP INC
 DBA PAR FUNDING
 CAPITAL
 141 N 2ND ST
 PHILADELPHIA PA 19106

COMMERCIAL CHECKING

██████████ 4169 (Continued)

Activity in Date Order		Credits	Debits
Date	Description		
7/25	WI RE-OUT 20182060019300 DEAN V DEAN VAGNOZZI	2,083.33-	11,907,706.68
7/25	WI RE-OUT 20182060019500 JOHN H JOHN HOGAN	2,083.33-	11,905,623.35
7/25	WI RE-OUT 20182060019400 FRAN C FRAN CASSIDY	3,000.00-	11,902,623.35
7/25	WI RE-OUT 20182060019100 WELLEN WELLEN FUND 1 LLC	3,350.00-	11,899,273.35
7/25	WI RE-OUT 20182060019900 ONPOINT ONPOINT SOLUTIONS LLC	4,800.00-	11,894,473.35
7/25	WI RE-OUT 20182060018600 FIDELI FIDELIS FINANCIAL FINANCING	6,799.99-	11,887,673.36
7/25	WI RE-OUT 20182060018700 MARINE MARINER INCOME FUNDING	7,033.33-	11,880,640.03
7/25	WI RE-OUT 20182060019000 RETIRE RETIREMENT EVOLUTION INCOME FUND	8,333.33-	11,872,306.70
7/25	WI RE-OUT 20182060018800 MID AT MID ATLANTIC MCA FUND	10,500.00-	11,861,806.70
7/25	WI RE-OUT 20182060018400 SHERPA SHERPA 1 INCOME FUND LLC	16,749.99-	11,845,056.71
7/25	WI RE-OUT 20182060018900 LWM IN LWM INCOME FUND	17,328.33-	11,827,728.38
7/25	WI RE-OUT 20182060020100 RAINER RAINER & LLOYD ASSOCIATES LLC	20,392.00-	11,807,336.38
7/25	WI RE-OUT 20182060018500 CAPRIC CAPRICORN INCOME FUND	23,010.00-	11,784,326.38
7/25	WI RE-OUT 20182060019600 NEW FI NEW FIELD VENTURES	25,000.00-	11,759,326.38
7/25	WI RE-OUT 20182060019700 EAGLE EAGLE SIX CONSULTANTS	47,000.00-	11,712,326.38
7/25	WI RE-OUT 20182060019800 EAGLE EAGLE SIX CONSULTANTS	49,000.00-	11,663,326.38
7/25	WI RE-OUT 20182060018300 THE VI THE VICTORY BANK	190,548.32-	11,472,778.06
7/26	Trsf from FSP Operating Confirmation number 726180626	79,149.06	11,551,927.12
7/26	Trsf from Par Operating	2,026,127.73	13,578,054.85

Date 7/31/18
 Account Number
 Enclosures

Page 13
██████████ 4169

COMPLETE BUSINESS SOLUTIONS GROUP INC
 DBA PAR FUNDING
 CAPITAL
 141 N 2ND ST
 PHILADELPHIA PA 19106

COMMERCIAL CHECKING

██████████ 4169 (Continued)

Activity in Date Order	Description	Credits	Debits
	Confirmation number 726180258		
7/26	WI RE-OUT 20182070030200 GM FUN GM FUNDING LLC	240.00-	13,577,814.85
7/26	WI RE-OUT 20182070025100 CAMA S CAMA SDIRA CUSTODIAL	1,041.67-	13,576,773.18
7/26	WI RE-OUT 20182070029900 AQUINA AQUINAS CAPITAL	1,560.00-	13,575,213.18
7/26	WI RE-OUT 20182070030100 HAMILT HAMILTON ADVANCE INC	1,848.84-	13,573,364.34
7/26	WI RE-OUT 20182070030000 TYRIAN TYRIAN BULL FUNDING	3,397.76-	13,569,966.58
7/26	WI RE-OUT 20182070024900 STEVEN STEVEN FREI	4,166.66-	13,565,799.92
7/26	WI RE-OUT 20182070025000 LINDSA LINDSAY BLAKE INC	6,770.83-	13,559,029.09
7/26	WI RE-OUT 20182070025200 CAMA S CAMA SDIRA CUSTODIAL	15,060.00-	13,543,969.09
7/26	WI RE-OUT 20182070025300 RAINER RAINER & LLOYD ASSOCIATES LLC	59,638.00-	13,484,331.09
7/26	Transf to FSP Payroll Confirmation number 726180628	79,149.06-	13,405,182.03
7/26	Transf to FSP Operating Confirmation number 726180341	100,000.00-	13,305,182.03
7/27	Trsf from Par Operating Confirmation number 727180406	314,531.92	13,619,713.95
7/27	WI RE-OUT 20182080026000 FUNDRI FUNDRITE	388.90-	13,619,325.05
7/27	WI RE-OUT 20182080025800 BG SKY BG SKY TRADE LLC	1,910.00-	13,617,415.05
7/27	WI RE-OUT 20182080026400 CAMA S CAMA SDIRA CUSTODIAL	2,000.00-	13,615,415.05
7/27	WI RE-OUT 20182080026800 CAMA S CAMA SDIRA CUSTODIAL	2,083.33-	13,613,331.72
7/27	WI RE-OUT 20182080025900 EAGLE EAGLE FUNDING PARTNERS	2,200.60-	13,611,131.12
7/27	WI RE-OUT 20182080026600 ZUDY S ZUDY SHEHEBAR	2,500.00-	13,608,631.12

Date 7/31/18 Page 14
 Account Number [REDACTED] 4169
 Enclosures

COMPLETE BUSINESS SOLUTIONS GROUP INC
 DBA PAR FUNDING
 CAPITAL
 141 N 2ND ST
 PHILADELPHIA PA 19106

COMMERCIAL CHECKING [REDACTED] 4169 (Continued)

Activity in Date Order		Credits	Debits
7/27 WIRE-OUT 20182080026500	MARIE MARIE T. BEEBE	2,604.16-	13,606,026.96
7/27 WIRE-OUT 20182080026200	JOSEPH JOSEPH CELLINI	3,187.50-	13,602,839.46
7/27 WIRE-OUT 20182080026100	RAINER RAINER & LLOYD ASSOCIATES LLC	6,995.80-	13,595,843.66
7/27 WIRE-OUT 20182080026700	JOSEPH JOSEPH LEVY	12,500.00-	13,583,343.66
7/27 WIRE-OUT 20182080026300	DAKOTA DAKOTA JOY HOLDINGS	20,000.00-	13,563,343.66
7/27 WIRE-OUT 20182080027100	EAGLE EAGLE SIX CONSULTANTS	49,000.00-	13,514,343.66
7/27 WIRE-OUT 20182080027000	EAGLE EAGLE SIX CONSULTANTS	75,000.00-	13,439,343.66
7/27 WIRE-OUT 20182080026900	CAMA S CAMA SDIRA CUSTODIAL	230,154.17-	13,209,189.49
7/27 WIRE-OUT 20182080025700	CS2000 CS2000	619,524.67-	12,589,664.82
7/30 Trsf from Par Operating	Confirmation number 730181363	323,984.20	12,913,649.02
7/30 WIRE-OUT 20182110024700	CAMA S CAMA SDIRA CUSTODIAL	1,041.67-	12,912,607.35
7/30 WIRE-OUT 20182110024400	CAMA S CAMA SDIRA CUSTODIAL	2,000.00-	12,910,607.35
7/30 WIRE-OUT 20182110024500	JEFFRE JEFFREY NEWBY	2,083.33-	12,908,524.02
7/30 WIRE-OUT 20182110024600	CAMA S CAMA SDIRA CUSTODIAL	2,083.33-	12,906,440.69
7/30 WIRE-OUT 20182110024900	EAGLE EAGLE SIX CONSULTANTS	42,000.00-	12,864,440.69
7/30 WIRE-OUT 20182110024800	FIORIN FIORINDO A VAGNOZZI	101,666.67-	12,762,774.02
7/30 Transf to FSP Operating	Confirmation number 730181426	20,000.00-	12,742,774.02
7/31 Trsf from Par Operating	Confirmation number 731180345	222,209.55	12,964,983.57
7/31 WIRE-OUT 20182120026500	TYRIAN TYRIAN BULL FUNDING	1,424.00-	12,963,559.57

Date 7/31/18
 Account Number
 Enclosures

Page 15
██████████ 4169

COMPLETE BUSINESS SOLUTIONS GROUP INC
 DBA PAR FUNDING
 CAPITAL
 141 N 2ND ST
 PHILADELPHIA PA 19106

COMMERCIAL CHECKING ██████████ 4169 (Continued)

Activity in Date Order		Credits	Debits
7/31 WIRE-OUT 20182120026600 RBS FU	RBS FUNDING LLC	2,315.77-	12,961,243.80
7/31 WIRE-OUT 20182120026200 LUKE A	LUKE AND KARA MURRAY	3,000.00-	12,958,243.80
7/31 WIRE-OUT 20182120026700 EAGLE	EAGLE FUNDING GROUP LLC	4,000.73-	12,954,243.07
7/31 WIRE-OUT 20182120026400 ATASH	ATASH LLC	5,000.00-	12,949,243.07
7/31 WIRE-OUT 20182120026100 DAVID	DAVID WIGGINS	7,083.33-	12,942,159.74
7/31 WIRE-OUT 20182120026000 NORTH	NORTH ASSET CAPITAL	8,752.62-	12,933,407.12
7/31 WIRE-OUT 20182120026300 EAGLE	EAGLE SIX CONSULTANTS	47,500.00-	12,885,907.12
7/31 Transf to Par Operating	Confirmation number 731180349	5,500,000.00-	7,385,907.12

Daily Balance Information						
Date	Balance	Date	Balance	Date	Balance	
7/02	12,433,047.62	7/12	14,924,570.71	7/23	10,888,389.92	
7/03	11,339,301.38	7/13	14,802,522.42	7/24	11,607,345.09	
7/05	10,873,629.09	7/16	15,354,430.47	7/25	11,472,778.06	
7/06	12,134,802.62	7/17	15,673,769.70	7/26	13,305,182.03	
7/09	12,393,746.75	7/18	11,222,816.05	7/27	12,589,664.82	
7/10	12,465,616.38	7/19	11,403,727.08	7/30	12,742,774.02	
7/11	14,600,433.30	7/20	10,975,348.12	7/31	7,385,907.12	

Date 8/31/18
 Account Number [REDACTED] 4169
 Enclosures Page 1

COMPLETE BUSINESS SOLUTIONS GROUP INC
 DBA PAR FUNDING
 CAPITAL
 141 N 2ND ST
 PHILADELPHIA PA 19106

CHECKING ACCOUNT

COMMERCIAL CHECKING		Number of Enclosures	0
Account Number	[REDACTED] 4169	Statement Dates	8/01/18 thru 9/03/18
Previous Balance	7,385,907.12	Days in the statement period	34
28 Deposits/Credits	16,521,427.31	Average Ledger	5,489,592.90
291 Checks/Debits	16,401,299.33	Average Collected	5,489,592.90
Service Charge	.00		
Interest Paid	.00		
Current Balance	7,506,035.10		

Activity in Date Order		Credits	Debits
8/01 Trsf from Par Operating		237,404.99	7,623,312.11
	Confirmation number 801180308		
8/01 WIRE-OUT 20182130028100 CAMA S		1,820.00-	7,621,492.11
	CAMA SDIRA CUSTODIAL		
8/01 WIRE-OUT 20182130028200 GARY M		2,000.00-	7,619,492.11
	GARY MINIMAN		
8/01 WIRE-OUT 20182130028400 CAMA S		2,166.67-	7,617,325.44
	CAMA SDIRA CUSTODIAL		
8/01 WIRE-OUT 20182130028300 VALERI		3,333.33-	7,613,992.11
	VALERIE HUGHES		
8/01 WIRE-OUT 20182130033700 REVOLV		3,500.00-	7,610,492.11
	REVOLVE LAW GROUP, LLP'S		
8/01 WIRE-OUT 20182130028000 HOWARD		5,208.23-	7,605,283.88
	HOWARD GREENBERG		
8/01 WIRE-OUT 20182130028500 FOUNDA		10,897.50-	7,594,386.38
	FOUNDATION SETTLEMENT MANAGEME		
	NT		
8/01 WIRE-OUT 20182130028600 TITAN		35,416.67-	7,558,969.71
	TITAN HOLDINGS LLC		
8/01 WIRE-OUT 20182130028700 CAMA S		202,083.33-	7,356,886.38
	CAMA SDIRA CUSTODIAL		

Date 8/31/18
 Account Number
 Encl osures

Page 2
 04169

COMPLETE BUSINESS SOLUTIONS GROUP INC
 DBA PAR FUNDING
 CAPITAL
 141 N 2ND ST
 PHILADELPHIA PA 19106

COMMERCIAL CHECKING 4169 (Continued)

Activity in Date Order	Description	Credits	Debits
8/02 WIRE-IN	20182140023200 RUTH FI COMPLETE BUSINESS SOLUTIONS GR OUP I	2,000.00	7,358,886.38
8/02 Trsf from Par Operating	529,160.92 Confirmation number 802180415		7,888,047.30
8/02 WIRE-OUT	20182140022300 BRIDGE BRIDGE CAPITAL SERVICES	1,712.57-	7,886,334.73
8/02 WIRE-OUT	20182140022000 AQUINA AQUINAS CAPITAL	1,808.96-	7,884,525.77
8/02 WIRE-OUT	20182140019600 RUTH F RUTH FINNEY	2,000.00-	7,882,525.77
8/02 WIRE-OUT	20182140026800 RUTH F RUTH FINNEY	2,000.00-	7,880,525.77
8/02 WIRE-OUT	20182140022200 TYRIAN TYRIAN BULL FUNDING	4,625.04-	7,875,900.73
8/02 WIRE-OUT	20182140019700 RAINER RAINER & LLOYD ASSOCIATES LLC	8,600.00-	7,867,300.73
8/02 WIRE-OUT	20182140022100 CARDIN CARDINAL EQUITY, LLC	17,217.04-	7,850,083.69
8/03 Trsf from Par Operating	468,054.83 Confirmation number 803180413		8,318,138.52
8/03 WIRE-OUT	20182150022700 FUNDRI FUNDRI TE	388.90-	8,317,749.62
8/03 WIRE-OUT	20182150029700 SHORE SHORE FUNDING SOLUTIONS INC	860.00-	8,316,889.62
8/03 WIRE-OUT	20182150023600 ROC FU ROC FUNDING GROUP LLC	1,000.00-	8,315,889.62
8/03 WIRE-OUT	20182150023200 PATLOL PATLOLA RATHNAKER	1,041.66-	8,314,847.96
8/03 WIRE-OUT	20182150029900 PRI ORI PRIORITY FUNDING SOLUTIONS, IN C	1,600.00-	8,313,247.96
8/03 WIRE-OUT	20182150023100 CAMA S CAMA SDIRA CUSTODIAL	2,000.00-	8,311,247.96
8/03 WIRE-OUT	20182150022600 EAGLE EAGLE FUNDING PARTNERS	2,144.05-	8,309,103.91
8/03 WIRE-OUT	20182150023300 CAMA S CAMA SDIRA CUSTODIAL	2,455.00-	8,306,648.91

Date 8/31/18
 Account Number
 Enclosures

Page 3
██████████ 4169

COMPLETE BUSINESS SOLUTIONS GROUP INC
 DBA PAR FUNDING
 CAPITAL
 141 N 2ND ST
 PHILADELPHIA PA 19106

COMMERCIAL CHECKING

██████████ 4169 (Continued)

Activity in Date Order		Credits	Debits
Date	Description		
8/03	WI RE-OUT 20182150029800 MPF IN MPF INC	6,044.62-	8,300,604.29
8/03	WI RE-OUT 20182150029600 AQUINA AQUINAS CAPITAL	12,327.68-	8,288,276.61
8/03	WI RE-OUT 20182150022900 DANIEL DANIEL AND JOANN CISTONE	13,333.33-	8,274,943.28
8/03	WI RE-OUT 20182150030100 U.S BU U.S BUSINESS FINANCE CORPORATI ON	18,000.00-	8,256,943.28
8/03	WI RE-OUT 20182150023000 MI CHAE MICHAEL CHEHEBAR LLC	20,833.33-	8,236,109.95
8/03	WI RE-OUT 20182150030000 SYNERG SYNERGY CAPITAL	66,392.25-	8,169,717.70
8/03	WI RE-OUT 20182150022800 RAINER RAINER & LLOYD ASSOCIATES LLC	76,516.80-	8,093,200.90
8/03	WI RE-OUT 20182150023500 BETA A BETA ABIGAIL INC	232,514.80-	7,860,686.10
8/03	WI RE-OUT 20182150023400 NEW FI NEW FIELD VENTURES	348,772.20-	7,511,913.90
8/03	WI RE-OUT 20182150022500 CS2000 CS2000	660,765.57-	6,851,148.33
8/06	Trsf from Par Operating Confirmation number 806181398	246,279.16	7,097,427.49
8/06	WI RE-OUT 20182180026000 ALLEN ALLEN METZGER	2,000.00-	7,095,427.49
8/06	WI RE-OUT 20182180025500 CAMA S CAMA SDIRA CUSTODIAL	2,083.33-	7,093,344.16
8/06	WI RE-OUT 20182180025400 SERGIO SERGIO RABACA	2,083.33-	7,091,260.83
8/06	WI RE-OUT 20182180025900 ELEFTH ELEFATHERIOS VITALIS	2,250.00-	7,089,010.83
8/06	WI RE-OUT 20182180025300 CAMA S CAMA SDIRA CUSTODIAL	2,821.25-	7,086,189.58
8/06	WI RE-OUT 20182180025200 BARATE BARATECH LLC	4,250.00-	7,081,939.58
8/06	WI RE-OUT 20182180026100 JOSE A JOSE ALVES	4,520.83-	7,077,418.75

Date 8/31/18
 Account Number
 Encl osures

Page 4
 4169

COMPLETE BUSINESS SOLUTIONS GROUP INC
 DBA PAR FUNDING
 CAPITAL
 141 N 2ND ST
 PHILADELPHIA PA 19106

COMMERCIAL CHECKING 4169 (Continued)

Activity in Date Order		Credi ts	Debi ts
8/06 WIRE-OUT 20182180025700 KMT CA		5,203.33-	7,072,215.42
KMT CAPITAL PARTNERS			
8/06 WIRE-OUT 20182180025600 ELLEN		11,833.33-	7,060,382.09
ELLEN AND STEPHEN STRAUSS			
8/06 WIRE-OUT 20182180026200 EAGLE		47,000.00-	7,013,382.09
EAGLE SIX CONSULTANTS			
8/06 WIRE-OUT 20182180025800 PAR EQ		130,750.00-	6,882,632.09
PAR EQUITY FUND LENDERS			
8/07 Trsf from Par Operating	215,400.37		7,098,032.46
Confirmation number 807180310			
8/07 WIRE-OUT 20182190016500 EAGLE		720.00-	7,097,312.46
EAGLE & TRUST, LLC			
8/07 WIRE-OUT 20182190014100 JOHN S		810.42-	7,096,502.04
JOHN SOMPLASKY			
8/07 WIRE-OUT 20182190016400 LIQUID		1,200.00-	7,095,302.04
LIQUIDUS FUNDING LLC			
8/07 WIRE-OUT 20182190014000 MARI EL		2,333.33-	7,092,968.71
MARIELLEN DOIG			
8/07 WIRE-OUT 20182190016100 HAMIL T		3,136.26-	7,089,832.45
HAMILTON ADVANCE INC			
8/07 WIRE-OUT 20182190016200 MONET		11,430.28-	7,078,402.17
MONET CAPITAL LLC			
8/07 WIRE-OUT 20182190016300 MORGAN		15,426.31-	7,062,975.86
MORGAN CASH			
8/07 WIRE-OUT 20182190016600 CARDIN		38,489.60-	7,024,486.26
CARDINAL EQUITY, LLC			
8/07 WIRE-OUT 20182190014200 EAGLE		350,000.00-	6,674,486.26
EAGLE SIX CONSULTANTS			
8/08 WIRE-IN 20182200001000 DUE TO	38,454.60		6,712,940.86
RTN IMAD 20180807MMQFMPFW00004			
6			
8/08 Trsf from Par Operating	252,816.34		6,965,757.20
Confirmation number 808180272			
8/08 WIRE-OUT 20182200027400 FARMER		450.00-	6,965,307.20
FARMERS CAPITAL			
8/08 WIRE-OUT 20182200021700 FRANK		1,000.00-	6,964,307.20
FRANK GREENE			
8/08 WIRE-OUT 20182200021800 CAMA S		1,000.00-	6,963,307.20
CAMA SDIRA CUSTODIAL			

Date 8/31/18
 Account Number
 Encl osures

Page 5
 4169

COMPLETE BUSINESS SOLUTIONS GROUP INC
 DBA PAR FUNDING
 CAPITAL
 141 N 2ND ST
 PHILADELPHIA PA 19106

COMMERCIAL CHECKING 4169 (Continued)

Activity in Date Order		Credi ts	Debi ts
Date	Descri ption		
8/08	WI RE-OUT 20182200026800 MPF IN MPF INC	1, 285. 44-	6, 962, 021. 76
8/08	WI RE-OUT 20182200027200 ASCEND ASCENDANCY CORP	2, 078. 67-	6, 959, 943. 09
8/08	WI RE-OUT 20182200021900 CAMA S CAMA SDIRA CUSTODIAL	2, 918. 75-	6, 957, 024. 34
8/08	WI RE-OUT 20182200027300 FIRST FIRST CHOICE CAPITAL SOLUTIONS	3, 531. 92-	6, 953, 492. 42
8/08	WI RE-OUT 20182200022100 RALPH RALPH MULDOON	4, 500. 00-	6, 948, 992. 42
8/08	WI RE-OUT 20182200027000 BRIDGE BRIDGE CAPITAL SERVICES	4, 780. 92-	6, 944, 211. 50
8/08	WI RE-OUT 20182200026900 HARDWI HARDWICK INVESTORS GROUP LLC	6, 660. 00-	6, 937, 551. 50
8/08	WI RE-OUT 20182200022000 DAVI D DAVID WIGGINS	7, 083. 33-	6, 930, 468. 17
8/08	WI RE-OUT 20182200027100 MORGAN MORGAN CASH	10, 160. 00-	6, 920, 308. 17
8/08	WI RE-OUT 20182200014200 CARDIN CARDINAL EQUITY, LLC	38, 489. 60-	6, 881, 818. 57
8/08	WI RE-OUT 20182200022200 EAGLE EAGLE SIX CONSULTANTS	60, 000. 00-	6, 821, 818. 57
8/08	WI RE-OUT 20182200027500 LME 20 LME 2017 FAMILY TRUST	1, 380, 000. 00-	5, 441, 818. 57
8/09	Trsf from Par Operating Confirmation number 809180300		1, 312, 095. 84
8/09	WI RE-OUT 20182210017500 MONET MONET CAPITAL LLC	1, 800. 00-	6, 752, 114. 41
8/09	WI RE-OUT 20182210017100 ANTHON ANTHONY GUSTAITIS	2, 083. 33-	6, 750, 031. 08
8/09	WI RE-OUT 20182210017600 BRIDGE BRIDGE CAPITAL SERVICES	2, 716. 56-	6, 747, 314. 52
8/09	WI RE-OUT 20182210017000 TIMOTH TIMOTHY HUGHES	11, 250. 00-	6, 736, 064. 52
8/09	WI RE-OUT 20182210017700 WATER WATER STREET CAPITAL PARTNERS LLC	16, 110. 00-	6, 719, 954. 52
8/09	WI RE-OUT 20182210016900 CAMA S CAMA SDIRA CUSTODIAL	16, 977. 18-	6, 702, 977. 34

Date 8/31/18
 Account Number
 Enclosures Page 6
 ■■■4169

COMPLETE BUSINESS SOLUTIONS GROUP INC
 DBA PAR FUNDING
 CAPITAL
 141 N 2ND ST
 PHILADELPHIA PA 19106

COMMERCIAL CHECKING ■■■4169 (Continued)

Activity in Date Order		Credits	Debits
8/09 WIRE-OUT	20182210017300 EAGLE EAGLE SIX CONSULTANTS	43,000.00-	6,659,977.34
8/09 WIRE-OUT	20182210017400 RAINER RAINER & LLOYD ASSOCIATES LLC	60,847.00-	6,599,130.34
8/09 WIRE-OUT	20182210016800 CAMA S CAMA SDIRA CUSTODIAL	67,000.00-	6,532,130.34
8/09 WIRE-OUT	20182210017200 LME 20 LME 2017 FAMILY TRUST	1,620,000.00-	4,912,130.34
8/09 Transf to FSP Operating	Confirmation number 809180358	100,000.00-	4,812,130.34
8/10 Trsf from Par Operating	Confirmation number 810180478	259,885.87	5,072,016.21
8/10 WIRE-OUT	20182220025700 FUNDRI FUNDRITE	388.90-	5,071,627.31
8/10 WIRE-OUT	20182220027700 ROC FU ROC FUNDING GROUP LLC	1,800.00-	5,069,827.31
8/10 WIRE-OUT	20182220027800 HAMILT HAMILTON ADVANCE INC	1,918.56-	5,067,908.75
8/10 WIRE-OUT	20182220025600 EAGLE EAGLE FUNDING PARTNERS	2,180.05-	5,065,728.70
8/10 WIRE-OUT	20182220026700 CAMA S CAMA SDIRA CUSTODIAL	2,270.00-	5,063,458.70
8/10 WIRE-OUT	20182220026800 JOSEPH JOSEPH DI LORENZO	3,125.00-	5,060,333.70
8/10 WIRE-OUT	20182220026400 RENEE RENEE ROMAGNOLE	3,333.34-	5,057,000.36
8/10 WIRE-OUT	20182220027000 SHERPA SHERPA 1 INCOME FUND LLC	3,516.66-	5,053,483.70
8/10 WIRE-OUT	20182220027300 MID AT MID ATLANTIC MCA FUND	3,525.00-	5,049,958.70
8/10 WIRE-OUT	20182220027200 FIDELI FIDELIS FINANCIAL FINANCING	4,583.33-	5,045,375.37
8/10 WIRE-OUT	20182220026500 ED HUR ED HURD	5,000.00-	5,040,375.37
8/10 WIRE-OUT	20182220027900 MONET MONET CAPITAL LLC	6,880.00-	5,033,495.37
8/10 WIRE-OUT	20182220025800 RAINER RAINER & LLOYD ASSOCIATES	6,995.80-	5,026,499.57

Date 8/31/18
 Account Number
 Enclosures

Page 7
 4169

COMPLETE BUSINESS SOLUTIONS GROUP INC
 DBA PAR FUNDING
 CAPITAL
 141 N 2ND ST
 PHILADELPHIA PA 19106

COMMERCIAL CHECKING

4169 (Continued)

Activity in Date	Order	Description	Credits	Debits
8/10	WI RE-OUT	20182220027500 LWM IN LWM INCOME FUND	7,933.33-	5,018,566.24
8/10	WI RE-OUT	20182220027400 WELLEN WELLEN FUND 1 LLC	10,850.00-	5,007,716.24
8/10	WI RE-OUT	20182220026300 JOSEF JOSEF CHEHEBAR	12,500.00-	4,995,216.24
8/10	WI RE-OUT	20182220027600 MARINE MARINER INCOME FUNDING	14,550.00-	4,980,666.24
8/10	WI RE-OUT	20182220027100 CAPRIC CAPRI CORN INCOME FUND	32,842.50-	4,947,823.74
8/10	WI RE-OUT	20182220026600 HERITA HERITAGE BUSINESS CONSULTING	39,520.83-	4,908,302.91
8/10	WI RE-OUT	20182220026200 GEMJ C GEMJ CHEHEBAR	71,666.66-	4,836,636.25
8/10	WI RE-OUT	20182220026100 ISAAC ISAAC SHEHEBAR 2008 AIJJ GRANT OR	86,666.67-	4,749,969.58
8/10	WI RE-OUT	20182220026900 THE VI THE VICTORY BANK	166,268.33-	4,583,701.25
8/10	WI RE-OUT	20182220026000 ISAAC ISAAC SHEHEBAR	208,833.33-	4,374,867.92
8/10	WI RE-OUT	20182220025900 ALBERT ALBERT CHEHEBAR	274,166.66-	4,100,701.26
8/13	WI RE-IN	20182250009100 BANK OP RETURN OF FUNDS	86,626.67	4,187,327.93
8/13	Trsf from Par	Operating Confirmation number 813181368	3,170,442.21	7,357,770.14
8/13	WI RE-OUT	20182250015600 NATION NATIONAL FINANCIAL SERVICES LLC	1,250.00-	7,356,520.14
8/13	WI RE-OUT	20182250015800 CAMA S CAMA SDIRA CUSTODIAL	2,166.67-	7,354,353.47
8/13	WI RE-OUT	20182250015900 CAMA S CAMA SDIRA CUSTODIAL	3,937.50-	7,350,415.97
8/13	WI RE-OUT	20182250015700 CHARLE CHARLES SCHWAB	8,700.00-	7,341,715.97
8/13	WI RE-OUT	20182250016200 JPP HO JPP HOLDINGS LLC	9,793.20-	7,331,922.77

Date 8/31/18 Page 8
 Account Number [REDACTED] 4169
 Enclosures

COMPLETE BUSINESS SOLUTIONS GROUP INC
 DBA PAR FUNDING
 CAPITAL
 141 N 2ND ST
 PHILADELPHIA PA 19106

COMMERCIAL CHECKING [REDACTED] 4169 (Continued)

Activity in Date Order		Credits	Debits
Date	Description		
8/13	WI RE-OUT 20182250015500 GAMED GAMED LLC	41,666.67-	7,290,256.10
8/13	WI RE-OUT 20182250016100 EAGLE EAGLE SIX CONSULTANTS	46,500.00-	7,243,756.10
8/13	WI RE-OUT 20182250011300 ISAAC ISAAC SHEHEBAR 2008 AIJJ GRANT OR	86,666.67-	7,157,089.43
8/13	WI RE-OUT 20182250016000 CAMA S CAMA SDIRA CUSTODIAL	133,402.50-	7,023,686.93
8/13	WI RE-OUT 20182250015400 CS2000 CS2000	655,546.55-	6,368,140.38
8/14	Trsf from Par Operating 224,868.97 Confirmation number 814180283		6,593,009.35
8/14	WI RE-OUT 20182260022400 CRAIG CRAIG MCFOY	750.00-	6,592,259.35
8/14	WI RE-OUT 20182260027700 EAGLE EAGLE & TRUST, LLC	840.00-	6,591,419.35
8/14	WI RE-OUT 20182260022500 CAMA S CAMA SDIRA CUSTODIAL	1,250.00-	6,590,169.35
8/14	WI RE-OUT 20182260022100 STEVEN STEVEN CHEHEBAR	1,458.33-	6,588,711.02
8/14	WI RE-OUT 20182260022200 RONALD RONALD ANDERSON	2,000.00-	6,586,711.02
8/14	WI RE-OUT 20182260022300 STEPHE STEPHEN ANDERSON	2,000.00-	6,584,711.02
8/14	WI RE-OUT 20182260022600 BIZ BU BIZ BUY SOLUTIONS	2,333.33-	6,582,377.69
8/14	WI RE-OUT 20182260027800 MPF IN MPF INC	2,500.00-	6,579,877.69
8/14	WI RE-OUT 20182260021800 CHERIE CHERIE CHEHEBAR	3,125.00-	6,576,752.69
8/14	WI RE-OUT 20182260021900 ALBERT ALBERT E CHEHEBAR	3,645.83-	6,573,106.86
8/14	WI RE-OUT 20182260022000 JOYCE JOYCE CHEHEBAR	4,687.50-	6,568,419.36
8/14	WI RE-OUT 20182260027500 CONSOL CONSOLIDATED FUNDING, INC	4,900.00-	6,563,519.36
8/14	WI RE-OUT 20182260027600 FIRST FIRST CHOICE CAPITAL SOLUTIONS	5,704.48-	6,557,814.88

Date 8/31/18
 Account Number
 Encl osures

Page 9
 4169

COMPLETE BUSINESS SOLUTIONS GROUP INC
 DBA PAR FUNDING
 CAPITAL
 141 N 2ND ST
 PHILADELPHIA PA 19106

COMMERCIAL CHECKING 4169 (Continued)

Activity in Date Order	Description	Credits	Debits
8/14 WIRE-OUT	20182260028000 BITXFU BITXFUNDING, L. L. C	6,098.00-	6,551,716.88
8/14 WIRE-OUT	20182260022700 MICHAEL MICHAEL COPSKEY	6,250.00-	6,545,466.88
8/14 WIRE-OUT	20182260027400 PRIORI PRIORITY FUNDING SOLUTIONS, IN C	7,342.60-	6,538,124.28
8/14 WIRE-OUT	20182260027900 24 CAP 24 CAPITAL LLC	16,704.80-	6,521,419.48
8/14 WIRE-OUT	20182260022800 EAGLE EAGLE SIX CONSULTANTS	41,000.00-	6,480,419.48
8/15 Trsf from Par Operating	Confirmation number 815180448	257,132.89	6,737,552.37
8/15 WIRE-OUT	20182270030400 SYNERG SYNERGY CAPITAL	1,740.00-	6,735,812.37
8/15 WIRE-OUT	20182270030600 JAYDEE JAYDEE VENTURES LLC	2,050.00-	6,733,762.37
8/15 WIRE-OUT	20182270025400 FRANK FRANK RINAUDO	2,500.00-	6,731,262.37
8/15 WIRE-OUT	20182270025300 CAMA S CAMA SDIRA CUSTODIAL	4,500.00-	6,726,762.37
8/15 WIRE-OUT	20182270026000 MCA NA MCA NATIONAL FUND	5,270.83-	6,721,491.54
8/15 WIRE-OUT	20182270025600 PERRY PERRY AND CARLA ABBONIZIO	6,250.00-	6,715,241.54
8/15 WIRE-OUT	20182270025800 FOUNDA FOUNDATION SETTLEMENT MANAGEME NT	6,450.00-	6,708,791.54
8/15 WIRE-OUT	20182270025900 MCA CA MCA CAPITAL FUND	8,250.00-	6,700,541.54
8/15 WIRE-OUT	20182270026400 PETER PETER J CURLEE, GENERAL CONTRA CTOR	8,522.72-	6,692,018.82
8/15 WIRE-OUT	20182270025200 TEMBER TEMBER C. EATON TRUST	10,000.00-	6,682,018.82
8/15 WIRE-OUT	20182270025500 STEPHE STEPHEN FARBER	10,416.67-	6,671,602.15
8/15 WIRE-OUT	20182270025100 PATRIC PATRICK GIBBONS	12,000.00-	6,659,602.15

Date 8/31/18
 Account Number
 Enclosures

Page 10
██████████ 4169

COMPLETE BUSINESS SOLUTIONS GROUP INC
 DBA PAR FUNDING
 CAPITAL
 141 N 2ND ST
 PHILADELPHIA PA 19106

COMMERCIAL CHECKING ██████████ 4169 (Continued)

Activity in Date Order		Credits	Debits
8/15 WIRE-OUT 20182270030500 PRIME		15,540.00-	6,644,062.15
PRIME CAPITAL SOURCES LLC			
8/15 WIRE-OUT 20182270025700 JTRE L		45,833.33-	6,598,228.82
JTRE LLC			
8/15 WIRE-OUT 20182270026100 CAMA S		58,500.00-	6,539,728.82
CAMA SDIRA CUSTODIAL			
8/15 WIRE-OUT 20182270026300 EAGLE		96,000.00-	6,443,728.82
EAGLE SIX CONSULTANTS			
8/15 WIRE-OUT 20182270026200 CAMA S		107,429.50-	6,336,299.32
CAMA SDIRA CUSTODIAL			
8/16 WIRE-IN 20182280000300 COMPLET	6,250.00		6,342,549.32
8/16 Trsf from Par Operating	270,151.27		6,612,700.59
Confirmation number 816180344			
8/16 WIRE-OUT 20182280025300 WILLIA		1,302.08-	6,611,398.51
WILLIAM FLEISHER			
8/16 WIRE-OUT 20182280028800 TYRIAN		2,865.00-	6,608,533.51
TYRIAN BULL FUNDING			
8/16 WIRE-OUT 20182280025200 CAMA S		3,750.00-	6,604,783.51
CAMA SDIRA CUSTODIAL			
8/16 WIRE-OUT 20182280028900 JPP HO		5,814.68-	6,598,968.83
JPP HOLDINGS LLC			
8/16 WIRE-OUT 20182280025100 PERRY		6,250.00-	6,592,718.83
PERRY AND CARLA ABBONIZIO			
8/16 WIRE-OUT 20182280025600 MEDE I		6,250.00-	6,586,468.83
MEDE II HOLDINGS			
8/16 WIRE-OUT 20182280029000 I FUND		6,325.88-	6,580,142.95
I FUND DAILY LLC			
8/16 WIRE-OUT 20182280025500 DANIEL		10,416.67-	6,569,726.28
DANIELLE HALABI			
8/16 WIRE-OUT 20182280025900 GENOVE		42,977.58-	6,526,748.70
GENOVESE JOBLove & BATTIST			
A			
8/16 WIRE-OUT 20182280026000 EAGLE		49,500.00-	6,477,248.70
EAGLE SIX CONSULTANTS			
8/16 WIRE-OUT 20182280025400 NASHI		61,187.50-	6,416,061.20
NASHI INC			
8/16 WIRE-OUT 20182280025800 CAMA S		170,250.00-	6,245,811.20
CAMA SDIRA CUSTODIAL			

Date 8/31/18
 Account Number
 Enclosures

Page 11
 4169

COMPLETE BUSINESS SOLUTIONS GROUP INC
 DBA PAR FUNDING
 CAPITAL
 141 N 2ND ST
 PHILADELPHIA PA 19106

COMMERCIAL CHECKING 4169 (Continued)

Activity in Date Order	Description	Credits	Debits
8/16 WIRE-OUT	20182280025700 CATHER CATHERINE PALMER	252,604.16-	5,993,207.04
8/17 Trsf from Par Operating	Confirmation number 817180491	279,380.70	6,272,587.74
8/17 WIRE-OUT	20182290025000 CAMA S CAMA SDIRA CUSTODIAL	270.00-	6,272,317.74
8/17 WIRE-OUT	20182290024700 FUNDRI FUNDRITE	388.90-	6,271,928.84
8/17 WIRE-OUT	20182290025900 EXPRES EXPRESS FUNDING INC	960.00-	6,270,968.84
8/17 WIRE-OUT	20182290025400 NASHI NASHI INC	1,000.00-	6,269,968.84
8/17 WIRE-OUT	20182290024500 BG SKY BG SKY TRADE LLC	1,700.00-	6,268,268.84
8/17 WIRE-OUT	20182290024900 ANTONI ANTONIO RABACA	2,083.33-	6,266,185.51
8/17 WIRE-OUT	20182290024600 EAGLE EAGLE FUNDING PARTNERS	2,187.97-	6,263,997.54
8/17 WIRE-OUT	20182290025800 RSN CO RSN CONSULTANTS, INC	6,559.61-	6,257,437.93
8/17 WIRE-OUT	20182290025500 CAMA S CAMA SDIRA CUSTODIAL	16,729.50-	6,240,708.43
8/17 WIRE-OUT	20182290024800 RAINER RAINER & LLOYD ASSOCIATES LLC	28,695.80-	6,212,012.63
8/17 WIRE-OUT	20182290025600 EAGLE EAGLE SIX CONSULTANTS	38,000.00-	6,174,012.63
8/17 WIRE-OUT	20182290025200 STEVEN STEVEN CARNWATH	67,000.00-	6,107,012.63
8/17 WIRE-OUT	20182290025300 CAMA S CAMA SDIRA CUSTODIAL	98,013.00-	6,008,999.63
8/17 WIRE-OUT	20182290025100 AQUETO AQUETONG	202,083.33-	5,806,916.30
8/17 WIRE-OUT	20182290025700 VISION VISION SOLAR LLC	300,000.00-	5,506,916.30
8/17 WIRE-OUT	20182290024400 CS2000 CS2000	710,384.43-	4,796,531.87
8/20 WIRE-IN	20182320025400 PHL GEN COMPLETE BUSI NESS SOLUTI ONS GR	67,000.00	4,863,531.87

Date 8/31/18
 Account Number
 Enclosures

Page 12
██████████ 4169

COMPLETE BUSINESS SOLUTIONS GROUP INC
 DBA PAR FUNDING
 CAPITAL
 141 N 2ND ST
 PHILADELPHIA PA 19106

COMMERCIAL CHECKING ██████████ 4169 (Continued)

Activity in Date Order	Description	Credits	Debits
	OUP I		
8/20	Trsf from Par Operating Confirmation number 820181494	283,018.35	5,146,550.22
8/20	WI RE-OUT 20182320018300 CAMA S CAMA SDIRA CUSTODIAL	520.83-	5,146,029.39
8/20	WI RE-OUT 20182320018400 CAMA S CAMA SDIRA CUSTODIAL	1,031.25-	5,144,998.14
8/20	WI RE-OUT 20182320017600 LINDA LINDA AND MICHAEL BERKOWITZ	1,666.67-	5,143,331.47
8/20	WI RE-OUT 20182320017800 PATRIC PATRICIA RODRIGUEZ	2,000.00-	5,141,331.47
8/20	WI RE-OUT 20182320018200 CAMA S CAMA SDIRA CUSTODIAL	2,083.33-	5,139,248.14
8/20	WI RE-OUT 20182320018100 DANIEL DANIEL KANE	2,739.58-	5,136,508.56
8/20	WI RE-OUT 20182320017900 DANIEL DANIEL SIEGEL	3,125.00-	5,133,383.56
8/20	WI RE-OUT 20182320018000 KAREN KAREN SMITH	10,125.00-	5,123,258.56
8/20	WI RE-OUT 20182320017400 ROBERT ROBERT FREI	10,416.67-	5,112,841.89
8/20	WI RE-OUT 20182320023100 EML CA EML CAPITAL GROUP INC	10,457.72-	5,102,384.17
8/20	WI RE-OUT 20182320017700 EZRA S EZRA SHEHEBAR LLC	20,833.34-	5,081,550.83
8/20	WI RE-OUT 20182320016000 ISAAC ISAAC BENNET SALES AGENCIES	25,000.00-	5,056,550.83
8/20	WI RE-OUT 20182320017500 SHE' ER SHE' ERIT EZRA INC	25,000.00-	5,031,550.83
8/20	WI RE-OUT 20182320018500 FAI SAL FAI SAL JAMEEL	253,125.00-	4,778,425.83
8/20	WI RE-OUT 20182320018600 CAMA S CAMA SDIRA CUSTODIAL	285,000.00-	4,493,425.83
8/21	Trsf from Par Operating Confirmation number 821180272	313,517.85	4,806,943.68
8/21	WI RE-OUT 20182330018000 RSN CO RSN CONSULTANTS, INC	2,400.00-	4,804,543.68
8/21	WI RE-OUT 20182330017900 JD MER JD MERCHANT CAPITAL LLC	2,424.00-	4,802,119.68

Date 8/31/18
 Account Number
 Enclosures

Page 13
 4169

COMPLETE BUSINESS SOLUTIONS GROUP INC
 DBA PAR FUNDING
 CAPITAL
 141 N 2ND ST
 PHILADELPHIA PA 19106

COMMERCIAL CHECKING

4169 (Continued)

Activity in Date Order	Description	Credits	Debits
8/21	WI RE-OUT 20182330021500 ZHONG ZHONG JU GUO	3,000.00-	4,799,119.68
8/21	WI RE-OUT 20182330018200 HAMILT HAMILTON ADVANCE INC	3,112.00-	4,796,007.68
8/21	WI RE-OUT 20182330021400 ENERGY ENERGY INDUSTRIES	3,400.00-	4,792,607.68
8/21	WI RE-OUT 20182330018100 BRIDGE BRIDGE CAPITAL SERVICES	10,300.00-	4,782,307.68
8/21	WI RE-OUT 20182330021300 GARY N GARY NITSCHE	30,000.00-	4,752,307.68
8/21	WI RE-OUT 20182330021900 STEVEN STEVEN CARNWATH	67,000.00-	4,685,307.68
8/21	WI RE-OUT 20182330021800 EAGLE EAGLE SIX CONSULTANTS	125,000.00-	4,560,307.68
8/21	WI RE-OUT 20182330021700 EDWARD EDWARD CALLAN JR	202,083.33-	4,358,224.35
8/21	WI RE-OUT 20182330021600 CAMA S CAMA SDIRA CUSTODIAL	253,125.00-	4,105,099.35
8/22	Trsf from Par Operating Confirmation number 822180307	241,540.77	4,346,640.12
8/22	WI RE-OUT 20182340013800 CAMA S CAMA SDIRA CUSTODIAL	5,412.50-	4,341,227.62
8/22	WI RE-OUT 20182340013900 PHOENI PHOENIX RISING PRODUCTIONS	8,333.33-	4,332,894.29
8/22	WI RE-OUT 20182340014100 TYRIAN TYRIAN BULL FUNDING	12,337.14-	4,320,557.15
8/22	WI RE-OUT 20182340014200 RAINER RAINER & LLOYD ASSOCIATES LLC	23,308.00-	4,297,249.15
8/22	WI RE-OUT 20182340014000 EAGLE EAGLE SIX CONSULTANTS	29,500.00-	4,267,749.15
8/23	Trsf from Par Operating Confirmation number 823180330	271,983.53	4,539,732.68
8/23	WI RE-OUT 20182350019200 CHRIST CHRISTOPHER PANARO	1,562.50-	4,538,170.18
8/23	WI RE-OUT 20182350019300 CRAIG CRAIG SCOTT JR AND MELISSA SCOTT	4,500.00-	4,533,670.18

Date 8/31/18
 Account Number
 Enclosures

Page 14
 4169

COMPLETE BUSINESS SOLUTIONS GROUP INC
 DBA PAR FUNDING
 CAPITAL
 141 N 2ND ST
 PHILADELPHIA PA 19106

COMMERCIAL CHECKING 4169 (Continued)

Activity in Date Order		Credits	Debits
8/23 WIRE-OUT 20182350019400 EAGLE		46,000.00-	4,487,670.18
EAGLE SIX CONSULTANTS			
8/23 Trnsf to FSP Operating		90,000.00-	4,397,670.18
Confirmation number 823180799			
8/24 Trsf from Par Operating	271,514.53		4,669,184.71
Confirmation number 824180413			
8/24 WIRE-OUT 20182360025400 FUNDRI		388.90-	4,668,795.81
FUNDRITE			
8/24 WIRE-OUT 20182360025600 OSAGIE		1,250.00-	4,667,545.81
OSAGIE IMASOGIE			
8/24 WIRE-OUT 20182360026800 JOHN H		2,083.33-	4,665,462.48
JOHN HOGAN			
8/24 WIRE-OUT 20182360025300 EAGLE		2,093.51-	4,663,368.97
EAGLE FUNDING PARTNERS			
8/24 WIRE-OUT 20182360026700 WELLEN		3,350.00-	4,660,018.97
WELLEN FUND 1 LLC			
8/24 WIRE-OUT 20182360025800 RI CHAR		4,083.83-	4,655,935.14
RI CHARD GAWARZEWSKI			
8/24 WIRE-OUT 20182360027700 HAMILT		4,320.00-	4,651,615.14
HAMILTON ADVANCE INC			
8/24 WIRE-OUT 20182360013500 RENEWA		4,965.00-	4,646,650.14
RENEWABLE SOLUTIONS			
8/24 WIRE-OUT 20182360025700 CAMA S		5,140.00-	4,641,510.14
CAMA SDIRA CUSTODIAL			
8/24 WIRE-OUT 20182360025500 RAINER		6,995.80-	4,634,514.34
RAINER & LLOYD ASSOCIATES			
LLC			
8/24 WIRE-OUT 20182360026300 MARINE		7,033.33-	4,627,481.01
MARINER INCOME FUNDING			
8/24 WIRE-OUT 20182360027000 MERCHA		8,383.33-	4,619,097.68
MERCHANT SERVICES INCOME FUND			
8/24 WIRE-OUT 20182360026900 CAPE C		9,450.00-	4,609,647.68
CAPE CODE INCOME FUND			
8/24 WIRE-OUT 20182360009700 VICTOR		9,965.00-	4,599,682.68
VICTORY SUPPORT SERVICES INC			
8/24 WIRE-OUT 20182360026200 FIDELI		10,133.32-	4,589,549.36
FIDELIS FINANCIAL FINANCING			
8/24 WIRE-OUT 20182360026600 RETIRE		11,666.66-	4,577,882.70
RETIREMENT EVOLUTION INCOME FU			

Date 8/31/18
 Account Number
 Enclosures

Page 15
 4169

COMPLETE BUSINESS SOLUTIONS GROUP INC
 DBA PAR FUNDING
 CAPITAL
 141 N 2ND ST
 PHILADELPHIA PA 19106

COMMERCIAL CHECKING

4169 (Continued)

Activity in Date Order	Date	Description	Credits	Debits
		ND		
	8/24	WI RE-OUT 20182360026400 MID AT MID ATLANTIC MCA FUND	14,250.00-	4,563,632.70
	8/24	WI RE-OUT 20182360026000 SHERPA SHERPA 1 INCOME FUND LLC	16,749.99-	4,546,882.71
	8/24	WI RE-OUT 20182360026500 LWM IN LWM INCOME FUND	17,328.33-	4,529,554.38
	8/24	WI RE-OUT 20182360009600 MODERN MODERN LIVING SUPPLIES, INC	24,001.00-	4,505,553.38
	8/24	WI RE-OUT 20182360027100 NEW FI NEW FIELD VENTURES	25,000.00-	4,480,553.38
	8/24	WI RE-OUT 20182360009500 ROC FU ROC FUNDING GROUP LLC	25,950.47-	4,454,602.91
	8/24	WI RE-OUT 20182360026100 CAPRIC CAPRICORN INCOME FUND	31,245.00-	4,423,357.91
	8/24	WI RE-OUT 20182360009800 C AND C AND N TRANSPORT LLC	49,965.00-	4,373,392.91
	8/24	WI RE-OUT 20182360027600 SSN SE SSN SERVICES INC DEFINED BENEF IT	136,890.00-	4,236,502.91
	8/24	WI RE-OUT 20182360025900 THE VI THE VICTORY BANK	190,548.32-	4,045,954.59
	8/24	WI RE-OUT 20182360027400 GLEN C GLEN COLE	202,083.33-	3,843,871.26
	8/24	WI RE-OUT 20182360027300 THE VI THE VICTORY BANK	202,083.33-	3,641,787.93
	8/24	WI RE-OUT 20182360027500 THE VI THE VICTORY BANK	202,083.33-	3,439,704.60
	8/24	WI RE-OUT 20182360027200 FRAN C FRAN CASSIDY	203,000.00-	3,236,704.60
	8/24	WI RE-OUT 20182360009400 U. C. C U. C. CONSOLIDATION, LLC	245,000.00-	2,991,704.60
	8/24	WI RE-OUT 20182360025200 CS2000 CS2000	734,136.70-	2,257,567.90
	8/27	Trsf from Par Operating Confirmation number 827181387	685,882.90	2,943,450.80
	8/27	WI RE-OUT 20182390024200 DIAMON DIAMOND CAPITAL FUNDING INC	1,200.00-	2,942,250.80

Date 8/31/18
 Account Number
 Enclosures

Page 16
 4169

COMPLETE BUSINESS SOLUTIONS GROUP INC
 DBA PAR FUNDING
 CAPITAL
 141 N 2ND ST
 PHILADELPHIA PA 19106

COMMERCIAL CHECKING

4169 (Continued)

Activity in Date Order		Credits	Debits
Date	Description		
8/27	WI RE-OUT 20182390020200 CAMA S CAMA SDIRA CUSTODIAL	2,000.00-	2,940,250.80
8/27	WI RE-OUT 20182390020400 ZUDY S ZUDY SHEHEBAR	2,500.00-	2,937,750.80
8/27	WI RE-OUT 20182390020800 DANI EL DANI EL SIEGEL	2,500.00-	2,935,250.80
8/27	WI RE-OUT 20182390020300 MARI E MARI E T. BEEBE	2,604.16-	2,932,646.64
8/27	WI RE-OUT 20182390020000 JOSEPH JOSEPH CELLINI	3,187.50-	2,929,459.14
8/27	WI RE-OUT 20182390019700 STEVEN STEVEN FREI	4,166.66-	2,925,292.48
8/27	WI RE-OUT 20182390024100 AYN CA AYN CAPITAL FUNDING LLC	5,886.78-	2,919,405.70
8/27	WI RE-OUT 20182390019800 LINDSA LINDSAY BLAKE INC	6,770.83-	2,912,634.87
8/27	WI RE-OUT 20182390023900 ASCEND ASCENDANCY CORP	9,600.00-	2,903,034.87
8/27	WI RE-OUT 20182390020500 JOSEPH JOSEPH LEVY	12,500.00-	2,890,534.87
8/27	WI RE-OUT 20182390019900 CAMA S CAMA SDIRA CUSTODIAL	15,060.00-	2,875,474.87
8/27	WI RE-OUT 20182390024000 IBA BU IBA BUSINESS SOLUTIONS, LLC	15,183.59-	2,860,291.28
8/27	WI RE-OUT 20182390020100 DAKOTA DAKOTA JOY HOLDINGS	20,000.00-	2,840,291.28
8/27	WI RE-OUT 20182390020900 EAGLE EAGLE SIX CONSULTANTS	65,000.00-	2,775,291.28
8/27	WI RE-OUT 20182390020700 CAMA S CAMA SDIRA CUSTODIAL	101,041.67-	2,674,249.61
8/27	WI RE-OUT 20182390020600 CAMA S CAMA SDIRA CUSTODIAL	202,083.33-	2,472,166.28
8/28	Trsf from Par Operating Confirmation number 828180300	3,320,393.37	5,792,559.65
8/28	WI RE-OUT 20182400024100 HARDWI HARDWICK INVESTORS GROUP LLC	1,200.00-	5,791,359.65
8/28	WI RE-OUT 20182400023900 SUTTON SUTTON FUNDING NY INC	1,497.76-	5,789,861.89

Date 8/31/18
 Account Number
 Enclosures

Page 17
██████████ 4169

COMPLETE BUSINESS SOLUTIONS GROUP INC
 DBA PAR FUNDING
 CAPITAL
 141 N 2ND ST
 PHILADELPHIA PA 19106

COMMERCIAL CHECKING ██████████ 4169 (Continued)

Activity in Date Order		Credits	Debits
8/28 WIRE-OUT 20182400024300 BIZ AD		2,070.00-	5,787,791.89
	BIZ ADVANCE NOW INC		
8/28 WIRE-OUT 20182400024400 RETAIL		2,400.00-	5,785,391.89
	RETAIL CAPITAL LLC		
8/28 WIRE-OUT 20182400024200 MPF IN		5,020.00-	5,780,371.89
	MPF INC		
8/28 WIRE-OUT 20182400024000 CARDIN		11,999.00-	5,768,372.89
	CARDINAL EQUITY, LLC		
8/29 Trsf from Par Operating	747,413.07		6,515,785.96
	Confirmation number 829180321		
8/29 WIRE-OUT 20182410019700 CAMA S		2,000.00-	6,513,785.96
	CAMA SDIRA CUSTODIAL		
8/29 WIRE-OUT 20182410019800 JEFFRE		2,083.33-	6,511,702.63
	JEFFREY NEWBY		
8/29 WIRE-OUT 20182410019900 CAMA S		2,083.33-	6,509,619.30
	CAMA SDIRA CUSTODIAL		
8/29 WIRE-OUT 20182410030600 WEADVA		3,000.00-	6,506,619.30
	WEADVANCENOW, INC		
8/29 WIRE-OUT 20182410020100 HAMILT		11,920.00-	6,494,699.30
	HAMILTON ADVANCE INC		
8/29 WIRE-OUT 20182410020200 RSN CO		12,060.05-	6,482,639.25
	RSN CONSULTANTS, INC		
8/29 WIRE-OUT 20182410020000 RAINER		33,285.00-	6,449,354.25
	RAINER & LLOYD ASSOCIATES LLC		
8/30 Trsf from Par Operating	265,640.21		6,714,994.46
	Confirmation number 830180385		
8/30 WIRE-OUT 20182420023800 CAMA S		1,041.67-	6,713,952.79
	CAMA SDIRA CUSTODIAL		
8/30 WIRE-OUT 20182420023900 RAINER		10,409.00-	6,703,543.79
	RAINER & LLOYD ASSOCIATES LLC		
8/30 WIRE-OUT 20182420029000 HAMILT		30,400.00-	6,673,143.79
	HAMILTON ADVANCE INC		
8/30 WIRE-OUT 20182420029100 TYRIAN		33,914.92-	6,639,228.87
	TYRIAN BULL FUNDING		
8/30 WIRE-OUT 20182420035800 EAGLE		165,000.00-	6,474,228.87
	EAGLE SIX CONSULTANTS		
8/30 Transf to FSP Operating		20,000.00-	6,454,228.87

Date 8/31/18
 Account Number
 Enclosures

Page 18
██████████ 4169

COMPLETE BUSINESS SOLUTIONS GROUP INC
 DBA PAR FUNDING
 CAPITAL
 141 N 2ND ST
 PHILADELPHIA PA 19106

COMMERCIAL CHECKING ██████████ 4169 (Continued)

Activity in Date	Order	Description	Credits	Debits
8/31	Trsf	Confirmation number 830180904 from Par Operating 2,197,117.10		8,651,345.97
8/31	WI RE-OUT	Confirmation number 831180494 20182430036900 FUNDRI FUNDRI TE	388.90-	8,650,957.07
8/31	WI RE-OUT	20182430036800 EAGLE EAGLE FUNDING PARTNERS	2,106.14-	8,648,850.93
8/31	WI RE-OUT	20182430037000 RAINER RAINER & LLOYD ASSOCIATES LLC	6,995.80-	8,641,855.13
8/31	WI RE-OUT	20182430037200 DAVID DAVID WIGGINS	7,083.33-	8,634,771.80
8/31	WI RE-OUT	20182430037100 NORTH NORTH ASSET CAPITAL	8,752.62-	8,626,019.18
8/31	WI RE-OUT	20182430037500 PEAK S PEAK SOLUTIONS LLC	18,000.00-	8,608,019.18
8/31	WI RE-OUT	20182430043800 SYNERG SYNERGY CAPITAL	56,859.00-	8,551,160.18
8/31	WI RE-OUT	20182430037400 EAGLE EAGLE SIX CONSULTANTS	129,000.00-	8,422,160.18
8/31	WI RE-OUT	20182430037300 LUKE A LUKE AND KARA MURRAY	203,000.00-	8,219,160.18
8/31	WI RE-OUT	20182430036700 CS2000 CS2000	713,125.08-	7,506,035.10

Daily Balance Information					
Date	Balance	Date	Balance	Date	Balance
8/01	7,356,886.38	8/13	6,368,140.38	8/23	4,397,670.18
8/02	7,850,083.69	8/14	6,480,419.48	8/24	2,257,567.90
8/03	6,851,148.33	8/15	6,336,299.32	8/27	2,472,166.28
8/06	6,882,632.09	8/16	5,993,207.04	8/28	5,768,372.89
8/07	6,674,486.26	8/17	4,796,531.87	8/29	6,449,354.25
8/08	5,441,818.57	8/20	4,493,425.83	8/30	6,454,228.87
8/09	4,812,130.34	8/21	4,105,099.35	8/31	7,506,035.10
8/10	4,100,701.26	8/22	4,267,749.15		

THIS NOTE HAS NOT BEEN REGISTERED UNDER THE SECURITIES ACT OF 1933, AS AMENDED, OR APPLICABLE STATE SECURITIES LAWS. THIS NOTE MAY NOT BE OFFERED, SOLD, ASSIGNED, TRANSFERRED, PLEDGED, HYPOTHECATED OR OTHERWISE DISPOSED OF IN THE ABSENCE OF AN EFFECTIVE REGISTRATION STATEMENT PERTAINING TO THIS NOTE UNDER SUCH LAWS, OR IF SUCH REGISTRATION IS NOT REQUIRED TO EFFECT SUCH SALE OR OFFER.

NON-NEGOTIABLE TERM PROMISSORY NOTE

\$700,000.00

Dated as of July 18, 2018

FOR VALUE RECEIVED, COMPLETE BUSINESS SOLUTIONS GROUP INC., a Delaware corporation ("Maker"), with an address of 141 N 2nd Street, Philadelphia, PA 19106, promises to pay, without rights of set-off, to the order of Nashi Inc., AND NOMINEE OF ENTITY of their heirs, successors or assigns (hereinafter called "Payee") with an address 2 N. Nevada Ave. Suite 1100, Colorado Springs, CO 80903 or such other place as Payee may designate to Maker in writing the principal sum of Seven Hundred Thousand Dollars (\$700,000.00) lawful money of the United States of America, together with interest on the outstanding balance thereof, as provided herein.

1. Interest shall accrue on the outstanding principal amount hereunder, received as a \$460,000.00 installment on January 18, 2017 and a \$240,000.00 installment on July 18, 2018, at the rate of 25.0% (monthly distribution payment \$14,583.33). Accrued interest shall be paid in arrears on Mondays (or if such day is not a business day, on the immediately following business day) during the term of this Note until the principal amount of this Note and all accrued interest is paid in full, subject to acceleration and payment in full in accordance with Sections 6 and 7 below. All interest shall be calculated based upon the actual number of days elapsed.

2. REPAYMENT.
 - (a) Commencing on August 18, 2018 and continuing on the 18th day of each month thereafter up to and including July 18, 2020;
 - (b) The Principal Amount and any accrued interest shall be paid in full on or before July 18, 2020.
 - (c) A MONTHLY DISTRIBUTION OF \$14,583.33 MADE PAYABLE TO "Payee" Nashi Inc. and Nominee of Entity or their heirs, successors or assigns)

3. To secure the obligations of Maker under this Note, Maker has entered into a Security Agreement with Payee, dated as of the date hereof (the "**Security Agreement**").

4. Each of the following shall constitute an "**Event of Default**" hereunder:

(a) (i) Maker fails to make any required payment of principal, accrued interest or any other amount under this Note on or before the date on which it shall fall due hereunder, or (ii) Maker breaches or violates any of the other representations, warranties, terms, provisions or covenants of this Note, the Security Agreement, or any future promissory note, loan agreement, security agreement, pledge agreement, guaranty or other agreement or instrument representing indebtedness or financial obligation of Debtor to Secured Party (hereinafter collectively referred to as the "**Loan Documents**");

(b) a final judgment or judgments in any court or arbitration proceedings are entered against Maker after the date hereof aggregating greater than \$700,000.00;

(c) any material adverse change occurs with respect to the business, assets or financial condition of Maker, as determined in the sole discretion of Payee;

(d) (i) Maker files a voluntary petition in bankruptcy or a voluntary petition or any answer seeking reorganization, arrangement, readjustment of Maker's debts or for any other relief under the Federal bankruptcy code, or under any other existing or future federal or state insolvency act or law, (ii) the application by Maker for, or the appointment by consent or acquiescence of, a receiver or trustee of Maker or for all or a substantial part of Maker's property, or (iii) the making by Maker of an assignment for the benefit of creditors; or

(e) (i) the filing of any involuntary petition against Maker in bankruptcy or seeking reorganization, arrangement, or readjustment of Maker's debts or for any other relief under the Federal bankruptcy code, or under any other existing or future federal or state insolvency act or law, or (ii) the involuntary appointment of a receiver or trustee of Maker or for all or a substantial part of Maker's property, and a continuance of any such events for a period of thirty (30) days undismissed, unbonded or undischarged.

5. Upon the occurrence of any Event of Default under paragraph 4(a), (b),(c), Payee may, at Payee's option, declare the unpaid principal balance of, all accrued and unpaid interest on, and all other sums payable with regard to this Note to be immediately due and payable, and demand payment therefor, and may exercise any of Payee's rights and remedies for collection of this Note whether set forth herein or otherwise available under law.

6. Upon the occurrence of an Event of Default under paragraph 4(d) or (e), the unpaid principal balance of, all accrued, unpaid interest on, and all other sums payable with regard to, this Note shall automatically and immediately become due and payable, without any further action on the part of Payee.

7. Upon the occurrence and continuance of an Event of Default hereunder and the acceleration of all amounts due and payable hereunder as provided herein, Payee may also recover all costs of suit and other expenses in connection therewith, including reasonable attorneys' fees and costs, for collection of the total amount then due by Maker to Payee under this Note.

8. The remedies of Payee as provided herein and under applicable law shall be cumulative and concurrent, and may be pursued singly, successively, or together against Maker at the sole discretion of the Payee, and such remedies shall not be exhausted by any exercise thereof but may be exercised as often as occasion therefor shall occur. Any failure of Payee to exercise any right hereunder at any time shall not be construed as a waiver of the right to exercise the same or any other right at any other time.

9. Maker waives presentment for payment, notice of dishonor and nonpayment, notice of protest, and protest of this Note, and all other notices in connection with the delivery, acceptance, performance, default or enforcement of the payment of this Note, and Maker agrees that Maker's liability shall be unconditional without regard to the liability of any other party and shall not be in any manner affected by any indulgence, extension of time, renewal, waiver or modification granted or consented to by Payee; and Maker consents to any and all extensions of time, renewals, waivers, or modifications that may be granted by Payee with respect to the payment or other provisions of this Note.

10. This Note may be assigned or pledged by Payee, without restriction. This Note may not be assigned by Maker without the prior written consent of Payee, which may be withheld for no reason or any reason whatsoever. The words "Payee" and "Maker" whenever occurring herein shall be deemed and construed to include the respective successors and assigns of Payee and the respective successors and permitted assigns of Maker. This instrument shall be governed by, construed and enforced in accordance with the laws of the Commonwealth of Pennsylvania, without giving effect to principles of conflicts of laws.

11. In no event shall charges constituting interest exceed the rate permitted under any applicable law or regulation. If any provision of this Note is determined by a court of competent jurisdiction to be invalid or unenforceable, such invalidity or unenforceability shall not affect the remaining provisions hereof, other than those to which it is held invalid or unenforceable, and this Note will be construed and enforced as if such invalid or unenforceable provisions had never been inserted. IN WITNESS WHEREOF, Maker has executed this Note on the date and year first above written, WITH THE INTENT TO BE LEGALLY BOUND HEREBY.

COMPLETE BUSINESS SOLUTIONS GROUP INC.

By  _____

Name: Joseph Cole
Title: CFO

Acknowledged and Agreed by Payee, Nashi Inc:

 _____

Name: Jerod Ermel
Title: President

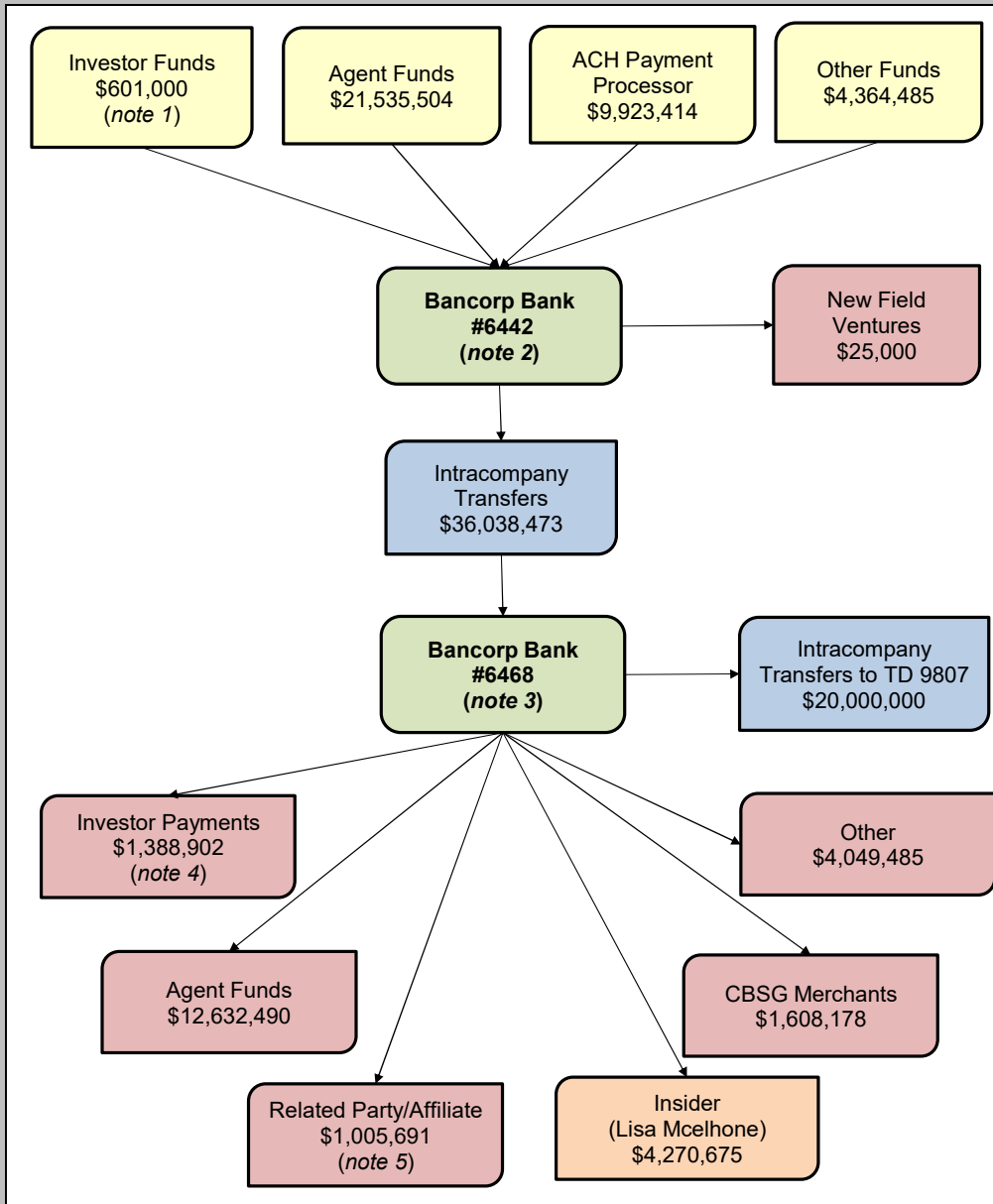
Exhibit F

Complete Business Solutions Group

September 2019 Bancorp Bank Flow of Funds

Source: Bank Records

Legend: Inflows Outflows Intracompany Transfers



Notes)

- 1) Investor Funds includes \$500,000 from CBSG investors with promissory notes and \$101,000 from payees who's activity appear to be investor related.
- 2) The balance in BCB 6442 as of September 1, 2019 was \$5,488 and the balance as of September 30, 2019 was \$361,000.
- 3) The balance in BCB 6468 as of September 1, 2019 was \$32,104,947 and the balance as of September 30, 2019 was \$23,196,700.
- 4) Investor Payments includes \$1,361,385 to CBSG investors with promissory notes and \$27,517 to payees who's activity appear to be investor related.
- 5) Outgoing funds to Related Parted and Affiliated includes \$500,000 to Eagle Six Consultants, \$66,170 to Fast Advance Funding, LLC, \$400,000 to Full Spectrum Processing and \$39,521 to Heritage Business Consulting.

##XXH1150DPCSTM [REDACTED] 6468

Last statement: August 31, 2019 [REDACTED] f 32
 This statement: September 30, 2019 [REDACTED] 6468
 Total days in statement period: 30

COMPLETE BUSINESS SOLUTIONS GROUP INC
 CAPITAL INVESTMENT ACCOUNT
 205 ARCH ST
 PHILADELPHIA PA 19106

Direct inquiries to:
 Info@thebancorp.com,
 888-214-2522
 The Bancorp Bank
 409 Silverside Road Suite 105
 Wilmington DE 19809

Business Checking Plus

Account number [REDACTED] 6468

Beginning bal \$32,104,947.31
 Total additions 36,047,172.82
 Total subtractions 44,955,419.97
 Ending balance \$23,196,700.16

DEBITS

Date	Description	Subtractions	Control Number
09-03	'Outgoing Wire OUTGOING WIRE GFX 20192460182900 BNF THE PREEMINEN CE GROUP INC OBI INVOICE NUMBER 100	600.00	020192460182900
09-03	'Service Charge OUTGOING WIRE	12.00	020192460182900
09-03	'Outgoing Wire OUTGOING WIRE GFX 20192460180200 BNF MCA CAPITAL F UND OBI INVOICE NUMBER 000000122560	10,500.00	020192460180200
09-03	'Service Charge OUTGOING WIRE	12.00	020192460180200
09-03	'Outgoing Wire OUTGOING WIRE GFX 20192460181000 BNF DANIEL AND JO ANN CISTONE OBI INVOICE NUMBER 2000	17,500.00	020192460181000
09-03	'Service Charge OUTGOING WIRE	12.00	020192460181000
09-03	'Outgoing Wire OUTGOING WIRE GFX 20192460180600 BNF MCA NATIONAL FUND OBI INVOICE NUMBER 10000223918	22,041.66	020192460180600

##XXH1150DPCSTM [REDACTED] 6468

Date	Description	Subtractions	Control Number
09-03	'Service Charge OUTGOING WIRE	12.00	020192460180600
09-03	'Outgoing Wire OUTGOING WIRE GFX 20192460181200 BNF MICHAEL CHEHE BAR LLC OBI INVOICE NUMBER 10000722	41,666.66	020192460181200
09-03	'Service Charge OUTGOING WIRE	12.00	020192460181200
09-03	'Outgoing Wire OUTGOING WIRE GFX 20192460179700 BNF TITAN HOLDING S LLC OBI INVOICE NUMBER 1000002215	96,875.00	020192460179700
09-03	'Service Charge OUTGOING WIRE	12.00	020192460179700
09-03	'Outgoing Wire OUTGOING WIRE GFX 20192460180700 BNF MCA NATIONAL FUND OBI INVOICE NUMBER 10000600818	200,000.00	020192460180700
09-03	'Service Charge OUTGOING WIRE	12.00	020192460180700
09-03	'Outgoing Wire OUTGOING WIRE GFX 20192460180300 BNF MCA CAPITAL F UND OBI INVOICE NUMBER 200006113250	300,000.00	020192460180300
09-03	'Service Charge OUTGOING WIRE	12.00	020192460180300
09-04	'Outgoing Wire OUTGOING WIRE GFX 20192470189800 BNF VBJ CONSULTIN G LLC OBI INVOICE NUMBER 1000021588	900.00	020192470189800
09-04	'Service Charge OUTGOING WIRE	12.00	020192470189800
09-04	'Outgoing Wire OUTGOING WIRE GFX 20192470187000 BNF CAPITAL MINUT ES LLC OBI INVOICE NUMBER 200000339	1,440.00	020192470187000
09-04	'Service Charge OUTGOING WIRE	12.00	020192470187000
09-04	'Outgoing Wire OUTGOING WIRE GFX 20192470186600 BNF NICASTRO AND ASSOCIATES PC OBI INVOICE NUMBER 10	38,327.06	020192470186600
09-04	'Service Charge OUTGOING WIRE	12.00	020192470186600
09-05	'Outgoing Wire OUTGOING WIRE GFX 20192480155300 BNF THE PREEMINEN CE GROUP INC OBI INVOICE NUMBER 100	1,800.00	020192480155300
09-05	'Service Charge OUTGOING WIRE	12.00	020192480155300

##XXH1150DPCSTM 0 [REDACTED] 6468

Date	Description	Subtractions	Control Number
09-05	'Outgoing Wire OUTGOING WIRE GFX 20192480152900 BNF RENEE ROMAGNO LE OBI INVOICE NUMBER 1000056988712	4,166.66	020192480152900
09-05	'Service Charge OUTGOING WIRE	12.00	020192480152900
09-05	'Outgoing Wire OUTGOING WIRE GFX 20192480156700 BNF REIL LENDING LLC OBI INVOICE NUMBER 000000455300	7,241.11	020192480156700
09-05	'Service Charge OUTGOING WIRE	12.00	020192480156700
09-05	'Outgoing Wire OUTGOING WIRE GFX 20192480154200 BNF ED HURD OBI I NVOICE NUMBER 00000062211475630	7,500.00	020192480154200
09-05	'Service Charge OUTGOING WIRE	12.00	020192480154200
09-05	'Outgoing Wire OUTGOING WIRE GFX 20192480157000 BNF BERKMAN FUNDI NG OBI INVOICE NUMBER 0000002258804	17,499.36	020192480157000
09-05	'Service Charge OUTGOING WIRE	12.00	020192480157000
09-05	'Outgoing Wire OUTGOING WIRE GFX 20192480152200 BNF ALVIN HOLDING S OBI INVOICE NUMBER 00000366452188	37,500.00	020192480152200
09-05	'Service Charge OUTGOING WIRE	12.00	020192480152200
09-05	'Outgoing Wire OUTGOING WIRE GFX 20192480154700 BNF FULL SPECTRUM PROCESSING OBI INVOICE NUMBER 2000	160,000.00	020192480154700
09-05	'Service Charge OUTGOING WIRE	12.00	020192480154700
09-06	'Outgoing Wire OUTGOING WIRE GFX 20192490093200 BNF EAGLE FUNDING PARTNERS OBI INVOICE NUMBER 100003	179.88	020192490093200
09-06	'Service Charge OUTGOING WIRE	12.00	020192490093200
09-06	'Outgoing Wire OUTGOING WIRE GFX 20192490114900 BNF THE PREEMINEN CE GROUP INC OBI INVOICE NUMBER 200	800.00	020192490114900
09-06	'Service Charge OUTGOING WIRE	12.00	020192490114900
09-06	'Outgoing Wire OUTGOING WIRE GFX 20192490115700 BNF NRC HOLDINGS LLC OBI INVOICE NUMBER 000001015693	1,200.00	020192490115700

##XXH1150DPCSTM [REDACTED] 6468

Date	Description	Subtractions	Control Number
09-06	'Service Charge OUTGOING WIRE	12.00	020192490115700
09-06	'Outgoing Wire OUTGOING WIRE GFX 20192490109700 BNF AVANZA CAPITA L OBI INVOICE NUMBER 10000660865143	1,900.00	020192490109700
09-06	'Service Charge OUTGOING WIRE	12.00	020192490109700
09-06	'Outgoing Wire OUTGOING WIRE GFX 20192490111400 BNF VBJ CONSULTIN G LLC OBI INVOICE NUMBER 1000041530	1,988.00	020192490111400
09-06	'Service Charge OUTGOING WIRE	12.00	020192490111400
09-06	'Outgoing Wire OUTGOING WIRE GFX 20192490107300 BNF LEX J BENJAMI N OBI INVOICE NUMBER 00000123999600	4,000.00	020192490107300
09-06	'Service Charge OUTGOING WIRE	12.00	020192490107300
09-06	'Outgoing Wire OUTGOING WIRE GFX 20192490096900 BNF JOSE ALVES OB I INVOICE NUMBER 1100034579800	4,520.83	020192490096900
09-06	'Service Charge OUTGOING WIRE	12.00	020192490096900
09-06	'Outgoing Wire OUTGOING WIRE GFX 20192490075100 BNF MEG CONSULTIN G INC OBI INVOICE NUMBER 2000011890	4,800.00	020192490075100
09-06	'Service Charge OUTGOING WIRE	12.00	020192490075100
09-06	'Outgoing Wire OUTGOING WIRE GFX 20192490093600 BNF RAINER AND LL OYD ASSOCIATES LLC OBI INVOICE NUMB	6,548.63	020192490093600
09-06	'Service Charge OUTGOING WIRE	12.00	020192490093600
09-06	'Outgoing Wire OUTGOING WIRE GFX 20192490105800 BNF WELLAND GOLDE N GOODRICH LLP OBI INVOICE NUMBER 0	11,400.00	020192490105800
09-06	'Service Charge OUTGOING WIRE	12.00	020192490105800
09-06	'Outgoing Wire OUTGOING WIRE GFX 20192490093000 BNF FAST ADVANCE FUNDING OBI INVOICE NUMBER 10000245	24,668.05	020192490093000
09-06	'Service Charge OUTGOING WIRE	12.00	020192490093000

##XXH1150DPCSTM [REDACTED] 6468

Date	Description	Subtractions	Control Number
09-06	'Outgoing Wire OUTGOING WIRE GFX 20192490074800 BNF RAINER AND LL OYD ASSOCIATES LLC OBI INVOICE NUMB	59,222.00	020192490074800
09-06	'Service Charge OUTGOING WIRE	12.00	020192490074800
09-06	'Outgoing Wire OUTGOING WIRE GFX 20192490095900 BNF PAR EQUITY FU ND LENDERS OBI INVOICE NUMBER 00000	130,750.00	020192490095900
09-06	'Service Charge OUTGOING WIRE	12.00	020192490095900
09-06	'Outgoing Wire OUTGOING WIRE GFX 20192490092400 BNF CS2000 OBI IN VOICE NUMBER 10000333471225002	700,326.44	020192490092400
09-06	'Service Charge OUTGOING WIRE	12.00	020192490092400
09-06	'Outgoing Wire OUTGOING WIRE GFX 20192490116600 BNF COMPLETE BUSI NESS SOLUTIONS GROUP OBI INVOICE NU	10,000,000.00	020192490116600
09-06	'Service Charge OUTGOING WIRE	12.00	020192490116600
09-09	'Outgoing Wire OUTGOING WIRE GFX 20192520146000 BNF PEAK SOURCE L LC OBI INVOICE NUMBER 1000030058941	960.00	020192520146000
09-09	'Service Charge OUTGOING WIRE	12.00	020192520146000
09-09	'Outgoing Wire OUTGOING WIRE GFX 20192520147000 BNF EMPIRE MERCHA NT GROUP OBI INVOICE NUMBER 1000089	1,800.00	020192520147000
09-09	'Service Charge OUTGOING WIRE	12.00	020192520147000
09-09	'Outgoing Wire OUTGOING WIRE GFX 20192520146400 BNF GOLD CAPITAL FUND LLC OBI INVOICE NUMBER 1000060	3,600.00	020192520146400
09-09	'Service Charge OUTGOING WIRE	12.00	020192520146400
09-09	'Outgoing Wire OUTGOING WIRE GFX 20192520145200 BNF L AND L INTER NATIONAL MANAGEMENT OBI INVOICE NUM	4,200.00	020192520145200
09-09	'Service Charge OUTGOING WIRE	12.00	020192520145200
09-09	'Outgoing Wire OUTGOING WIRE GFX 20192520143900 BNF CAMA SDIRA CU STODIAL OBI FFC: TIMOTHY P HUGHES T	17,905.31	020192520143900

##XXH1150DPCSTM [REDACTED] 6468

Date	Description	Subtractions	Control Number
09-09	'Service Charge OUTGOING WIRE	12.00	020192520143900
09-09	'Outgoing Wire OUTGOING WIRE GFX 20192520144500 BNF TIMOTHY HUGHE S OBI INVOICE NUMBER 00000336988125	18,750.00	020192520144500
09-09	'Service Charge OUTGOING WIRE	12.00	020192520144500
09-10	'Outgoing Wire OUTGOING WIRE GFX 20192530153100 BNF THE PREEMINEN CE GROUP INC OBI INVOICE NUMBER 100	2,615.00	020192530153100
09-10	'Service Charge OUTGOING WIRE	12.00	020192530153100
09-10	'Outgoing Wire OUTGOING WIRE GFX 20192530140400 BNF MERCHANT GROW TH INCOME FUND OBI INVOICE NUMBER 2	3,333.33	020192530140400
09-10	'Service Charge OUTGOING WIRE	12.00	020192530140400
09-10	'Outgoing Wire OUTGOING WIRE GFX 20192530136100 BNF MK ONE INCOME FUND OBI INVOICE NUMBER 1000022845	3,577.50	020192530136100
09-10	'Service Charge OUTGOING WIRE	12.00	020192530136100
09-10	'Outgoing Wire OUTGOING WIRE GFX 20192530153500 BNF SHARPE CAPITA L LLC OBI INVOICE NUMBER 0000009112	6,000.00	020192530153500
09-10	'Service Charge OUTGOING WIRE	12.00	020192530153500
09-10	'Outgoing Wire OUTGOING WIRE GFX 20192530143300 BNF JAX FUND OBI INVOICE NUMBER 2000060021588700	6,700.00	020192530143300
09-10	'Service Charge OUTGOING WIRE	12.00	020192530143300
09-10	'Outgoing Wire OUTGOING WIRE GFX 20192530137300 BNF RAZR MCA FUND OBI INVOICE NUMBER 100001234286600	7,056.24	020192530137300
09-10	'Service Charge OUTGOING WIRE	12.00	020192530137300
09-10	'Outgoing Wire OUTGOING WIRE GFX 20192530145600 BNF BLUE STREAM I NCOME FUND OBI INVOICE NUMBER 10000	12,827.49	020192530145600
09-10	'Service Charge OUTGOING WIRE	12.00	020192530145600

##XXH1150DPCSTM [REDACTED] 6468

Date	Description	Subtractions	Control Number
09-10	'Outgoing Wire OUTGOING WIRE GFX 20192530138000 BNF VICTORY INCOM E FUND OBI INVOICE NUMBER 000008112	13,208.32	020192530138000
09-10	'Service Charge OUTGOING WIRE	12.00	020192530138000
09-10	'Outgoing Wire OUTGOING WIRE GFX 20192530134600 BNF CAPE COD INCO ME FUND OBI INVOICE NUMBER 10000022	13,833.33	020192530134600
09-10	'Service Charge OUTGOING WIRE	12.00	020192530134600
09-10	'Outgoing Wire OUTGOING WIRE GFX 20192530143700 BNF RETIREMENT EV OLUTION INCOME FUND OBI INVOICE NUM	14,999.99	020192530143700
09-10	'Service Charge OUTGOING WIRE	12.00	020192530143700
09-10	'Outgoing Wire OUTGOING WIRE GFX 20192530154700 BNF SIENNA MARKET ING AND CONSULTING INC OBI INVOICE	18,700.00	020192530154700
09-10	'Service Charge OUTGOING WIRE	12.00	020192530154700
09-10	'Outgoing Wire OUTGOING WIRE GFX 20192530136200 BNF MARINER INCOM E FUND OBI INVOICE NUMBER 200003001	23,858.32	020192530136200
09-10	'Service Charge OUTGOING WIRE	12.00	020192530136200
09-10	'Outgoing Wire OUTGOING WIRE GFX 20192530145500 BNF WELLEN FUND 1 LLC OBI INVOICE NUMBER 00000113679	28,118.83	020192530145500
09-10	'Service Charge OUTGOING WIRE	12.00	020192530145500
09-10	'Outgoing Wire OUTGOING WIRE GFX 20192530137500 BNF MID ATLANTIC MCA FUND OBI INVOICE NUMBER 1000082	30,000.00	020192530137500
09-10	'Service Charge OUTGOING WIRE	12.00	020192530137500
09-10	'Outgoing Wire OUTGOING WIRE GFX 20192530144200 BNF RETIREMENT EV OLUTION INSURE INCOME OBI INVOICE N	31,500.00	020192530144200
09-10	'Service Charge OUTGOING WIRE	12.00	020192530144200
09-10	'Outgoing Wire OUTGOING WIRE GFX 20192530146900 BNF STFG INCOME F UND OBI INVOICE NUMBER 100000318201	34,921.64	020192530146900

##XXH1150DPCSTM [REDACTED] 36468

Date	Description	Subtractions	Control Number
09-10	'Service Charge OUTGOING WIRE	12.00	020192530146900
09-10	'Outgoing Wire OUTGOING WIRE GFX 20192530136400 BNF LWM INCOME FU ND OBI INVOICE NUMBER 0000091956477	36,564.33	020192530136400
09-10	'Service Charge OUTGOING WIRE	12.00	020192530136400
09-10	'Outgoing Wire OUTGOING WIRE GFX 20192530155400 BNF RICHMOND CAPI TAL SOLUTIONS OBI INVOICE NUMBER 10	38,735.15	020192530155400
09-10	'Service Charge OUTGOING WIRE	12.00	020192530155400
09-10	'Outgoing Wire OUTGOING WIRE GFX 20192530143100 BNF HERITAGE BUSI NESS CONSULTING INC OBI INVOICE NUM	39,520.83	020192530143100
09-10	'Service Charge OUTGOING WIRE	12.00	020192530143100
09-10	'Outgoing Wire OUTGOING WIRE GFX 20192530145300 BNF MERCHANT FACT ORING INCOME FUND OBI INVOICE NUMBE	45,349.99	020192530145300
09-10	'Service Charge OUTGOING WIRE	12.00	020192530145300
09-10	'Outgoing Wire OUTGOING WIRE GFX 20192530150500 BNF AGM CAPITAL F UND 2 OBI INVOICE NUMBER 1000004882	60,145.73	020192530150500
09-10	'Service Charge OUTGOING WIRE	12.00	020192530150500
09-10	'Outgoing Wire OUTGOING WIRE GFX 20192530146000 BNF FIDELIS FINAN CIAL FINANCING OBI INVOICE NUMBER 0	74,966.64	020192530146000
09-10	'Service Charge OUTGOING WIRE	12.00	020192530146000
09-10	'Outgoing Wire OUTGOING WIRE GFX 20192530141000 BNF SHERPA 1 INCO ME FUND OBI INVOICE NUMBER 10000220	76,724.97	020192530141000
09-10	'Service Charge OUTGOING WIRE	12.00	020192530141000
09-10	'Outgoing Wire OUTGOING WIRE GFX 20192530148400 BNF CAPRICORN INC OME FUND OBI INVOICE NUMBER 1000077	117,009.00	020192530148400
09-10	'Service Charge OUTGOING WIRE	12.00	020192530148400

##XXH1150DPCSTM [REDACTED] 6468

Date	Description	Subtractions	Control Number
09-10	'Outgoing Wire OUTGOING WIRE GFX 20192530146100 BNF MERCHANT SERV ICES INCOME FUND OBI INVOICE NUMBER	153,603.63	020192530146100
09-10	'Service Charge OUTGOING WIRE	12.00	020192530146100
09-10	'Outgoing Wire OUTGOING WIRE GFX 20192530141900 BNF SHERPA 1 INCO ME FUND OBI INVOICE NUMBER 10000300	201,000.00	020192530141900
09-10	'Service Charge OUTGOING WIRE	12.00	020192530141900
09-10	'Outgoing Wire OUTGOING WIRE GFX 20192530146600 BNF MERCHANT SERV ICES INCOME FUND OBI INVOICE NUMBER	201,000.00	020192530146600
09-10	'Service Charge OUTGOING WIRE	12.00	020192530146600
09-10	'Outgoing Wire OUTGOING WIRE GFX 20192530134100 BNF THE VICTORY B ANK OBI FFC ABFP INCOME FUND LLC AC	207,194.99	020192530134100
09-10	'Service Charge OUTGOING WIRE	12.00	020192530134100
09-10	'Outgoing Wire OUTGOING WIRE GFX 20192530134300 BNF THE VICTORY B ANK OBI FFC ABFP INCOME FUND 3 ACCO	218,790.00	020192530134300
09-10	'Service Charge OUTGOING WIRE	12.00	020192530134300
09-10	'Outgoing Wire OUTGOING WIRE GFX 20192530149000 BNF AGM CAPITAL F UND OBI INVOICE NUMBER 200003217780	273,519.47	020192530149000
09-10	'Service Charge OUTGOING WIRE	12.00	020192530149000
09-10	'Outgoing Wire OUTGOING WIRE GFX 20192530145900 BNF BLUE STREAM I NCOME FUND OBI INVOICE NUMBER 10000	491,000.00	020192530145900
09-10	'Service Charge OUTGOING WIRE	12.00	020192530145900
09-10	'Outgoing Wire OUTGOING WIRE GFX 20192530137000 BNF LWM INCOME FU ND OBI INVOICE NUMBER 2000055760012	682,635.00	020192530137000
09-10	'Service Charge OUTGOING WIRE	12.00	020192530137000
09-10	'Outgoing Wire OUTGOING WIRE GFX 20192530139800 BNF VICTORY INCOM E FUND OBI INVOICE NUMBER 200001182	683,500.00	020192530139800

##XXH1150DPCSTM [REDACTED] 6468

Date	Description	Subtractions	Control Number
09-10	'Service Charge OUTGOING WIRE	12.00	020192530139800
09-10	'Outgoing Wire OUTGOING WIRE GFX 20192530148700 BNF CAPRICORN INC OME FUND OBI INVOICE NUMBER 2000011	1,103,000.00	020192530148700
09-10	'Service Charge OUTGOING WIRE	12.00	020192530148700
09-11	'Outgoing Wire OUTGOING WIRE GFX 20192540122900 BNF GM FUNDING LL C OBI INVOICE NUMBER 10000228315600	2,030.54	020192540122900
09-11	'Service Charge OUTGOING WIRE	12.00	020192540122900
09-11	'Outgoing Wire OUTGOING WIRE GFX 20192540124300 BNF BERKMAN FUNDI NG OBI INVOICE NUMBER 1000006009172	3,000.00	020192540124300
09-11	'Service Charge OUTGOING WIRE	12.00	020192540124300
09-11	'Outgoing Wire OUTGOING WIRE GFX 20192540127500 BNF G AND G FUNDI NG GROUP LLC OBI INVOICE NUMBER 100	3,000.00	020192540127500
09-11	'Service Charge OUTGOING WIRE	12.00	020192540127500
09-11	'Outgoing Wire OUTGOING WIRE GFX 20192540123300 BNF MEG CONSULTIN G INC OBI INVOICE NUMBER 0000040042	3,782.80	020192540123300
09-11	'Service Charge OUTGOING WIRE	12.00	020192540123300
09-11	'Outgoing Wire OUTGOING WIRE GFX 20192540114000 BNF JOSEF CHEHEBA R OBI INVOICE NUMBER 10000223148602	25,000.00	020192540114000
09-11	'Service Charge OUTGOING WIRE	12.00	020192540114000
09-11	'Outgoing Wire OUTGOING WIRE GFX 20192540116200 BNF MPF INC OBI I NVOICE NUMBER 10000047860012588	25,189.60	020192540116200
09-11	'Service Charge OUTGOING WIRE	12.00	020192540116200
09-11	'Outgoing Wire OUTGOING WIRE GFX 20192540114700 BNF SPARTAN INCOM E FUND OBI INVOICE NUMBER 200000566	26,633.32	020192540114700
09-11	'Service Charge OUTGOING WIRE	12.00	020192540114700

##XXH1150DPCSTM [REDACTED] 6468

Date	Description	Subtractions	Control Number
09-11	'Outgoing Wire OUTGOING WIRE GFX 20192540115400 BNF BLACKSTONE FU NDING GROUP OBI INVOICE NUMBER 1000	34,593.23	020192540115400
09-11	'Service Charge OUTGOING WIRE	12.00	020192540115400
09-11	'Outgoing Wire OUTGOING WIRE GFX 20192540113500 BNF GEMJ CHEHEBAR OBI INVOICE NUMBER 000003228812544	71,666.66	020192540113500
09-11	'Service Charge OUTGOING WIRE	12.00	020192540113500
09-11	'Outgoing Wire OUTGOING WIRE GFX 20192540112000 BNF ISAAC SHEHEBA R 2008 AIJJ GRANTOR OBI INVOICE NUM	86,666.67	020192540112000
09-11	'Service Charge OUTGOING WIRE	12.00	020192540112000
09-11	'Outgoing Wire OUTGOING WIRE GFX 20192540162500 BNF KINGDOM LOGIS TICS LLC OBI INVOICE NUMBER 1000036	114,000.00	020192540162500
09-11	'Service Charge OUTGOING WIRE	12.00	020192540162500
09-11	'Outgoing Wire OUTGOING WIRE GFX 20192540110200 BNF ISAAC SHEHEBA R OBI INVOICE NUMBER 10000600125336	208,833.33	020192540110200
09-11	'Service Charge OUTGOING WIRE	12.00	020192540110200
09-11	'Outgoing Wire OUTGOING WIRE GFX 20192540110100 BNF ALBERT CHEHEB AR OBI INVOICE NUMBER 2000065547811	305,416.67	020192540110100
09-11	'Service Charge OUTGOING WIRE	12.00	020192540110100
09-12	'Outgoing Wire OUTGOING WIRE GFX 20192550183100 BNF PEAK SOLUTION S LLC OBI INVOICE NUMBER 1000055860	11,064.37	020192550183100
09-12	'Service Charge OUTGOING WIRE	12.00	020192550183100
09-12	'Outgoing Wire OUTGOING WIRE GFX 20192550189400 BNF UNITED SECURE D CAPITAL LLC OBI INVOICE NUMBER 10	14,400.00	020192550189400
09-12	'Service Charge OUTGOING WIRE	12.00	020192550189400
09-12	'Outgoing Wire OUTGOING WIRE GFX 20192550188200 BNF CIRCADIAN FUN DING LLC OBI INVOICE NUMBER 1000006	22,760.10	020192550188200

##XXH1150DPCSTM [REDACTED] 6468

Date	Description	Subtractions	Control Number
09-12	'Service Charge OUTGOING WIRE	12.00	020192550188200
09-12	'Outgoing Wire OUTGOING WIRE GFX 20192550181500 BNF GAMED LLC OBI INVOICE NUMBER 10000230654700360	41,666.67	020192550181500
09-12	'Service Charge OUTGOING WIRE	12.00	020192550181500
09-12	'Outgoing Wire OUTGOING WIRE GFX 20192550181900 BNF BARRON AND NE WBURGER PC OBI INVOICE NUMBER 10000	62,089.23	020192550181900
09-12	'Service Charge OUTGOING WIRE	12.00	020192550181900
09-13	'Outgoing Wire OUTGOING WIRE GFX 20192560124600 BNF EAGLE FUNDING PARTNERS OBI INVOICE NUMBER 100000	365.38	020192560124600
09-13	'Service Charge OUTGOING WIRE	12.00	020192560124600
09-13	'Outgoing Wire OUTGOING WIRE GFX 20192560128400 BNF STEVEN CHEHEB AR OBI INVOICE NUMBER 2000004003226	1,458.33	020192560128400
09-13	'Service Charge OUTGOING WIRE	12.00	020192560128400
09-13	'Outgoing Wire OUTGOING WIRE GFX 20192560133200 BNF VBJ CONSULTIN G LLC OBI INVOICE NUMBER 2000001422	2,400.00	020192560133200
09-13	'Service Charge OUTGOING WIRE	12.00	020192560133200
09-13	'Outgoing Wire OUTGOING WIRE GFX 20192560132000 BNF GOLD CAPITAL FUND LLC OBI INVOICE NUMBER 1000080	3,565.08	020192560132000
09-13	'Service Charge OUTGOING WIRE	12.00	020192560132000
09-13	'Outgoing Wire OUTGOING WIRE GFX 20192560126500 BNF ALBERT E CHEH EBAR OBI INVOICE NUMBER 10000090012	3,645.83	020192560126500
09-13	'Service Charge OUTGOING WIRE	12.00	020192560126500
09-13	'Outgoing Wire OUTGOING WIRE GFX 20192560123400 BNF FAST ADVANCE FUNDING OBI INVOICE NUMBER 00000069	4,271.50	020192560123400
09-13	'Service Charge OUTGOING WIRE	12.00	020192560123400

##XXH1150DPCSTM [REDACTED] 6468

Date	Description	Subtractions	Control Number
09-13	'Outgoing Wire OUTGOING WIRE GFX 20192560127900 BNF JOYCE CHEHEBA R OBI INVOICE NUMBER 10000229120060	4,687.50	020192560127900
09-13	'Service Charge OUTGOING WIRE	12.00	020192560127900
09-13	'Outgoing Wire OUTGOING WIRE GFX 20192560129500 BNF CHERIE CHEHEB AR OBI INVOICE NUMBER 1000003305188	6,250.00	020192560129500
09-13	'Service Charge OUTGOING WIRE	12.00	020192560129500
09-13	'Outgoing Wire OUTGOING WIRE GFX 20192560125000 BNF RAINER AND LL OYD ASSOCIATES LLC OBI INVOICE NUMB	7,893.39	020192560125000
09-13	'Service Charge OUTGOING WIRE	12.00	020192560125000
09-13	'Outgoing Wire OUTGOING WIRE GFX 20192560126200 BNF CHARLES SCHWA B OBI INVOICE NUMBER 20000022850091	8,700.00	020192560126200
09-13	'Service Charge OUTGOING WIRE	12.00	020192560126200
09-13	'Outgoing Wire OUTGOING WIRE GFX 20192560129900 BNF DAVID WIGGINS OBI INVOICE NUMBER 200000339400230	11,333.33	020192560129900
09-13	'Service Charge OUTGOING WIRE	12.00	020192560129900
09-13	'Outgoing Wire OUTGOING WIRE GFX 20192560130300 BNF PATRICK GIBBO NS OBI INVOICE NUMBER 1000050566512	12,000.00	020192560130300
09-13	'Service Charge OUTGOING WIRE	12.00	020192560130300
09-13	'Outgoing Wire OUTGOING WIRE GFX 20192560130700 BNF FULL SPECTRUM PROCESSING OBI INVOICE NUMBER 1000	30,000.00	020192560130700
09-13	'Service Charge OUTGOING WIRE	12.00	020192560130700
09-13	'Outgoing Wire OUTGOING WIRE GFX 20192560151300 BNF RAINER AND LL OYD ASSOCIATES LLC OBI INVOICE NUMB	35,873.00	020192560151300
09-13	'Service Charge OUTGOING WIRE	12.00	020192560151300
09-13	'Outgoing Wire OUTGOING WIRE GFX 20192560123000 BNF CS2000 OBI IN VOICE NUMBER 1000020081114660	793,594.64	020192560123000

##XXH1150DPCSTM [REDACTED] 6468

Date	Description	Subtractions	Control Number
09-13	'Service Charge OUTGOING WIRE	12.00	020192560123000
09-16	'Outgoing Wire OUTGOING WIRE GFX 20192590166100 BNF JDJ FINANCIAL LLC OBI INVOICE NUMBER 10000090045	3,600.00	020192590166100
09-16	'Service Charge OUTGOING WIRE	12.00	020192590166100
09-16	'Outgoing Wire OUTGOING WIRE GFX 20192590159900 BNF STEPHEN FARBE R OBI INVOICE NUMBER 10000092234155	4,166.67	020192590159900
09-16	'Service Charge OUTGOING WIRE	12.00	020192590159900
09-16	'Outgoing Wire OUTGOING WIRE GFX 20192590161900 BNF CAMA SDIRA CU STODIAL OBI FFC MARK MEHOK ACCOUNT	4,875.00	020192590161900
09-16	'Service Charge OUTGOING WIRE	12.00	020192590161900
09-16	'Outgoing Wire OUTGOING WIRE GFX 20192590161000 BNF PERRY AND CAR LA ABBONIZIO OBI INVOICE NUMBER 100	6,250.00	020192590161000
09-16	'Service Charge OUTGOING WIRE	12.00	020192590161000
09-16	'Outgoing Wire OUTGOING WIRE GFX 20192590162400 BNF MEDE II HOLDI NGS OBI INVOICE NUMBER 100000836125	6,250.00	020192590162400
09-16	'Service Charge OUTGOING WIRE	12.00	020192590162400
09-16	'Outgoing Wire OUTGOING WIRE GFX 20192590160400 BNF TEMBER C EATO N TRUST OBI INVOICE NUMBER 10000125	10,000.00	020192590160400
09-16	'Service Charge OUTGOING WIRE	12.00	020192590160400
09-16	'Outgoing Wire OUTGOING WIRE GFX 20192590162200 BNF DANIELLE HALA BI OBI INVOICE NUMBER 0000009113651	10,416.67	020192590162200
09-16	'Service Charge OUTGOING WIRE	12.00	020192590162200
09-16	'Outgoing Wire OUTGOING WIRE GFX 20192590165200 BNF SCC CONSULTIN G LLC OBI INVOICE NUMBER 1000003005	13,665.44	020192590165200
09-16	'Service Charge OUTGOING WIRE	12.00	020192590165200

##XXH1150DPCSTM [REDACTED] 6468

Date	Description	Subtractions	Control Number
09-16	'Outgoing Wire OUTGOING WIRE GFX 20192590159400 BNF MCA NATIONAL FUND OBI INVOICE NUMBER 00000059911	32,583.31	020192590159400
09-16	'Service Charge OUTGOING WIRE	12.00	020192590159400
09-16	'Outgoing Wire OUTGOING WIRE GFX 20192590162600 BNF NASHI INC OBI INVOICE NUMBER 1000008842051120	58,020.83	020192590162600
09-16	'Service Charge OUTGOING WIRE	12.00	020192590162600
09-16	'Outgoing Wire OUTGOING WIRE GFX 20192590157500 BNF JTRE LLC OBI INVOICE NUMBER 1000022390012663	66,666.66	020192590157500
09-16	'Service Charge OUTGOING WIRE	12.00	020192590157500
09-16	'Outgoing Wire OUTGOING WIRE GFX 20192590158500 BNF MCA CAPITAL F UND OBI INVOICE NUMBER 100000600125	203,000.00	020192590158500
09-16	'Service Charge OUTGOING WIRE	12.00	020192590158500
09-16	'Outgoing Wire OUTGOING WIRE GFX 20192590166900 BNF LISA MCELHONE OBI INVOICE NUMBER 100005116301155	1,550,000.00	020192590166900
09-16	'Service Charge OUTGOING WIRE	12.00	020192590166900
09-17	'Outgoing Wire OUTGOING WIRE GFX 20192600146400 BNF OMEGA FUNDING GROUP LLC OBI INVOICE NUMBER 20000	7,329.80	020192600146400
09-17	'Service Charge OUTGOING WIRE	12.00	020192600146400
09-17	'Outgoing Wire OUTGOING WIRE GFX 20192600140300 BNF PINNACLE MERC HANT FUNDING LLC OBI INVOICE NUMBER	10,978.96	020192600140300
09-17	'Service Charge OUTGOING WIRE	12.00	020192600140300
09-18	'Outgoing Wire OUTGOING WIRE GFX 20192610146100 BNF THE PREEMINEN CE GROUP INC OBI INVOICE NUMBER 100	1,000.00	020192610146100
09-18	'Service Charge OUTGOING WIRE	12.00	020192610146100
09-18	'Outgoing Wire OUTGOING WIRE GFX 20192610145300 BNF BLACKSTONE FU NDING GROUP OBI INVOICE NUMBER 2000	1,500.00	020192610145300

##XXH1150DPCSTM [REDACTED] 6468

Date	Description	Subtractions	Control Number
09-18	'Service Charge OUTGOING WIRE	12.00	020192610145300
09-18	'Outgoing Wire OUTGOING WIRE GFX 20192610144400 BNF VBJ CONSULTIN G LLC OBI INVOICE NUMBER 1000048760	2,160.00	020192610144400
09-18	'Service Charge OUTGOING WIRE	12.00	020192610144400
09-18	'Outgoing Wire OUTGOING WIRE GFX 20192610146800 BNF BRONXLYN ENTE RPRISES INC OBI INVOICE NUMBER 1000	5,701.68	020192610146800
09-18	'Service Charge OUTGOING WIRE	12.00	020192610146800
09-19	'Outgoing Wire OUTGOING WIRE GFX 20192620150100 BNF CHAMPION SOLU TIONS INC OBI INVOICE NUMBER 100001	1,200.00	020192620150100
09-19	'Service Charge OUTGOING WIRE	12.00	020192620150100
09-19	'Outgoing Wire OUTGOING WIRE GFX 20192620133200 BNF G AND G FUNDI NG GROUP LLC OBI INVOICE NUMBER 100	1,500.00	020192620133200
09-19	'Service Charge OUTGOING WIRE	12.00	020192620133200
09-19	'Outgoing Wire OUTGOING WIRE GFX 20192620128500 BNF LINDA AND MIC HAEL BERKOWITZ OBI INVOICE NUMBER 2	1,666.67	020192620128500
09-19	'Service Charge OUTGOING WIRE	12.00	020192620128500
09-19	'Outgoing Wire OUTGOING WIRE GFX 20192620131100 BNF DANIEL SIEGEL OBI INVOICE NUMBER 000001332051236	5,625.00	020192620131100
09-19	'Service Charge OUTGOING WIRE	12.00	020192620131100
09-19	'Outgoing Wire OUTGOING WIRE GFX 20192620152100 BNF UNITED SECURE D CAPITAL LLC OBI INVOICE NUMBER 10	6,000.00	020192620152100
09-19	'Service Charge OUTGOING WIRE	12.00	020192620152100
09-19	'Outgoing Wire OUTGOING WIRE GFX 20192620138500 BNF VP CREDIT SER VICES INC OBI INVOICE NUMBER 100009	15,000.00	020192620138500
09-19	'Service Charge OUTGOING WIRE	12.00	020192620138500

##XXH1150DPCSTM [REDACTED] 6468

Date	Description	Subtractions	Control Number
09-19	'Outgoing Wire OUTGOING WIRE GFX 20192620143700 BNF CAPITAL ACCES S INTERNATIONAL LLC OBI INVOICE NUM	15,271.30	020192620143700
09-19	'Service Charge OUTGOING WIRE	12.00	020192620143700
09-19	'Outgoing Wire OUTGOING WIRE GFX 20192620128300 BNF SHE'ERIT EZRA INC OBI INVOICE NUMBER 10000060012	25,000.00	020192620128300
09-19	'Service Charge OUTGOING WIRE	12.00	020192620128300
09-19	'Outgoing Wire OUTGOING WIRE GFX 20192620139300 BNF RICHMOND CAPI TAL SOLUTIONS OBI INVOICE NUMBER 10	27,041.36	020192620139300
09-19	'Service Charge OUTGOING WIRE	12.00	020192620139300
09-19	'Outgoing Wire OUTGOING WIRE GFX 20192620129700 BNF EZRA SHEHEBAR LLC OBI INVOICE NUMBER 10000047052	34,166.67	020192620129700
09-19	'Service Charge OUTGOING WIRE	12.00	020192620129700
09-19	'Outgoing Wire OUTGOING WIRE GFX 20192620131600 BNF FULL SPECTRUM PROCESSING OBI INVOICE NUMBER 1000	160,000.00	020192620131600
09-19	'Service Charge OUTGOING WIRE	12.00	020192620131600
09-19	'Outgoing Wire OUTGOING WIRE GFX 20192620159900 BNF LISA MCELHONE OBI INVOICE NUMBER 100000716610225	2,220,675.00	020192620159900
09-19	'Service Charge OUTGOING WIRE	12.00	020192620159900
09-20	'Outgoing Wire OUTGOING WIRE GFX 20192630137800 BNF EAGLE FUNDING PARTNERS OBI INVOICE NUMBER 000006	154.88	020192630137800
09-20	'Service Charge OUTGOING WIRE	12.00	020192630137800
09-20	'Outgoing Wire OUTGOING WIRE GFX 20192630139300 BNF NANCY SMITH O BI INVOICE NUMBER 00000072212655300	750.00	020192630139300
09-20	'Service Charge OUTGOING WIRE	12.00	020192630139300
09-20	'Outgoing Wire OUTGOING WIRE GFX 20192630149300 BNF VBJ CONSULTIN G LLC OBI INVOICE NUMBER 1000078330	1,500.00	020192630149300

##XXH1150DPCSTM [REDACTED] 6468

Date	Description	Subtractions	Control Number
09-20	'Service Charge OUTGOING WIRE	12.00	020192630149300
09-20	'Outgoing Wire OUTGOING WIRE GFX 20192630152300 BNF THE PREEMINEN CE GROUP INC OBI INVOICE NUMBER 000	1,600.00	020192630152300
09-20	'Service Charge OUTGOING WIRE	12.00	020192630152300
09-20	'Outgoing Wire OUTGOING WIRE GFX 20192630151700 BNF CAPITAL ACCES S INTERNATIONAL LLC OBI INVOICE NUM	2,160.00	020192630151700
09-20	'Service Charge OUTGOING WIRE	12.00	020192630151700
09-20	'Outgoing Wire OUTGOING WIRE GFX 20192630150600 BNF EML CAPITAL G ROUP INC OBI INVOICE NUMBER 0000001	2,400.00	020192630150600
09-20	'Service Charge OUTGOING WIRE	12.00	020192630150600
09-20	'Outgoing Wire OUTGOING WIRE GFX 20192630140900 BNF DILLON D JODA N OBI INVOICE NUMBER 10000025587133	4,166.67	020192630140900
09-20	'Service Charge OUTGOING WIRE	12.00	020192630140900
09-20	'Outgoing Wire OUTGOING WIRE GFX 20192630137900 BNF RAINER AND LL OYD ASSOCIATES LLC OBI INVOICE NUMB	7,988.54	020192630137900
09-20	'Service Charge OUTGOING WIRE	12.00	020192630137900
09-20	'Outgoing Wire OUTGOING WIRE GFX 20192630138200 BNF KAREN SMITH O BI INVOICE NUMBER 10000091001440030	10,125.00	020192630138200
09-20	'Service Charge OUTGOING WIRE	12.00	020192630138200
09-20	'Outgoing Wire OUTGOING WIRE GFX 20192630141100 BNF ROBERT FREI O BI INVOICE NUMBER 00000098812588003	10,416.67	020192630141100
09-20	'Service Charge OUTGOING WIRE	12.00	020192630141100
09-20	'Outgoing Wire OUTGOING WIRE GFX 20192630134600 BNF S AND O INC O BI INVOICE NUMBER 1000006991237800	12,168.20	020192630134600
09-20	'Service Charge OUTGOING WIRE	12.00	020192630134600

##XXH1150DPCSTM [REDACTED] 6468

Date	Description	Subtractions	Control Number
09-20	'Outgoing Wire OUTGOING WIRE GFX 20192630143300 BNF PEAK SOLUTION S LLC OBI INVOICE NUMBER 1000005884	26,345.64	020192630143300
09-20	'Service Charge OUTGOING WIRE	12.00	020192630143300
09-20	'Outgoing Wire OUTGOING WIRE GFX 20192630140500 BNF GARY NITSCH E OBI INVOICE NUMBER 2000005699123880	30,000.00	020192630140500
09-20	'Service Charge OUTGOING WIRE	12.00	020192630140500
09-20	'Outgoing Wire OUTGOING WIRE GFX 20192630144300 BNF BLACKSTONE FU NDING GROUP OBI INVOICE NUMBER 1200	31,940.82	020192630144300
09-20	'Service Charge OUTGOING WIRE	12.00	020192630144300
09-20	'Intl Wire Xfer OUTGOING WIRE GFX 20192630140100 BNF ISAAC BENNETT SALES AGENCIES OBI INVOICE NUMBER	33,333.33	020192630140100
09-20	'Service Charge INTL WIRE XFER	45.00	020192630140100
09-20	'Outgoing Wire OUTGOING WIRE GFX 20192630137400 BNF FAST ADVANCE FUNDING OBI INVOICE NUMBER 20000125	37,230.27	020192630137400
09-20	'Service Charge OUTGOING WIRE	12.00	020192630137400
09-20	'Outgoing Wire OUTGOING WIRE GFX 20192630141300 BNF FULL SPECTRUM PROCESSING OBI INVOICE NUMBER 1200	50,000.00	020192630141300
09-20	'Service Charge OUTGOING WIRE	12.00	020192630141300
09-20	'Outgoing Wire OUTGOING WIRE GFX 20192630133100 BNF LISA MCELHONE OBI INVOICE NUMBER 100000233900125	500,000.00	020192630133100
09-20	'Service Charge OUTGOING WIRE	12.00	020192630133100
09-20	'Outgoing Wire OUTGOING WIRE GFX 20192630135800 BNF CS 2000 OBI I NVOICE NUMBER 1000091883225500	810,957.63	020192630135800
09-20	'Service Charge OUTGOING WIRE	12.00	020192630135800
09-25	'Outgoing Wire OUTGOING WIRE GFX 20192680147700 BNF JAX FUND OBI INVOICE NUMBER 1000002122510889	1,683.33	020192680147700

##XXH1150DPCSTM [REDACTED] 6468

Date	Description	Subtractions	Control Number
09-25	'Service Charge OUTGOING WIRE	12.00	020192680147700
09-25	'Outgoing Wire OUTGOING WIRE GFX 20192680145200 BNF RAZR MCA FUND OBI INVOICE NUMBER 100000236990150	2,033.16	020192680145200
09-25	'Service Charge OUTGOING WIRE	12.00	020192680145200
09-25	'Outgoing Wire OUTGOING WIRE GFX 20192680151100 BNF WELLEN FUND 1 LLC OBI INVOICE NUMBER 00000040012	2,150.00	020192680151100
09-25	'Service Charge OUTGOING WIRE	12.00	020192680151100
09-25	'Outgoing Wire OUTGOING WIRE GFX 20192680141200 BNF VKS MANAGEMEN T OBI INVOICE NUMBER 10000030212256	3,000.00	020192680141200
09-25	'Service Charge OUTGOING WIRE	12.00	020192680141200
09-25	'Outgoing Wire OUTGOING WIRE GFX 20192680146300 BNF VICTORY INCOM E FUND OBI INVOICE NUMBER 000000800	3,666.66	020192680146300
09-25	'Service Charge OUTGOING WIRE	12.00	020192680146300
09-25	'Outgoing Wire OUTGOING WIRE GFX 20192680152600 BNF GR8 INCOME FU ND OBI INVOICE NUMBER 1000000755620	3,833.33	020192680152600
09-25	'Service Charge OUTGOING WIRE	12.00	020192680152600
09-25	'Outgoing Wire OUTGOING WIRE GFX 20192680161300 BNF SHARPE CAPITA L LLC OBI INVOICE NUMBER 1000002239	4,476.16	020192680161300
09-25	'Service Charge OUTGOING WIRE	12.00	020192680161300
09-25	'Outgoing Wire OUTGOING WIRE GFX 20192680156700 BNF WORK WELL FUN D I LLC OBI INVOICE NUMBER 20000030	6,683.33	020192680156700
09-25	'Service Charge OUTGOING WIRE	12.00	020192680156700
09-25	'Outgoing Wire OUTGOING WIRE GFX 20192680163000 BNF BERKMAN FUNDI NG OBI INVOICE NUMBER 1000022589904	12,354.12	020192680163000
09-25	'Service Charge OUTGOING WIRE	12.00	020192680163000

##XXH1150DPCSTM [REDACTED] 6468

Date	Description	Subtractions	Control Number
09-25	'Outgoing Wire OUTGOING WIRE GFX 20192680151700 BNF BLUE STREAM I NCOME FUND OBI INVOICE NUMBER 10000	13,004.99	020192680151700
09-25	'Service Charge OUTGOING WIRE	12.00	020192680151700
09-25	'Outgoing Wire OUTGOING WIRE GFX 20192680141600 BNF CAPE COD INCO ME FUND OBI INVOICE NUMBER 00000032	13,833.32	020192680141600
09-25	'Service Charge OUTGOING WIRE	12.00	020192680141600
09-25	'Outgoing Wire OUTGOING WIRE GFX 20192680148500 BNF RETIREMENT EV OLUTION INSURE INCOME OBI INVOICE N	15,000.00	020192680148500
09-25	'Service Charge OUTGOING WIRE	12.00	020192680148500
09-25	'Outgoing Wire OUTGOING WIRE GFX 20192680164900 BNF MORGAN CASH O BI INVOICE NUMBER 00000032268994002	15,584.00	020192680164900
09-25	'Service Charge OUTGOING WIRE	12.00	020192680164900
09-25	'Outgoing Wire OUTGOING WIRE GFX 20192680142200 BNF MK ONE INCOME FUND OBI INVOICE NUMBER 0000001286	16,668.74	020192680142200
09-25	'Service Charge OUTGOING WIRE	12.00	020192680142200
09-25	'Outgoing Wire OUTGOING WIRE GFX 20192680143700 BNF LWM EQUITY FU ND OBI INVOICE NUMBER 0000000512885	19,208.86	020192680143700
09-25	'Service Charge OUTGOING WIRE	12.00	020192680143700
09-25	'Outgoing Wire OUTGOING WIRE GFX 20192680154400 BNF STFG INCOME F UND OBI INVOICE NUMBER 100007001256	19,713.32	020192680154400
09-25	'Service Charge OUTGOING WIRE	12.00	020192680154400
09-25	'Outgoing Wire OUTGOING WIRE GFX 20192680159100 BNF INVESTRY CAPI TAL PARTNERS INC OBI INVOICE NUMBER	22,103.91	020192680159100
09-25	'Service Charge OUTGOING WIRE	12.00	020192680159100
09-25	'Outgoing Wire OUTGOING WIRE GFX 20192680153400 BNF FIDELIS FINAN CIAL FINANCING OBI INVOICE NUMBER 1	24,299.98	020192680153400

##XXH1150DPCSTM [REDACTED] 6468

Date	Description	Subtractions	Control Number
09-25	'Service Charge OUTGOING WIRE	12.00	020192680153400
09-25	'Outgoing Wire OUTGOING WIRE GFX 20192680145400 BNF MID ATLANTIC MCA FUND OBI INVOICE NUMBER 0000001	24,517.50	020192680145400
09-25	'Service Charge OUTGOING WIRE	12.00	020192680145400
09-25	'Outgoing Wire OUTGOING WIRE GFX 20192680163800 BNF BLACKSTONE FU NDING GROUP OBI INVOICE NUMBER 1000	30,331.98	020192680163800
09-25	'Service Charge OUTGOING WIRE	12.00	020192680163800
09-25	'Outgoing Wire OUTGOING WIRE GFX 20192680149100 BNF MERCHANT FACT ORING INCOME FUND OBI INVOICE NUMBE	32,166.66	020192680149100
09-25	'Service Charge OUTGOING WIRE	12.00	020192680149100
09-25	'Outgoing Wire OUTGOING WIRE GFX 20192680160700 BNF VBJ CONSULTIN G LLC OBI INVOICE NUMBER 1000022912	33,458.80	020192680160700
09-25	'Service Charge OUTGOING WIRE	12.00	020192680160700
09-25	'Outgoing Wire OUTGOING WIRE GFX 20192680142500 BNF MARINER INCOM E FUND OBI INVOICE NUMBER 100000229	33,928.90	020192680142500
09-25	'Service Charge OUTGOING WIRE	12.00	020192680142500
09-25	'Outgoing Wire OUTGOING WIRE GFX 20192680156300 BNF AGM CAPITAL F UND II LLC OBI INVOICE NUMBER 00000	34,987.50	020192680156300
09-25	'Service Charge OUTGOING WIRE	12.00	020192680156300
09-25	'Outgoing Wire OUTGOING WIRE GFX 20192680147200 BNF SHERPA 1 INCO ME FUND OBI INVOICE NUMBER 20000060	35,053.32	020192680147200
09-25	'Service Charge OUTGOING WIRE	12.00	020192680147200
09-25	'Outgoing Wire OUTGOING WIRE GFX 20192680148900 BNF SPARTAN INCOM E FUND OBI INVOICE NUMBER 000000020	37,270.82	020192680148900
09-25	'Service Charge OUTGOING WIRE	12.00	020192680148900

##XXH1150DPCSTM [REDACTED] 6468

Date	Description	Subtractions	Control Number
09-25	'Outgoing Wire OUTGOING WIRE GFX 20192680159700 BNF DEUCES CAPITA L CORP OBI INVOICE NUMBER 200000588	42,040.00	020192680159700
09-25	'Service Charge OUTGOING WIRE	12.00	020192680159700
09-25	'Outgoing Wire OUTGOING WIRE GFX 20192680144500 BNF LWM INCOME FU ND OBI INVOICE NUMBER 1000007225300	42,998.86	020192680144500
09-25	'Service Charge OUTGOING WIRE	12.00	020192680144500
09-25	'Outgoing Wire OUTGOING WIRE GFX 20192680148200 BNF RETIREMENT EV OLUTION INCOME FUND OBI INVOICE NUM	62,499.98	020192680148200
09-25	'Service Charge OUTGOING WIRE	12.00	020192680148200
09-25	'Outgoing Wire OUTGOING WIRE GFX 20192680135400 BNF THE VICTORY B ANK OBI FFC ABFP INCOME FUND ACCOUN	121,566.49	020192680135400
09-25	'Service Charge OUTGOING WIRE	12.00	020192680135400
09-25	'Outgoing Wire OUTGOING WIRE GFX 20192680136500 BNF THE VICTORY B ANK OBI FFC ABFP INCOME FUND 2 ACCO	132,136.64	020192680136500
09-25	'Service Charge OUTGOING WIRE	12.00	020192680136500
09-25	'Outgoing Wire OUTGOING WIRE GFX 20192680154800 BNF CAPRICORN INC OME FUND OBI INVOICE NUMBER 1000004	136,971.16	020192680154800
09-25	'Service Charge OUTGOING WIRE	12.00	020192680154800
09-25	'Outgoing Wire OUTGOING WIRE GFX 20192680153700 BNF MERCHANT SERV ICES INCOME FUND OBI INVOICE NUMBER	141,116.63	020192680153700
09-25	'Service Charge OUTGOING WIRE	12.00	020192680153700
09-25	'Outgoing Wire OUTGOING WIRE GFX 20192680138500 BNF THE VICTORY B ANK OBI FFC ABFP INCOME FUND 3 ACCO	215,070.00	020192680138500
09-25	'Service Charge OUTGOING WIRE	12.00	020192680138500
09-25	'Outgoing Wire OUTGOING WIRE GFX 20192680156000 BNF AGM CAPITAL F UND OBI INVOICE NUMBER 100000339120	256,919.37	020192680156000

##XXH1150DPCSTM [REDACTED] 6468

Date	Description	Subtractions	Control Number
09-25	'Service Charge OUTGOING WIRE	12.00	020192680156000
09-25	'Outgoing Wire OUTGOING WIRE GFX 20192680095300 BNF EAGLE SIX CON SULTANTS INC OBI INVOICE NUMBER 100	500,000.00	020192680095300
09-25	'Service Charge OUTGOING WIRE	12.00	020192680095300
09-25	'Outgoing Wire OUTGOING WIRE GFX 20192680155700 BNF CAPRICORN INC OME FUND OBI INVOICE NUMBER 0000003	531,100.00	020192680155700
09-25	'Service Charge OUTGOING WIRE	12.00	020192680155700
09-25	'Outgoing Wire OUTGOING WIRE GFX 20192680154100 BNF MERCHANT SERV ICES INCOME FUND OBI INVOICE NUMBER	540,000.00	020192680154100
09-25	'Service Charge OUTGOING WIRE	12.00	020192680154100
09-25	'Outgoing Wire OUTGOING WIRE GFX 20192680144800 BNF LWM INCOME FU ND OBI INVOICE NUMBER 0000003364051	584,000.00	020192680144800
09-25	'Service Charge OUTGOING WIRE	12.00	020192680144800
09-25	'Outgoing Wire OUTGOING WIRE GFX 20192680145800 BNF MID ATLANTIC MCA FUND OBI INVOICE NUMBER 2000001	700,000.00	020192680145800
09-25	'Service Charge OUTGOING WIRE	12.00	020192680145800
09-25	'Outgoing Wire OUTGOING WIRE GFX 20192680149800 BNF MERCHANT FACT ORING INCOME FUND OBI INVOICE NUMBE	701,000.00	020192680149800
09-25	'Service Charge OUTGOING WIRE	12.00	020192680149800
09-25	'Outgoing Wire OUTGOING WIRE GFX 20192680137400 BNF THE VICTORY B ANK OBI FFC ABFP INCOME FUND 2 ACCO	1,772,800.00	020192680137400
09-25	'Service Charge OUTGOING WIRE	12.00	020192680137400
09-26	'Outgoing Wire OUTGOING WIRE GFX 20192690178100 BNF PINNACLE MERC HANT FUNDING LLC OBI INVOICE NUMBER	360.00	020192690178100
09-26	'Service Charge OUTGOING WIRE	12.00	020192690178100

##XXH1150DPCSTM [REDACTED] 6468

Date	Description	Subtractions	Control Number
09-26	'Outgoing Wire OUTGOING WIRE GFX 20192690177500 BNF CHAMPION SOLU TIONS INC OBI INVOICE NUMBER 200000	900.00	020192690177500
09-26	'Service Charge OUTGOING WIRE	12.00	020192690177500
09-26	'Outgoing Wire OUTGOING WIRE GFX 20192690170900 BNF SHARPE CAPITA L LLC OBI INVOICE NUMBER 1000002348	1,200.00	020192690170900
09-26	'Service Charge OUTGOING WIRE	12.00	020192690170900
09-26	'Outgoing Wire OUTGOING WIRE GFX 20192690168700 BNF THE VICTORY B ANK OBI FFC ABFP INCOME FUND 3 ACCO	1,800.00	020192690168700
09-26	'Service Charge OUTGOING WIRE	12.00	020192690168700
09-26	'Outgoing Wire OUTGOING WIRE GFX 20192690174500 BNF STEADY CAPITA L LLC OBI INVOICE NUMBER 1000004119	1,800.00	020192690174500
09-26	'Service Charge OUTGOING WIRE	12.00	020192690174500
09-26	'Outgoing Wire OUTGOING WIRE GFX 20192690165000 BNF STEVEN FREI O BI INVOICE NUMBER 10000080048663022	4,166.66	020192690165000
09-26	'Service Charge OUTGOING WIRE	12.00	020192690165000
09-26	'Outgoing Wire OUTGOING WIRE GFX 20192690177000 BNF LRM CAPITAL H OLDINGS LLC OBI INVOICE NUMBER 1200	6,000.00	020192690177000
09-26	'Service Charge OUTGOING WIRE	12.00	020192690177000
09-26	'Outgoing Wire OUTGOING WIRE GFX 20192690172200 BNF PROTO FINANCI AL CORP OBI INVOICE NUMBER 10000102	6,650.47	020192690172200
09-26	'Service Charge OUTGOING WIRE	12.00	020192690172200
09-26	'Outgoing Wire OUTGOING WIRE GFX 20192690165500 BNF LINDSAY BLAKE INC OBI INVOICE NUMBER 00000022390	6,770.83	020192690165500
09-26	'Service Charge OUTGOING WIRE	12.00	020192690165500
09-26	'Outgoing Wire OUTGOING WIRE GFX 20192690176100 BNF NRC HOLDINGS LLC OBI INVOICE NUMBER 100000369800	7,414.10	020192690176100

##XXH1150DPCSTM [REDACTED] 6468

Date	Description	Subtractions	Control Number
09-26	'Service Charge OUTGOING WIRE	12.00	020192690176100
09-26	'Outgoing Wire OUTGOING WIRE GFX 20192690169200 BNF MID ATLANTIC MCA FUND OBI INVOICE NUMBER 1000009	8,100.00	020192690169200
09-26	'Service Charge OUTGOING WIRE	12.00	020192690169200
09-26	'Outgoing Wire OUTGOING WIRE GFX 20192690167500 BNF FIDELIS FINAN CIAL FINANCING OBI INVOICE NUMBER 2	11,700.00	020192690167500
09-26	'Service Charge OUTGOING WIRE	12.00	020192690167500
09-26	'Outgoing Wire OUTGOING WIRE GFX 20192690167200 BNF CAMA SDIRA CU STODIAL OBI FFC STEVEN C WITTMER T1	15,060.00	020192690167200
09-26	'Service Charge OUTGOING WIRE	12.00	020192690167200
09-26	'Outgoing Wire OUTGOING WIRE GFX 20192690168200 BNF THE VICTORY B ANK OBI FFC ABFP INCOME FUND 2 ACCO	16,733.33	020192690168200
09-26	'Service Charge OUTGOING WIRE	12.00	020192690168200
09-26	'Outgoing Wire OUTGOING WIRE GFX 20192690175400 BNF UNITED SECURE D CAPITAL LLC OBI INVOICE NUMBER 10	37,565.68	020192690175400
09-26	'Service Charge OUTGOING WIRE	12.00	020192690175400
09-26	'Outgoing Wire OUTGOING WIRE GFX 20192690169000 BNF THE VICTORY B ANK OBI FFC ABFP INCOME FUND 4 ACCO	49,981.99	020192690169000
09-26	'Service Charge OUTGOING WIRE	12.00	020192690169000
09-26	'Outgoing Wire OUTGOING WIRE GFX 20192690171500 BNF SHORE FUNDING SOLUTIONS INC OBI INVOICE NUMBER 1	50,976.46	020192690171500
09-26	'Service Charge OUTGOING WIRE	12.00	020192690171500
09-27	'Outgoing Wire OUTGOING WIRE GFX 20192700140800 BNF EAGLE FUNDING PARTNERS OBI INVOICE NUMBER 200000	154.88	020192700140800
09-27	'Service Charge OUTGOING WIRE	12.00	020192700140800

##XXH1150DPCSTM [REDACTED] 6468

Date	Description	Subtractions	Control Number
09-27	'Outgoing Wire OUTGOING WIRE GFX 20192700149700 BNF AVANZA CAPITA L OBI INVOICE NUMBER 20000124778300	900.00	020192700149700
09-27	'Service Charge OUTGOING WIRE	12.00	020192700149700
09-27	'Outgoing Wire OUTGOING WIRE GFX 20192700141700 BNF RAINER AND LL OYD ASSOCIATES LLC OBI INVOICE NUMB	3,548.22	020192700141700
09-27	'Service Charge OUTGOING WIRE	12.00	020192700141700
09-27	'Outgoing Wire OUTGOING WIRE GFX 20192700147800 BNF LEX J BENJAMI N OBI INVOICE NUMBER 10000026997801	5,000.00	020192700147800
09-27	'Service Charge OUTGOING WIRE	12.00	020192700147800
09-27	'Outgoing Wire OUTGOING WIRE GFX 20192700151000 BNF CAPITAL ACCES S INTERNATIONAL LLC OBI INVOICE NUM	5,600.00	020192700151000
09-27	'Service Charge OUTGOING WIRE	12.00	020192700151000
09-27	'Outgoing Wire OUTGOING WIRE GFX 20192700144500 BNF RETIREMENT EV OLUTION INSURE INCOME OBI INVOICE N	7,500.00	020192700144500
09-27	'Service Charge OUTGOING WIRE	12.00	020192700144500
09-27	'Outgoing Wire OUTGOING WIRE GFX 20192700147200 BNF G AND G FUNDI NG GROUP LLC OBI INVOICE NUMBER 100	12,000.00	020192700147200
09-27	'Service Charge OUTGOING WIRE	12.00	020192700147200
09-27	'Outgoing Wire OUTGOING WIRE GFX 20192700141900 BNF JOSEPH LEVY O BI INVOICE NUMBER 2000004056932202	12,500.00	020192700141900
09-27	'Service Charge OUTGOING WIRE	12.00	020192700141900
09-27	'Outgoing Wire OUTGOING WIRE GFX 20192700076000 BNF SPRINGVILLE P ARTNERS LLC OBI INVOICE NUMBER 1000	18,028.90	020192700076000
09-27	'Service Charge OUTGOING WIRE	12.00	020192700076000
09-27	'Outgoing Wire OUTGOING WIRE GFX 20192700143200 BNF DAKOTA JOY HO LDINGS ROTH LLC OBI INVOICE NUMBER	20,000.00	020192700143200

##XXH1150DPCSTM [REDACTED] 6468

Date	Description	Subtractions	Control Number
09-27	'Service Charge OUTGOING WIRE	12.00	020192700143200
09-27	'Outgoing Wire OUTGOING WIRE GFX 20192700159100 BNF EVELOPSEO LLC OBI INVOICE NUMBER 100001669125887	20,000.00	020192700159100
09-27	'Service Charge OUTGOING WIRE	12.00	020192700159100
09-27	'Outgoing Wire OUTGOING WIRE GFX 20192700144000 BNF RICHARD CHERA OBI INVOICE NUMBER 200000145996100	20,833.33	020192700144000
09-27	'Service Charge OUTGOING WIRE	12.00	020192700144000
09-27	'Outgoing Wire OUTGOING WIRE GFX 20192700153300 BNF HAMILTON ADVA NCE INC OBI INVOICE NUMBER 10000591	21,226.32	020192700153300
09-27	'Service Charge OUTGOING WIRE	12.00	020192700153300
09-27	'Outgoing Wire OUTGOING WIRE GFX 20192700158100 BNF BRONXLYN ENTE RPRISES INC OBI INVOICE NUMBER 1000	31,450.12	020192700158100
09-27	'Service Charge OUTGOING WIRE	12.00	020192700158100
09-27	'Outgoing Wire OUTGOING WIRE GFX 20192700155700 BNF WESTCHESTER F UNDING GROUP LLC OBI INVOICE NUMBER	32,153.76	020192700155700
09-27	'Service Charge OUTGOING WIRE	12.00	020192700155700
09-27	'Outgoing Wire OUTGOING WIRE GFX 20192700140600 BNF EAGLE FUNDING PARTNERS OBI INVOICE NUMBER 200000	32,565.48	020192700140600
09-27	'Service Charge OUTGOING WIRE	12.00	020192700140600
09-27	'Outgoing Wire OUTGOING WIRE GFX 20192700073600 BNF NEW YORK TRIB ECA GROUP LLC OBI INVOICE NUMBER 10	39,837.16	020192700073600
09-27	'Service Charge OUTGOING WIRE	12.00	020192700073600
09-27	'Outgoing Wire OUTGOING WIRE GFX 20192700156300 BNF YM VENTURES L LC OBI INVOICE NUMBER 1000002639788	42,348.56	020192700156300
09-27	'Service Charge OUTGOING WIRE	12.00	020192700156300

##XXH1150DPCSTM 0 [REDACTED] 6468

Date	Description	Subtractions	Control Number
09-27	'Outgoing Wire OUTGOING WIRE GFX 20192700073800 BNF PEAK SOLUTION S LLC OBI INVOICE NUMBER 1000002291	114,399.69	020192700073800
09-27	'Service Charge OUTGOING WIRE	12.00	020192700073800
09-27	'Outgoing Wire OUTGOING WIRE GFX 20192700146000 BNF COLORADO HOME S LLC OBI INVOICE NUMBER 1200005698	485,005.00	020192700146000
09-27	'Service Charge OUTGOING WIRE	12.00	020192700146000
09-27	'Outgoing Wire OUTGOING WIRE GFX 20192700139100 BNF CS2000 OBI IN VOICE NUMBER 000000107792365540	826,163.05	020192700139100
09-27	'Service Charge OUTGOING WIRE	12.00	020192700139100
09-27	'Outgoing Wire OUTGOING WIRE GFX 20192700160700 BNF B AND T SUPPL Y OBI INVOICE NUMBER 10000054478810	997,005.00	020192700160700
09-27	'Service Charge OUTGOING WIRE	12.00	020192700160700
09-27	'Outgoing Wire OUTGOING WIRE GFX 20192700162000 BNF COMPLETE BUSI NESS SOLUTIONS GROUP OBI INVOICE NU	10,000,000.00	020192700162000
09-27	'Service Charge OUTGOING WIRE	12.00	020192700162000
09-30	'Outgoing Wire OUTGOING WIRE GFX 20192730139100 BNF L AND L INTER NATIONAL MANAGEMENT OBI INVOICE NUM	1,200.00	020192730139100
09-30	'Service Charge OUTGOING WIRE	12.00	020192730139100
09-30	'Outgoing Wire OUTGOING WIRE GFX 20192730137400 BNF NORTH ASSET C APITAL OBI INVOICE NUMBER 000001255	8,752.62	020192730137400
09-30	'Service Charge OUTGOING WIRE	12.00	020192730137400
09-30	'Outgoing Wire OUTGOING WIRE GFX 20192730136600 BNF DAVID WIGGINS OBI INVOICE NUMBER 100007002065540	11,333.33	020192730136600
09-30	'Service Charge OUTGOING WIRE	12.00	020192730136600
09-30	'Outgoing Wire OUTGOING WIRE GFX 20192730138400 BNF GOLD STAR PRI ME FUNDING INC OBI INVOICE NUMBER 1	21,600.00	020192730138400

##XXH1150DPCSTM [REDACTED] 6468

COMPLETE BUSINESS SOLUTIONS GROUP INC
September 30, 2019

P [REDACTED] f 32
[REDACTED] 6468

Date	Description	Subtractions	Control Number
09-30	'Service Charge OUTGOING WIRE	12.00	020192730138400

CREDITS

Date	Description	Additions	Control Number
09-03	'Cash Mgmt Trsfr Cr REF 2460843L FUNDS TRANSFER FRMDEP 131036442 FROM	513,982.44	002000903084325
09-04	'Cash Mgmt Trsfr Cr REF 2470843L FUNDS TRANSFER FRMDEP 131036442 FROM	932,733.19	002000904084344
09-05	'Cash Mgmt Trsfr Cr REF 2480844L FUNDS TRANSFER FRMDEP 131036442 FROM	505,681.81	002000905084421
09-06	'Cash Mgmt Trsfr Cr REF 2490844L FUNDS TRANSFER FRMDEP 131036442 FROM	490,359.78	002000906084401
09-09	'Cash Mgmt Trsfr Cr REF 2520848L FUNDS TRANSFER FRMDEP 131036442 FROM	473,122.60	002000909084846
09-10	'Cash Mgmt Trsfr Cr REF 2530841L FUNDS TRANSFER FRMDEP 131036442 FROM	493,214.13	002000910084108
09-11	'Cash Mgmt Trsfr Cr REF 2540845L FUNDS TRANSFER FRMDEP 131036442 FROM	10,636,397.89	002000911084501
09-12	'Cash Mgmt Trsfr Cr REF 2550842L FUNDS TRANSFER FRMDEP 131036442 FROM	752,707.22	002000912084203
09-13	'Cash Mgmt Trsfr Cr REF 2560843L FUNDS TRANSFER FRMDEP 131036442 FROM	609,539.00	002000913084310
09-16	'Cash Mgmt Trsfr Cr REF 2590842L FUNDS TRANSFER FRMDEP 131036442 FROM	474,072.29	002000916084232
09-17	'Cash Mgmt Trsfr Cr REF 2600844L FUNDS TRANSFER FRMDEP 131036442 FROM	813,963.32	002000917084427
09-18	'Cash Mgmt Trsfr Cr REF 2610843L FUNDS TRANSFER FRMDEP 131036442 FROM	507,931.83	002000918084318

##XXH1150DPCSTM [REDACTED] 6468

COMPLETE BUSINESS SOLUTIONS GROUP INC		P	f 32
September 30, 2019		[REDACTED]	6468
Date	Description	Additions	Control Number
09-18	'Wire Transfer-IN INCOMING WIRE GFX 20192610094200 ORG OBI	8,700.00	020192610094200
09-19	'Cash Mgmt Trsfr Cr REF 2620844L FUNDS TRANSFER FRMDEP 131036442 FROM	470,496.60	002000919084403
09-20	'Cash Mgmt Trsfr Cr REF 2630844L FUNDS TRANSFER FRMDEP 131036442 FROM	987,540.97	002000920084420
09-23	'Cash Mgmt Trsfr Cr REF 2660843L FUNDS TRANSFER FRMDEP 131036442 FROM	494,257.53	002000923084328
09-24	'Cash Mgmt Trsfr Cr REF 2670845L FUNDS TRANSFER FRMDEP 131036442 FROM	497,522.32	002000924084509
09-25	'Cash Mgmt Trsfr Cr REF 2680843L FUNDS TRANSFER FRMDEP 131036442 FROM	517,412.76	002000925084314
09-26	'Cash Mgmt Trsfr Cr REF 2690844L FUNDS TRANSFER FRMDEP 131036442 FROM	10,685,001.25	002000926084436
09-27	'Cash Mgmt Trsfr Cr REF 2700844L FUNDS TRANSFER FRMDEP 131036442 FROM	3,145,474.28	002000927084421
09-30	'Cash Mgmt Trsfr Cr REF 2730842L FUNDS TRANSFER FRMDEP 131036442 FROM	2,037,061.61	002000930084230

DAILY BALANCES

Date	Amount	Date	Amount	Date	Amount
08-31	32,104,947.31	09-11	28,319,007.96	09-20	25,780,519.17
09-03	31,929,650.43	09-12	28,919,674.81	09-23	26,274,776.70
09-04	32,821,680.56	09-13	28,602,995.83	09-24	26,772,299.02
09-05	33,091,571.24	09-16	27,107,417.54	09-25	20,347,975.96
09-06	22,629,447.19	09-17	27,903,048.10	09-26	30,805,593.69
09-09	23,055,282.48	09-18	28,409,270.25	09-27	21,202,572.50
09-10	18,592,578.89	09-19	26,366,476.85	09-30	23,196,700.16

##XXH1150DPCSTM [REDACTED] 6468

COMPLETE BUSINESS SOLUTIONS GROUP INC
September 30, 2019

P [REDACTED] f 32
6468

OVERDRAFT/RETURN ITEM FEES

	Total for this period	Total year-to-date
Total Overdraft Fees	\$0.00	\$0.00
Total Returned Item Fees	\$0.00	\$0.00

Qualifications



Melissa Davis, CPA, CIRA, CFE

mdavis@kapilamukamal.com



Melissa Davis is a Partner at *KapilaMukamal, LLP*. She joined the firm in 1998. Her practice concentrates on insolvency and fiduciary matters. Ms. Davis has qualified as an expert in federal court, testified in trials, hearing and depositions. She has served as a court appointed Assignee for the Benefit of Creditors and as Plan Trustee in Chapter 11 bankruptcy matters. She has worked on numerous high profile cases.

Professional Experience

Ms. Davis concentrates on providing bankruptcy, litigation and forensic investigation services to debtors, creditors, receivers, assignees, bankruptcy trustees, examiners and liquidating trusts. Her practice also includes forensic accounting, fraud investigations and litigation support and family law matters.

Ms. Davis has served as a financial advisor to fiduciaries operating distressed companies in a variety of industries including mobile fueling, health insurance, real estate, retail, hospitality, assisted living facilities/nursing homes, metal extrusion, stevedoring, hedge funds and waste management. Her experience includes distressed business operations, management, preservation of collateral and asset divestiture services.

Ms. Davis has investigated fraudulent and preferential transfers, prepared defense, solvency and liquidation analyses. She has worked on asset tracing, tracing of commingled funds, provided litigation support and damage calculation services, including forensic and securities fraud investigations and corporate business conduct analysis. Ms. Davis has extensive experience in fraud and Ponzi-scheme investigations and commingled funds tracing analysis. Her forensic and fraud investigations have involved working in conjunction with the Securities and Exchange Commission (SEC.), the Federal Trade Commission (FTC), the Federal Bureau of Investigation (FBI) and various United States Attorneys Offices.

Ms. Davis has testified in court and depositions and served as Plan Trustee and court appointed Assignee for the Benefit of Creditors.

EDUCATION / QUALIFICATIONS

Certified Public Accountant (CPA) - Florida
Certified Insolvency and Restructuring Advisor (CIRA)
Certified Fraud Examiner (CFE)

Florida Atlantic University, Boca Raton, Florida —
Bachelor of Business Administration,
Major in Accounting,

AREAS OF EXPERTISE

Forensic Accounting
Bankruptcy and Insolvency
Creditors Rights
Restructuring
Financial Transactions Litigation
Complex Commercial Litigation

PROFESSIONAL AFFILIATIONS

American Institute of Certified Public Accountants
Florida Institute of Certified Public Accountants
Association of Insolvency & Restructuring Advisors
Association of Certified Fraud Examiners
American Bankruptcy Institute
International Women's Insolvency & Restructuring
Confederation
Bankruptcy Bar Association, Southern District of Florida
National Association of Federal Equity Receivers

Kapila Mukamal

CPAs, Forensic and Insolvency Advisors



Melissa Davis, CPA, CIRA, CFE

mdavis@kapilamukamal.com

SPEAKING ENGAGEMENTS

NAFER's Virtual Education Series—*The Receivers' Huddle* —
“*Look Out for Number One, But Don't Step in Number Two*” -
June 2021

FICPA 2021 Valuation, Forensic Accounting & Litigation
Services Conference— Panel Member—“*Distressed Valua-
tion and Solvency Analysis*”—January, 2021

American Bankruptcy Institute (“ABI”) (abiLIVE) Webinar—
“*COVID-19: Fraud Schemes, Relief Act Forgiveness Fraud and
International Commercial Fraud Issues*” - August 2020

Florida Attorney General Consumer Protection Fall Conf.—
“*Tracing Commingled Funds*” - 2018

ABI 2017 Annual Spring Meeting—“*Fraudulent Transfers—
The Long Claw of The Law*” - April 2017

IWIRC 23rd Annual Fall Conference—“*The Dissection of a
Ponzi Scheme*” - October 2016

FICPA – North Dade/South Broward Chapter – “*Tracing Com-
mingled Funds*” - July 2016

Jacksonville Bankruptcy Bar Association 23rd Annual Bkcy.
Seminar – “*E-Discovery in Bankruptcy: Why Should You
Care?*” - August 2015

ABI 2015 Southeast Bankruptcy Workshop – “*Time for Trial:
Evidentiary Issues in Bankruptcy Litigation*” - July 2015

Central Florida Bankruptcy Law Association – “*What Do Boy
Bands and Healthcare Have in Common*”, -July 2014

Florida Bar Business Law Section – “*Professional Fiduciaries:
Responsibilities and Duties*” - May 2014

Tampa Bay Bankruptcy Bar Association – “*What Do Boy
Bands and Healthcare Have in Common*” - March 2014

Bankruptcy Bar Association of the Southern District of Florida
– “*Valuation Issues in Bankruptcy*” - May 2013

ABI SE Regional Conference – “*Ponzi Schemes and Barring
Claims Against the Guilty*” - July 2012

Turnaround Management Association – “*Current Issues in
Real Estate*” - April 2012

KapilaMukamal, LLP
1000 S. Federal Highway, Suite 200
Fort Lauderdale, FL 33316
Main 954-761-1011
Direct 954-712-3205
www.kapilamukamal.com

PUBLICATIONS

“*Disgorgement of Ill-Gotten Gains in Consumer Fraud
Schemes*” - Daily Business Review—July 2021

“*Why South Florida Emerged As A Nationwide Leader For Covid
-19 Relief Schemes*” - South Florida Business Journal—May 2021

“*Fraudulent Transfer Claims in Claw Back Litigation*” - Law
Journal Newsletters—The Bankruptcy Strategist—May 2021

“*An Insolvency Primer*” - American Bankruptcy Institute
Commercial Fraud Committee—March 2021

“*New Receivership Act Streamlines Receiver's Role for Lenders,
Other Stakeholders*” - Daily Business Review—September 2020

“*Eye of the Evaluator—The Role of Contingent Liabilities in an
Insolvency Analysis*” - American Bankruptcy Institute Journal—
April 2018

“*Tracing Commingled Funds in Fraud Cases*” - ABI, Commercial
Fraud Committee On-Line Article -June 2017

“*Fraud and Forensics: Piercing Through The Deception In A
Commercial Fraud Case*” – ABI Journal – 2015

“*Ponzi Schemes: Fiduciaries May Be The Saving Grace*”, ABI
Journal -2014

“*A Health Care Fraud and Bankruptcy Primer*” - Southern
District of Florida Bankruptcy Bar Association Journal -2014

“*Rising Tide in the Wake of Ponzi,*” ABI Journal—2013

ACCOMPLISHMENTS

Top CPAs and Litigation Support Professionals—South
Florida Legal Guide, 2015—2021

CIVIC, VOLUNTEER AND PHILANTHROPIC

Past and Present

American Bankruptcy Institute—

- Financial Advisors and Investment Banking Committee (2021)
- 40 Under 40 Steering Committee (2021)
- Newsletter Editor FAIB Committee (2021)
- Co-chair Commercial Fraud Committee (2016-2019)
- Advisory Board—SE Regional Conference (2017-2021)
- Advisory Board—Caribbean Insolvency Symposium (2016-2021)

Nicholas Dworet Memorial Fund—Fundraising coordinator

Leukemia & Lymphoma Society—Team in Training Participant
and Volunteer

Kapila/Mukamal

CPAs, Forensic and Insolvency Advisors

Melissa Davis, CPA, CIRA, CFE
Case Experience

Trial and Hearing Testimony

Yuval Lugassy v. Shay Lugassy
Case No. CACE-19-007017
Client – Lagaci, Inc
Forensic Accounting Expert
Attorney Contact – Daniel Gielchinsky – Law Office of Daneil Y. Gielchinsky

Webster Business Credit Corporation v. Donald Woodrow Smith
Case No. 8:17-bk-04591-CPM
Client – Webster Business Credit
Forensic Accounting Expert
Attorney Contact – Scott Underwood – Buchanan Ingersoll & Rooney

Stemtech International, Inc.
Case No. 17-11380-RBR
Client – Official Committee of General Unsecured Creditors
Feasibility
Attorney Contact – Paul Singerman – Berger Singerman

SEC v. Robert H. Shapiro, Woodbridge Group of Companies, LLC et. al.
Case No.17-12560-KJC
Client – Securities and Exchange Commission
Forensic Accounting
Attorney Contact – Russell Koonin

FTC v. Hispanic Global Way, LLC
Case No. 1:14-cv-22018-CMA
Client – Jonathan Perlman, Receiver
Forensic Accounting
Attorney Contact – Jesus Suarez, Genovese Joblove & Battista, PA

United States of America v. Joseph Signore, et al
Case No. 14-80081-CR-Hurley
Client – James D. Sallah, Receiver for JCS Enterprises, et. al.
Expert Witness - Forensic Accounting, Ponzi Schemes
Attorney Contact – Ellen Cohen, Assistant U.S. Attorney

United States of America v. Craig Allen Hipp
Case No. 14-80081-CR-Hurley
Client – James D. Sallah, Receiver for JCS Enterprises, et. al.
Expert Witness - Forensic Accounting, Ponzi Schemes
Attorney Contact – Ellen Cohen, Assistant U.S. Attorney

Sherry Frederickson v. Ivan Frederickson a/k/a Tucker Frederickson et. al.
Case No. 2015CA00581XXXXMBAD
Client – Sherry Frederickson
Expert Witness - Forensic Accounting/asset tracing
Attorney Contact – Jack Scarola, Searcy Denney Scarola Barnhart & Shipley, PA

Melissa Davis, CPA, CIRA, CFE
Case Experience

Rothstein Rosenfeldt Adler, PA
Case No. 09-34791-RBR Chapter 11
Client – Robert Furr, Chapter 11 Trustee Banyon 1030-32
Forensic Accounting
Attorney Contact – Russell Blain, Stichter Riedel, Blain & Prosser, PA – Tampa, FL

FTC v. American Precious Metals, LLC
Case No. 11-61072-CIV-ZOLCH
Client – David Chase, Receiver for American Precious Metals, LLC
Forensic accounting/asset tracing
Attorney contact – Patrick Rengstl, Levine Kellogg Lehman, Schneider & Grossman - Miami

Ocean Bank v. Lexington Place Associates, LLC
Case No. 08-CA-2750
Client – Ocean Bank
Forensic accounting/asset tracing
Attorney Contact – James Robinson, White & Case - Miami

Atlantic Rolloff Services, Inc.
Case No. 06-11592-PGH
Client: Kenneth A. Welt, Chapter 11 Trustee of Atlantic Rolloff Services, Inc.
Asset sale/allocation accounting
Attorney contact – Daniel Gonzalez, Meland Russin & Budwick - Miami

Deposition Testimony

CFTC v. Jason B. Scharf (d/b/a Citrades.com) et. Al.
Case No. 17-cv-774-J-32MCR
Client: Kenneth Murena, Receiver
Forensic Accounting Expert
Attorney contact – Russel Landy, Damian & Valori - Miami

Securities and Exchange Commission v. JCS Enterprises, Inc. et. al.
Case No. 14-CV-80468
Client – James Sallah, Receiver for JCS Enterprises, Inc. et. al.
Forensic accounting
Attorney Contact – Patrick Rengstl, Sallah Astarita & Cox, LLC – Boca Raton

Amalie Oil Company v. TC Chemicals
Case No. 8:18-cv-1155-T-36AAS
Client – TC Chemicals
Damages
Attorney Contact – Eric Johanson – Jennis Law – Tampa, FL

Banyon 1030-32 v. Maple Leaf Drilling Partners, et. al.
Case No. 13-01297-RBR
Client – Robert Furr, Chapter 11 Trustee Banyon 1030-32
Forensic Accounting

Melissa Davis, CPA, CIRA, CFE
Case Experience

Attorney Contact – Scott Stichter, Stichter Riedel, Blain & Prosser, PA – Tampa, FL

Melanie Damien as Receiver for the Estate of Aubrey Lee Price v. KM Homes, LLC

Case No. 1:12-CV-03977-TCB

Client – Melanie Damian

Forensic Accounting

Attorney Contact- Guy Giberson, Damian & Valori – Miami, FL

Rothstein Rosenfeldt Adler, PA

Case No. 09-34791-RBR Chapter 11

Client – Robert Furr, Chapter 11 Trustee Banyon 1030-32

Forensic Accounting

Attorney Contact – Russell Blain, Stichter Riedel, Blain & Prosser, PA – Tampa, FL

PSN Liquidating Trust, Plaintiff v. Intelsat Corporation

Case No. 02-11913-BKC-AJC Chapter 11

Client – Soneet R. Kapila, Examiner for PSN Liquidating Trust

Expert Witness - Insolvency

Attorney Contact – Edward Griffith, Bolatti Griffith – New York

Priority Payment Systems Prefund Account
For the Period from December 11, 2019 through July 27, 2020

Source: Par Funding Quickbooks

Transfers from Par Funding Bank Accounts	Amount
BOSJ - Operating 2091	9,525,000.00
Chase Bank:Chase - ACH 9126	1,833.33
Chase Bank:Chase - Capital 9118	52,090,953.32
Empire Bank:Empire - Capital 5805	9,885,000.00
Empire Bank:Empire - Operating 4825	3,395,000.00
First Bank:First Bank Capital - 7823	13,800,000.00
TD Bank:TD Bank - Capital 9807	54,429,826.83
Total Incoming Funds from Par Funding	143,127,613.48
Other Sources of Funds	
MCA Receipts	1,291,411.72
Receipts from Investors	53,049,481.89
Total Other Sources of Funds	54,340,893.61
Total Incoming Funds	197,468,507.09
Use of Funds	
Interest Payments to Investors	(17,227,512.63)
Principal Repayments	(29,509,315.62)
MCA Disbursements	(88,914,153.20)
<i>Consulting/Commission Fees to Related Entities</i>	
ALB Management	(988,773.13)
New Field Ventures,LLC	(2,190,740.77)
Consulting/Commission Fees to Other Entities	(8,741,407.87)
Operating Expenses (Note 1)	(4,128,752.27)
Related Party Receivable/Payable	(2,681,448.95)
Other Related Party Payments	(17,280.00)
<i>Transfers to Par Funding Bank Accounts</i>	
ACH Reserve:Actum ACH Prefund	(1,880,468.25)
BOSJ - Operating 2091	(16,600,052.83)
Chase Bank:Chase - ACH 9126	(5,637,570.38)
Chase Bank:Chase - Capital 9118	(25,000.00)
Empire Bank:Empire - Capital 5805	(7,000,000.00)
Empire Bank:Empire - Operating 4825	(6,669,201.00)
First Bank:First Bank ACH - 7831	(19,037.50)
First Bank:First Bank Capital - 7823	(1,400,000.00)
TD Bank:TD Bank - Payroll 9782	(1,521,000.71)
Total Use of Funds	(195,151,715.11)
Ending Balance as of July 27, 2020	\$ 2,316,791.98

Note 1) Other Operating Expenses include a \$1,500,000 payment to Fox Rothschild LLP on July 24, 2020 with the memo "prepayment fox rothchild"